

SMALL FABRIC BANNER - TYPE 2 (a) (b)

901.06

BANNERS & FLAGS

REVIEWED: 15.08.2025

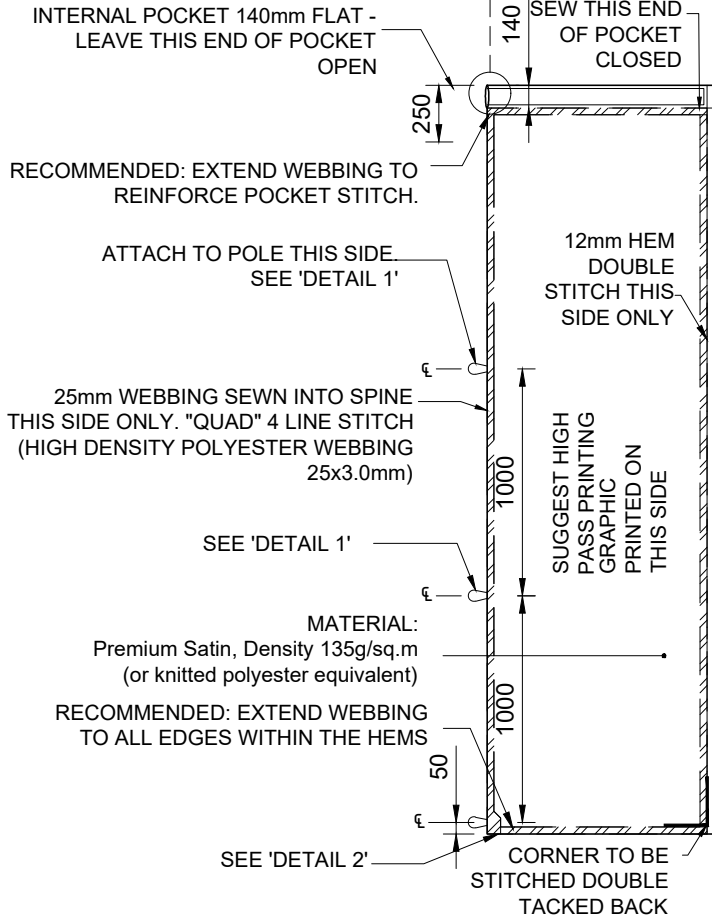
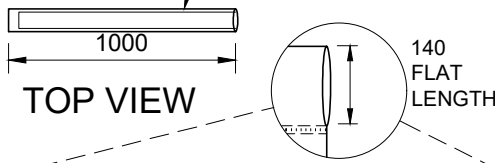
THESE BANNERS ARE USED IN THE FOLLOWING LOCATIONS:

TYPE 2 (a) - LOOPS ON LEFT
E2 - 5 BANNERS AT ELIZABETH QUAY
E4 - 5 BANNERS AT ELIZABETH QUAY

AND

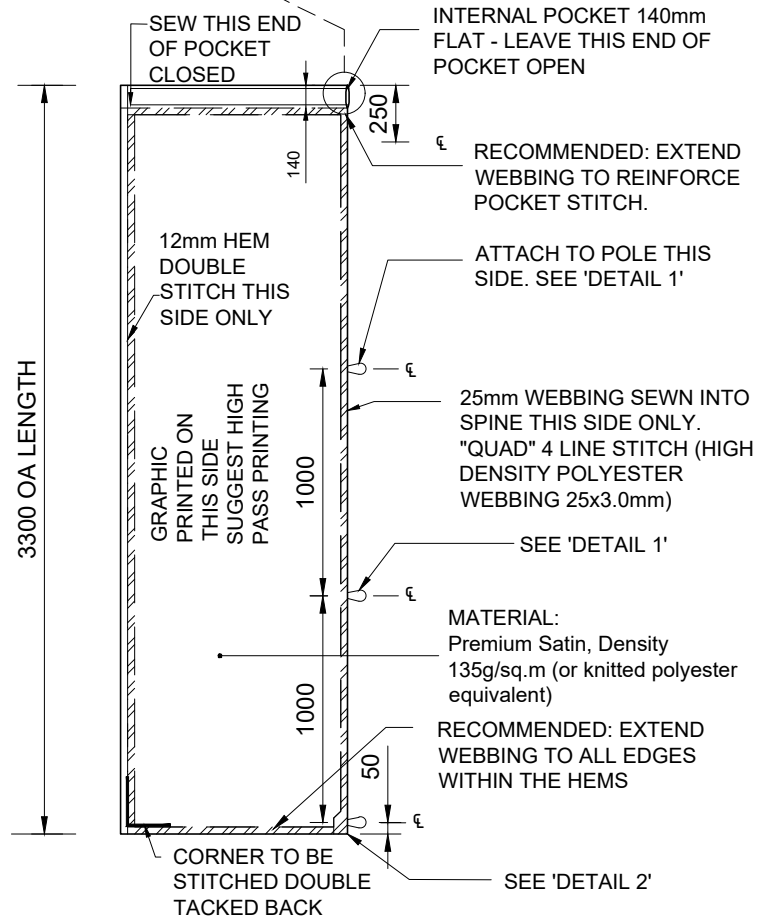
TYPE 2 (b) - LOOPS ON RIGHT
E2 - 4 BANNERS AT ELIZABETH QUAY
E4 - 5 BANNERS AT ELIZABETH QUAY

THICK VINYL LINER WITHIN POCKET WITH HEAVY DUTY CLOSURE AT CLOSED END TO BE INCORPORATED INTO BANNER STITCHING AND MATERIAL TO PREVENT THE CLOSED END OF THE POCKET FROM OPENING.



TYPE 2 (a) - LOOPS ON LEFT

FRONT VIEW



TYPE 2 (b) - LOOPS ON RIGHT

FRONT VIEW

Notes:

1. Tape loops must be attached to resist tensile loads of 50kg ea.
2. Webbing material to be high density polyester webbing 25x3.0mm
3. All dimensions to tape loops are to the centre of tape loop attachment.
4. Recommended: Extend Webbing to reinforce pocket stitch. Extend webbing to all edges within the hems.
5. For General Notes refer *Design and Construction Note 900.02*.

