

City of Perth

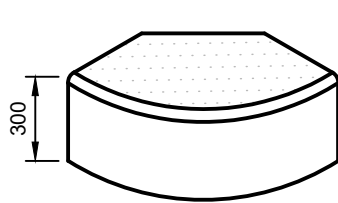
Design and Construction Note

401.03

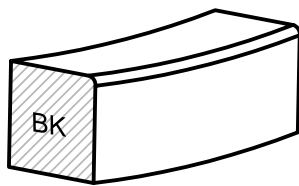
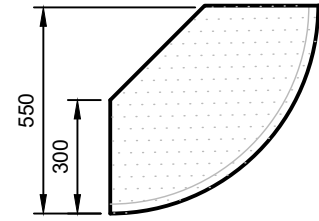
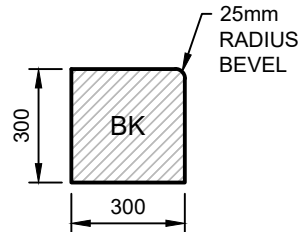
Standard Kerb Types and Installation Details

Granite Radius Kerbs

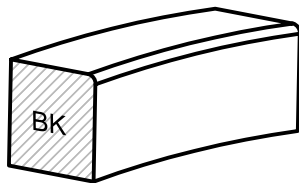
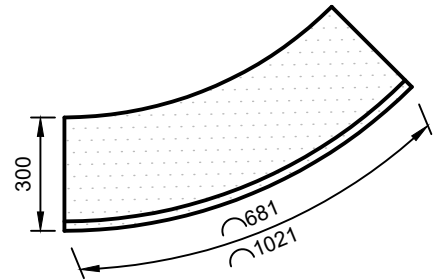
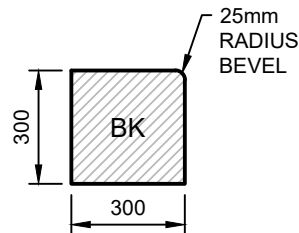
Reviewed: 17/10/2018



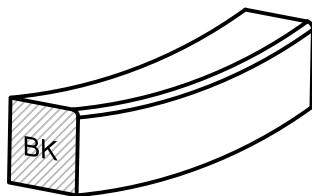
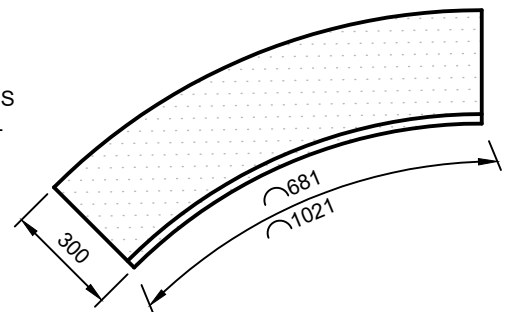
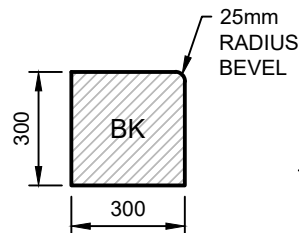
550mm RADIUS PIECE



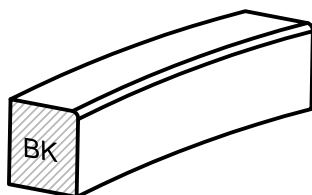
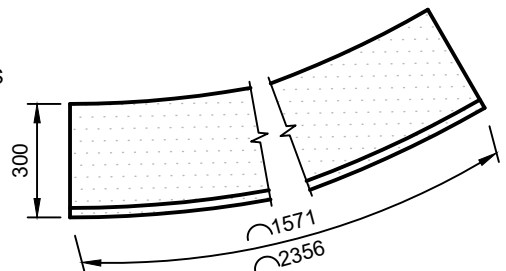
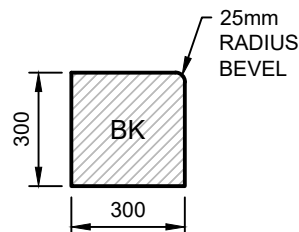
1300mm RADIUS PIECE - CONVEX



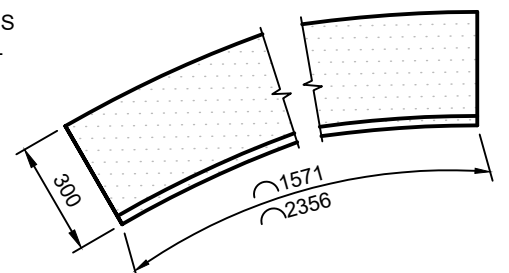
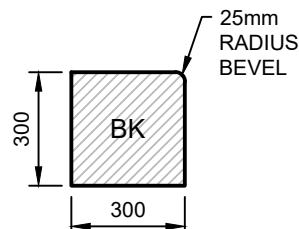
1300mm RADIUS PIECE - CONCAVE



3000mm RADIUS PIECE - CONVEX



3000mm RADIUS PIECE - CONCAVE



General Note:

1. These standard pieces are to be used for square and splayed parking bays. For more information on parking bays in areas with granite kerbs refer *Design & Construction Notes: Book 300 - Standard Footpath Design and Installation Details*
2. Other standard granite kerb radii (2m, 3m, 5m, 6m, 7m, 9m, 10m & 20m) convex or concave are available. These are costed per linear metre and procured on a project by project basis.