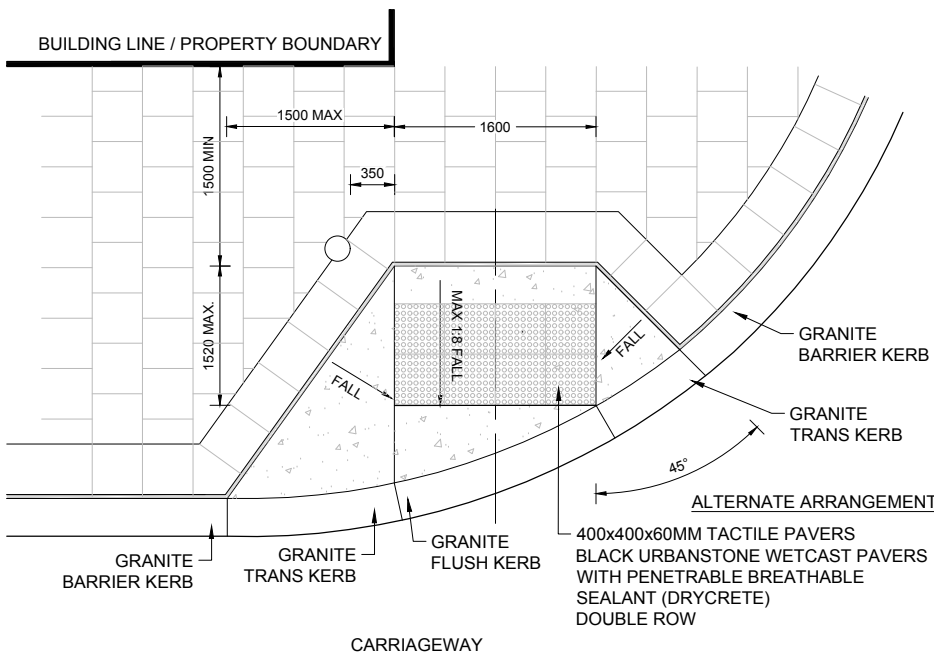


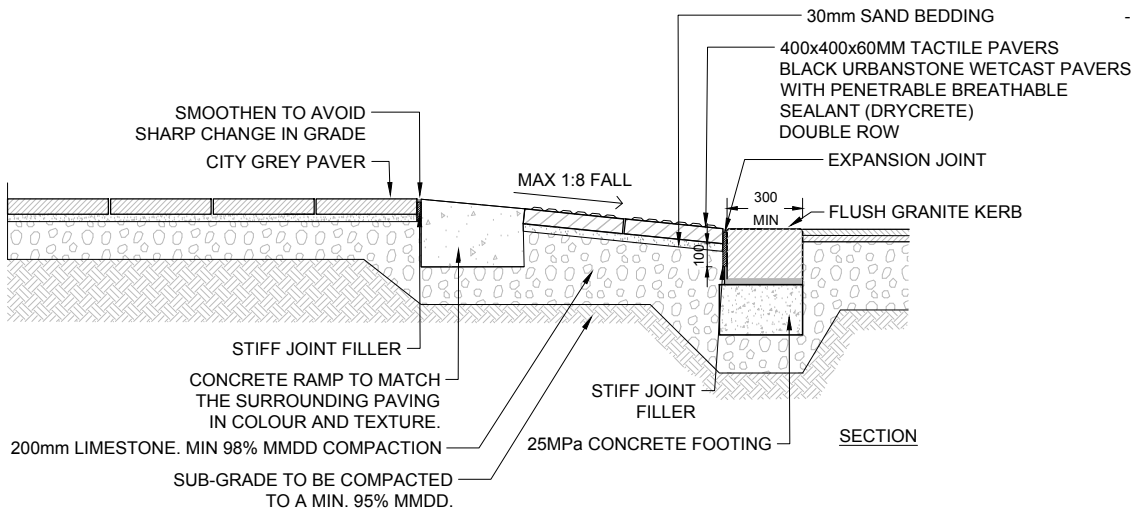
PLAN




CARRIAGEWAY

ALTERNATE ARRANGEMENT

400x400x60MM TACTILE PAVERS
BLACK URBANSTONE WETCAST PAVERS
WITH PENETRABLE BREATHABLE
SEALANT (DRYCRETE)
DOUBLE ROW



SECTION



GENERAL NOTES:

1. ALL RAMP ARE TO CONFORM WITH AS 1428.1. PREFERRED CITY OF PERTH KERB RAMP WIDTH IS 1600MM(MINIMUM WIDTH IS 1000MM).
2. THE TRANSITION BETWEEN THE FOOTPATH AND THE RAMP SHOULD BE SHARP AND AT RIGHT ANGLES TO THE DIRECTION OF TRAVEL ACROSS THE ROADWAY TO THE OPPOSITE POINT OF ENTRY. ON ANGLED ROADS AND BELLMOUTHS, COMPROMISE IS USUALLY REQUIRED ON THE SET-OUT OF THE KERB RAMP, AS EACH SIDE OF THE RAMP WILL BE OF A DIFFERENT LENGTH CAUSING DIFFERENT GRADES ON EACH SIDE OF THE RAMP.
3. AT SIGNALISED INTERSECTIONS PRAM RAMP POSITION TO CONFORM WITH AUSTRALIAN STANDARDS 1428.1 (2009).
4. WARNING INDICATORS TO BE LAID AT RIGHT ANGLES TO THE DIRECTION OF TRAVEL ACROSS THE ROADWAY, 800MM DEEP AND 300±10MM FROM THE FACE OF KERB.
5. ALL TACTILE GROUND SURFACE INDICATORS (PAVERS) SHALL COMPLY WITH AS1428.4.1 2009 CLAUSE 2.2 & 2.3.
6. RAMP ARE TO MATCH THE SURROUNDING PAVING IN COLOUR AND TEXTURE.
7. EXPANSION JOINTS SHALL BE 75MM X 10MM 'ABELFLEX' WITH 'PAVELOCK' SAND OR SIMILAR APPROVED. BUTYL MASTIC SEALANT TO BE USED ON EXPANSION JOINT. CITY SHOULD SPECIFY A COLOUR MATCH.
8. KERB RAMP INSERT SHALL HAVE:
 - A MAXIMUM RISE OF 190MM
 - A MAXIMUM LENGTH OF 1520MM
 - A GRADIENT LESS THAN 1:8.



400X400X60 TACTILE PAVER - BLACKURBANSTONE WETCAST PAVER WITH PENETRABLE BREATHABLE SEALANT (DRYCRETE)