



CITY of PERTH

COUNCIL MINUTES

28 APRIL 2015

THESE MINUTES ARE HEREBY CERTIFIED AS
CONFIRMED

PRESIDING MEMBER'S

SIGNATURE

[Handwritten Signature]

DATE: 19.8.2015

INDEX

Item	Description	Page
128/15	PRAYER	1
129/15	DECLARATION OF OPENING	1
130/15	APOLOGIES	1
131/15	QUESTION TIME FOR THE PUBLIC	1
132/15	MEMBERS ON LEAVE OF ABSENCE AND APPLICATIONS FOR LEAVE OF ABSENCE	2
133/15	CONFIRMATION OF MINUTES	3
134/15	ANNOUNCEMENTS BY THE LORD MAYOR	3
135/15	DISCLOSURE OF MEMBERS' INTERESTS	4
136/15	QUESTIONS BY MEMBERS OF WHICH DUE NOTICE HAS BEEN GIVEN	4
137/15	CORRESPONDENCE	4
138/15	PETITIONS	4
139/15	MATTERS FOR WHICH THE MEETING MAY BE CLOSED	4
MARKETING, SPONSORSHIP AND INTERNATIONAL RELATIONS COMMITTEE REPORTS		
140/15	CORPORATE SPONSORSHIP – FOUNDER INSTITUTE 2015	5
141/15	ARTS AND CULTURAL SPONSORSHIP 2015/16 (ASSOCIATE PARTNERSHIP) – NAIDOC PERTH OPENING CEREMONY 2015	8
142/15	ARTS AND CULTURAL SPONSORSHIP 2015/16 – ASSOCIATE PARTNERSHIP – BLACK SWAN STATE THEATRE COMPANY	14
143/15	EVENT SPONSORSHIP 2015/16 – ROUND ONE ASSESSMENT	25
FINANCE AND ADMINISTRATION COMMITTEE REPORTS		
144/15	SETTING OF ON-STREET AND OFF-STREET PARKING FEES 2015/16	28
145/15	WASTE MANAGEMENT SERVICE FEES 2015/16	33
146/15	DIFFERENTIAL RATING – REVALUATION OF THE RATE BASE AND PRELIMINARY SETTING OF THE ANNUAL RATES LEVY 2015/16	43

Item	Description	Page
147/15	PAYMENTS FROM MUNICIPAL AND TRUST FUNDS – MARCH 2015	55
148/15	RECEPTION REQUEST – 15 TH WORLD SOCIETY OF VICTIMOLOGY INTERNATIONAL VICTIMOLOGY SYMPOSIUM	56
WORKS AND URBAN DEVELOPMENT COMMITTEE REPORTS		
149/15	APPOINTMENT OF ELECTED MEMBER REPRESENTATIVE TO THE PERTH LIGHTING TASKFORCE	59
150/15	WELLINGTON STREET ENHANCEMENT – REPROGRAMMING OF WORKS, STAGE 2A, PHASE 1	61
151/15	CHAMBER OF COMMERCE / BROOKFIELD MULTIPLEX NORTH WEST TOUR – ATTENDANCE BY COUNCILLOR JAMES LIMNIOS	66
152/15	MOTIONS OF WHICH PREVIOUS NOTICE HAS BEEN GIVEN	66
153/15	URGENT BUSINESS	66
154/15	CLOSE OF MEETING	67

Minutes of the **Ordinary Meeting** of the Council of the City of Perth held in the Council Chamber, Ninth Floor, Council House, 27 St Georges Terrace, Perth, on **Tuesday, 28 April 2015.**

Presiding: The Rt Hon Lord Mayor, Ms Lisa-M. Scaffidi

Councillors Present: Adamos, Butler, Chen, Davidson, Harley, Limnios, McEvoy and Yong

In Attendance:

Gary Stevenson PSM	-	Chief Executive Officer
Robert Mianich	-	Director Corporate Services
Doug Forster	-	Director City Infrastructure and Enterprises
Martin Mileham	-	Director City Planning and Development
Garry Dunne	-	Director City Services
Margaret Smith	-	Manager Approval Services
Mark Ridgwell	-	Manager Governance
Paul Anastas	-	Personal Aide to the Lord Mayor
Natasha Smart	-	Governance Coordinator

Observers:

Six members of the public.
One member of the press.
Three members of the staff.

128/15 PRAYER

The Lord Mayor took the Chair and the prayer was read by the Chief Executive Officer.

129/15 DECLARATION OF OPENING

6.00pm The Lord Mayor declared the meeting open.

130/15 APOLOGIES

Nil

131/15 QUESTION TIME FOR THE PUBLIC

The Chief Executive Officer advised that the following questions had been received:

Questions received from Mr Matthew Desmond Crock of 92 Monash Avenue, Nedlands WA 6009 in relation to the Aboriginal Protest at Heirisson Island. (TRIM 67494/15)

Question 1 :	Under the local Government Act 1995, a local law made under this act is inoperative to the extent that it is inconsistent with any other written law. That is local bi-laws made by the council are overridden by state laws such as the Aboriginal Heritage Act 1972. Given that Heirisson Island is a registered aboriginal heritage site and has been assessed as meeting section 5 of Aboriginal Heritage Act 1972 with site uses being listed as meeting place and camp site please outline the legal basis for the disruption of these activities?
Question 2 :	For what reasons do the Councillors believe it necessary to prevent the continued gathering and camping of indigenous persons at the Nyoongar Tent Embassy on Heirisson Island?
Response:	These questions were taken on notice and a response will be tabled at the next ordinary meeting of the Council to be held on Tuesday, 19 May 2015.

Question received from Mr Terry Maller of 70 Goderich Street, East Perth WA 6000 in relation to the recent disappearance of the gumnut baby from the Stirling Gardens. (TRIM 71185/15)

Question 1 :	What action has the City taken for the retrieval of the stolen baby? If it is not recovered will it be replaced?
Response:	The Chief Executive advised that a public appeal had been made to seek information and a reward has been offered for information leading to the conviction of the offender(s) who stole the sculpture. It was further advised that the theft has been reported to the WA Police and at this stage, there are no current plans to replace the sculpture.

132/15 MEMBERS ON LEAVE OF ABSENCE AND APPLICATIONS FOR LEAVE OF ABSENCE

The following requests for leave of absence were received:

- Lord Mayor for the period 4 to 8 May 2015, inclusive;
- Cr Limnios for the 22 to 28 May 2015, inclusive.

Moved by Cr Butler, seconded by Cr Davidson

That the following requests for leave of absence be approved:

- 1. The Lord Mayor for the period 4 to 8 May 2015, inclusive;*
- 2. Cr Limnios for the 22 to 28 May 2015, inclusive.*

The motion was put and carried

The votes were recorded as follows:

For: The Lord Mayor, Crs Adamos, Butler, Chen, Davidson, Harley, Limnios, McEvoy and Yong

Against: Nil

133/15 CONFIRMATION OF MINUTES

The minutes of the Ordinary Meeting of the Council held on 7 April 2015 were submitted for consideration.

Moved by Cr Davidson, seconded by Cr Butler

That the minutes of the Ordinary Meeting of the Council held on 7 April 2015, be confirmed as a true and correct record.

The motion was put and carried

The votes were recorded as follows:

For: The Lord Mayor, Crs Adamos, Butler, Chen, Davidson, Harley, Limnios, McEvoy and Yong

Against: Nil

134/15 ANNOUNCEMENTS BY THE LORD MAYOR

The Lord Mayor welcomed Ms Marie-Louise MacDonald of the Property Council of Australia.

At the request of the Chief Executive Officer Item 151/15 'Chamber of Commerce/Brookfield Multiplex North West Tour – Attendance by Councillor James

Limnios was withdrawn from the Council agenda as Councillor Limnios is no longer available to attend the conference.

135/15 DISCLOSURE OF MEMBERS' INTERESTS

Nil

136/15 QUESTIONS BY MEMBERS OF WHICH DUE NOTICE HAS BEEN GIVEN

Nil

137/15 CORRESPONDENCE

Nil

138/15 PETITIONS

Nil

139/15 MATTERS FOR WHICH THE MEETING MAY BE CLOSED

The Chief Executive Officer advised that Schedules 5 and 7 associated with Items 144/15 and 146/15 are CONFIDENTIAL in accordance with Section 5.23(2)(e)(ii) of the *Local Government Act 1995*.

Therefore, should a Member wish to discuss the content of the Schedules relevant to these Items, it is recommended that Council resolve to close the meeting to members of the public before discussion of the Item.

**MARKETING, SPONSORSHIP AND
INTERNATIONAL RELATIONS
COMMITTEE REPORTS**

140/15 CORPORATE SPONSORSHIP – FOUNDER INSTITUTE 2015

BACKGROUND:

FILE REFERENCE: P1027729
REPORTING UNIT: Economic Development
RESPONSIBLE DIRECTORATE: City Planning and Development
DATE: 26 March 2015
MAP / SCHEDULE: N/A

The Committee recommendation to the Council for this report was resolved by the Marketing, Sponsorship and International Relations Committee at its meeting held on 14 April 2015.

The Committee recommendation to the Council is the same as that recommended by the Officers.

LEGISLATION / STRATEGIC PLAN / POLICY:

Integrated Planning and Reporting Framework Implications	Corporate Business Plan
	Council Four Year Priorities: Perth as a Capital City
	S6 Maintain a strong profile and reputation for Perth as a city that is attractive for investment
	6.2 Promote collaboration, networking, knowledge-exchange and business mentoring and development for tourism-based businesses.

Policy

Policy No and Name: 18.8 – Provision of Sponsorship and Donations

Founded in 2009, The Founder Institute focuses on helping new, idea-stage entrepreneurs launch technology companies from scratch. The Founder Institute aims to continue the development of new companies that can successfully launch, grow, create new employment opportunities and contribute to the ongoing strength and diversity of their local economy.

The Institute has the aim of assisting in the creation of 1,000 new, highly impactful technology companies per year. This goal exists to assist in achieving a measurable

impact of the global startup ecosystem and invert the traditional failure rate experienced by startup companies.

The City has received a sponsorship request from The Founder Institute seeking \$15,000 (ex GST) to assist in the delivery of the 2015 Founder Institute program in Perth.

DETAILS:

The Founder Institute uses developed techniques to recruit and admit candidate Founders who have the highest potential for long-term success into the program. Once in the program, the Founders undertake a structured course program over 14 weeks to help develop their ideas and make them market ready. They are assisted by a network of mentors who assist in the delivery of the course and provide their assistance and guidance.

Participants are expected to commit approximately 20 hours per week to the program for four-months, including one night-time session per week and additional work from home. The program is designed to be flexible, allowing participants to keep working their regular jobs.

To graduate from The Founder Institute program, participants need to develop an engaging idea for a technology company that is validated by the program mentors, plan out their business, work on an offering, incorporate their company, and complete all of the required assignments.

Not all entrants into the program will successfully graduate at the conclusion of the course. There are stages within the course curriculum where a Founder can be advised that their product or idea is not considered ready to continue participation in the program, there is also attrition normally associated with this type of professional development or extension course.

The City has sponsored and supported The Founder Institute since 2013. During the 2014 intake, the City was lauded by the event organisers as being a key supporter of the local creative industry sector and one of only two local governments in the world to support their local Founder Institute program.

FINANCIAL IMPLICATIONS:

ACCOUNT NO:	CL 793 000
BUDGET ITEM:	Economic Services – Other Economic Services – Economic Development
BUDGET PAGE NUMBER:	13
BUDGETED AMOUNT:	\$ 120,259 (This component is Creative Industries)
AMOUNT SPENT TO DATE:	\$ 46,359
PROPOSED COST:	\$ 15,000
BALANCE:	\$ 58,900

All figures quoted in this report are exclusive of GST.

COMMENTS:

As an idea-stage incubator, The Founder Institute program complements the work carried out by intensive entrepreneur and creative industry events such as Startup Weekend and Uearthed.

It is regarded as being a natural progression point for those who have had experience or success in previous creative industry programs, or a starting point for experienced business professionals who are considering launching their own companies.

The City's support for The Founder Institute, as well as events such as Startup Weekend, Uearthed and the recent OzApp Awards and West Tech Fest, are tangible examples of the City's belief in the importance the local creative industry sector can play in the successful diversification of the local economy. They are also considered to be key elements of the local creative industry ecosystem.

It is recommended that Council approve sponsorship for the 2015 Founder Institute program.

Moved by Cr Chen, seconded by Cr Adamos

That Council:

- 1. approves cash sponsorship of \$15,000 (ex GST) to The Founder Institute to present its incubator program in 2015;***
- 2. notes that sponsorship of the event will provide the following benefits to the City:***
 - 2.1 City of Perth will be named as a Premium Sponsor in all merchandise and marketing materials;***
 - 2.2 exposure and promotion for the City through electronic social media, including the City's logo and web link displayed on every page of the local Founder Institute's web site;***
 - 2.3 the opportunity to present to enrolled Founders during the Startup session;***
 - 2.4 the ability to attend, with up to two guests, weekly training sessions; and***
 - 2.5 the opportunity for promotion at every session through the use of display banners.***

The motion was put and carried

The votes were recorded as follows:

For: The Lord Mayor, Crs Adamos, Butler, Chen, Davidson, Harley, Limnios, McEvoy and Yong

Against: Nil

**141/15 ARTS AND CULTURAL SPONSORSHIP 2015/16
(ASSOCIATE PARTNERSHIP) – NAIDOC PERTH OPENING
CEREMONY 2015**

BACKGROUND:

FILE REFERENCE: P1031290
RESPONSIBLE UNIT: Community Services
RESPONSIBLE DIRECTORATE: City Services Directorate
DATE: 9 March 2015
MAP / SCHEDULE: N/A

The Committee recommendation to the Council for this report was resolved by the Marketing, Sponsorship and International Relations Committee at its meeting held on 14 April 2015.

The Committee recommendation to the Council is the same as that recommended by the Officers.

The National Aboriginal and Islander Day Observance Committee (NAIDOC) formed in 1957, was established to gain recognition for Indigenous people Australia-wide. *NAIDOC Week* is a yearly national Indigenous program of events that acknowledge the diversity of Aboriginal culture and has a strong focus on promoting and celebrating reconciliation.

NAIDOC Perth is a community-based organisation comprising a committee of volunteers from the Aboriginal and Torres Strait Islander community in Perth. Since 2007 NAIDOC Perth has coordinated *NAIDOC Week* activities throughout the metropolitan area, including highlight events the *NAIDOC Perth Ball*, *NAIDOC Opening Ceremony*, *Miss NAIDOC Leadership Program* and the *NAIDOC Perth Awards*.

The *NAIDOC Perth Opening Ceremony* is a significant event for the promotion of Aboriginal achievement, enterprise and information sharing and is a platform to promote and showcase Aboriginal and Torres Strait Islander artists.

LEGISLATION / STRATEGIC PLAN / POLICY:

**Integrated Planning
and Reporting
Framework
Implications**

Corporate Business Plan

Council Four Year Priorities: Healthy and Active in Perth

S15 Reflect and celebrate diversity in Perth.

15.1 Support and deliver events that reflect and celebrate cultural diversity.

Policy

Policy No and Name: 18.8 - Provision of Sponsorship and Donations.
18.1 - Arts and Culture.

ELIGIBILITY:

The applicant and the program are considered eligible under Policy 18.8 and in accordance with the stated criteria for applicants applying in the Associate Partnership category of Arts and Cultural Sponsorship.

DETAILS:

Project Summary

NAIDOC Perth is seeking sponsorship to support the presentation of their annual event the *NAIDOC Week Opening Ceremony* in Wellington Square. *NAIDOC Week Opening Ceremony* is a free community event celebrating the rich cultural heritage of Aboriginal and Torres Strait Islander people of Perth.

Based on attendances in past years, organisers anticipate that between 5,000 and 7,000 people will attend the event. Whilst the target audience for the *NAIDOC Perth Opening* is predominantly Aboriginal and Torres Strait Islander peoples, the event attracts both Indigenous and non-Indigenous people of all ages.

The national NAIDOC Week theme is *We all Stand on Sacred Ground*. This year the theme highlights Aboriginal and Torres Strait Islander peoples' strong spiritual and cultural connection to land and sea. The *NAIDOC Perth Opening Ceremony* will embrace this theme in event programming and all promotions and publications will be designed to feature the 2015 theme.

Cultural entertainment will be programmed throughout the day and include a diverse program of music and dance featuring Indigenous performers, including didgeridoo players, traditional dancers, and contemporary artists.

In 2015 highlights of the NAIDOC Opening Ceremony event will be the Welcome to Country, a flag raising ceremony and live performances in the Big Top.

Situated in smaller tents and marquees, the *NAIDOC Perth Opening Ceremony* will also include children's activities, local arts and crafts (including traditional doll-making

and basket weaving), approximately 40 community stalls, an elders' marquee, food stalls and a free sausage sizzle.

Noongar Radio will broadcast live from the event throughout the day. This broadcast is available to a world-wide audience via live stream on the Noongar Radio website.

Ticket Prices

The event is free for the public to attend. Stall holders are charged a nominal fee which assists with the event costs.

Funding

NAIDOC Perth has provided a detailed budget for the Opening Ceremony. The budget includes marketing, documentation and promotional costs; infrastructure; production and entertainment costs; administration and insurance costs.

The applicant has requested \$35,000 in arts and cultural sponsorship for the event. This amount is equivalent to the level of NAIDOC's Gold Sponsorship Package (\$30,000) and an additional \$5,000 to cover estimated City of Perth Wellington Square site hire charges as represented in the proposed budget .

The proposed budget includes \$110,000 in other corporate and Government sponsorship, yet to be confirmed.

The total cost of the event is estimated at \$153,700 with City of Perth sponsorship representing approximately 23% of the total cost of this event. This is consistent with the scale of the event in 2014. This cost is exclusive of the substantial volunteer time for which an equivalent cash value has not been estimated.

Past support

Year	Sponsorship	Program
2007/8	\$5,000 (cash) \$20,000 (in-kind)	NAIDOC Opening Ceremony 2007
2008/9	\$15,000 (cash) \$896 (in-kind)	NAIDOC Opening Ceremony 2008
2009/10	\$30,000	NAIDOC Opening Ceremony 2009
2010/11	\$35,000	NAIDOC Opening Ceremony 2010
2011/12	\$35,000	NAIDOC Opening Ceremony 2011
	\$3,000	NAIDOC Awards 2012
2012/13	\$35,000	NAIDOC Opening Ceremony 2012
2013/14	\$35,000	NAIDOC Opening Ceremony 2013
2014/15	\$34,000	NAIDOC Opening Ceremony 2014
2015/16		
<i>Requested</i>	<i>\$35,000</i>	<i>NAIDOC Opening Ceremony 2015</i>
<i>Proposed</i>	<i>\$35,000</i>	<i>NAIDOC Opening Ceremony 2015</i>

ASSESSMENT:

The application was measured against the objectives and criteria outlined in Policy 18.8, the objectives of Policy 18.1 and the criteria outlined in the application form.

The project must demonstrate shared objectives as an Associate Partner

Through this category of sponsorship the City supports recurring arts and cultural programs by established partners.

NAIDOC Week activities are promoted widely as part of a high profile national celebration. NAIDOC Perth promotes NAIDOC Week activities through a dedicated website and will work closely with community television and radio stations. NAIDOC Week activities will be featured in news editorial and paid advertising in Community Newspapers and in a dedicated lift-out.

The project must be of high artistic quality / cultural significance

NAIDOC Week activities recognise and celebrate Indigenous culture and achievement. The NAIDOC Perth Opening Ceremony event creates an opportunity for the community to experience contemporary and traditional Indigenous culture and ceremony.

Whilst negotiations are currently underway to secure key artists, a sample schedule submitted with the application includes performances by award-winning Indigenous artists, and high-profile artists, in addition to community contemporary and traditional dance and music groups.

NAIDOC Week is a nationally recognised week of celebration and its observance is of great importance to Indigenous people.

The organisation must have an established relationship with the City of Perth and has demonstrated excellence in service and program delivery

The City of Perth has supported this event since it began in 2007. NAIDOC Perth has managed the NAIDOC Week activities in the city for the past five years in Wellington Square. NAIDOC Perth is also responsible for supporting and assisting in the promotion of NAIDOC Week activities throughout the Perth metropolitan area.

NAIDOC has provided acquittal reports, annual reports and audited financial reports for each year the organisation has been supported by the City. The applicant has provided an acquittal report for the sponsorship received in 2014/15. Analysis of the report indicates that the organisation complied in full with the sponsorship benefits outlined in the sponsorship agreement.

NAIDOC Perth is governed by a committee of respected Aboriginal people with extensive experience and dedication to the Aboriginal community.

The committee is open and encouraging of feedback from community members in planning the NAIDOC Week activities including through a dedicated social media page and an information tent at the event.

In 2015 the NAIDOC Week Opening Ceremony will be managed by experienced event managers Andrew Taylor and Tim Bradshaw. Bradshaw has substantial international concert experience and was a Production Economics lecturer at the Western Australian Academy of Performing Arts. Bradshaw has worked in both corporate and concert production for 30 years and has been the production manager for Leeuwin Estate concerts for over 20 years; has toured nationally and internationally with prominent artists including The Rolling Stones, Joe Cocker and Michael Jackson, and has been Managing Director of Showgrinder Productions since 1999. Taylor is a successful local Aboriginal Business Owner and Entrepreneur committed to social enterprise through the delivery of training and employment opportunities to Indigenous youth.

Applicants must demonstrate a financial contribution to the project derived from other sources

NAIDOC has advised that funding totalling \$110,000 for the event has been sought from corporate, State and Commonwealth Government sources which is as yet unconfirmed. In 2014/15 NAIDOC Perth achieved \$70,000 in cash contributions from corporate, State and Commonwealth Government sources.

The event is also supported through a large volunteer base and the organisers aim to attract income of \$8,700 from community stall holders including local arts and crafts groups and community engagement programs.

Acknowledgement of City of Perth support

City of Perth funding of \$35,000 would secure the benefits outlined in the recommendation section of this report.

FINANCIAL IMPLICATIONS:

ACCOUNT NO:	121-254-7901
BUDGET ITEM:	Recreation and Culture – Other Culture – Donations and Sponsorships
BUDGET PAGE NUMBER:	TBA
BUDGETED AMOUNT:	\$1,472,634
AMOUNT SPENT TO DATE:	\$ 0
PROPOSED COST:	\$ 35,000
BALANCE:	\$1,437,634

All figures quoted in this report are exclusive of GST.

COMMENTS:

The event is an important celebration of Indigenous culture. Stakeholder and community consultation for the City's Strategic Plan identified that the community

values strong relationships with the Aboriginal Community and recognition of Aboriginal culture.

This event will encourage participation in cultural activity by people of all ages and backgrounds and contributes to reconciliation and the promotion of tolerance and understanding of different cultures.

Moved by Cr Chen, seconded by Cr Adamos

That Council:

- 1. subject to approval of Councils 2015/16 budget, approves cash sponsorship of \$35,000 (excluding GST), to NAIDOC Perth Inc. for the NAIDOC Week Opening Ceremony to be held on Sunday, 5 July 2015 at Wellington Square;***
- 2. the organisers being required to provide the following benefits to the City of Perth:***
 - 2.1 City of Perth crest to appear prominently on all promotional material including, but not limited to: posters, flyers, NAIDOC Perth Program of Events, Community Newspaper liftout and NAIDOC Perth Opening Ceremony event banner;***
 - 2.2 acknowledgment of the City of Perth on the NAIDOC Perth website;***
 - 2.3 City of Perth crest to appear on electronic promotions including but not limited to: social media promotion (as appropriate) and electronic newsletters;***
 - 2.4 display of City of Perth signage (to be provided by City of Perth) on the main stage at the NAIDOC Perth Opening Ceremony;***
 - 2.5 verbal acknowledgement of the City of Perth support at the sponsored event and in community service announcements;***
 - 2.6 invitation for the Lord Mayor or representative, to make a speech and attend in an official capacity; and***
 - 2.7 invitation to the Lord Mayor, Elected Members and representative staff to be invited to attend and be provided with reserved seating at the NAIDOC Perth Opening Ceremony.***

The motion was put and carried

The votes were recorded as follows:

For: The Lord Mayor, Crs Adamos, Butler, Chen, Davidson, Harley, Limnios, McEvoy and Yong

Against: Nil

**142/15 ARTS AND CULTURAL SPONSORSHIP 2015/16 –
ASSOCIATE PARTNERSHIP – BLACK SWAN STATE
THEATRE COMPANY**

BACKGROUND:

FILE REFERENCE: P1031290
REPORTING UNIT: Community Services
RESPONSIBLE DIRECTORATE: City Services
DATE: 17 March 2015
MAP / SCHEDULE: N/A

The Committee recommendation to the Council for this report was resolved by the Marketing, Sponsorship and International Relations Committee at its meeting held on 14 April 2015.

The Committee recommendation to the Council is the same as that recommended by the Officers.

The Black Swan State Theatre Company (BSSTC) has requested sponsorship through the City's Arts and Cultural Sponsorship Program of \$50,000 for presentation of their 2016 Performance Season with particular emphasis and 'Production Partner' status on the presentation of The Caucasian Chalk Circle in collaboration with the National Theatre of China.

BSSTC is a resident company in the State Theatre Centre of Western Australia. In 2016 BSSTC will celebrate twenty five years of presenting local theatre to City audiences.

As the State's flagship theatre company, BSSTC presents a broad ranging program including the Australian works, international works and modern classic plays.

Since its inception in 1991, the Company has developed a reputation for innovation and the nurturing of new work, in particular, the telling of Western Australian stories.

BSSTC has identified their vision and mission as:

Vision – Our vision is for Black Swan to be Australia's gateway to exceptional theatre: internationally recognised, earning critical acclaim, attracting capacity audiences, producing unique and meaningful theatre experiences in tune with our community.

Mission – Our mission is to produce theatre of exceptional quality that celebrates life, while entertaining and enriching the hearts and minds of Australians.

BSSTC has identified their goals as:

- An internationally recognised company of scale and quality with regular national and international touring and creative partnerships;
- A national leader in the development and presentation of new work and innovation; and
- Central to a comprehensive and cohesive program that activates the State Theatre Centre as a ‘Cultural hub’.

Past support

Year	Sponsorship Amount	Supported Program
2006/07	\$6,000	One Performance Season in Emerging Artist Program-Woyzeck
2009/10	\$15,000	Annual Season Sponsor- 5 plays
2010/11	\$15,000	Annual Season Sponsor- 5 Plays
2011/12	\$30,000	Associate Partnership- Annual Season Recognition- 6 Plays
2012/13	\$30,000	Associate Partnership- Annual Season Recognition- 7 Plays
2013/14	\$30,000	Associate Partnership- Annual Season Recognition- 8 Plays
2014/15	\$30,000	Associate Partnership- Annual Season Recognition- 7 Plays
2015/16 Requested	\$50,000	Associate Partnership- Annual Season Recognition – 7 Plays <u>and</u> ‘Production Partner’ Status on National Theatre of China Collaboration The Caucasian Chalk Circle
2015/16 Proposed	\$50,000	Associate Partnership- Annual Season Recognition – 7 Plays <u>and</u> ‘Production Partner’ Status on National Theatre of China Collaboration The Caucasian Chalk Circle

An acquittal report for the 2013/14 activity has been provided. The 2013 Annual Report with audited financial reports has been received. This information has been reviewed and demonstrates a satisfactory acquittal of the City’s previous funding.

LEGISLATION / STRATEGIC PLAN / POLICY:

**Integrated Planning
and Reporting
Framework
Implications**

Corporate Business Plan

Council Four Year Priorities: Healthy and Active in Perth

S15 Reflect and celebrate diversity in Perth.

15.1 Support and deliver events that reflect and celebrate cultural diversity.

Policy

Policy No and Name: 18.1 – Arts and Culture

18.8 – Provision of Sponsorship and Donations

Eligibility:

Policy 18.1 establishes the principles for the City of Perth supporting Arts and Culture and these principles are used to determine the level of consistency with the program or event proposed for sponsorship funding.

Policy 18.8 establishes eligibility and assessment criteria for the City’s assessment of sponsorship applications requiring the applicant to demonstrate alignment with the policy and objectives according to category of sponsorship.

Category of Sponsorship: Associate Partnership	
Applicant Eligibility Criteria	
<i>The applicant must:</i>	
Have formally identified arts and/ or culture as its primary purpose.	Criteria Met
Be a formally constituted not for profit, benevolent or charitable organisation.	Criteria Met
Be an Australian legally constituted entity.	Criteria Met
Project Eligibility Criteria	
<i>The project must:</i>	
Provide a public outcome within the City of Perth boundaries.	Criteria met
Occur with the specified timeframe.	Criteria met
<i>The project must not be:</i>	
For profit or commercial purposes.	Criteria met
For fundraising.	Criteria met
An award ceremony or industry specific presentation.	Criteria met
Training, workshops, research or professional development.	Criteria met

DETAILS:

Project Summary

In 2016, BSSTC will present five productions in the State Theatre Centre’s Heath Ledger Theatre and two in the Studio Underground. The season will offer a diverse combination of contemporary Australian, European and American classics, in addition to new Australian works from national emerging and established writers. The 2016 season will have wide appeal to a broad demographic, and continue to cater to an audience of diverse interests by producing highly acclaimed and award winning local, international and fringe theatre.

Through strong creative partnerships with national contemporaries, BSSTC has produced innovative productions that have toured internationally with seasons in London, Dublin and Korea. In 2016 BSSTC will work in collaboration with The National Theatre of China as part of a three stage international partnership that will see Australian and Chinese theatre artists work alongside each other to provide audiences in Australia and China with an enriching cultural experience.

The Caucasian Chalk Circle, directed by pre-eminent theatre Director Dr Wang Xiaoying, is Stage One of the international collaboration and the centrepiece for BSSTC's 25th Anniversary celebrations. In Stage Two, an Australian theatre director will travel to Beijing to direct a work for the National Theatre of China and in stage three the two theatre companies will produce a theatre work together featuring both Chinese and Australian Artists.

The presentation of *The Caucasian Chalk Circle*, a play by the German [modernist](#) playwright [Bertolt Brecht](#), derived from the 14th-century Chinese play [Circle of Chalk](#) by [Li Xingdao](#) demonstrates a high standard of development and production. *The Caucasian Chalk Circle* is considered one of Brecht's most celebrated works and is one of the most regularly performed 'German' plays. The play deals with themes of parenthood, property and conflict, and premiered in the US in 1948 where it was first performed in English, the play has since been adapted for modern audiences and its history resonates strongly with the international themes this collaboration and presentation embraces.

BSSTC and Dr Wang have commenced discussions regarding the inclusion of The Caucasian Chalk Circle in the 2016 Chinese International Arts Festival for which Dr Wang is Artistic Director. Should the production be selected for programming in the festival, BSSTC have indicated their intention to acknowledge the funding partners' support at every available opportunity, and any promotional material developed by BSSTC would acknowledge the local funding partners' support.

Ticket Prices

BSSTC's single standard and concession tickets range from \$62.00 to \$77.50. The Company offers a range of discount options including season and family packages, group discounts and student rush tickets.

Whilst all tickets are subsidised by Government and Corporate investment, in 2015 BSSTC launched a \$20 ticket initiative subsidised by Rio Tinto aimed at providing audiences with greater accessibility to theatre.

ASSESSMENT:

The application was measured against the objectives and assessment criteria outlined in the Arts and Cultural Sponsorship Guidelines and in accordance with Policy 18.8 and Policy 18.1.

The identified objectives of projects within the Associate Partnership Category of Arts and Cultural Sponsorship are to support arts and cultural activities that:

- Invest in the development and presentation of local arts and cultural activity.
- Enhance the profile of the city of Perth as pre-eminent cultural destination.
- Enhance the corporate profile of the City of Perth.
- Contribute to the economy of the city.

The project must demonstrate shared objectives as an Associate Partner

Through this sponsorship category, the City supports recurring arts and cultural programs by established partners. Since its inception in 1991, the BSSTC has earned both critical and popular acclaim for its world premiere productions and highly distinctive interpretations of international theatre classics.

Each year approximately 50,000 people attend BSSTC productions at the State Theatre Centre, and a similar audience number is anticipated in 2015. Year round programming in the city's major cultural venues helps to promote the City of Perth as a pre-eminent cultural destination and enhancing the corporate profile of the City.

BSSTC season performances encourage visitation into the Northbridge area in the evening, midweek and on weekends. In 2015 BSSTC will deliver 132 performances over 108 days, activating City spaces during off-peak times throughout the year. Patrons utilise the City's adjacent parking facilities and are actively encouraged to visit nearby restaurants and bars, providing a significant economic contribution to the City.

BSSTC has a strong commitment to the development of young artists, providing employment to local artists, creative personnel, workers and business in associated industries. Its corporate partnerships have commissioned highly acclaimed works showcasing Western Australian stories, and its investment in the development of local arts and culture has been further enhanced by the facilitation of professional development programs for emerging Western Australian artists and writers.

The Caucasian Chalk Circle will support Black Swan's strategic investment to develop international creative partnerships. This collaboration with Australia's largest trading partner represents BSSTC's first international collaboration, and is a well-timed development in BSSTC's 25th Anniversary year. BSSTC hopes that the project will build on and strengthen international networks, not only for BSSTC but for Western Australian artists and arts more broadly.

The presentation of The Caucasian Chalk Circle is considered to align with the City's International Engagement Strategy: Looking West and the identified guiding principles and goals of:

- adding to the exchange of cultural awareness, knowledge, skills and experiences; and

- facilitating community and private sector involvement in international relationships.

Furthermore the City's Arts and Culture Policy 18.1 states that the City will endeavour to:

2.14 Encourage international and national exchanges for arts, cultural and educational purposes.

The project must demonstrate artistic excellence

The BSSTC benchmarks the artistic quality of its performances against other Australian state theatre companies and also receives feedback and advice from an artistic peer review panel to ensure its performances maintain a consistently high artistic standard.

BSSTC is a professional theatre company that maintains a high standard of artistic product. Presentation is a core mission and value of the company.

BSSTC has provided a detailed 2013 Annual Report in support of its application for 2015-16 sponsorship (2014 Annual Report not yet available). The Annual Report includes key performance indicators in relation to audience satisfaction and award nominations and/or wins, reporting that in all instances, BSSTC exceeded these forecast targets. Also included in the Annual Report are excerpts of independent published reviews of BSSTC plays which report positively on recent productions. These excerpts are comprised of reviews from publications such as ABC Online, The Australian, the West Australian, Theatre Australia and Arts Hub.

The annual season has been developed under the leadership of experienced Artistic Director Kate Cherry who has been with the company since 2008. Dr Wang Xiaoying is China's most celebrated director. Xiaoying is National Theatre of China's Artistic Director and Vice-President, and Chairman of the China Theatre Association. Xiaoying received international critical acclaim for his production of Richard III as part of the London Olympic celebrations in 2012.

Analysis of the 2015/16 proposed budget demonstrates a significant increase in production and production administration costs of \$3,822,532 in 2015/16 from \$3,369,446 in 2014/15. This increase of \$453,086 can be equated to an increased quality in productions. The total 2015/16 proposed budget represents an increase of \$350,733 from the previous year, and is considered to be a good reflection on general production quality with the total sum of increased expenditure allocated to production costs.

The organisation must have an established relationship with the City of Perth and has demonstrated a high standard of service and program delivery

BSSTC has submitted an audited annual report for 2013 with its application and has delivered all acquittal and reporting documentation to a high standard.

BSSTC have maintained a consistently high standard of delivery of supported program and associated sponsorship benefits.

Applicants must provide evidence of a financial contribution to the project derived from other sources

BSSTC has provided an annual program budget for the 2015 Annual Season. The annual program budget of \$6,240,019 includes State and Federal grants, corporate sponsorship, private donations and earned income.

The amount requested from the City of Perth to support the annual season represents less than 1% of the total program cost, inclusive of administrative operations.

Acknowledgement

City of Perth funding of \$50,000 would secure the benefits outlined in the recommendation section of this report, in addition to any acknowledgement available to BSSTC in any future international presentation of The Caucasian Chalk Circle, including but not limited to any promotional material printed by BSSTC.

With regards to the benefits outlined in 3.8 and 3.10 of the recommendation, invitations for representative staff will comprise of five invitations and will be determined by the Director.

FINANCIAL IMPLICATIONS:

ACCOUNT NO:	121-254-7901
BUDGET ITEM:	Recreation and Culture – Other Culture – Donations and Sponsorship
BUDGET PAGE NUMBER:	TBA
	BUDGET ITEM
BUDGETED AMOUNT:	\$1,437,634
AMOUNT SPENT TO DATE:	\$ 35,000
PROPOSED COST:	\$ 50,000
BALANCE:	\$1,352,634

All figures quoted in this report are exclusive of GST.

CONSIDERATIONS FOR RECOMMENDED INCREASE

The recommendation to increase sponsorship of the BSSTC's 2016 Annual Season was considered on the basis that the partnership level and sponsorship benefits would be elevated from BSSTC's established 'Associated Partner' status as in previous years to 'Presentation Partner' status.

The increased sponsorship promotional benefits are:

- Invitation for the Lord Mayor or representative to speak at the Opening Night post-performance event of The Caucasian Chalk Circle;
- A dedicated full page acknowledgement of the City of Perth partnership in The Caucasian Chalk Circle program (increase from ½ page acknowledgement);
- A one quarter page acknowledgement of the partnership in the 2016 subscription newsletter; and
- Invitation for the Lord Mayor to attend the annual Chairman's Dinner.

An international collaboration of this nature will be subject to significant expenditure relating to managing cultural diplomacy and the provision for excellence in production values.

BSSTC have indicated that Stage one of the collaboration with the National Theatre of China (as identified in this proposal) will cost in the region of \$750,000, only 30% of which will be recouped in ticket sales. BSSTC is approaching all existing partners from the Government, corporate and private sector, to meet the added costs of this production. The sponsorship request will assist BSSTC in meeting this budget deficit.

BSSTC believe that Dr Wang will bring to The Caucasian Chalk Circle a unique international perspective and also provide skills development opportunities for local theatre artists. The collaboration will build on and strengthen the international networks of BSSTC as well as Western Australia's artists and arts organisations more broadly.

BSSTC's production of The Caucasian Chalk Circle is an important cultural diplomacy initiative for Perth and Western Australia and will showcase the City of Perth as a city of cultural excellence. Sponsorship of this activity is consistent with the City's International Engagement Strategy: Looking West and the guiding principles and goals identified in this report.

The production will help the City of Perth to advance its arts and cultural development goals and traverse into key areas of international relations such as relationship building and cultural exchange. Increasingly, Commonwealth and State Government have identified the need to develop deeper cultural links with other countries to foster better relationships with our trading partners. BSSTC have stated that:

'Our collaboration with the National Theatre of China has brought Black Swan to the forefront of the Australian theatre sector in this regard. Our national colleagues are watching with great interest, keen to celebrate our successes and learn from our challenges.'

The Caucasian Chalk Circle will also provide an opportunity to build audiences for BSSTC with culturally relevant programming that can attract Perth's Chinese community.

BSSTC have indicated that through the City's increased support of this project there will be additional opportunities for the City to host a reception or networking function with international guests and associates of the production, should the city see fit to pursue this opportunity.

COMMENTS:

The request of \$50,000 (exc. GST) to support the presentation of BSSTC's 2016 Annual Season can be met within the proposed 2015/16 Annual Budget for Arts and Cultural Sponsorship.

On analysis of the application, the amount of \$50,000 is recommended in accordance with the heightened level of production costs associated with an international collaboration of this nature. This collaboration is likely to generate increased positive media exposure for the City of Perth, both nationally and internationally, which would significantly enhance the cultural profile of the City of Perth.

BSSTC contributes to the vibrancy of the city by successfully balancing a culturally relevant and diverse program. The company regularly achieves full houses and positive critical review.

Moved by Cr Chen, seconded by Cr Butler

That Council:

- 1. subject to approval of Councils 2015/16 budget, approves cash Arts and Cultural sponsorship - associate partnership, of \$50,000 (excluding GST) to the Black Swan State Theatre Company for sponsorship of the 2016 Annual Season;***
- 2. notes that the Black Swan State Theatre Company will present The Caucasian Circle in collaboration with the National Theatre of China;***
- 3. notes that the Black Swan State Theatre Company will provide the following sponsorship benefits to the City:***
 - 3.1 Production Partner Status for The Caucasian Chalk Circle to be acknowledged by:***
 - a. inclusion of the City of Perth crest on marketing material for The Caucasian Circle including poster, flyers, opening night invitations, print media advertisements, outdoor media advertisements and direct mail campaigns;***

(Cont'd)

- b. verbal acknowledgment of the City's support by a Black Swan State Theatre Company representative in all Black Swan State Theatre Company speeches relating to The Caucasian Chalk Circle;*
 - c. verbal acknowledgement of the City's support in the pre-performance auditorium announcement for The Caucasian Chalk Circle;*
 - d. invitation for the Lord Mayor or representative to speak at the Opening Night post-performance event of The Caucasian Chalk Circle;*
 - e. provision for up to 28 in season complimentary general admission tickets to The Caucasian Chalk Circle for use at the City's discretion;*
- 3.2** *inclusion of the City of Perth crest on the partners page of the 2016 Annual Season brochure, production programmes, production media kits and in quarterly subscription newsletters;*
- 3.3** *inclusion of the City of Perth crest on rotation on foyer screens at each production in the State Theatre Centre and on screen at the 2016 Season Launch;*
- 3.4** *inclusion of the City of Perth crest on the Partners banner on display at the Heath Ledger Theatre and on wall projection at the Studio Underground;*
- 3.5** *display of City of Perth signage (provided by the City of Perth) in the foyer of the Heath Ledger Theatre for the duration of The Caucasian Chalk Circle season;*
- 3.6** *a dedicated full-page acknowledgment of the City of Perth partnership in The Caucasian Chalk Circle programme;*
- 3.7** *a one quarter-page acknowledgement of the partnership in the 2016 subscription newsletter;*
- 3.8** *invitations for the Lord Mayor, Elected Members and representative staff to attend networking functions including by not limited to the 2016 Annual Season Launch;*

(Cont'd)

- 3.9 invitation for the Lord Mayor to attend the Annual Chairman's Dinner;**
- 3.10 invitations for the Lord Mayor, Elected Members and representative staff to attend Opening Night performances of the five Heath Ledger Theatre Productions and two Studio Underground productions;**
- 3.11 20% discount offered to City of Perth staff on purchased tickets throughout the 2016 season (excluding preview and opening night performances);**
- 4. notes that the City is to be provided with an acquittal report for the supported project within 3 months of completion of the 2016 Annual Season and an audited annual financial report of the Black Swan State Theatre Company within 6 months of the conclusion of the relevant financial year.**

The motion was put and carried

The votes were recorded as follows:

For: The Lord Mayor, Crs Adamos, Butler, Chen, Davidson, Harley, Limnios, McEvoy and Yong

Against: Nil

**143/15 EVENT SPONSORSHIP 2015/16 – ROUND ONE
ASSESSMENT**

BACKGROUND:

FILE REFERENCE: P1010627-29
REPORTING UNIT: Marketing, Communications and Events
RESPONSIBLE DIRECTORATE: City Services
DATE: 31 March 2015
MAP/SCHEDULE: Schedule 1 – Assessment Report

The Committee recommendation to the Council for this report was resolved by the Marketing, Sponsorship and International Relations Committee at its meeting held on 14 April 2015.

The Committee recommendation to the Council is the same as that recommended by the Officers.

Policy 18.8 – Provision of Sponsorship and Donations requires the City to hold two funding rounds for event sponsorship applications per financial year. The first round of funding is available for events taking place between 1 July and 31 December and the second round is for events taking place between 1 January and 30 June.

This report details the assessment of applications for the first round of event sponsorship funding for the 2015/16 financial year.

Applications were submitted for Event Sponsorship. Partnership applications are not subject to funding rounds and can be submitted at any time, preferably, at least six months prior to the event being held.

Each application was assessed according to the criteria outlined in Policy 18.8 and within the program guidelines. The amount of funding requested was considered in relation to the benefits to be received in return for sponsorship.

Schedule 1 provides a detailed analysis of each application with reasons for the recommendation of support or refusal.

LEGISLATION / STRATEGIC PLAN / POLICY:

Legislation N/A

Integrated Planning and Reporting Framework Implications **Corporate Business Plan**
Council Four Year Priorities: Healthy and Active in Perth
S15 Reflect and celebrate diversity of Perth
15.1 Support and deliver events that reflect and celebrate cultural diversity

Policy

Policy No and Name: 18.8 – Provision of Sponsorship and Donations

DETAILS:

The tables below outline the events recommended for approval and the applications recommended for refusal.

APPLICATIONS RECOMMENDED FOR APPROVAL

Event Sponsorship – Round One Budget			\$270,101
Applicant	Event	Sponsorship	
		Requested	Recommend
Targa West Pty Ltd	Quit Targa West	\$54,500	\$50,000
Open House Perth	Open House Perth	\$45,000	\$45,000
Temple of Fine Arts	Swan Festival of Lights	\$75,000	\$30,000
Scitech	Perth Science Festival	\$61,550	\$30,000
Pink Tank Events	Miss Universe Registration Day	\$25,000	\$20,000
Trievents	Santos Great Bike Ride	\$21,000	\$21,000
Italian Chamber of Commerce and Industry in Australia - Perth	Perth Italian Wine and Food Festival	\$10,000	\$3,032
Brain Foundation	Perth Zombie Walk 2015	\$5,000	\$5,000
The Color Run Pty Ltd	The Swisse Color Run Perth	\$35,000	\$25,000
Corporate Sports Australia	Chevron City to Surf for Activ	\$65,000	\$35,000
Rotary Ramble Pty Ltd	Perth Ramble	\$25,000	\$5,000
Proposed Event Sponsorship – Round One			\$269,032.00
Total Event Sponsorship Budget Remaining			\$ 1,069

APPLICATIONS RECOMMENDED FOR REFUSAL

Applicant	Event	Category	Requested / Refused
Teen Challenge	Tour de Freedom 1000	Event	\$15,000

FINANCIAL IMPLICATIONS:

ACCOUNT NO:	CL1423 1000 7901
BUDGET ITEM:	Recreation and Culture – Other Culture – Other Cultural Activities
BUDGET PAGE NUMBER:	TBC
BUDGETED AMOUNT:	\$TBC
AMOUNT SPENT TO DATE:	\$ 0
PROPOSED COST:	\$269,032
BALANCE:	\$TBC

All figures in this report are exclusive of GST.

COMMENTS:

The City received a good response for the first round of event sponsorship applications. All applications have been assessed and recommendations for funding have been provided for the Council's consideration.

Moved by Cr Chen, seconded by Cr Adamos

That Council, subject to sufficient funds being approved upon adoption of the 2015/16 budget:

- 1. approves Round One funding of \$269,032 for Event Sponsorship for 2015/16 to the following applicants:***
 - 1.1 Targa West Pty Ltd for 'Quit Targa West' (\$50,000);***
 - 1.2 Open House Perth for 'Open House Perth' (\$45,000);***
 - 1.3 Temple of Fine Arts for 'Swan Festival of Lights' (\$30,000);***
 - 1.4 Scitech for 'Perth Science Festival' (\$30,000);***
 - 1.5 Pink Tank Events for 'Miss Universe 2016 Registration Day' (\$20,000);***
 - 1.6 Trievents for 'Santos Great Bike Ride' (\$21,000);***
 - 1.7 Italian Chamber of Commerce and Industry in Australia – Perth for 'Perth Italian Wine and Food Festival' (\$3,032);***
 - 1.8 Brain Foundation for 'Perth Zombie Walk 2015' (\$5,000);***
 - 1.9 The Color Run Pty Ltd for 'The Swisse Color Run Perth' (\$25,000);***
 - 1.10 Corporate Sports Australia for 'Chevron City to Surf for Activ' (\$35,000); and***
 - 1.11 Rotary Ramble Pty Ltd for 'Perth Ramble' (\$5,000).***

(Cont'd)

- 2. *approves the applicants listed in part 1 above being required to provide the benefits to the City of Perth as outlined in the Event Sponsorship Assessment Report attached as Schedule 1;***
- 3. *declines Round One funding of Event Sponsorship for 2015/16 to Teen Challenge for 'Tour de Freedom 1000'***

The motion was put and carried

The votes were recorded as follows:

For: The Lord Mayor, Crs Adamos, Butler, Chen, Davidson, Harley, Limnios, McEvoy and Yong

Against: Nil

FINANCE AND ADMINISTRATION COMMITTEE REPORTS

144/15 SETTING OF ON-STREET AND OFF-STREET PARKING FEES 2015/16

BACKGROUND:

FILE REFERENCE: P1003659-7
REPORTING UNIT: City of Perth Parking and Financial Services
RESPONSIBLE DIRECTORATE: City Infrastructure and Enterprises
Corporate Services
DATE: 6 February 2015
MAP / SCHEDULE: Schedule 2 – Schedule of Parking Fees 2015/16
Confidential Schedule 3 – Fee comparison by Market
Provider (Distributed to Elected Members under
separate cover).

The Committee recommendation to the Council for this report was resolved by the Finance and Administration Committee at its meeting held on 21 April 2015.

The Committee recommendation to the Council is the same as that recommended by the Officers.

At its meeting held on 31/03/15, this item was deferred by the Finance and Administration Committee as follows:

“That the Finance and Administration Committee defer consideration of the confidential report titled “Setting Of On-Street And Off-Street Parking Fees 2015/16” to enable Officers to further investigate the following scenario:

1. *the application of a minimum charge on street of \$2.00;*
2. *the application of an hourly block charge off-street;*
3. *the application of a percentage increase on-street and off-street and*
4. *the establishment of a marketing and communications campaign in regards to the City’s parking fees.”*

A number of options have been evaluated and informally discussed. As a consequence one option is presented for consideration.

On-Street and Off-Street Parking fees have been reviewed in accordance with Council Policy 9.1 – Budget Policies and anticipated influences for the 2015/16 financial year. The On-Street Parking Policy which relates mainly to traffic management and transport considerations has been taken into account

LEGISLATION / STRATEGIC PLAN / POLICY:

Legislation	Sections 6.1.6 and 6.1.7 <i>Local Government Act 1995</i> <i>Perth Parking Management Act and Regulations</i>
Integrated Planning and Reporting Framework Implications	Corporate Business Plan Council Four Year Priorities: Major strategic investments S2 Optimise the commercial and community outcomes within the property portfolio. S4 Enhanced accessibility in and around the City including parking. Strategic Community Plan Council Four Year Priorities: Community Outcome S2.1 - Corporate Business Plan 2029 On-going promotion of City of Perth Parking (CPP) with a focus on having a healthy influence on parking options available to the community.

Policy
Policy No and Name: 9.1 – Budget Policies – Parking business states that the City is engaged in a parking business for the following purposes:

DETAILS:

Emerging Issues and Influences on the 2015/16 parking fee setting.

1. State Government Parking Levy

The Parking levy will be increased again significantly in 2015/16. The table below provides details of the past three years.

Year	Short term			Long Term			Tenant		
	Existing Levy	Increase %	New Levy	Existing Levy	Increase %	New Levy	Existing Levy	Increase %	New Levy
2013/14	\$600.70	5.01%	\$630.80	\$633.60	10.01%	\$697.00	N/A	N/A	N/A
2014/15	\$630.80	28.93%	\$813.30	\$697.00	26.18%	\$879.50	\$728.70	25.04%	\$911.20
2015/16	\$813.30	22.44%	\$995.80	\$879.5	20.75%	\$1,062.00	\$911.20	20.03%	\$1,093.70

Note: Differential fee for tenant parking was introduced by the State Government in 2014/15 which relates to Parking bays available on-site for the use of tenants / owners / occupiers of that site.

In the current year 2014/15 the City will pay \$13.90 million in parking levies, for 2015/16 that amount is estimated to escalate by 21.78% to \$16.928 million, an increase of \$3.028 million.

Each time a motorist pays for parking, 20% is direct State Government costs in the form of the Parking Levy.

It is proposed to initiate detailed discussions with the Department of Planning and the Department of Treasury on the rapidly escalating levy payments. As is discussed later in the report the parking patronage is falling due to economic and other factors including the price of parking. It is unreasonable to expect the levy to be increased by the State Government as it has over the past three years.

Based on an estimated total income of \$72.28 million for the 2014/15 year the \$13.90 million levy charge constitutes 19.23% of the parking fees collected.

Over the past few years, the parking business has consistently sought to lower those operating costs over which it exercises control. For example, the business has achieved significant reduction in electricity consumption (and therefore cost) through the adoption of intelligent lighting systems. However, the impact of the continuing increases in parking levies can negate the financial benefits of such measures. De-licensing bays is regularly reviewed as a means of reducing the levy impact however the strict criteria to enable the reduction to occur are a challenge to comply with.

2. Income Below Budget in 2014/15

Income as a total is projected to be \$72.28 million made up of \$15.46 million from on-street bays, \$56.45 million from off-street bays and \$0.37 million from other income for the 2014/15 year.

Over the 2014/15 year the original budgeted figure of \$77.57 million will have decreased to \$72.28 million.

There are a number of indicators as to the weaker economic circumstances influencing whether and how people come into the City thereby resulting in a diminishing parking demand. The indicators both published and reported are:

- As reported in local media and business chronicles the commercial office floor space vacancy rate has increased from 3% three years ago and is currently at approximately 15%. This indicates an adjustment to the number of workers employed in the CBD.
- Reported unemployment has increased from 4.6% in December 2013 to in excess of 5.5% in December 2014. This indicates an impact on employment opportunities and shopping activities.
- The Commonwealth Bank has indicated in its quarterly report that Western Australia is now ranked at third in State comparisons in housing starts, which is recognised as an economic indicator.
- There has been some loss of on-street parking bays both permanent and temporary due to road network changes. Demand for car park bays is being further limited as a result of private spaces being privately leased.

The above factors indicate that there has been a shift in travel patterns of the workforce in Metropolitan Perth. Changing economic demands and working practices means that car usage and parking habits have been impacted. To note is that changes have been observed in recent months whereby occupancy in certain car parks has seen some recovery. This appears to be in response to alternative pricing options offered.

Careful consideration has been given to anticipating what might happen economically to the city parking environment for the next 12 months when recommending the fee option for 2015/16.

It is important to highlight that the income received from the City's parking business contributes significantly to City projects and services including investment in infrastructure and improvements to community facilities.

3. Market competitiveness

As can be seen from Confidential Schedule 3, the City's car parking fee structure is competitive with other private providers. Nevertheless, parking customers are apparently prepared to pay a little extra for convenience. It is also noted that many employees who have bays in multi-storey commercial premises also have parking as part of their salary package structure. These bays tend to be lease managed by private sector parking companies. The City's parking business has had some difficulty entering this sector of the market.

Parking fee options

The unavoidable increase in operating costs includes the parking levy, power, wages, lease payments etc. These costs will total \$3.79 million, of which \$3.028 million is comprised of the parking levy alone. Only \$762,000 is within the control of the business for cost reduction measures. Operating cost increases have been

contained to 1.15% compared to CPI of 2.7%. To recover costs in on and off-street parking, fees would have to rise to those shown in Schedule 2.

De-licencing bays in order to reduce the cost of the parking levy is regularly reviewed. The levy is calculated on a monthly basis with charges levied for the full month even if a bay is operated for one day; thus no flexibility is provided for fluctuations in parking demand. Enforcement and tracking of de-licenced bays is resource intensive, with no fail-safe method of ensuring patrons do not park in those bays apart from closing down a full floor.

Recommended Option

The recommended option has four elements. This approach spreads the proposed fee increases across all users.

A \$2.00 minimum fee is to be applied to on-street parking together with a flat 10 cents per hour. Hourly block charges are proposed to apply in car parks, as are currently applied by competing commercial operators. A percentage increase to short term fees of 3 per cent is also proposed.

The City is mindful of the current economic climate coupled with the price sensitivity of the parking consumer. Experience has shown that patrons are willing to switch parking operators for savings of as low as 10 cents.

FINANCIAL IMPLICATIONS:

The proposal is estimated to raise an additional \$4.749 million. Accounting for the imposed increase in Parking Levy by the State Government of \$3.028 million, the balance of \$1.721 million constitutes a rise less than CPI.

COMMENTS:

The recommended option takes account of the Council's concerns in relation to tight economic circumstances and the need to curtail parking fee increases. The Parking Levy increase is a cost imposition by the State Government and not reasonably able to be absorbed by the City.

Moved by Cr Davidson, seconded by Cr Yong

That Council:

- 1. supports the proposed parking fee settings detailed as Option 1 in Schedule 2 – Schedule of Parking Fees 2015/16, for adoption as part of Council's 2015/16 Annual Budget – Schedule of Fees and Charges;***

(Cont'd)

- 2. notes that the bulk of the additional revenue raised relates to the increase in the Parking Levy and that the City's parking costs have been curtailed.**

The motion was put and carried

The votes were recorded as follows:

For: The Lord Mayor, Crs Adamos, Butler, Chen, Davidson, Harley, Limnios, McEvoy and Yong

Against: Nil

145/15 WASTE MANAGEMENT SERVICE FEES 2015/16

BACKGROUND:

FILE REFERENCE: P1013202-3
REPORTING UNIT: Waste and Enterprises Unit
RESPONSIBLE DIRECTORATE: City Infrastructure and Enterprises
DATE: 14 April 2015
MAP / SCHEDULE: Schedule 4 – 12.5% Service Fee Increase

The Committee recommendation to the Council for this report was resolved by the Finance and Administration Committee at its meeting held on 21 April 2015.

The Committee recommendation to the Council is the same as that recommended by the Officers.

Waste management service fees are calculated on a full cost recovery. The report analyses emerging waste issues, service growth and the various costs involved in waste collection, transportation and disposal. Fees are imposed on properties utilising the City's waste services under Section 67 of the *Waste Avoidance and Resource Recovery Act 2007* (WARR Act).

Waste services and street cleaning operations have previously been managed as a part of the City's Works and Services business unit. To better implement the City of Perth Waste Strategy 2014 – 2024 and to manage the promotion and growing importance of waste reduction, the Waste and Enterprises business unit was established in July 2014.

LEGISLATION / STRATEGIC PLAN / POLICY:

Legislation Sections 6.16 and 6.17 of the *Local Government Act 1995*
Part 6, Division 3, Section 67 of the *Waste Avoidance and Resource Recovery Act 2007*

**Integrated Planning
and Reporting
Framework
Implications**

Corporate Business Plan

Council Four Year Priorities: Capable and Responsive Organisation

S18 Strengthen the capacity of the organisation

Policy

Policy No and Name: 9.1 – Budget Policy

DETAILS:

1. COST FACTORS

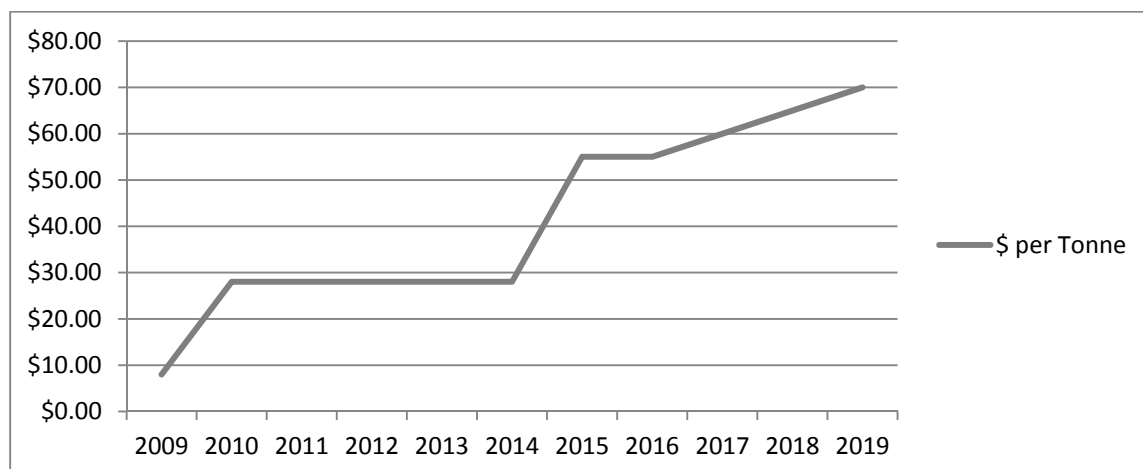
1.1 Labour Costs

Labour to provide waste services to the community accounts overall for approximately 60% of the service cost provision and includes all related costs from other City Units as part of the hourly charge-out rate. Indirect labour costs such as those originating in the City’s workshop for the servicing, repair and maintenance of relevant fleet and plant are also included.

1.2 Disposal Costs

The cost to dispose of municipal solid waste (MSW) to landfill accounts for up to one quarter of the overall expense of providing waste services. Due to a 96% increase in the State Landfill Levy effective from 1 January 2015 the City currently pays \$138.50 per tonne of MSW delivered to the Tamala Park landfill site (excluding GST) of which 40% is attributable to the levy. Further increases in the Levy over the next five years have been announced placing further pressure on service costs. It is anticipated the Tamala Park gate fee will increase 7.5% to \$148.90 for the second half of 2015/16 and this has been factored into the projected costs. Further costs are also incurred for the disposal of recyclables primarily collected from residential properties.

Figure 1 – State Waste Levy - \$ per Tonne



1.3 Service Demand

The demand for the City's waste collection services has a direct impact upon the cost of the service. Maintaining an acceptable level of service is directly dependent upon the number of staff and collection vehicles available. Waste services consist of MSW and recyclable collection, transportation and disposal.

MSW collection services have declined 9% overall in 2014/15 to 25,239 bin lifts undertaken each week. A recent survey indicates commercial services are responsible for this decline with residential services having experienced a marginal growth of 0.6%.

The decline in commercial business in the past 12 months has been more pronounced than in previous years with the on-going activities of private service providers offering a complete MSW and recycling service being an impediment to maintaining current commercial services. At least two major property managers have accepted national contracts for a complete service resulting in the loss of several properties and a minimum 700 bin lifts per week.

A number of residential properties currently under development will be completed incrementally over the next four to five years resulting in an average growth of 32,760 bin lifts per annum (630 per week). Under the WARR Act, the City is responsible for residential (domestic) collection of MSW and only under extraordinary circumstances, and with the permission of the City, can private contractors be engaged by individual properties to undertake this service.

1.4 Residential Recycling

The City introduced co-mingled recycling to East Perth residential properties in 2006 and gradually expanded the service to all areas of the municipality over the following two years. Throughout this period, the City has borne the cost of providing this service to residents in order to encourage recycling and reduce waste to landfill. Annual cost per residential property has varied between \$43.00 and \$50.00 per property equating to an annual cost in 2013/14 of \$461,211.

1.5 Waste Strategy

At its meeting on **22 April 2014**, Council adopted the City of Perth Waste Strategy 2014 – 2024 which included 19 prioritised actions required to meet the demands of a growing city and the pressures resulting from competition for street space. Costs associated with implementing those actions are to be funded from both annual revenue and the Refuse Disposal and Treatment Reserve Fund which, as at 24 February, 2015 had a balance of approximately \$4,495,273.

It is prudent to budget for capital improvements to ensure health and environmental benefits by the application of new technology. As per action item 16 of the Waste Strategy the Mindarie Regional Council recently engaged Hyder Consultants to advise future trends, for example Waste to Energy and accordingly capital and operating funds have been factored into future fee modelling.

1.6 Other Factors

Other associated costs can be attributed to the provision and maintenance of mobile garbage bins (MGBs), which are provided to properties free of charge, and to the internal hire of plant and equipment.

2. FEES AND CHARGES

Investigation of Separate Fixed and Variable Waste Fees

When setting waste service fees for the current financial year, a two component fee structure was suggested. Investigations were subsequently undertaken.

The continuing loss of commercial business has resulted in a negative impact on cost efficiencies. Whilst variable costs, such as disposal, will fluctuate in response to the number and type of services undertaken, fixed costs, such as wages and fleet charges, remain static or increase in response to inflation and reduced efficiencies thus imposing greater financial impost on those utilising the City's services.

In response to this, the City undertook price modelling to ascertain whether all properties, whether serviced by the City or not, could viably be charged a fixed component of a waste collection rate based on gross rental value (GRV) of each individual property. The rate would be such so as to recover all fixed costs. Section 66 of the WARR Act permits local governments to charge this rate in addition to a receptacle charge (bin fee). Properties receiving City services were then to be charged reduced bin fees of sufficient value to cover variable costs.

Modelling using various values of part cents in the dollar, and of sufficient value to recover fixed costs, were tested against all properties and a cross section then extracted to compare proposed rates and fees with those currently paid. Despite various values being used in the modelling, including minimum and maximum thresholds, in all cases the majority of existing commercial customers would pay higher charges than those currently. Table 1 below illustrates the financial comparison of 5 actual commercial properties charged adjusted bin fees where applicable and \$0.002 in the dollar of the GRV with a maximum charge of \$1600.00 and minimum of \$100.00.

A small proportion of residential properties would also be required to pay up to double the current charges.

With the introduction of dedicated waste services staff and expanded service options it is anticipated these resources will enable the City to grow the commercial business in both MSW and recyclables and that introducing an infrastructure fee would not be conducive to increasing commercial sector business.

In view of the modelling results and the negativity a waste collection rate may have on business growth opportunities, this line of cost recovery was not considered a viable option at this time.

Table 1 – Comparative Charges – Current versus GRV Amended

Business/Property Type	Current Charge \$	Proposed Charge			Diff \$
		GRV Rate \$	Bin Fee \$	Total \$	
Automotive Workshop	500.05	435.00	350.00	785.00	+284.95
Short Term Accommodation	12,977.90	1,600.00	11,950.00	13,550.00	+572.10
Office/Retail Highrise	0.00	1,600.00		1,600.00	+1600.00
Commercial Lowrise	3,201.75	1,284.66	2,804.00	4,088.66	+886.91
Commercial Highrise	21,574.95	1,600.00	19,950.00	21,550.00	-24.95

Fees and Charges – Assumptions for Budget Projections

The City’s reserve fund ‘Refuse Disposal and Treatment Reserve’ (the Reserve) has been gradually built up over previous years in anticipation of the introduction of secondary waste treatment for the purpose of subsidising the waste fees to ratepayers for a period of time thus softening the financial impact.

Cost increases, including the State Government levy, has effectively amplified the need for subsidisation resulting in the Reserve being utilised over the last 5 years. While the Reserve currently has a balance of \$4,495,273 this will be reduced by approximately \$1,811,000 at the end of the current financial year to fund the difference between the operational cost and income. It is proposed to draw down the Reserve further over the next two years, incrementally increasing fees until such time as users are paying the full cost recovery rate by 2017/18.

The City currently services only 46% of commercial properties providing great scope to increase business within this sector. With the introduction of dedicated waste services staff and additional service options it is planned that commercial services will increase by a minimum 10% per annum for the next three years. This growth will provide greater efficiencies, an increase in income and a reduced reliance on the Reserve.

It is advantageous to maintain the Reserve at a level capable of providing funding for capital investments relating to waste management. Such investments may include new technologies, additional fleet or plant and new disposal methodologies such as vacuums or composters. To maintain the Reserve at a sustainable level it will be necessary to reduce the subsidisation of waste fees and therefore increase charges at rates above those previously applied.

An increase of 12.5% has been applied to the service charges to cover cost increases and to allow for the progressive cost recovery increases without over reliance of the Reserve. Schedule 3 indicates an increase of 12.5% for 2015/16 followed by 12.5% and 5% increases in 2016/17 and 2017/18 respectively. An additional fee of \$50.00 has been applied to the residential basic fee in order to fully recover the cost of providing co-mingled recycling services and therefore nullify the need for this service to be subsidised out of other fees and charges. The fees for

660L bulk MSW and paper/cardboard services have been reduced to bring the fees into parity with that of the equivalent commercial 240L service.

Recommended Fee Schedule 2015/16

It is recommended that the waste management fees for 2015/16 be increased by 12.5% (with rounding) in accordance with Table 2 below. It is also recommended that the basic residential service be increased by a further \$50.00 and that the fees for commercial 660L MSW and paper/cardboard services be decreased as indicated in Table 2.

Each standard fee type provides one service per week for the full year (i.e. 52 services per annum). In order to provide an appropriate frequency of removal for health and hygiene reasons or to reduce the number of bins stored at premises, many commercial and multi-tenanted residential properties are serviced multiple times per week.

In Table 2, Item 3, below, residential service charges are the same as those for the equivalent service in Item 1. This is because the 660L MGB is designed to replace three 240L MGBs at multi tenanted properties. Each property therefore pays for one service per week whether from 240L MGBs or shared 660L MGBs.

Table 3 provides a comparison of fees and charges between City of Perth fees for 2014/15 and 2015/16 (proposed) and those of six other local governments and commercial operators for 2014/15.

Table 2 – Proposed Waste Management Fees 2015/16

Service Type		Residential Customers		Commercial Customers (Non-residential)	
Item	Description	Current 2014/15	Proposed 2015/16	Current 2014/15	Proposed 2015/16
1	MSW - Basic (240L bin) ¹	\$197.00	\$272.00	\$285.00	320.91* (\$353.00 incl)
2	MSW – Additional (240L bin or service)	\$195.50	\$272.00	\$195.50* (\$215.05 incl)	\$220.00* (\$242.00 incl)
3	MSW 660L	\$197.00 ²	\$272.00 ²	\$868.18* (\$955.00 incl)	\$649.09* (\$714.00 incl)
4	Commercial Co-mingled Recycling 240L	NA	NA	NA	\$140.91* (\$155.00 incl)
5	Commercial Co-mingled Recycling 660L	NA	NA	NA	\$421.82* (\$464.00 incl)
6	Paper/Cardboard 240L	NA	NA	\$128.00* (\$140.80 incl)	\$143.64* (\$158.00 incl)
7	Cardboard Only Bin Hire 660L	NA	NA	\$384.00* (\$422.40 incl)	\$208.18* (\$229.00 incl)

Service Type		Residential Customers		Commercial Customers (Non-residential)	
Item	Description	Current 2014/15	Proposed 2015/16	Current 2014/15	Proposed 2015/16
8	Cardboard Only Bin Hire 1100L	NA	NA	NA	\$260.00* (\$286.00 incl)
9	Commercial Co-mingled Recycling 1100L	NA	NA	NA	\$703.64* (\$774.00 incl)

Note:

- ¹ The fees in Item 1 include co-mingled recycling service for residential customers and a free conditional cardboard removal service for commercial customers.
- ² The residential fee for 660L waste is the same as that for a basic 240L as one 660L replaces three 240L services from three properties.
- * Plus 10% GST

Table 3 – Comparative Fees by Local Government

Service Type (240L MGB)	Perth ¹ 14/15 \$	Perth ¹ 15/16 \$	Vincent ² 14/15 \$	Swan ³ 14/15 \$	Nedlands ⁴ 14/15 \$	Sydney ⁵ 14/15 \$
Residential	183.00	272.00	240.00	358.00	742.00	765.00
Commercial	265.00	320.91	240.00	358.00	340.00	NA
Establishment	NA	NA	NA	63.00	87.00	NA

Note:

- ¹ Perth includes a co-mingled recycling service for residential properties in the basic fee.
- ² Vincent's waste charges are incorporated in the Property Rates. Prices indicated are for additional weekly services to rateable properties. Additional recycling service is \$75.00.
- ³ Swan provides a 240L waste bin and a 240lt recycling bin to properties in the basic fee.
- ⁴ Nedlands provide residential properties with one 240L recycle bin, one 240L green waste bin and one 120L rubbish bin in their standard service fees. Other options are available at reduced or additional costs. Commercial properties are provided one free 240L recycle bin for every basic waste service, if required.
- ⁵ Sydney provides both a waste and comingled recycling 240L MGB to residential properties in their basic fee. Organics bin is an option. Smaller MGB sizes are available at reduced cost. Sydney does not service commercial properties.

Service Type (240L MGB)	Fremantle⁶ 14/15 \$	Subiaco⁷ 14/15 \$	Commercial⁸ Waste Companies \$	Commercial⁸ Waste Companies \$
Residential	462.00	474.00	NA	NA
Commercial	569.40	521.40	520.00	780.00
Establishment	160.00	NA	20.00	50.00
Note: ⁶ Fremantle includes a fortnightly co-mingled recycling service for residential properties in the basic fee. ⁷ Subiaco's commercial waste service incorporates a free weekly 240L recycling bin if at least half full. ⁸ Commercial operator rates vary depending upon the number of bins serviced, concentration of customers and waste material collected.				

Table 4 below, summarises costs and revenues by service types based on proposed fees for 2015/16. Costs have been grouped into residential and commercial customers based on a recent extraction of service records from the City's database plus projected growth.

Current projections indicate the cost to provide waste and recycling services will increase from an estimated \$7,829,724 in 2014/15 to \$8,731,535 in 2015/16, an overall increase of 11.5%. Capital expenditure of \$275,000 for additional services and associated fleet has been included in this figure. Income will increase from an estimated \$6,218,637 in 2014/15 to \$7,462,102 in 2015/16.

As indicated in Table 5, below, the recommended 12.5% increase in 2015/16 fees will draw \$1,269,433 from the Reserve. A further 12.5% increase in 2016/17 will decrease the Reserve by a further \$252,073 in 2016/17 before equalising in 2017/18.

Table 4 – Operating Costs and Revenues

SERVICE TYPE	Projected No of bin services per week	Projected Operating Costs 2015/16	Proposed Fees 2015/16	Income Using Proposed Fees 2015/16
Basic Residential ¹	11,403		\$272.00	\$3,101,616.00
Basic Commercial ²	2,313		\$320.91*	\$742,264.83
Additional Residential	394		\$272.00	\$107,168.00
Additional Commercial	14,554		\$220.00*	\$3,201,880.00
MSW Residential 660L	106		\$272.00	\$28,832.00
MSW Commercial 660L	29		\$649.09*	\$18,823.61
Commercial Co-Mingled Recycling 240L	30		\$140.91*	\$4,227.30

SERVICE TYPE	Projected No of bin services per week	Projected Operating Costs 2015/16	Proposed Fees 2015/16	Income Using Proposed Fees 2015/16
Commercial Co-mingled Recycling 660L	10		\$421.82*	\$4,218.20
Paper/Cardboard 240L	1375		\$143.64*	\$197,505.00
Paper/Cardboard 660L	18		\$208.18*	\$3,747.24
Total Residential (40% of total service cost)		\$3,382,614.14		
Total Commercial (60% of total service cost)		\$5,073,921.20		
Capital Investment		\$275,000.00		
Recycling Income ³				\$51,819.90
		\$8,731,535.34		\$7,404,751.31
Notes:				
1 Basic Residential fee includes one waste bin and one recycling bin.				
2 Basic Commercial fee includes one waste bin and loose cardboard collection if requested.				
3 The City receives a small income from the sale of clean paper and cardboard to a specialist recycler/manufacturer.				
* Plus 10% GST				

Table 5 – Waste Management – Comparison of Total Service Costs and Income between 2014/15 and 2015/16 financial years.

2014/15				2015/16		
Revised Budgeted Service Cost \$	Projected Service Cost \$	Revised Budgeted Income \$	Projected Income \$	Proposed Service Cost \$	Proposed Income \$	Balance from Waste Reserve\$
1	2	3	4	5	6	7
7,842,291	7,829,734	6,218,637	6,218,637	8,731,535	7,462,102	1,269,433

Goods and Services Tax

The City is currently awaiting a determination from the Australian Tax Office (ATO) as to whether the Goods and Services Tax (GST) is to be applied to commercial waste service fees charged by the City. Until such time as the ATO advises otherwise all commercial fees in this report are subject to GST. Should the ATO advise commercial fees are exempt from the GST then fees as listed in this report will be rounded to the nearest dollar.

COMMENTS:

Continuing cost increases in disposal fees, primarily through the increase of State Government levies, and the consistent loss of commercial business have resulted in a loss of service efficiencies and, at the current waste service fees, a greater reliance upon the Refuse Disposal and Treatment Reserve.

An increase in fees of 12.5% for 2015/16, together with an additional \$50.00 charge on the basic residential fee and an increased presence in the commercial market, will insure against the excessive draw down of the Reserve and establish an initiation point to enable full cost recovery by 2017/18. This will result in additional funds being available for service improvements and utilising relevant new waste management technologies and methodologies.

Moved by Cr Davidson, seconded by Cr Yong

That Council:

- 1. supports the increases in Waste Management Fees as listed below, and as outlined in the report titled “Waste Management Service Fees 2015/16” for inclusion in the Council’s proposed 2015/16 Annual Budget Schedule of Fees and Charges:***

Service Type		Residential Customers	Commercial Customers (Non-residential)
Item	Description	Proposed 2015/16	Proposed 2015/16
1	Waste - Basic (240L bin)¹	272.00	320.91*
2	Waste – Additional (240L bin or service)	272.00	220.00*
3	Waste 660L²	272.00	649.09*
4	Commercial Co-mingled Recycling 240L	NA	140.91*
5	Commercial Co-mingled Recycling 660L	NA	421.82*
6	Paper/Cardboard 240L	NA	143.64*
7	Paper/Cardboard Bin Hire 660L	NA	208.18*
8	Cardboard Only Bin Hire 1100L	NA	260.00*
9	Commercial Co-mingled Recycling 1100L	NA	703.64*

Note:
¹ **The fees in Item 1 include a recycling service for residential customers and a free limited cardboard removal service for commercial customers.**
² **The residential fee for 660L waste is the same as that for a basic 240L as one 660L replaces three 240L services.**
* **Plus 10% GST**

(Cont'd)

- 2. notes that the proposed Waste Management Service fees for 2015/16 are competitive or below other local authorities, include the Waste Levy and contain provision for future capital investment to improve the management of municipal waste.**

The motion was put and carried

The votes were recorded as follows:

For: The Lord Mayor, Crs Adamos, Butler, Chen, Davidson, Harley, Limnios, McEvoy and Yong

Against: Nil

146/15 DIFFERENTIAL RATING – REVALUATION OF THE RATE BASE AND PRELIMINARY SETTING OF THE ANNUAL RATES LEVY 2015/16

BACKGROUND:

FILE REFERENCE:	P1031135
REPORTING UNIT:	Finance
RESPONSIBLE DIRECTORATE:	Corporate Services
DATE:	13 April 2015
MAP / SCHEDULE:	Confidential Schedule 5 – Rates Scenarios (Distributed to Elected Members under separate cover)

The Committee recommendation to the Council for this report was resolved by the Finance and Administration Committee at its meeting held on 21 April 2015.

The Committee recommendation to the Council is the same as that recommended by the Officers.

The City derives its revenue from a number of sources. Rates are a major source of revenue with a total of \$77 million now expected to be raised in the current financial year utilising the differential method of rating. This method involves applying different rates in the dollar to separate classes of property depending on their predominant use as determined by the City.

The rate in the dollar for the different rate categories is applied to the Gross Rental Value (GRV) of each property. The property values are supplied by Landgate Valuation Services on a triennial basis with the most recent revaluation being applied to the rates raised in the current financial year. The differential rate categories were declared and used to calculate the rates levy in Council's Annual Budget 2014/15. Changes to valuations are also regularly conducted on an interim basis as buildings are completed or demolished.

Reviews of the rate database are undertaken to examine, justify and if necessary, recommend changes to differentials in rates ascribed to different classes of ratepayers. The latest differential rates review was conducted using the Audited Financial Statements for the year ended 30 June 2014, which were approved by Council at its meeting held on **18/11/14**. The differential rates review was presented to the Finance and Administration Committee for consideration as a confidential schedule at its meeting held on 31/03/14 (TRIM 57020/15).

LEGISLATION / STRATEGIC PLAN / POLICY:

Legislation

Section 6.33 of the *Local Government Act 1995*

**Integrated Planning
and Reporting
Framework
Implications**

Corporate Business Plan

Council Four Year Priorities: Community Outcome

Strategic Community Plan

Capable and Responsive Organisation

A capable, flexible and sustainable organisation with a strong and effective governance system to provide leadership as a capital city and deliver efficient and effective community centred services.

Policy

Policy No and Name: 9.1 – Budget Policies

DETAILS:

Differential rating was first introduced by the City in the 1997/98 financial year. The process enables the City to vary the impact of its rates on different classes of ratepayers.

This report presents the latest review of the differential rates base and proposes modifications or considerations for charging of the rates to the different rate classes. It also presents the principles for proposing the differentials rates in the dollar to be applied to the different rate classes for the next financial year.

The rating policy endeavours to strike a balance between the raising of rate income as an impost on the community whilst being an efficient and equitable means of raising revenue. Additionally, in legislative terms, the budget is to include the object of, and reasons for, any differential rates.

Rates are the major source of revenue with a total of \$76.3 million to be raised in the current financial year in line with Council's Long Term Financial Plan. It is anticipated that a further \$1.3 million will be raised in interim adjustments before the financial year end.

At the time of the 2014/15 rates generation, and based on Landgate Services 2014 property valuations, rates of \$75.6 million were raised which amounted to 39.7% of total budgeted operating revenue.

Taking into account the projected rates for the current year, the revenue raised from rates in accordance with the Annual Budget 2014/15 is \$77,014,108, comprised as follows:

Predominant Land Use	Number of Properties	Rate in the Dollar 2013/14	Rate in the Dollar 2014/15 (Cents)	% Change to Last Year	Gross Rental Values (\$)	Estimated Rate Revenue Incl. Minimum & Ex Gratia (\$)	% of Total Rates Revenue
Commercial	581	5.065	5.073	0.2	107,325,499	5,458,695	7.1
Hotel	1,397	5.065	5.073	0.2	121,440,383	6,195,516	8.1
Office	2,371	2.696	2.700	0.1	1,488,901,839	40,232,019	52.2
Retail	511	5.065	5.073	0.2	185,179,861	9,402,518	12.2
Residential	11,595	4.131	4.220	2.2	328,356,147	13,945,763	18.1
Vacant Land	77	5.392	5.400	0.1	21,413,754	1,157,588	1.5
Ex-Gratia Rates	8				191,432	6,769	-
Subtotal	16,540				2,252,808,915	76,398,868	99.2
Interim Rates						1,291,321	1.7
Back Rates						(324,857)	(0.5)
City Living Scheme						(144,885)	(0.2)
Heritage Incentive Scheme						(206,339)	(0.2)
Total	16,540				2,252,808,915	77,014,108	100

Payment of rates is the main interaction that most ratepayers have with local government. It is appropriate that the City influences the levels of rates related to particular classes of ratepayers. Different classes of ratepayers are provided with and utilise different services and costs therefore vary between different classes of ratepayers. Differential rates are a means by which these costs can be distributed equitably to those ratepayers who are benefiting from these services.

The City has traditionally restricted average rate increases to CPI except for recent years when modest increases above CPI were utilised to help in the funding of an intensive capital works program and to meet the City's contribution to Perth City Link. There will potentially be an increase in the demands for the City's services as major developments in a number of areas come to fruition.

The City of Perth Long Term Financial Plan identified the need to continue with moderate increases above the predicted CPI increases. With any slowdown in the growth of the City's ratebase, it will be necessary to increase rates by greater than CPI over the medium-term. Accordingly the average rate in the dollar in the previous year increased by 4.7% consisting of 2.7% CPI and an additional 2.0% above this. The long term financial planning is for this 2.0% increase to gradually reduce over future years.

The City's approach to reviewing the differential rate base involved the following actions:

- A review of the differential rate classes and definitions of land use as a basis for allocation to a particular class;
- A critical examination of the necessity and relevance of each class, in particular the Commercial differential rate category;
- An allocation of costs to each class including justification and reviewing for equity;

- Consideration of the minimum rates as applied and the level thereof;
- Research of the application of rates in other Australian capital cities;
- A consideration of the impact and equity of rate rebates offered by the City;
- A consideration of any applicability of Specified Area Rates.

Growth in the Perth ratebase is slowing temporarily owing to the effect of the winding down of the resources boom. At the same time there are still significant new developments and renovations taking place in the City, some of which are temporarily reclassified by the Landgate Valuation Services to “vacant” and therefore impacting rate revenue during the construction periods. A secondary factor is the continuing erosion of the ratebase through applications being received for exemptions from payment of rates.

It is believed that this trend of slowing City growth is short-term and a recovery will occur in future years with particular reference to the Riverbank, City of Perth Library and Public Plaza, Perth City Link, and Elizabeth Quay projects. These and other projects will contribute to future growth in the ratebase.

Traditionally Council has employed a general minimum rate for all categories. The review of the differential ratebase report highlights that compared to several Perth Metropolitan councils Perth has the lowest minimum rate payment. It is proposed that a review of the objectives of the minimum rate policy is needed to establish an appropriate basis for future payment of minimum rates.

Allocation of Costs to Rate Classifications

The following general conclusions can be drawn from the latest review of the City’s differential rates:

The Office and Residential categories, after taking into account the net revenue from parking, are being subsidised by the other rate categories. The changes to the level of surplus or shortfall in each category arise because of relative fluctuations in valuations and also the growth in certain categories over recent years.

The main issue in Residential is that the previous minimisation of the rate in the dollar in this sector to encourage development, and therefore the consequent increase in number of properties and as a percentage of total rates, contributed to the under-rating of services in this category. The recent differential rate practice of applying a higher rate than the general level of increases to this sector has led to some improvement and this trend should be continued into the future.

Since the previous review based on 2011/12 financial statements, the Office category experienced the most significant growth in total GRV of over \$100 million. Conversely the Office rate in 2014/15 financial year is currently in the order of 36% to 47% below the rate in the dollar of the other categories (with the exception of Vacant Land).

The growth in this sector with the resultant increase in GRV gives rise to an increase in the allocation of service costs to the Office category in comparison to the other categories. At the same time the lowest rate in the dollar used for this category

results in a projected shortfall in rate funding, where the additional revenue is insufficient to cover the higher costs of services due to the growth of the sector. Therefore there is scope for some incremental increase in the Office rate in the dollar in order to address this matter.

In the Commercial category, when excluding parking revenue, the Commercial and Hotel sectors have similar amounts of rate revenue raised, which is approximately half the rates raised for Retail. Any increase to the Office category rate in the dollar should reflect some reductions in the rates levied in the Commercial category. This result also indicates that there may be future scope to review the structure of the Commercial category.

Vacant land is marginally over rated but this is in accordance with Council policy where the maximum rate permissible (double the lowest rated category) is charged. The purpose is to encourage development and reduce the number of undeveloped blocks in the City.

Definitions of Differential Rate Classes

Commercial (incorporates Retail)

This is a wide-ranging class that includes land use categories primarily commercial in nature that do not fit clearly into any other class. These include transportation services, communication services, wholesalers, warehouses, laboratories, auto sales and services, entertainment services including restaurants and nightclubs, sporting facilities, banking/ATMs, laundromats, bakeries, medical laboratories, commercial educational facilities, retail sales and services. From 2008, this category has included properties formerly included in the industrial rate category.

Hotels

“Hotels” include serviced short stay apartments and backpacker hostels. It does not include public houses. The only difficulty is in ensuring that serviced apartments that revert to residential use are reclassified appropriately. Serviced apartments consist of commercial short-term accommodation that is often substituted for and in competition with hotel accommodation. The impact of changing the rate in the dollar on more traditional Hotels may then be more appropriately addressed in accordance with the changing economic climate.

Office

The most significant section of the rate base, this classification is clear.

Residential

The Residential classification is utilised for single and multi-dwelling residential premises. The description of this category is also self-evident.

The main issue is in the residential category where rates have been adjusted to encourage residential development in the city. This policy has encouraged development and the sector has grown to 18.1% (12.3% – 2009) of the whole ratebase. The growth in the number of residential properties has exacerbated the shortfall in funding versus cost of services over recent years. The Perth residential rate is generally the lowest of metro councils on a rate in the dollar basis.

Although the City still wishes to encourage residential development, it is proposed that there be a more equitable distribution of rates revenue towards the cost of providing services in the residential category and the other categories. Residential rates will gradually rise over time to match revenue raised with allocated costs.

Vacant Land

This category is clear in description. The City imposes the highest possible rate (double that of the lowest rated category) on vacant land to encourage development. Ministerial permission is required if this proportion was to be increased.

Differential Rate Conclusions

Commercial

Following the revaluation year in 2014/15, and since the previous review of the ratebase in 2011/12, the Commercial and Hotel sectors both experienced increases in GRVs, as opposed to a reduction in the Retail sector. Consequently the Retail rates as a proportion of total Rates revenue also declined.

The City has recently researched properties exempt from rates and during this process it became evident that the WACA Ground is rateable under the Commercial rates class. Appeals to the Minister have exempted this property for the both 2013/14 and 2014/15 financial years. However rates are calculated and included for the 2015/16 year requiring any future exemption from payment of rates on this property to be subject to fresh applications to the Minister.

Hotel

Significant 'gross rental value' growth has been experienced in this category. Historically there have been appeals against valuations which have resulted in gross rental values being lowered. Hotels are also valued by the Landgate Valuation Services in a unique way based on their room rates and occupancies.

Office

This category has a history of appeals on property valuations with a number of successful appeals experienced over the preceding years. Recent new developments completed have added considerably to the office pool. Since the previous 2011/12 reviews of the ratebase the overall GRV's increased by \$113 million or 8.1%.

However, it was expected that the revaluation in 2014, which was based on 2012 rentals, would show significant increases over valuations used to calculate the 2013/14 rates. The results of the latest revaluation showed several large reductions in valuations in 2014/15, with the overall GRV reducing by \$36.9 million. In addition several objections have been lodged with Landgate Services in the current financial year that includes a number of objections covering some of the City's largest Office buildings.

Residential

This category has been the most under-rated. The classification has continually been cross-subsidised in the interest of encouraging a higher residential population in the City. The City's current residential rate of 4.220 cents in the dollar when compared with most of the nearby councils is significantly lower by between 6.2% (Stirling) and 62.6% (Victoria Park).

Residential ratepayers are an essential part of the strategy of encouraging Perth to be a vibrant city. However, consideration should be given to raising the rate in the dollar to recover a greater proportion of applicable costs to this sector.

Retail

This class of property is currently combined with Commercial. Recently the classification has suffered from more restrained valuations constraining ratebase growth and the replacement of predominantly retail premises with multi-purpose developments which are reclassified according to the new predominant use, which is mainly office.

Vacant Land

This category is rated at the highest permissible level to encourage development of land and to compensate for the loss of rates income whilst demolished rent producing properties are redeveloped. This should continue in accordance with Council policy.

Consider the level of Minimum Rate

Section 6.35(6)(c) of the *Local Government Act 1995* gives local governments the power to raise a minimum payment in each differential rating category where a differential general rate is imposed.

Traditionally Council has employed a general minimum rate for all categories and currently has a minimum rate of \$654, which is the lowest in the metropolitan area. The review of the differential ratebase report highlights that compared to several Perth Metropolitan councils, Perth's minimum rates are \$136 – \$358 lower than in other similar councils'. Minimum ratepayers have access to the same services as other ratepayers, even though their GRVs are lower. It is justifiable for them to pay a minimum rate to cover basic services.

This report recommends that the objectives of the minimum rate policy in the City be reviewed. The Act provides for consideration to be given to set or vary the minimum rates in conjunction to the relative movement in GRVs for each category. Foreshadowed in the Long Term Financial Plan is the intention to gradually increase the minimum payments to levels more commensurate with those of neighbouring councils.

Application of Rates by other Local Governments

A comparison of Rates for the financial year 2014/15 for Perth metropolitan and eastern states councils is summarised below:

Adelaide

- Rates are applied in two differential categories of residential 11.49 cents in the dollar and non-residential 14.08 cents in the dollar.
- Operates on annual rather than triennial revaluation basis.
- Rates are derived from annual rental potential of properties, similar to GRVs.

Darwin

- Darwin uses differential rating extensively with ten categories.
- Unimproved land values are used as the base.
- Rates range between 0.4174 cents for Residential, 0.5453 Commercial and to 1.0006 cents in the dollar for major shopping centres.

Brisbane

- Brisbane bases its rates on unimproved land values, including site works.
- From 1 July 2014, there are 63 rating categories.
- Valuations are carried out each year and the lessor of the current or average over three years used to calculate the rates.
- Residential is classified as one of principal residential (owner occupied), secondary or multi-residential.
- Owner occupied is rated at 0.3103 cents in the dollar; multi-residential 0.5508 cents and non-owner occupied (mixed) 0.3984 cents.
- The highest rates are applied to shopping and commercial centres in the CBD up to 2.099 cents in the dollar.
- Special rates are applied to recover additional costs on properties in defined 'Benefitted Areas' having or specifically benefiting from or having special access to the services, facilities or activities. Examples are malls and Shopping precincts which range from 0.0120 to 0.2224 cents in the dollar.

Melbourne

- Only two differential rate categories are used.
- Rates are applied to Residential 4.0 cents in the dollar and Non-Residential 4.6 cents in the dollar.

- The Net Annual Value method of property valuation representing the market value at a specific date and is based on market sales and rental evidence.

Sydney

- Differential rating structure in Sydney has one ordinary rate for all residential properties and two sub-categories for business properties, with minimum rates in each.
- The Residential rate in the dollar is 0.1662 cents, normal Business rate 0.7079 cents and CBD Business rate 1.2649 cents.
- A “Newly Rateable Crown Land Adjustment” is also proposed for the long term private leasing on the Barangaroo site.
- Rate increases are capped by the NSW Government.

Specified Area Rates

Section 6.37 of the *Local Government Act 1995* gives local governments the power to raise specified area rates to meet the cost of providing a specific work, service or facility in a particular area. Monies raised have to be set aside and used only for the purpose for which the rate is raised.

There is potential to utilise this avenue to raise rates in order to provide a service requested by ratepayers in a specific area of the City which can be considered whenever the need arises, but this must be prior to budget adoption. The City has so far not utilised specific area rates.

FINANCIAL IMPLICATIONS:

INCOME:

BUDGET ITEM:	Rate Revenue 2014/15
BUDGET PAGE NUMBER:	1.
BUDGETED AMOUNT:	\$ 76,236,923
AMOUNT RECEIVED TO DATE:	\$ 75,783,080

All figures quoted in this report are exclusive of GST.

These are developed as part of the budget process each year. The City requires a quantum of rates each year to fund a portion of the budget. The spread of rates amongst differential rate classes is an exercise undertaken to make up that total. Other rate considerations such as the level of minimum rates and the application of rate rebates are also incorporated into the total of rates needed.

The Long Term Financial Plan flagged the need to continue with moderate increases above the predicted CPI increases. With the growth in the Perth ratebase slowing temporarily owing to a number of factors, including the effect of the winding down of the resources boom, the City will need to increase rates by greater than CPI in the short-term. Accordingly, the average rate in the dollar in the 2014/15 financial year increased by 4.9%, consisting of 2.9% CPI and a 2.0% increase above this.

The preliminary view of rates for 2015/16 set out in this report allow for increases of 2.7% CPI and an additional 2% over that. The Long Term Financial Plan foreshadowed that this increase of 2.0% would reduce in future years.

The calculated rates for the coming 2015/16 financial year are in line with the Long Term Financial Plan prediction of \$83 million. In this report the estimated annual rates levy to be raised in 2015/16 is \$80 million plus predicted interim growth of \$3.1 million during the year.

Confidential Schedule 5 details a number of options with respect to the differential rates in the dollar.

Information produced by this report will be available for consideration in preparing the four year budget and an updated Long Term Financial Plan to be presented to Council in June.

COMMENTS:

Conclusion and Summary

The 'Differential Rates Review' of the rate base includes makes the following conclusions and recommendations:

- The diversity of the rate base in the City creates demands for services which are distinct between the various categories. Therefore, the rating policy is best formulated with reference to the cost of services within each category. Although the revenue from parking is used in the analysis to offset the cost of other services provided to particular rate categories the proposals to more equitably distribute the rates also consider the cost of services excluding parking.
- The Office category is the largest contributing sector to rates yet falls below the cost of services provided to it by the City; this is after including the net contribution from parking. The rate in the dollar for Office is the only category not previously adjusted relative to other categories in order to reduce the funding shortfall. Scope therefore exists for higher increases in the rate in the dollar of the Office sector relative to other categories.

It should also be noted that the allocation of parking contribution to the Office category is substantial, which, when revenue from parking fluctuates, has a significant effect in offsetting the funding shortfall.

- Scope exists for future review of the structure of the various categories where warranted and the treatment to be applied for differential rating of individual sectors. This will depend on the future development trends in each sector and ongoing contributions to rate revenue.
- As indicated in this report relative adjustments between the categories are proposed for the next year's budget or may in future be required to:

- Separate the Commercial category into its component sectors. However it would not be proposed to separate individual sectors where the resulting differential rates would remain as similar amounts;
 - The Retail category Rate/\$ is close to the cost of services and is proposed to remain in the Commercial category;
 - In order to achieve a closer alignment with the other categories pursue a higher increase in the Rate/\$ for Office than previously and reduce the present underrating of the sector;
 - Apply higher increases to Residential Rate/\$ but keeping it below other metropolitan Councils; and
 - Maintain maximum Rate per dollar for vacant land to encourage development.
-
- Commit to progressively increasing higher general minimum rates above the increases made to the Rate/\$ of the differential categories, excluding Vacant Land. The current minimum rate is \$654 in 2014/2015 (\$624 in 2013/14). Minimum rates amount for 2.1% of the total rates. The proposed minimum for 2015/16 is \$685, an increase of 4.7%.

There is a scope in future to vary the minimum rates for each differential category, with a view to maximising rate revenue in the most effective way possible and in line with future policy objectives to be established.

The above represents a measured response to the funding of current and future budget requirements and proposed treatment of the City's differential rates.

It should also be noted that in previous Strategic Planning sessions, Elected Members were receptive to the concept of increasing rates above the level of CPI to fund ongoing major projects and increasing demands for services that are envisaged for the City.

Under the *Local Government Act 1995*, the City is required to advertise the differential rates for 21 days prior to issuing of Rate Notices.

Moved by Cr Davidson, seconded by Cr Butler

That Council:

- 1. approves the advertising of the differential rates based on the predominant purpose for which the land is held in accordance with Section 6.36(3)(b) of the Local Government Act 1995 as follows:*

		<i>% Inc./Dec.)</i>
<i>1.1</i>	<i>Commercial</i>	<i>– 5.0032 cents in the dollar (1.38);</i>
<i>1.2</i>	<i>Office</i>	<i>– 2.9079 cents in the dollar 7.70;</i>
<i>1.3</i>	<i>Residential</i>	<i>– 4.4107 cents in the dollar 4.52;</i>
<i>1.4</i>	<i>Vacant Land</i>	<i>– 5.8157 cents in the dollar 7.70;</i>

- 2. notes that the intent of increasing rates revenue by 4.7% is consistent with the Council's 2014-2024 Strategic Financial Plan and will result in total revenue from rates (on revalued rate base, excluding future growth) increasing by \$4.3 million;*
- 3. notes the increase to the minimum rate by \$31 to \$685 in each rate differential category;*
- 4. notes the increase in the residential and office rates to reduce under rating of these categories in addition to taking into account CPI and provisional rate increases;*
- 5. notes the intention of retaining the principle of rating vacant land at twice the rate applied to the lowest rated category, being the Office category, to encourage development in the city;*
- 6. notes the future intention to review the land use classifications within each category, including the structure of each sector in the Commercial category, for differential rating purposes according to the latest revaluation of Gross Rental Values.*

The motion was put and carried

The votes were recorded as follows:

For: The Lord Mayor, Crs Adamos, Butler, Chen, Davidson, Harley, Limnios, McEvoy and Yong

Against: Nil

**147/15 PAYMENTS FROM MUNICIPAL AND TRUST FUNDS –
MARCH 2015**

BACKGROUND:

FILE REFERENCE: P1031101-11
REPORTING UNIT: Financial Services
RESPONSIBLE DIRECTORATE: Corporate Services
DATE: 7 April 2015
MAP / SCHEDULE: TRIM reference 55404/15

The Committee recommendation to the Council for this report was resolved by the Finance and Administration Committee at its meeting held on 21 April 2015.

The Committee recommendation to the Council is the same as that recommended by the Officers.

LEGISLATION / STRATEGIC PLAN / POLICY:

Legislation Regulation 13(1) of the *Local Government (Financial Management) Regulations 1996*

Integrated Planning and Reporting Framework Implications **Strategic Community Plan**
Council Four Year Priorities: Community Outcome
Capable and Responsive Organisation
A capable, flexible and sustainable organisation with a strong and effective governance system to provide leadership as a capital city and deliver efficient and effective community centred services.

COMMENTS:

Payments for the month of March 2015 included the following significant items:

- \$6,447,154.73 to the Fire and Emergency Services Authority of WA for the emergency service levy third quarterly payment for 2014/15.
- \$1,448,454.56 to Doric Contractors Pty Ltd for the February 2015 progress claim in relation to the Perth City Library and Public Plaza project.
- \$821,941.65 to the Western Australian Treasury Corporation for loan payments of \$543,456.28 for the Elder Street Carpark, \$32,922.21 for the Goderich Street Carpark and \$245,563.16 for the construction of the new Perth City Library and Public Plaza.

Moved by Cr Davidson, seconded by Cr Butler

That in accordance with Regulation 13(1) of the Local Government (Financial Management) Regulations 1996, the list of payments made under delegated authority for the month ended 31 March 2015, be received and recorded in the Minutes of the Council, the summary of which is as follows:

FUND	PAID
Municipal Fund	\$ 20,936,628.21
Trust Fund	\$60,031.30
TOTAL:	<u>\$ 20,996,659.51</u>

The motion was put and carried

The votes were recorded as follows:

For: The Lord Mayor, Crs Adamos, Butler, Chen, Davidson, Harley, Limnios, McEvoy and Yong

Against: Nil

**148/15 RECEPTION REQUEST – 15TH WORLD SOCIETY OF
VICTIMOLOGY INTERNATIONAL VICTIMOLOGY
SYMPOSIUM**

BACKGROUND:

FILE REFERENCE: P1009160-21
REPORTING UNIT: Marketing, Communications and Events
RESPONSIBLE DIRECTORATE: City Services
DATE: 15 April 2015
MAP / SCHEDULE: Nil

The Committee recommendation to the Council for this report was resolved by the Finance and Administration Committee at its meeting held on 21 April 2015.

The Committee recommendation to the Council is the same as that recommended by the Officers.

Correspondence has been received by the Lord Mayor from Dr Ann O'Neill, Director, Angelhands Inc., requesting the City of Perth host a welcome reception for the 15th

World Society of Victimology (WSV) International Victimology Symposium for a maximum of 150 guests on Sunday, 5 July 2015.

The Lord Mayor has referred this request to the Finance and Administration Committee for consideration, as it does not fall into the "Civic, Major or Urgent" categories as provided in the City of Perth *Policy 10.12 Provision of Hospitality*.

LEGISLATION / STRATEGIC PLAN / POLICY:

**Integrated Planning
and Reporting
Framework
Implications**

Corporate Business Plan

Council Four Year Priorities: Capable and Responsive Organisation

S19 Improve the customer focus of the organisation
IP34 Enhance customer service

Policy

Policy No and Name: 10.12 – Provision of Hospitality

Council Policy 10.12 provides that:

"The Lord Mayor may approve functions that are civic, major and urgent functions, and this is to be decided at their discretion without first being referred to Council.

Those requests for receptions not approved by the Lord Mayor to be referred to the Finance and Administration Committee which will in turn recommend to the full Council, where the estimated cost of the reception exceeds \$5,000."

DETAILS:

In 2012 Angelhands Inc., with the support of the Perth Convention Bureau and the City of Perth, successfully bid and won the right to host the 15th World Society Victimology International Symposium. Dr Ann O'Neill is also a previous recipient of the City of Perth \$10,000 Convention Scholarship. The scholarship is awarded under the Perth Convention Bureau's annual 'Aspire Program'. The Symposium will be held at the Perth Convention and Exhibition Centre.

Australia's peak body representing crime victims services, Victim Support Australia, in partnership with the leading West Australian victim support NGO, Angelhands Inc., will host the 15th World Society of Victimology Symposium on behalf of the World Society of Victimology. The Australian Institute of Criminology (AIC) is a key Symposium partner and they will be coordinating the development and operation of the event. The Symposium will be held from 5-10 July 2015 in Perth, Western Australia.

This is an International Symposium held every three years, the only one of its kind, this is the second time it's ever been hosted in Australia (previously hosted in Adelaide in 1984). The Symposium will provide an opportunity for an international audience to hear from eminent International and Australian researchers and practitioners on current and emerging issues in victimology.

The theme of the Symposium is Victimisation, justice and healing: challenging orthodoxies. While the Symposium is expected to attract more than 450 delegates to Perth, attendance at the Welcome Reception is anticipated to be 150. The President of the World Society of Victimology, Prof. Marc Groenhuijsen from The Netherlands and international and Australian members of the Executive Committee, together with delegates of the Symposium will be in attendance at the Reception.

Victims of crime, particularly victims of personal violence offences, can be traumatised by their experience. Victims can struggle with a variety of physical, psychological and financial problems caused by the crime perpetrated against them.

It is important to further understand the needs of victims and support them appropriately as they move through the criminal justice system. Both government and non-government service providers who support victims of crime will share the most recent international and Australian research into victims' needs and the Symposium will allow them the opportunity to forge links to improve support of victims.

As this reception request is for a Sunday, there will be additional costs involved if approved. The main additional costs associated with holding a Sunday reception are staffing costs. Casual wait staff are an extra \$10 per person per hour and full time Civic staff would be paid at an overtime rate at double time for hours worked. Two rangers will need to be on duty as well as ushers.

It should also be noted that such reception requests will be under imminent review as a part of the City's sponsorship and grants review.

Currently, the following receptions have been scheduled at the City of Perth in July 2015:

- YMCA Youth Parliament Reception

The proposed event details are:

Date:	Sunday, 5 July 2015
Time:	5.30pm – 7.00pm TBC
Location:	Reception Suite
Attendees:	Maximum of 150 attendees

FINANCIAL IMPLICATIONS:

Costs for this reception will be funded from the 2015/16 Civic Receptions budget. The estimated cost for the reception, excluding GST, is \$7,260. The 2015/16 budget will be approved by the Council in June 2015. The cost difference between holding this reception on a Sunday as opposed to a weekday is approximately \$522.

Moved by Cr Davidson, seconded by Cr Butler

That Council approves the City of Perth hosting a welcome reception for the 15th World Society of Victimology International Victimology Symposium on Sunday, 5 July 2015, for a maximum of 150 guests at a cost of \$7,260 (excluding GST).

The motion was put and carried

The votes were recorded as follows:

For: The Lord Mayor, Crs Adamos, Butler, Chen, Davidson, Harley, Limnios, McEvoy and Yong

Against: Nil

WORKS AND URBAN DEVELOPMENT COMMITTEE REPORTS

149/15 APPOINTMENT OF ELECTED MEMBER REPRESENTATIVE TO THE PERTH LIGHTING TASKFORCE

BACKGROUND:

FILE REFERENCE: P1024916
REPORTING UNIT: City Design
RESPONSIBLE DIRECTORATE: City Planning and Development
DATE: 30 March 2015
MAP / SCHEDULE: Schedule 6 – Lighting Taskforce Terms of Reference
Schedule 7 – Lighting Taskforce Form

At the Works and Urban Development Committee meeting held on 14 April 2015 the Committee agreed to amend part 2 of the Officer Recommendation as follows:

2. *nominates Cr Limnios to be appointed to the Lighting Taskforce.*

Reason The Works and Urban Development Committee amended the original recommendation to include Cr Limnios as the agreed nominated member to be appointed to the Lighting Taskforce.

The need to develop a comprehensive and integrated plan for the future lighting of Perth was recognised by the Council at its meeting on **9 December 2014** when it adopted the Perth Lighting Strategy. The first objective in the delivery of the Lighting

Strategy Action Plan is the establishment of a Lighting Taskforce as a City convened working group.

This report describes the role of the Lighting Taskforce; its proposed membership; and seeks the inaugural appointment of an Elected Member.

LEGISLATION / STRATEGIC PLAN / POLICY:

**Integrated Planning
and Reporting
Framework
Implications**

Corporate Business Plan

Council Four Year Priorities: Perth at Night

A City that has a vibrant night time economy that attracts new innovative businesses and events and where people and families feel safe.

S13 Development of a healthy night time economy.

S14 Further improve safety and security.

The **Urban Design Framework 2029** was adopted by the Council to guide future strategies and projects that design and shape the capital city. The Lighting Strategy has been informed by this framework and responds to the following key aspects:

- Improving the sense of safety, vibrancy and liveability.
- Reinforcing the overall structure, image and legibility of the City.
- Expanding the night-time economy, events and activities.

DETAILS:

Schedule 6, the Lighting Taskforce Terms of Reference provides information for Elected Member's consideration regarding the suggested membership, roles of and meeting requirements for the City convened Working Group.

It is envisaged that the Taskforce should be small and comprise the necessary degree of political and business community influence, design skills, technical knowledge and environmental awareness. It should be chaired by someone who understands and will promote the broad benefits that good lighting design can bring to the capital city.

FINANCIAL IMPLICATIONS:

There are no direct financial implications related to this report.

COMMENTS:

Establishment of the Lighting Taskforce is one of the first steps required to start the coordinated implementation of the lighting strategy. With membership from within the City of Perth and key external city stakeholders, it is envisaged that the Taskforce will assist the City in setting priorities, promoting lighting and encouraging both private and public sectors to work towards the vision and objectives set out in the Lighting Strategy.

Council is requested to consider appointment of an Elected Member to a City convened Working Group, the Lighting Taskforce. One of the aims of the Taskforce is to appoint an Elected Member whose role would be as a 'champion' to ensure that lighting is maintained on the agendas of those organisations whose decisions affect the development of the night time economy of the City. The role would involve the promotion of high quality lighting initiatives with the business community, due to the fact that a large amount of the lighting in the city is the responsibility of the private sector.

Moved by Cr Limnios, seconded by Cr Butler

That Council:

- 1. notes the proposed establishment of a Lighting Taskforce;***
- 2. nominates Cr Limnios to be appointed to the Lighting Taskforce.***

The motion was put and carried

The votes were recorded as follows:

For: The Lord Mayor, Crs Adamos, Butler, Chen, Davidson, Harley, Limnios, McEvoy and Yong

Against: Nil

**150/15 WELLINGTON STREET ENHANCEMENT –
REPROGRAMMING OF WORKS, STAGE 2A, PHASE 1**

BACKGROUND:

FILE REFERENCE:	P1028417
REPORTING UNIT:	City Design Unit
RESPONSIBLE DIRECTORATE:	City Planning and Development
DATE:	24 March 2015
MAP / SCHEDULE:	Schedule 8 – Staging Design for Wellington Street Schedule 9 – MRA Offer Schedule 10 – Quantity Surveyor Estimate Schedule 11 – Cost Comparison Schedule 12 – Construction Diagram to KS1 and KS2

The Committee recommendation to the Council for this report was resolved by the Works and Urban Development Committee at its meeting held on 14 April 2015.

The Committee recommendation to the Council is the same as that recommended by the Officers.

On 26 June 2008, the City of Perth and the State Government signed the Link Project Implementation Deed that provided the framework for funding and implementing various works associated with lowering the railway, west of the Horseshoe Bridge. A key aspect of this agreement is the City funding enhancement works to Wellington Street, as follows:

- Stage 1 (between Elder and Little Milligan Street)
- Stage 2 (between Little Milligan and William Street)

Stage 1 was completed within budget and six months ahead of schedule. Since June 2012, the City's Project Team has been working closely with the Metropolitan Redevelopment Authority (MRA) and various state government agencies in developing detailed plans for the remainder for Wellington Street, in particular, Stage 2A between Little Milligan Street and King Street.

In June 2014, the Council accepted an offer from the MRA to construct Phase 1 of Stage 2A – essentially, the granite paved areas on the north side of Wellington Street, representing the interface between the private and public realm. Phase 1 was successfully completed within budget and program. It is noted that the scope of completed work did not include the footpath in front of sites KS1 and KS2.

The City has recently requested the MRA to provide a detailed price to complete the granite paving work in front of KS1 and KS2 as an extension to the current arrangements. Originally planned to be constructed as part of Stage 2B, this work would not occur until 2016/17. An opportunity now exists to execute the additional work as part of Stage 2A and have the footpaths fully operational to coincide with building completions and tenant occupation.

The MRA have now submitted a detailed price to undertake this additional work. This report provides the details of that offer, cost analysis and recommendations.

LEGISLATION / STRATEGIC PLAN / POLICY:

**Integrated Planning
and Reporting
Framework
Implications**

Corporate Business Plan

Council Four Year Priorities: Major Strategic Investments

S1 Ensure that major developments effectively integrate into the City with minimal disruption and risk

1.1 Coordination of interface with major projects and new precincts currently under construction (Elizabeth Quay, Perth City Link & Riverside) including logistics planning.

DETAILS:

Design Details

Detailed design and documentation was completed by City Design in 2014, based on the previously approved masterplan and construction details, materials and quality of Stage 1 Works (in front of Perth Arena). The 'palette' of streetscape elements for the KS1 to KS2 frontage includes:

- new granite kerbing to all footpaths;
- new granite paving on concrete base;
- new 'low speed' bi-directional cycle path;
- new street furniture; and
- new street tree planting.

The works form part of a continuous street frontage between the kerb and the edge of the two completed buildings on sites KS1 and KS2.

Overall Project Sequencing

Schedule 3 provides an overview to the sequencing of all works in Wellington Street as part of the Link Agreement. It is noted that the 51 metre section of footpath on the north side, east of King Street, is currently programmed to be constructed at the same time as Stage 2B – now estimated to be 2016/17.

Proposed Reprogramming

The potential benefits of bringing this section of the works forward are considered to include:

- 1. Traffic Management** Perth traffic has readjusted to the works in Wellington Street and it would be advantageous to retain the current systems and expertise to assist with the streetscape works on the north side.
- 2. Timing** Works would be completed on the north side by October 2015. This would bring practical completion forward by approximately two years from current programme.
- 3. Cost Savings** There are potential cost savings in constructing the north side extension by the MRA which has contractors already mobilised, specifically due to escalation.
- 4. Alignment with Developers Works** Having the MRA coordinate the construction of the north side footpath would improve the coordination between street works and property developer works that share a common boundary.
- 5. Public Safety** Access and egress to and from the new buildings on KS1 and KS2 will be safer than via a temporary crossing through construction works for two years.

The KS1 and KS2 construction sites currently have a work zone agreement with the City which comprises of a section of the existing northern verge spanning about 80m long up to King Street intersection. It is now feasible to construct the majority of this footpath (51m) in front of this development as part of Stage 2A Phase 1 extension.

FINANCIAL IMPLICATIONS:

ACCOUNT NO:	CW1113
BUDGET ITEM:	Wellington Street – Stage 2A: Little Milligan Street to King Street Streetscape Enhancement
BUDGET PAGE NUMBER:	20
BUDGETED AMOUNT:	\$4,430,618
AMOUNT SPENT TO DATE:	\$1,794,917
PROPOSED COST:	\$ 627,124 (\$481,931 - being MRA offer, plus other City of Perth costs)
BALANCE:	\$2,635,701

The current budget in 2015 identified for the proposed works will require a carry forward of capital funding into 2015/16.

All figures quoted in this report are exclusive of GST.

Cost Plan for Phase 1 Extension

The project team has received a quote from the MRA (Schedule 9) for construction of Phase 1 extension based on the detailed documentation prepared by the City of Perth. The City then engaged an independent Quantity Surveyor to prepare a cost estimate (Schedule 10) based on the same design plans in order to assist with assessing the offer from the MRA. A detailed comparison of prices is included as Schedule 11. The following table compares prices:

Item	MRA	QS
Construction Costs	\$451,931	\$461,000
Project Management Costs	\$30,000	\$30,000
Total	\$481,931	\$491,000

In addition to the civil works quoted by the MRA, there are other costs that make up the total project funding for Stage 2A, Phase 1 Extension, summarised as:

MRA Offer

Construction costs:	\$451,931
Project management costs:	\$30,000
	<u>\$481,931</u>

Other Budgeting (for City of Perth)

Re-mobilisation and CPI	\$25,340
Design/staff costs estimate:	\$71,660
Contingency (10%)	\$48,193
	<u>\$145,193</u>

Total project estimate for Stage 2A, Phase 1 Extension	\$627,124
---	------------------

Value for Money Assessment

By comparison with an independent QS estimate, the offer from the MRA is considered to represent value for money. In addition, it has been estimated that the probable savings to the City if the works are undertaken now are approximately \$40,000. (These savings represent the additional costs associated with constructing the works in 2016/17 including re-establishing traffic management, contractor re-mobilisation, escalation over two years and temporary lighting.)

Stage 2B (King Street to William Street)

Wellington Street Stage 2B has a total estimated budget of \$6,050,000 and is scheduled for 2016/17/18. Additionally, \$1,966,372 is being deferred for works relating to Stage 2A which have been delayed due to construction of major utility service infrastructure. This will be subject to further reporting on scope, budget and programme.

COMMENTS:

Under an agreement with the State Government regarding the implementation of the City Link Project, the City of Perth is responsible for specific enhancement works to Wellington Street.

The City has an opportunity to implement a portion of the northern side of Wellington Street ahead of schedule by accepting the offer from the MRA to build Stage 2, Phase 1 Extension at KS1 and KS2, commencing in July 2015.

In addition to time, this proposal brings benefits of cost, pedestrian and cyclist safety. Further, there is less disruption from changes to traffic management in Wellington Street.

Moved by Cr Limnios, seconded by Cr McEvoy

That Council:

- 1. agrees to reprogram approved works from Wellington Street Enhancement Stage 2B to complete the 51 metres long section of footpath on the north side of Wellington Street, in front of development sites KS1 and KS2, to better coincide with their completion dates;***
- 2. approves acceptance of the offer from the Metropolitan Redevelopment Authority (MRA) to undertake the works for \$481,931 (including project management) – representing an extension to the previous contract between the City and the MRA to build the granite footpath on the north side of Wellington Street;***

(Cont'd)

- 3. *authorises the Chief Executive Officer to negotiate and enter into an agreement with the MRA, based on their letter dated 12 March 2015, to execute the works as detailed above;***
- 4. *notes the following:***
 - 4.1 *this proposal is estimated to save the City of Perth approximately \$40,000 (based on quantity surveyor's estimate had the City re-mobilised the same scope of works at a later date);***
 - 4.2 *the estimated cost of the works is within the existing budget for Wellington Street for 2014/15;***
 - 4.3 *the scope of future works for Stage 2B will be adjusted down to reflect this reprogramming; and***
 - 4.4 *that appropriate communications about the continuation of works in Wellington Street will be undertaken with stakeholders.***

The motion was put and carried

The votes were recorded as follows:

For: The Lord Mayor, Crs Adamos, Butler, Chen, Davidson, Harley, Limnios, McEvoy and Yong

Against: Nil

**151/15 CHAMBER OF COMMERCE / BROOKFIELD MULTIPLEX
NORTH WEST TOUR – ATTENDANCE BY COUNCILLOR
JAMES LIMNIOS**

This Item was withdrawn by the Chief Executive Officer with the consent of the Presiding Member. (Detailed at Item 134/15).

152/15 MOTIONS OF WHICH PREVIOUS NOTICE HAS BEEN GIVEN

Nil

153/15 URGENT BUSINESS

Nil

154/15 CLOSE OF MEETING

6.14pm The Lord Mayor declared the meeting closed

**SCHEDULES
FOR THE MINUTES OF THE
COUNCIL MEETING
HELD ON
28 APRIL 2015**

SCHEDULE 1

Event Sponsorship Assessment Report Round One 2015 - 16

SCHEDULE 1

EVENTS

Event Sponsorship Evaluation Form

Applicant:	Targa West Pty Ltd
Event:	Quit Targa West
Date and Time:	13 – 16 August 2015
Location:	Perth and surrounds
Total Cost of Event:	\$699,500
Sponsorship Requested:	\$54,500
Sponsorship Recommended:	\$50,000

Background on Applicant:

Targa West Pty Ltd is a motoring event management company specialising in high profile motor sports events exclusively based in Western Australia. Quit Targa West has been held in Perth since 2005. The event is sanctioned and supported by the Confederation of Australian Motor Sport Inc. 2015 marks 11 years of the event and organisers have once again requested cash sponsorship for components of the 2015 event to be held in the City of Perth.

Summary of Event:

Quit Targa West is a four day tarmac rally with 100 classic and modern cars competing over 30 special rally stages in Perth and surrounds. 2015 will be the tenth anniversary of the event. The event travels through Kalamunda, Toodyay, Malaga and Bullsbrook and finishes in a Super Stage in the city. The following components will take place in the City of Perth:-

Pre-event Car Display, Murray Street Mall, Thursday 23 July 2015

Quit Targa West displays a number of vehicles in the heart of the city a few weeks prior to the event to raise public awareness and the profile of the event.

Ceremonial Start, Forrest Place and Murray Street Mall – Thursday 13 August 2015

The official ceremonial start includes car displays and allows the public to see 100 rally cars drive out to start the rally event. In 2013 this component of the event was moved from a Friday morning to a Thursday with cars assembling mid-morning and the first car departing at 1.00pm. This shift in time has allowed a greater attendance over the past two years.

SCHEDULE 1

Northbridge Show'n'Shine, Lake and James Streets – Friday 14 August 2015

The Northbridge Show'n'Shine will again be held on a Friday night on Lake and James Streets in Northbridge. The event is a display of rally cars from the event and attracts approximately 5,000 spectators. Surrounding restaurants advise that the event historically provides one of the biggest trading nights of the year for them.

Grand Finale City of Perth Super Stage – Sunday 16 August 2014

The Super Stage in the city is the final stage of the rally and also includes exotic, classic and historical race car sprints and displays. The City of Perth Super Stage is historically set against the backdrop of Riverside Drive. This component attracted an estimated 6,000 spectators to the City in 2014. In 2015 the Super Stage will be held in Supreme Court Gardens as Langley Park is unavailable. In 2016 the stage will return to Langley Park.

Organisers anticipate a total attendance of 35,000 over the whole event, with the City components attracting the highest attendance.

New event components

In 2014 organisers introduced a "Rookie Rally" event - a scaled down version of the rally over two days and offered to competitors at a reduced price. This initiative was introduced to boost competitor numbers for the event and to encourage competitors for the future. The 2014 event also reintroduced a Chattering stage and created a new night stage in Malaga in response to competitors request for a night stage.

The official accommodation venue for the event is the Hyatt Regency Hotel where the official gala dinner for 500 people is held. In 2015 the official rally headquarters and overnight Parc Fermé moved to the Tatersalls Bowling and Recreation Club in the city. This was a strategy on behalf of the event organisers, to encourage more competitors, crew and families to utilise city accommodation for the event.

The event receives media coverage in local press and television news, as well as the nationally broadcast event documentary (proposed to run on OneHD, Ch7 or 7Mate). The documentary will also be broadcast internationally in the United States, France, New Zealand and the United Kingdom. Organisers estimate that media coverage for the 2015 event will exceed \$800,000 in value.

Funding

The total cost of the event is \$699,500. Organisers have requested cash sponsorship of \$54,500 (8% of the total cost of the event).

City of Perth Parking has supported the event through a contra agreement with event organisers since 2013. CPP provides the use of the Terrace Road carpark for the event, in return for advertising of CPP carparks and promotion of the CPP app. In 2014 the value of this support was approximately \$17,000.

SCHEDULE 1

Targa West has been supported by the City since 2005. The City increased its level of sponsorship in 2010 when the City Super Stage was introduced. The following table shows the City's support for the event since 2010:-

Year	Amount
2010	\$50,000
2011	\$51,300
2012	\$53,000
2013	\$54,500
2014	\$54,500
2015 (requested)	\$54,500
(recommended)	\$50,000

Organisers also receive funding for the event from Healthway, Killarnee, Shannon's Insurance, the Shire of Toodyay, the Shire of Chittering, the City of Swan, Shire of Kalamunda and other corporate sponsors.

Event Sponsorship Comparison

Year / Event	Amount	Attendance	Subsidy
Chinese New Year Fair 2014	\$60,000	60,000	\$1.00
Open House Perth 2014	\$40,000	28,500	\$1.40
Quit Targa West (recommended)	\$50,000	35,000	\$1.43

Eligibility for Sponsorship:

Criterion	Satisfied
The total value of the event exceeds the sponsorship requested.	Yes
The event takes place within a public space in the City.	Yes

Assessment of Application (Events):

1. Contributes towards the achievement of one or more of the City's marketing objectives:

- to position the city as a city of regional and international significance;
- to increase visitation to the city;
- to increase economic investment in the city;
- to create a vibrant, energetic 24 hour city.

Quit Targa West has a national profile and receives national and international media coverage. The event will increase visitation to the city, encourage use of the city's public spaces and increase economic investment in the city. The event will increase activity and tourism in the city over a number of days. Restaurants in the vicinity of the Northbridge Show'n'Shine advise that the event historically provides them one of their biggest trading nights of the year.

SCHEDULE 1

2. Encourages use of public spaces.

The event will be held on Northbridge streets, in Murray Street Mall and in Forrest place. The City of Perth Super Stage will be held on Langley Park and Perth Streets.

3. Preference will be given to events which provide free attendance.

All elements of the event are free for the public to attend.

4. Preference will be given to events which will be held exclusively in the city.

The event will not be held exclusively in Perth, however the sponsorship application is for the City components only. Organisers advise that the City components attract the largest audiences.

5. Benefits to be provided to the City:

Organisers will provide the following benefits for the recommended sponsorship of \$50,000:-

- the event to be listed on the Perth City website;
- co-naming rights to the City stage as the “Killarnee City of Perth Super Stage”;
- an opportunity for the City to display signage at the event;
- the support of the city of Perth to be acknowledged in all media and promotional material;
- the support of the City of Perth to be acknowledged in social media for the event;
- the City of Perth logo to appear on event advertising, posters, roadbooks, the start and finish archway on the event website;
- City of Perth advertisements in the event documentation provided to all competitors and crew;
- the City of Perth to receive a 30 second TV commercial on the official event DVD;
- eighteen invitations for Elected Members and their guests to be invited to attend relevant event functions;
- the Lord Mayor, or representative, to be invited to officiate at a number of high profile event functions;

6. Additional benefits to be provided:

Organisers advise that they will provide the same level of benefits to the City for the requested cash sponsorship of \$54,500.

Comments:

Quit Targa West is a high profile rally event with components held in the city. It is the largest car rally which occurs in the city. Organisers advise that the city components are the most highly attended over the whole event. The

SCHEDULE 1

event increase activity and tourism in the city, and provides economic benefit for local businesses. Northbridge businesses advise that the Show'n'Shine event is one of their biggest trading nights of the year. The event receives national and international media coverage and helps to position Perth as a premier destination for entertainment and tourism. Cash sponsorship of \$50,000 is recommended.

SCHEDULE 1

Event Sponsorship Evaluation Form

Applicant:	Open House Perth
Event:	Open House Perth
Date and Time:	7 – 8 November 2015
Location:	Various
Total Cost of Event:	\$250,000
Sponsorship Requested:	\$45,000
Sponsorship Recommended:	\$45,000

Background on Applicant:

Open House was founded in London in 1992. It is now held in more than 35 cities including New York, Barcelona, Chicago, Melbourne and Rome. Open House is an international family of cities with a common goal to advocate good design to the public by unlocking the door to the City's best architecture and design.

Open House Perth opens great design projects in the city to the general public, free of charge. The annual weekend event includes events, tours, talks, competitions and exhibitions and includes a junior program and installation activities open for public participation. The event is committed to showcasing great design, and complements the weekend with a series of pop up and speaker events.

Summary of Event:

Open House Perth will be held across various locations from 7 to 8 November 2015. The focus of Open House Perth is to provide a better understanding of architecture and design in the city. In 2015, Open House Perth destinations will include a range of residential, commercial, hospitality, civic and performance spaces showcasing world class design projects.

The event was first held in Perth in 2012 with 56 destinations and events open to the public, including the opening of Perth Arena. In 2015 organisers anticipate a programme of over 70 destinations open to the public as part of the event.

The 2015 event will include the following components:-

- official media launch;
- official event launch;
- Open House Perth junior program;

SCHEDULE 1

- Love Your City program;
- a speakers series of events to be held in the lead up to the event, including presentations from architects;
- volunteer events.

The event plans to include the several new high profile city developments as key attractions for 2015. The inclusion of such major developments will substantially increase the city's representation in 2015. Open House will open destinations in the Perth CBD over both event days, however there will be a greater emphasis placed on the Sunday which will be promoted as the city day, and is expected to be the biggest day for the event.

Since its inception in 2012, Open House Perth destinations have received approximately 105,000 visits and conducted around 3,500 guided tours. The event has received annual media coverage across TV, radio, newspaper, websites, blog editorials and magazines.

Organisers anticipate an attendance of 35,000 at the event with an additional 5,000 attending pop up events in the lead up to the Open House weekend.

In 2015 Open House Perth will increase their marketing budget to expand the events presence on signage, billboards and city banners.

Funding

The total cost of the event is \$250,000. Organisers have requested cash sponsorship of \$45,000 for the event (18% of the total cost of the event). This represents a \$5,000 increase on the amount provided in 2014. Organisers have requested the increased sponsorship to assist with the provision of pop up events and to increase the events exposure in a national and international level.

Organisers advise that should they be unsuccessful in securing sponsorship from the city, the event would continue, however the scale of the event and its propensity to boost local industry, retailers and food and beverage providers would be impacted.

Open House Perth is seeking additional sponsorship from Lotterywest, MRA, the City of Vincent, architecture and design practices, building industry sponsors and building product suppliers. Organisers are also in negotiations with previous sponsors and partners.

The following table shows the City's previous support for the event:-

Year	Amount	Attendance
2012	\$30,000	47,640
2013	\$40,000	27,500
2014	\$40,000	28,500

SCHEDULE 1

The 2012 attendance numbers were boosted by the inclusion of the large capacity Perth Arena opening.

Event Sponsorship Comparison

Year / Event	Amount	Attendance	Subsidy
Quit Targa West 2014	\$54,500	35,000	\$1.56
Open House 2015 (recommended)	\$45,000	40,000	\$1.13

Eligibility for Sponsorship:

Criterion	Satisfied
The total value of the event exceeds the sponsorship requested.	Yes
The event takes place within a public space in the City.	Yes

Assessment of Application:

1. Contributes towards the achievement of one or more of the City's marketing objectives:

- to position the city as a city of regional and international significance;
- to increase visitation to the city;
- to increase economic investment in the city;
- to create a vibrant, energetic 24 hour city.

The event increases visitation to the city and creates vibrancy in the city. The event increases economic investment in the city, with attendees likely to visit several locations over the course of the event and to visit surrounding businesses.

Key outcomes of the 2014 event were:-

- over 28,500 visits to Open House destinations;
- over 1,500 guided tours over the weekend;
- over 70 destinations and events;
- a combined website, social media and e-news audience of over 80,000.

2. Encourages use of public spaces.

The event activates key public spaces in the city, including Forrest Place, the Cultural Centre, and city laneways. Whilst the event does not take place exclusively in public spaces, the core of the event is the opening of private spaces to the public.

3. Preference will be given to events which provide free attendance.

The event is free to the public to attend.

SCHEDULE 1

4. Preference will be given to events which will be held exclusively in the city.

The majority of the event will be held in the City of Perth. There are a small number of destinations which are outside the city. Organisers estimate that 85% of the event is held within the City of Perth.

5. Benefits to be provided to the City:

Organisers will provide the following benefits for cash sponsorship of \$45,000:-

- the City of Perth logo to appear on the large screen at the Perth Cultural Centre over the course of the event;
- the City of Perth logo to appear on volunteers uniforms,
- the City of Perth logo to appear on digital presentations at the event launch and volunteer events ;
- the City of Perth logo to receive preferential placement on the event website;
- the City to receive exposure through monthly social media coverage in the lead up to the event with content to be provided by the City of Perth;
- the City to receive exposure through a monthly sponsorship profile in the event e-newsletter, with content to be provided by the City of Perth;
- an opportunity for the City to provide promotional material for VIP packs for the event launch;
- the support of the City of Perth to be verbally acknowledged at the event launch, all volunteer events and all speakers events;
- the City to receive a full page advertisement in the Open House publication;
- an opportunity for naming rights for the City to a Love Your City or junior event activity;
- all events in the Speaker Series to be located in a City location or to receive co-naming rights;
- one City of Perth representative to be appointed to the Open House Perth board for the term of the sponsorship;
- one City of Perth representative to have an opportunity to speak at Volunteer Events;
- an opportunity for one City representative to speak about City of Perth Projects as part of the Speaker Series;
- ten invitations for City of Perth representatives to attend the event launch;
- fifteen VIP passes for City of Perth representatives to attend events over the weekend;
- five invitations for City of Perth representatives to attend Speaker Series events;
- a City of Perth representative to form part of the judging panel for the Instagram photo-competition;
- City of Perth naming of up to four prizes for the Instagram Photo competition.

SCHEDULE 1

- nine VIP invitations for the Elected Members to attend the event;
 - the Lord Mayor, or representative, to be invited to launch the event;
 - nine VIP invitations for Elected Members to attend pop-up speaker events.
-

Comments:

Open House Perth attracts a large audience to public and privately owned spaces across Perth over the course of two days. The event ties in with a number of City of Perth strategies including the Affordable Housing Project, activation of under-utilised spaces and Sustainable City Design. The event will provide an emphasis on city developments with the Sunday promoted as the City day. Cash sponsorship of \$45,000 is recommended.

SCHEDULE 1

Event Sponsorship Evaluation Form

Applicant:	Temple of Fine Arts
Event:	Swan Festival of Lights
Date and Time:	6 – 8 November 2015, 5.00pm to 10.00pm
Location:	Langley Park
Total Cost of Event:	\$884,500
Sponsorship Requested:	\$75,000
Sponsorship Recommended:	\$30,000

Background on Applicant:

The Temple of Fine Arts Incorporated has presented the Swan Festival of Lights since 2008. The Temple of Fine Arts is a not-for-profit association run by volunteers, which seeks to serve the community through the arts. The Temple of Fine Arts promotes performing and visual arts and encourages the exchange of ideas between different cultural groups.

Summary of Event:

The Swan Festival of Lights will be held from Friday 6 to Sunday 8 November 2015, on Langley Park. The event is an alcohol-free family friendly multicultural festival running from 5.00pm to 10.00pm over three days. The festival includes:-

- performances by local and international artists;
- craft and activity stalls;
- food and beverage stalls;
- healthy living workshops;
- music, dance, art and craft workshops;
- cooking demonstrations;
- nightly cultural performances;
- afternoon workshops;
- fireworks at the end of each night.

The festival is free to the public to attend. The event culminates on Deepavalli – a traditional Indian festival of lights. Deepavalli is traditionally a community wide celebration and the Swan Festival of Lights continues this theme by including a range of local performing artists from a range of WA ethnic communities. In addition organisers plan for the Festival to feature a number of high calibre international artists including world Dr L Subramaniam (world-renowned classical and fusion violinist) and Ustad Usman Khan (Indian Sitar maestro). In 2015 organisers also plan to include a special collaborative work including local Aboriginal, Indian and African musicians and dancers.

SCHEDULE 1

Organisers work with the Bell Tower and Annalakshmi on Swan for the event, with Annalakshmi on Swan being the sole supplier of food.

Since 2010 the event has been raising funds for community and charitable organisations such as the David Wirrapanda Foundation, Starlight Foundation and Communicare through the sale of Candles for Charity.

The event has grown in attendance from 3,000 at its inception in 2008, to 30,000 in 2013 and 2014. Organisers anticipate an attendance of 35,000 at the event in 2015.

Funding

The total cost of the event is \$884,500. Organisers have requested cash sponsorship of \$75,000 (8% of the total cost of the event). The City has supported the event since 2009 with cash sponsorship as follows:-

Year	Sponsorship
2009	\$15,000
2010	\$10,000
2011	\$9,990
2012	\$10,000
2013	\$30,000
2014	\$30,000

Organisers are seeking funds from the Office of Multicultural Interests, Lotterywest, Healthway, MRA and the Department of Immigration and Citizenship, as well as corporate sponsors.

For the last two years event organisers have requested a high level of cash sponsorship from the City (\$75,000). Organisers advise that sponsorship at this level will address budgetary concerns which the organisation faces annually for the event. The City has not recommended cash sponsorship at this level as the scale and profile of the event are not in line with other events which receive this level of support from the City. Cash sponsorship of \$30,000 is recommended based on comparison with events of a similar scale.

Event Sponsorship Comparison

Event/Year	Amount	Attendance	Subsidy
Perth Chinese New Year 2014	\$60,000	60,000	\$1.00
<i>Swan Festival of Lights (requested)</i>	<i>\$75,000</i>	<i>35,000</i>	<i>\$2.14</i>
<i>(recommended)</i>	<i>\$30,000</i>		<i>\$0.86</i>

Eligibility for Sponsorship:

Criterion	Satisfied
The total value of the event exceeds the sponsorship requested.	Yes
The event takes place within a public space in the City.	Yes

SCHEDULE 1

Assessment of Application:

1. Contributes towards the achievement of one or more of the City's marketing objectives:

- to position the city as a city of regional and international significance;
- to increase visitation to the city;
- to increase economic investment in the city;
- to create a vibrant, energetic 24 hour city.

The event contributes to several of the City's marketing objectives. The event will increase visitation to the city with an estimated 35,000 people attending the event over three days. The Festival will create vibrancy in the city. The event may provide some economic benefit for businesses, within the city. Organisers work with the Bell Tower and Annalakshmi on Swan for the event, with Annalakshmi on Swan being the sole supplier of food.

2. Encourages use of public spaces.

The event will be held in Langley Park.

3. Preference will be given to events which provide free attendance.

The event will be free to the public to attend and the entertainment components of the event are free. Food and beverages will be available to purchase at the event.

4. Preference will be given to events which will be held exclusively in the city.

The event will be held exclusively in the city.

5. Benefits to be provided to the City:

Organisers will provide the following benefits for cash sponsorship of \$30,000:-

- the event to be listed on the Perth City website;
- the City of Perth crest to appear prominently in all event material;
- a hyperlink from the event website to the Perth City website;
- the city of Perth to display signage at the event;
- the support of the City of Perth to be verbally acknowledged by the MC at the event;
- the City of Perth crest to be included on large screens at the event;
- the support of the City of Perth to be acknowledged in radio advertising and media interviews where possible;

SCHEDULE 1

- nine invitations for Elected Members to attend the event as VIPs;
- the Lord Mayor, or representative, to be invited to speak at the event;
- a VIP invitation for the Lord Mayor to participate in the opening ceremony of the event.

In addition it is recommended that the following condition be placed on sponsorship of the event:-

- The final sponsorship payment to be withheld until all City fees and charges have been paid in full.

6. Additional benefits to be provided:

Organisers will provide the following additional benefit for the requested sponsorship of \$75,000:-

- the City to be acknowledged as a key supporter of the event with the by-line “supported by the City of Perth” on all event promotion and advertising.

Comments:

The Swan Festival of Lights has been held in the City since 2008. In 2013 the event received an increase in the level of sponsorship provided to bring the sponsorship into line with that provided to other events of a similar scale. The event is estimated to attract more than 35,000 people to the city and is free to the public to attend. Cash sponsorship of \$30,000 is recommended with the condition that reserve hire payment is made prior to the event.

SCHEDULE 1

Event Sponsorship Evaluation Form

Applicant:	Scitech
Event:	Perth Science Festival
Date and Time:	15 – 16 August 2015
Location:	Perth Cultural Centre
Total Cost of Event:	\$222,535
Sponsorship Requested:	\$61,550
Sponsorship Recommended:	\$30,000

Background on Applicant:

Scitech is a not for profit organisation whose mission is to increase awareness, interest, capability and participation by all Western Australians in science, technology, engineering and mathematics. Scitech have requested cash sponsorship for the Perth Science Festival 2015 on behalf of the WA National Science Week Coordinating Committee (the Committee).

The Committee consists of representatives of the four public universities, Engineers Australia, the State Government of Western Australia (Office of Science and the Department of Parks and Wildlife), the WA Museum, the State Library of WA, the Central Institute of Technology and CSIRO. The Committee is chaired by Scitech and is responsible for the coordination of National Science Week in Western Australia. National Science Week attracts more than 1 million participants across the country each year.

Summary of Event:

The Perth Science Festival is a free community science-focused event to be held from 15 – 16 August 2015 from 8.30am to 7.00pm. The event will launch National Science Week 2015 in WA.

The festival will be held in a series of marquees located in the Perth Cultural Centre. Shows will be held on two stages located at the James Street Amphitheatre and the Wetland Stage. Nearby venues will add to the festival with events such as Science Story Time (State Library of WA, Tunnel Tours (Central Institute of Technology) and WA Museum events.

Science shows and demonstrations will be held on a large central stage. Expo-style stalls will offer hand-on activities, exhibits and opportunities for the public to meet scientists and science communicators. The large screen in the Cultural Centre will display a variety of science content developed in

SCHEDULE 1

collaboration with the Metropolitan Redevelopment Authority. Proposed artists and entertainment currently include:-

- Scitech;
- Bizurcus;
- Dr Sketchy's Science Show;
- face painters and balloon twisters;
- petting zoos;
- Costa Georgiadis;
- Dr Chris Smith;
- Ben Britton (Nat Geo Wild).

The 2014 event was well attended with an estimated 10,000 people attending the event over the course of the day. In 2015 the event will be expanded to run over two days with an adult focus on the Saturday evening. The adult evening will feature a mix of science and art to entertain and inspire and will include a pop-up bar in the urban orchard. The organisers plan to integrate light shows in the evening to recognise 2015 as the International Year of Light.

Organisers expect an attendance of 15,000 across the two days of the event.

Funding

The total cost of the event is \$222,535. Organisers are seeking cash sponsorship of \$61,550 (28% of the total cost of the event). The City provided cash sponsorship of \$30,000 for the 2014 event. Organisers have requested an increased level of sponsorship for 2015 as they plan to run the event over two days. Organisers have secured funds from the Commonwealth Department of Industry, Scitech, the four public universities and Engineers Australia and are also seeking financial support from other sponsors and funding bodies.

Organisers advise that should they be unsuccessful in securing the increase in funding for 2015, the event will still run over two days and they will look for other additional funding as well as making changes to simplify the format of the event.

Event Sponsorship Comparison

Year / Event	Amount	Attendance	Subsidy
Open House Perth 2014	\$40,000	28,500	\$1.40
IGA Carols by Candlelight 2014	\$36,015	9,000	\$4.00
<i>Perth Science Festival 2015</i> (requested)	\$61,550	15,000	\$4.10
(recommended)	\$30,000		\$2.00

Eligibility for Sponsorship:

Criterion	Satisfied
The total value of the event exceeds the sponsorship requested.	Yes
The event takes place within a public space in the City.	Yes

SCHEDULE 1

Assessment of Application (Events):

1. Contributes towards the achievement of one or more of the City's marketing objectives:

- to position the city as a city of regional and international significance;
- to increase visitation to the city;
- to increase economic investment in the city;
- to create a vibrant, energetic 24 hour city.

The event will increase visitation to the city, encourage use of the City's public spaces and provide economic benefit to businesses within the area. The festival will provide entertainment to the local community and promote Perth as a key destination for National Science Week in WA. The event will increase visitation to the city with an estimated 15,000 people attending the event.

2. Encourages use of public spaces.

The event is to be held in the Perth Cultural Centre.

3. Preference will be given to events which provide free attendance.

The event is free to the public to attend. All shows and activities will be free to the public.

4. Preference will be given to events which will be held exclusively in the city.

The event will be held exclusively in the city.

5. Benefits to be provided to the City:

Organisers will provide the following benefits for the recommended cash sponsorship of \$30,000:-

- the event to be listed on the Perth City website;
- the City of Perth logo to appear on promotional material including National Science Week event flyers, promotional tickets, mail out letter and event banners;
- the City to be verbally acknowledged as a key sponsor at the event;
- the City of Perth logo to appear on all event signage;
- the support of the City of Perth to be acknowledged in all media interviews in the lead up to and during the event;
- the support of the city to be acknowledged via social media;
- an opportunity for the City of Perth to have a science-printed stall at the event free of charge;
- nine VIP invitations for Elected members to attend the event;

SCHEDULE 1

- the Lord Mayor, or representative, to be invited to speak at the event.

6. Additional benefits to be provided:

Organisers advise that should they receive cash sponsorship at the requested level of \$61,550, the same benefits will apply.

Comments:

The Perth Science Festival was a new addition to the City's annual calendar of events in 2014. It is free to the public to attend and attracts a large number of people to the city. In 2015 the event will expand to be held over two days, increasing the audience for the event. Organisers have partnered with surrounding businesses and the event is likely to provide economic impact for businesses in the area. Cash sponsorship of \$30,000 is recommended for the event.

SCHEDULE 1

Event Sponsorship Evaluation Form

Applicant:	Pink Tank Events
Event:	Miss Universe 2016 Registration Day
Date and Time:	Sunday 18th October 2015, 12.00 to 4.00pm
Location:	Forrest Place
Total Cost of Event:	\$64,117
Sponsorship Requested:	\$25,000
Sponsorship Recommended:	\$20,000

Background on Applicant:

Pink Tank Events is a corporate events company which owns the Miss Universe Western Australian Preliminary and The Royal Queensbury Corporate Championship. Pink Tank Events has partnered with numerous luxury brands including Sunseeker Australia, Tiffany & Co, U-Boat Italia, Ferrari and Maserati to present a range of events. The organisation has delivered Miss Universe WA since 2009. The event is sanctioned and supported by Miss Universe International Pty Ltd.

Summary of Event:

The Miss Universe 2016 Registration Day is to be held on Saturday 18 October 2015 from 12.00pm to 4.00pm. The event is the official launch of the Miss Universe WA program, in which the top 70 contestants are chosen from over 500 entrants across WA.

The event is the registration and the first in the series of the lead up events to Miss Universe 2016. The Miss Universe 2016 Registration Day will take place on the Forrest Place stage with females aged between 17 and 27 parading before a panel of six judges, hoping to secure a spot in the Miss Universe WA Top 70.

As well as the parade component of the event, a DJ will provide live entertainment and organisers will hand out gift bags to event attendees. On stage workshops will also be held over the course of the afternoon.

Finalists selected at the registration day secure a spot in a six month self-development program where they undertake activities such as:-

- fundraising for local charities;
- a fitness program;
- nutrition seminars;
- personal image workshops;
- posture and presentation workshops.

SCHEDULE 1

Event organisers advise that over the past five years, the event has attracted more than 400 entrants annually, as well as between 3,000 and 5,000 spectators each year. Previous winners of Miss Universe WA have gone on to be crowned with the overall Miss Universe Australia title at the national finals. Organisers are negotiating for the Miss Universe competition's International Final to come to Perth in 2017 and are looking to grow the profile of the event in the lead up to this.

Organisers partner with 92.9 to advertise the event with extensive ad placements several weeks prior to the event, as well as running on air promotions with the stations breakfast team. Planned promotion also includes a large social media campaign and print advertising in the West Australian

The West Australian newspaper supports the event with advertising and editorial support. The City has supported the event since 2009. The following table shows the City's support for the event since 2009:-

Year	Amount
2009	\$10,000
2010	\$10,000
2011	\$25,000
2012	\$20,000
2013	\$25,000
2014	\$18,750

The event was given a substantial increase in sponsorship on 2011 as it was held on the Queen's Birthday public holiday for the first time and formed part of the City's retail activation strategy for that day. Sponsorship at that level was conditional on the event being held on the public holiday to attract shoppers into the city. In 2012 the event was held on a Sunday and in 2013 the event was again held on the Queen's Birthday Public Holiday. Funding was provided at a lower level in 2014 as the sponsorship round was highly competitive.

Funding

The total cost of the event is \$64,117. Organisers have requested cash sponsorship of \$25,000 (39% of the total cost of the event). Cash sponsorship of \$20,000 (31% of the total event cost) is recommended.

As in previous years, organisers will seek sponsorship from local businesses for heat and parade components of the campaign.

Event Sponsorship Comparison

Year / Event	Amount	Attendance	Subsidy
Perth Science Festival 2014	\$30,000	10,000	\$3.00
<i>Miss Universe 2016 Registration Day (requested)</i>	<i>\$25,000</i>	<i>5,400</i>	<i>\$4.63</i>
<i>(recommended)</i>	<i>\$20,000</i>		<i>\$3.70</i>

SCHEDULE 1

Eligibility for Sponsorship:

Criterion	Satisfied
The total value of the event exceeds the sponsorship requested.	Yes
The event takes place within a public space in the City.	Yes

Assessment of Application (Events):

1. **Contributes towards the achievement of one or more of the City's marketing objectives:**

- to position the city as a city of regional and international significance;
- to increase visitation to the city;
- to increase economic investment in the city;
- to create a vibrant, energetic 24 hour city.

The event creates vibrancy in the city and adds to entertainment options in the city. The event may increase economic investment in the city with attendees visiting surrounding retailers. Organisers work with local businesses and retailers to provide activation and demonstrations at the event. The event may assist with positioning the city as a city of regional and international significance as it is the regional part of a national and international competition.

2. **Encourages use of public spaces.**

The event is held in Forrest Place.

3. **Preference will be given to events which provide free attendance.**

The event is free to the public to attend.

4. **Preference will be given to events which will be held exclusively in the city.**

The Registration Day will be held exclusively in the city. Heats will be held in regional centres and select suburban areas throughout WA.

5. **Benefits to be provided to the City:**

Organisers will provide the following sponsorship benefits for the recommended cash sponsorship of \$20,000:-

- the event to be listed on the Perth City website;
- naming rights to the event as the "City of Perth Miss Universe Registration Day";
- an opportunity for the City to display signage in prominent locations at the event;

SCHEDULE 1

- the City of Perth crest to appear on the event website with a hyperlink to the Perth City website;
- the support of the City of Perth to be verbally acknowledged through announcements at the event;
- the support of the City of Perth to be recognised through social media in the lead up to the event;
- the City of Perth to receive acknowledgement and support throughout the suite of Miss Universe WA events, from October 2015 to April 2016;
- the City of Perth logo to appear on the official media backdrop at all Miss Universe WA 2016 events;
- city retailers to be promoted with promotional flyers in goodie bags handed out at the event;
- eighteen invitations for Elected members and their guests to attend the event as VIP's;
- the Lord Mayor, or representative, to be invited to attend the event as a guest judge.

6. Additional benefits to be provided:

The City will negotiate with organisers any additional benefits to be provided for the requested cash sponsorship of \$25,000.

Comments:

Miss Universe is an international competition. The Miss Universe WA Registration Day event has been held in the city since its inception in 2009. The event attracts approximately 5,000 people, however the City's support is recognised across the range of Miss Universe WA events, held from October 2015 to April 2016. Cash sponsorship of \$20,000 is recommended.

SCHEDULE 1

Event Sponsorship Evaluation Form

Applicant:	Trievents
Event:	Santos Great Bike Ride
Date and Time:	22 November 2015, 5.30am – 12.00 noon
Location:	Hay Street Mall to Ozone Reserve
Total Cost of Event:	\$499,200
Sponsorship Requested:	\$21,000
Sponsorship Recommended:	\$21,000

Background on Applicant:

The Santos Great Bike Ride for Charity is owned by the Rotary Club of Perth and run by TriEvents on behalf of St John of God Horizon House and Hope for Children.

The Rotary Club of Perth has members from many of WA's leading businesses and organisations who share a passion for making a difference to both the local, national and international community, through high profile fund raising projects.

TriEvents has delivered a number of events within the city including the HBF Run for a Reason, the City of Perth Triathlon (2006 – 2012) and the City of Perth Festival of Sport (2011). The Great Bike Ride was established by the Rotary Club of Perth in 2004 and is modelled on bike rides such as the Sydney to Wollongong (Sydney), Around the Bay (Melbourne), and the London to Brighton (United Kingdom). The event is managed by TriEvents.

Summary of Event:

The Santos Bike Ride will be held on Sunday 22 November 2015 from 5.30 am to 12.00 noon. The event is a family friendly community cycle tour which includes a 10km family ride, a 53km ride, and a 98km ride. The rides will start on Hay Street Mall and finish on Riverside Drive, with the event village to be held at Ozone Reserve. The event also includes a corporate challenge, which aims to encourage city-based businesses to enter teams and drive staff participation.

The ride is a fundraiser generating funds for Hope for Children, Heart Foundation and Horizon House. Participants in the event have the chance to fundraise on behalf of any of the three charities.

SCHEDULE 1

Organisers advise that in 2015 they are developing new initiatives to attract new cyclists, including training programs, social cycling opportunities and event cycling groups in the lead up to the event.

The event village on Ozone Reserve will include corporate marquees, a live band, café, bouncy castle and face painters with Nova FM providing live entertainment.

In 2013 several changes were made to the event including a new start line, new long distance course, new compulsory event jerseys and a new charity fundraising initiative. Compulsory event jerseys were introduced for the event to allow participants to be clearly identified and to prevent unregistered riders from participating in the event.

Organisers anticipate that the 2015 event will attract approximately 3,000 riders and 2,000 spectators.

The following table shows the City's previous support for this event.

Year	Amount
2009	\$20,000
2010	\$20,400
2011	\$20,930
2012	\$21,000
2013	\$21,500
2014	\$16,875

Funding

The total cost of the event is \$499,200. Organisers have requested cash sponsorship of \$21,000 (4% of the total cost of the event). The level of cash sponsorship provided to the event by the City dropped in 2014 as there was significant competition for sponsorship funds.

Organisers are seeking additional corporate and media sponsors for the event.

Event Sponsorship Comparison

Year / Event	Amount	Attendance	Subsidy
Freeway Bike Hike for Asthma 2014	\$30,780	9,000	\$3.42
<i>Santos Great Bike Ride (requested)</i>	\$21,000	5,000	\$4.20

Eligibility for Sponsorship:

Criterion	Satisfied
The total value of the event exceeds the sponsorship requested.	Yes
The event takes place within a public space in the City.	Yes

SCHEDULE 1

Assessment of Application (Events):

1. Contributes towards the achievement of one or more of the City's marketing objectives:

- to position the city as a city of regional and international significance;
- to increase visitation to the city;
- to increase economic investment in the city;
- to create a vibrant, energetic 24 hour city.

The event will increase visitation to the city and encourage use of the city's public spaces. The event will increase activity and tourism within the city and provide entertainment for the local community.

2. Encourages use of public spaces.

The event will commence on Murray Street Mall and finish in Ozone Reserve.

3. Preference will be given to events which provide free attendance.

There is a registration fee for participants. The event is free for spectators to attend.

4. Preference will be given to events which will be held exclusively in the city.

The event starts and finishes in the City of Perth with the event village and core event activities held within the city. Due to the event distances, the ride cannot be held exclusively in the City of Perth.

5. Benefits to be provided to the City:

Organisers will provide the following sponsorship benefits for cash sponsorship of \$21,000:-

- the City of Perth to receive naming rights to the event village as "The City of Perth Event Village";
- the City of Perth logo to appear on all marketing materials including the TVC and all outdoor advertising. ;
- the City of Perth logo to appear on the start and finish gantry for the event and the Event Village entry gantry;
- City of Perth signage to be displayed at the event;
- the City of Perth logo to appear on the event website homepage and the sponsors page with a hyperlink to the Perth City site;
- an opportunity for the city to provide product display/ sampling at the event village;
- the support of the City of Perth to be verbally acknowledged by the MC at the event;

SCHEDULE 1

- an opportunity for the City to provide PA announcements to be aired at the event;
- the City to provide a 30 second TVC to be shown on the big screen at the event;
- an opportunity for the City to include promotional material in participant race packs;
- the City of Perth to receive five free entries to the event;
- nine invitations for Elected Members to attend the event launch;
- five invitations for Elected Members to attend the VIP function at the event;
- the Lord Mayor, or representative, to be invited to officially start the event.

Comments:

The Santos Great Bike Ride for Charity is a mass participation cycling event. The event will increase visitation to the City and offers a high level of sponsorship benefits for the requested sponsorship. Cash sponsorship of \$21,000 is recommended.

SCHEDULE 1

Event Sponsorship Evaluation Form

Applicant:	Italian Chamber of Commerce and Industry in Australia – Perth
Event:	Perth Italian Wine and Food Festival
Date and Time:	Sunday 13 September 2015
Location:	Perth Town Hall
Total Cost of Event:	\$91,000
Sponsorship Requested:	\$10,000
Sponsorship Recommended:	\$3,032

Background on Applicant:

The Italian Chamber of Commerce and Industry in Australia – Perth (ICCI) has been operating for 26 years. The organisation aims to promote trade links between Italy and Western Australia, and to cater for the interests of business people within and outside the local Italian community.

The Chamber promotes understanding, communication and joint ventures between businesses in Italy and Australia, particularly in Western Australia, and provides services that facilitate business transactions i.e. feasibility studies, contacts, trade fairs, etc. It encourages trade delegations to visit Western Australia and vice-versa, collating information concerning all business interests and matters to be equally distributed among all members.

Summary of Event:

The ICCI will present the Perth Italian Wine and Food Festival to be held on Sunday 13 September 2015, from 11.00am to 9.00pm at the Perth Town Hall. The event is a one day festival celebrating Italian wine, food and culture.

The event will be free to the public to attend, however there will costs for some components of the event.

The event will include the following components with the public purchasing tokens to attend the paid components of the event.

- **Tasting Hall** (token value \$35) – Showcasing over 200 wines, beers and digestives region by region, allowing tasters to focus on what makes each zone unique. Presented by importers and winemakers. Includes Australian Wine made from Italian grapes.
- **Food Market** (food available to purchase with tokens) – Chef's from the Ospitalita Italiana Quality Seal will provide food for the market. The

SCHEDULE 1

seal is also known as “Q” and is a certification in hospitality awarded by the Italian Government to organisations which meet strict criteria preserving the authenticity of Italian gastronomic culture. Restaurants represented in the Food Market will include Perugino Restaurant, Lalla Rookh and Catalano’s Seafood.

- **Lasagne Challenge** (free to the public) – a challenge inviting home cooks to enter the own recipes with as star chef judging with the assistance of leading restaurant critics.
- **Negroni Bar** (drinks available to purchase with tokens) – Sponsored by Campari Australia, The bar will showcase the popular Italian cocktail the Negroni, amongst other beverages.
- **Cooking Demonstrations** (free to the public) – Chef’s from the “Q” Ospitalita Italiana Quality Seal will present some of their favourite dishes. Demonstrations will be hosted by local journalists and will be held across the entire day.
- **Wine Masterclasses presented by Gourmet Traveller** (token value \$50) – hosted by famous journalists in collaboration with a panel of experts, winemakers and distributors discussing wines. Each class runs for an hour.
- **Food Talks** (free to the public) a food, wine and travel expert will host two “Food Talk” sessions with Perth’s top Italian celebrity chefs and media personalities.
- **Beer Seminars** (token value \$20) – presented by an Italian beer specialist and hosted by a local brewer.
- **Italian Language seminars** (free to the public) – Italian food and wine classes hosted by Perth’s Italian language specialists.

Through the event the ICCI aims to make Italian wine more accessible and to showcase Italian modern food and traditional cooking methods to Western Australia. Organisers anticipate an attendance of 750 at the event.

Funding

The total cost of the event is \$91,000. Organisers have requested cash sponsorship of \$10,000 (11% of the total event cost). Organisers advise that the cost of the hire of Perth Town Hall is \$3,032 (3% of the total event cost).

Event Sponsorship Comparison

Year / Event	Amount	Attendance	Subsidy
Japan Festival 2014	\$8,400	10,000	\$0.84
Songkran 2014	\$10,988	6,000	\$1.83
<i>Perth Italian Wine and Food Festival (requested)</i>	<i>\$10,000</i>	<i>750</i>	<i>\$13.33</i>

SCHEDULE 1

<i>(recommended)</i>	\$3,032		\$4.04
----------------------	---------	--	--------

Eligibility for Sponsorship:

Criterion	Satisfied
The total value of the event exceeds the sponsorship requested.	Yes
The event takes place within a public space in the City.	No

Assessment of Application (Events):

1. **Contributes towards the achievement of one or more of the City's marketing objectives:**

- to position the city as a city of regional and international significance;
- to increase visitation to the city;
- to increase economic investment in the city;
- to create a vibrant, energetic 24 hour city.

The event will provide a small increase in visitation to the city and may increase economic investment in the city. Several city businesses and food and beverage suppliers will be showcased at the event.

2. **Encourages use of public spaces.**

The Perth Town Hall does not meet the City's criteria of a public outdoor space, however it is a space owned by the City which is open to the public to enter.

3. **Preference will be given to events which provide free attendance.**

The event is free to the public to attend. Several of the event components are ticketed and food and drinks will be available to purchase.

4. **Preference will be given to events which will be held exclusively in the city.**

The event will be held exclusively in the city.

5. **Benefits to be provided to the City:**

Organisers will provide the following benefits for the recommended cash sponsorship of \$3,032:-

- Logo recognition in all correspondence and advertising material including:-
 - Website and Social Media Pages dedicated to the Festival;
 - Paper promotional material of the Festival;
 - ICCI website and Social Media Pages;
 - ICCI monthly eNewsletter from June to September 2015;

SCHEDULE 1

- the City of Perth to be listed as Sponsor in the acknowledgments
- the Lord Mayor and guest to be invited to attend the Italian Wine & Food Festival as VIPs.

6. Additional benefits to be provided:

Organisers will provide the following additional benefits for the requested cash sponsorship of \$10,000:-

- sixteen additional invitations for Elected Members and guests to attend the event;
- four invitations for Elected Members and guests to attend a gala dinner at the conclusion of the event;
- the Lord Mayor, or representative, to be invited to speak at the official event opening.

Comments:

The event does not strictly meet the City's Event Sponsorship criteria as it is not held in a public outdoor space and there is a cost for the majority of the event. However the event may provide some economic benefit for some business and food and beverage providers located in the city. The anticipated attendance to the event is relatively low at 750. Cash sponsorship of \$3,032 is recommended for the event to cover the cost of the hire of Perth Town Hall.

SCHEDULE 1

Event Sponsorship Evaluation Form

Applicant:	Brain Foundation
Event:	Perth Zombie Walk 2015
Date and Time:	10 October 2015, 11.00am to 9.00pm
Location:	Langley Park
Total Cost of Event:	\$28,000
Sponsorship Requested:	\$5,000
Sponsorship Recommended:	\$5,000

Background on Applicant:

The Brain Foundation was established in 1970 by neurologists and neurosurgeons with the aim of raising funds for all neurological disorders, brain disease and brain injuries.

The Zombie Walk is held in various cities Australia-wide to raise funds for the Brain Foundation.

Summary of Event:

The Perth Zombie Walk will be held on 10 October 2015, from 11.00 am to 9.00pm in Russell Square. Members of the public are invited to dress as a zombie and take a walk through Northbridge Streets, starting and finishing at Russell Square. Participants limp, shuffle and walk along a designated route through city streets, taking a route along a Aberdeen , William, Francis, Beaufort and James Streets back to Russell Square.

An event village will be located on Russell Square with entertainment including:-

- roaming entertainers;
- bouncy castles;
- face painting;
- live music;
- stalls;
- a dedicated kids' corner;
- special effects make-up artists
- mobile Laser Quest.

SCHEDULE 1

Organisers expect an attendance of 2,000 at the event. The event raises funds through tin shaking, individual fundraising, and donations for entertainment such as inflatables at the event village.

The event was held in the city in 2013 with strong media coverage. The event did not occur in 2014 due to a changeover of committee members. Organisers plan to run the event annually.

Funding

The total cost of the event is \$15,350. Organisers have requested cash sponsorship of \$5,000 from the City of Perth (33% of the total cost of the event). Organisers will also seek funding from Perth Airport, Lotterywest, Crown Casino and Bendigo Bank.

Event Sponsorship Comparison

Year / Event	Amount	Attendance	Subsidy
Thrill the World 2013	\$2,000	300	\$6.67
V8 Supercars Signing 2014	\$6,156	3,000	\$2.05
<i>Perth Zombie Walk 2015 (recommended)</i>	\$5,000	2,000	\$2.50

Eligibility for Sponsorship:

Criterion	Satisfied
The total value of the event exceeds the sponsorship requested.	Yes / No
The event takes place within a public space in the City.	Yes / No

Assessment of Application (Events):

1. Contributes towards the achievement of one or more of the City's marketing objectives:

- to position the city as a city of regional and international significance;
- to increase visitation to the city;
- to increase economic investment in the city;
- to create a vibrant, energetic 24 hour city.

The event will create vibrancy in the city and increase visitation in the city. The event is likely to create some economic benefit for surrounding businesses with attendees likely to visit surrounding businesses.

2. Encourages use of public spaces.

The event will be held in Russell Square and Northbridge Streets.

3. Preference will be given to events which provide free attendance.

SCHEDULE 1

The event is free to the public to attend. Attendees are asked to make a gold coin donation for the Brain Foundation.

4. Preference will be given to events which will be held exclusively in the city.

The event will be held exclusively in the city.

5. Benefits to be provided to the City:

Organisers will provide the following benefits for the recommended sponsorship of \$5,000:-

- the City of Perth logo to appear on all promotional material;
- an opportunity for the City to display signage at the event;
- the City of Peth crest to appear on the event website with a hyperlink to the City of Perth website;
- an opportunity for the City to promote relevant campaigns and news on the events social media;
- the support of the City of Perth to be acknowledged in social media;
- the Lord Mayor, or representative, to be invited to speak at the event.

Comments:

The Perth Zombie Walk is a fundraising event for the Brain Foundation. The event will create vibrancy in Northbridge and is likely to create some economic benefit for surrounding businesses. Cash sponsorship of \$5,000 is recommended.

SCHEDULE 1

Event Sponsorship Evaluation Form

Applicant:	The Color Run Pty Ltd
Event:	The Swisse Color Run Perth
Date and Time:	November 1 2015, 9.00am to 2.00pm
Location:	Langley Park and Riverside Drive
Total Cost of Event:	\$1,045,000
Sponsorship Requested:	\$35,000
Sponsorship Recommended:	\$25,000

Background on Applicant:

The Color Run Pty Ltd is a NSW-based event management organisation established to deliver the Color Run event in Australia. The organisation was established in 2012 and has delivered over 26 events since then. The organisation now manages Color Run events in over ten Australian cities including Brisbane, Melbourne, Canberra, Adelaide and Sydney, as well as Perth. The Color Run Pty Ltd is sanctioned by Athletics Australia.

Summary of Event:

The Swisse Color Run Perth will be held on Langley Park and Riverside Drive on Sunday 1 November 2015 from 9.00am to 2.00pm. The event is a five kilometre community run for all ages and abilities. It is designed as a fun non-timed event and involves participants passing through "colour zones" along the run course where volunteers throw coloured corn starch powder. Participants start the event in white clothing and finish the event covered with colour.

The event takes a route from Langley Park along Riverside Drive around Ozone Reserve, back along Riverside Drive as far as Supreme Court Gardens, turning and finishing back on Langley Park.

At the completion of the run there is a "Finish Festival" where participants and spectators can enjoy entertainment with periodic colour throws. Additional entertainment at the event village includes:-

- give-aways;
- dance offs;
- colour throws;
- sponsor activation;
- food and beverages;
- photo booths;
- a message wall.

SCHEDULE 1

The coloured powder used for colour throws at the Color Zones is made from corn starch coloured with natural food dye and is 100% natural and non-toxic. Attendees can dust off at the Finish Festival with an air-blown clean zone to assist with cleaning.

The Color Run has been held globally in over 50 countries with the Perth event running since 2013. Since beginning in Perth, participant numbers for the event have grown to be the third largest in Australia behind Sydney and Melbourne. The 2014 event attracted 20,000 attendees and in 2015 Organisers anticipate an attendance of 25,000 at the event.

Organisers undertake a ticketing promotion with Transperth to encourage participants to travel to the event by public transport. Organisers advise that in previous Perth events the majority of participants have travelled to the event by public transport.

Participants can run individually or register as a team, and have an opportunity to use the event to raise funds for a range of local and national charity partners, including Princess Margaret Hospital for Children. In 2014 the Perth event raised a total of \$104,350 for charity.

Organisers work with the City to minimise the impact on residents in the area and in 2015 the event will have a later start, and the event stage will face South away from residents to this end.

Funding

The total cost of the event is \$1,045,000. Organisers have requested cash sponsorship of \$35,000 (3% of the total cost of the event). The City has not previously provided sponsorship for this event. Cash sponsorship of \$25,000 is recommended (2% of the total event cost).

Organisers have several sponsors for the national series of events and seek to partner with local sponsors in each city.

Event Sponsorship Comparison

Year / Event	Amount	Attendance	Subsidy
HBF Run for a Reason 2014	\$25,650	34,500	\$0.74
<i>The Swisse Color Run Perth</i>			
2015 (requested)	\$35,000	25,000	\$1.40
(recommended)	\$25,000		\$1.00

Eligibility for Sponsorship:

Criterion	Satisfied
The total value of the event exceeds the sponsorship requested.	Yes
The event takes place within a public space in the City.	Yes

SCHEDULE 1

Assessment of Application (Events):

1. Contributes towards the achievement of one or more of the City's marketing objectives:

- to position the city as a city of regional and international significance;
- to increase visitation to the city;
- to increase economic investment in the city;
- to create a vibrant, energetic 24 hour city.

The event will increase visitation to the city with an estimated 25,000 people attending the event. The event will create vibrancy in the city and may increase economic investment in the city. The Color Run series of events has an international profile and the Perth event is the third largest in Australia in attendance numbers.

2. Encourages use of public spaces.

The event is held on Langley Park and Riverside Drive.

3. Preference will be given to events which provide free attendance.

The event is free for spectators to attend. There is a cost for participants. Activities at the Finish Festival are free to the general public to attend.

4. Preference will be given to events which will be held exclusively in the city.

The event will be held exclusively in the city.

5. Benefits to be provided to the City:

Organisers will provide the following benefits for the recommended cash sponsorship of \$25,000:-

- the event to be listed on the Perth City website;
- the City of Perth crest to appear on the "city" page of the Color Run website;
- the City of Perth crest to feature on all EDM's sent to participants;
- City of Perth signage to appear at the event;
- an opportunity for the City of Perth to have a marquee at the event;
- the Lord Mayor, or representative to be invited to be on stage for one of the "color throws" at the Finish Festival;
- up to twenty VIP invitations for Elected Members and their guests to take part in the event;
- the Lord Mayor, or representative, to be invited to start the event and to take part in a photo opportunity before the start of the event.

SCHEDULE 1

6. Additional benefits to be provided:

Organisers advise that should the City provide sponsorship at the requested level of \$35,000, the same benefits will be provided.

Comments:

The Color Run has been held in the city since 2013. The event is a large scale community run which adds vibrancy to the foreshore and increases visitation to the city. The event may increase economic investment in the city. Organisers work closely with the city to minimise the events impact on the environment and nearby residents. The City has not previously sponsored the event. Cash sponsorship of \$25,000 is recommended based on comparison with events of a similar scale.

SCHEDULE 1

EVENTS

Event Sponsorship Evaluation Form

Applicant:	Corporate Sports Australia
Event:	Chevron City to Surf for Activ
Date and Time:	30 August 2015, 5.00am to 1.00pm
Location:	St Georges Terrace start
Total Cost of Event:	\$5,038,687
Sponsorship Requested:	\$65,000
Sponsorship Recommended:	\$35,000

Background on Applicant:

Corporate Sports are an event management organisation for charity and community based mass participation events. Corporate Sports previously delivered the Freeway Bike Hike and have delivered the City to Surf event for nine years.

Summary of Event:

The 2015 Chevron City to Surf for Activ will be held on Sunday 30 August 2015, from 5.00am to 1.00pm. The City to Surf is a community fun run event which takes participants on a route from the City of Perth to City Beach foreshore.

The event features a number of different categories which participants can enter into:-

- A marathon;
- A half marathon;
- A 12km run;
- A 12km walk;
- A 4km wheelchair race; and
- A 4km walk/run.

The start precinct for the event is located on the intersection of Saint Georges Terrace and William Street. Due to the redevelopments in the city, the event start and mustering locations cannot be positioned at Langley Park as the logistics of getting people to the start location are problematic, and increase the course distance. Participants will assemble in waves and will muster along William Street and Barrack Street. The event is expected to attract an attendance of 50,000.

SCHEDULE 1

Race packs will be available for participants to collect in the week prior to the event at the Perth Convention and Exhibition Centre. Organisers estimate that the race pack collection attracts 35,000 people to the city in the lead up to the event.

Event proceeds are directed by the Activ Foundation to support people with disabilities within the WA community.

The event attracts interstate and overseas participation. In 2014, the event registered approximately 1,000 interstate and international participants. The official race hotel is the Pan Pacific Hotel in Perth.

The Chevron City to Surf is the second largest official timed race in the Southern Hemisphere, the richest marathon in the Southern hemisphere, the only closed road marathon in the state and the largest mass participation sporting event in the state.

Organisers advise that the City has not yet reached the level of funding required to become a major sponsor of the event, and are seeking to increase the City's level of support for the event. For the increased funding requested, organisers are keen to work with retailers to establish a gift-with-purchase (GWP) or discount promotion offered by retailers to participants who present their finisher medal. Organisers propose that this initiative would be widely promoted through mass media advertising, print and social media promotion and PA announcements at the event. Feedback would be obtained from retailer's through a post-event survey to establish the success of this initiative.

With the increased funding requested, organisers are also proposing the establishment of a "City of Perth Athlete's Hub" in Forrest Place from 7.00am to 11.00am on the event day. The event would operate as a market offering products including nutritional food options, breakfast options, hydration options, massage and live entertainment. Organisers propose that this initiative could be managed by the City of Perth, or an independent contractor, and the hub would be promoted widely as above. It is unclear how much attendance this component would attract as this is during the event time, the event start location is not in the vicinity of the proposed athletes hub, and city retailers are not open at this time.

Funding

The City has previous provided the following sponsorship for the event since 2009:-

Year	Amount
2009	\$20,000
2010	\$38,386
2011	\$25,000
2012	\$25,000
2013	\$35,000
2014	\$35,000

SCHEDULE 1

The City's sponsorship of the event was increased to \$35,000 in 2013 to assist with increased event costs due to development in the city.

The total cost of the event is \$5,038,687. Organisers are requesting cash sponsorship of \$65,000 (1% of the total cost of the event). Cash sponsorship of \$35,000 (1%) is recommended.

Event Sponsorship Comparison

Year / Event	Amount	Attendance	Subsidy
HBF Run for a Reason 2014	\$25,650	34,500	\$0.74
<i>City to Surf for Activ 2015 (requested)</i>	<i>\$65,000</i>	<i>50,000</i>	<i>\$1.30</i>
<i>(recommended)</i>	<i>\$35,000</i>		<i>\$0.70</i>

Eligibility for Sponsorship:

Criterion	Satisfied
The total value of the event exceeds the sponsorship requested.	Yes
The event takes place within a public space in the City.	Yes

Assessment of Application (Events):

1. Contributes towards the achievement of one or more of the City's marketing objectives:

- to position the city as a city of regional and international significance;
- to increase visitation to the city;
- to increase economic investment in the city;
- to create a vibrant, energetic 24 hour city.

The event will increase visitation to the city and encourage use of the city's public spaces. Organisers believe that the event increases economic investment in the city through participants visiting local businesses post event, however there are no statistics to support this. The event is a high profile event held in capital cities across the nation and is collectively the largest timed foot race in Australia. The event attracts interstate and international visitation of approximately 1,000 people to Perth. The Pan Pacific Hotel on Adelaide Terrace is the official race hotel of the event.

2. Encourages use of public spaces.

The event will commence on the corner of William Street and St Georges Terrace.

3. Preference will be given to events which provide free attendance.

SCHEDULE 1

The event is free to spectators to attend. There is a registration fee for participants.

4. Preference will be given to events which will be held exclusively in the city.

The event begins in the city, and travels through several local government areas. Race pack collection will be held exclusively in the city. Participants are returned to the city by free shuttle bus after the event.

5. Benefits to be provided to the City:

Organisers will provide the following benefits for the recommended sponsorship of \$35,000:-

- the event to be listed on the Perth City website;
- an opportunity for the city to display signage at the event;
- the City of Perth crest to appear on all marketing collateral including posters, brochures, certificates and newsletters;
- the City of Perth crest to appear on all mass media advertising;
- the City of Perth crest to appear on all race bibs;
- the City of Perth crest to appear on the event website with a hyperlink to the Perth City website;
- acknowledgement of the City's support in all PA announcements;
- twenty free event registrations for the City of Perth;
- a 10% staff discount for any additional event entries;
- an opportunity for the City to run two exclusive newsletter items to the event's database of over 150,000;
- the City of Perth to be integrated into the event's social media campaign;
- the international marketing campaign to feature city accommodation;
- an opportunity for the Lord Mayor to feature in a television advertisement at the beginning of the mass event;
- the Lord Mayor, or representative, to have an official role in the start of the mass event.

6. Additional benefits to be provided:

Organisers will provide the following additional benefits for the requested sponsorship of \$65,000:-

- the City of Perth to be recognised as a major sponsor of the City to Surf, including at regional City to Surf events in the lead up to the event;
- naming rights to the athletes hub as the "City of Perth Athletes Hub";
- the City of Perth to receive preferred location filming , live and pre-recorded location acknowledgements with information to be supplied by the City of Perth;
- the opportunity for City retailers to offer a GWP or discount promotion to city retailers, with this initiative promoted through

SCHEDULE 1

mass media advertising, print and social media promotion and PA announcements at the event;

- opportunities to generate exposure for the City of Perth through targeted interview and editorial coverage;
- an increased signage allowance at the event;
- the City to receive three customised questions for the post-event survey;
- eighteen invitations for Elected Members and their guests to an official VIP event function;
- City of Perth residents to receive a 10% discount to the event, with the information to be disseminated by the City.
- an additional forty free event registrations for the City of Perth

Comments:

The Chevron City to Surf is a high profile event with City to Surf events held across Australian capital cities. Organisers believe the event provides a large economic benefit to the City, however as the event only commences in the City, it is unclear what percentage of event participants return to the City after the event, and if the event provides any significant economic return in this way. Cash sponsorship of \$35,000 is recommended.

SCHEDULE 1

EVENTS

Event Sponsorship Evaluation Form

Applicant:	Teen Challenge
Event:	Tour de Freedom 1000
Date and Time:	19 – 25 October 2015
Location:	TBC finish in the City
Total Cost of Event:	\$160,365
Sponsorship Requested:	\$15,000
Sponsorship Recommended:	Decline

Background on Applicant:

Teen Challenge is a not-for-profit organisation providing assistance to youth and families in the rescue of young lives affected by drug and alcohol addiction. Teen Challenge has been operating in Western Australia since 1985. The charity operates a residential rehabilitation academy for youth near Esperance. Tour de Freedom is a fundraising event created by Teen Challenge to securing financial contributions, raising the charity profile and raising community awareness of Teen Challenge WA.

Summary of Event:

Tour de Freedom is a charity bike ride from Esperance to Perth to be held from 19 to 25 October 2015 and finishing in the city. The event was first held in 2009 and has been held annually since then with a different city finish location each year. Organisers are seeking cash sponsorship for the finish and closing ceremony to be held in the city.

The bike ride takes place over 6 days with the course as follows:-

- Day 1 - Esperance to cape le Grande return (114km). Dinner provided at the Teen Challenge Grace Academy – provided by Grace Academy Students
- Day 2 – Esperance to Hopetoun (194km)
- Day 3 – Hopetoun to Hyden (243km)
- Day 4 – Hyden to Narrogin (203km)
- Day 5 – Narrogin to Dwellingup (155km)
- Day 6 – Dwellingup to Perth (126km). Closing ceremony in the city.

The entry fee for participants is \$100, and participants are given an individual fundraising target of \$3,500.

SCHEDULE 1

The finish and closing ceremony location in the city is still to be confirmed. In previous years the event has finished at Parliament House, Russell Square and Victoria Gardens.

The event covers over 1,000km in the six days. Organisers anticipate rider participation for the event at 40 riders and 10 support crew, and estimate that 150 – 200 people would attend the closing ceremony in the city.

Since its inception in 2009, the event has raised a total of \$1.5 million for Teen Challenge.

Funding

The total cost of the event is \$160,365. Organisers have requested cash sponsorship of \$15,000 (9% of the total event cost). Organisers are requesting cash sponsorship from the city to assist with raising the profile of the event. Teen Challenge seek financial support from a range of sponsors annually. Organisers advise that should they be unsuccessful in securing sponsorship from the city, the event will continue.

Event Sponsorship Comparison

Year / Event	Amount	Attendance	Subsidy
Sanitarium Weet-Bix Kids TRYathlon	\$12,300	9,950	\$1.24
Santos Great Bike Ride for Charity 2014	\$16,875	2,460	\$6.86
<i>Tour de Freedom 1000 (requested)</i>	<i>\$15,000</i>	<i>450</i>	<i>\$33.33</i>

Eligibility for Sponsorship:

Criterion	Satisfied
The total value of the event exceeds the sponsorship requested.	Yes
The event takes place within a public space in the City.	Yes / No

Assessment of Application (Events):

1. Contributes towards the achievement of one or more of the City's marketing objectives:

- to position the city as a city of regional and international significance;
- to increase visitation to the city;
- to increase economic investment in the city;
- to create a vibrant, energetic 24 hour city.

The event does not position the city as a city of regional and international significance and will not increase economic investment of the city. With a maximum estimated attendance of 450 at the event

SCHEDULE 1

2. Encourages use of public spaces.

Event organisers are planning to hold the finish and closing ceremony in a public space.

3. Preference will be given to events which provide free attendance.

The closing ceremony will be free to the public to attend. There is an entry fee for participants.

4. Preference will be given to events which will be held exclusively in the city.

The event will be held across the state from Esperance to Perth with only the finish and closing ceremony held in the city.

5. Benefits to be provided to the City:

Organisers will provide the following benefits for cash sponsorship of \$15,000:-

- the City of Perth crest to be listed on the event website;
- the support of the City of Perth to be acknowledged on all documentation distributed in the lead up to the event including:-
- the support of the City of Perth to be acknowledged at the post-event fundraising luncheon
- the Lord Mayor, or representative, to be invited to attend the fundraising luncheon.

Comments:

Tour de Freedom is a charity ride from Esperance to Perth with only the finish and closing ceremony to be held in the city. The event attracts a very small attendance and is unlikely to create vibrancy and increase economic investment in the city. The event does not contribute to the City's marketing objectives. Organisers were advised that their event was unlikely to secure cash sponsorship due to the low attendance and the fact that it is not held exclusively in the city. It is recommended that cash sponsorship is declined for the event.

SCHEDULE 1

Applicant:	Rotary Ramble Pty Ltd
Event:	Perth Ramble
Date and Time:	18 October 2015, 11.00 to 5.00pm
Location:	Russell Square and across Perth
Total Cost of Event:	\$427,000
Sponsorship Requested:	\$25,000
Sponsorship Recommended:	\$5,000

Background on Applicant:

Rotary Ramble Pty Ltd is the trustee for Rotary Charity Trust which is administered by the Rotary Club of Mill Point in South Perth.

Summary of Event:

The Perth Ramble will be held on Sunday 18 October 2015, from 11.00 am to 5.00pm. The event is an outdoor team treasure hunt which operates as a fundraising event for Telethon and Australian Rotary Health. The event will start and finish in Russell Square.

Teams must register to participate in the event with fees varying between \$99 and \$160 for a team of six. Teams fundraise through sponsorship, with funds raised donated to Telethon and Australian Rotary Health. Since 2011 the event has raised over \$200,000 for charity.

Participants will traverse the city working in teams to solve clues, find locations and answer questions. Answers are collated and prizes awarded at the end of the day. Prizes are awarded for teams who raise the most money for charity and teams who dress the most creatively and spot prizes are also awarded on the day. In previous years prizes have included international flights and accommodation packages. The event also offers a two hour ramble option for families with young children or team members with disabilities.

Organisers run a 'Virtual Ramble' on the event website and Facebook pages in the months prior to the event. The Virtual Ramble asks participants to answer questions related to the city as a way to engage the public in the lead up to the event. Prizes are offered for correct answers.

Organisers believe that city retailers benefit greatly from the event with traffic directed to their stores. With an event such as this where the aim is to move on to the next checkpoint as quickly as possible, it seems unlikely that retailers will receive any great benefit and the City has not received any evidence of this benefit from retailers.

SCHEDULE 1

The following table shows the City's previous support for the event:-

Year	Sponsorship	Attendance
2011	\$20,000	3,500
2012	\$25,000	5,000
2013	\$25,000	6,000
2014	\$18,750	3,000

Attendance at the 2014 event was lower than expected with approximately 3,000 people at the event. In 2015 organisers anticipate an attendance of 5,000 at the event.

Funding

The total cost of the event is \$427,000. Organisers have requested cash sponsorship of \$25,000 (6% of the total cost of the event). Cash sponsorship of \$5,000 (1% of the total event cost) is recommended. The event scored low in the sponsorship assessment rating. Organisers advise that the event would still continue should it receive the recommended cash sponsorship of \$5,000.

Event Sponsorship Comparison:

Event/Year	Amount	Attendance	Subsidy
Claisebrook Carnivale and Duck Derby 2014	\$20,520	10,000	\$2.05
Perth Medieval Fayre 2014	\$5,720	5,200	\$1.10
<i>Rotary Ramble 2015 (requested)</i>	<i>\$25,000</i>		<i>\$5.00</i>
<i>(recommended)</i>	<i>\$5,000</i>	<i>5,000</i>	<i>\$1.00</i>

Eligibility for Sponsorship:

Criterion	Satisfied
The total value of the event exceeds the sponsorship requested.	Yes
The event takes place within a public space in the City.	Yes

The event meets the eligibility criteria for the Event Sponsorship Program.

Assessment of Application:

- 1. Contributes towards the achievement of one or more of the City's marketing objectives.**
 - to position the city as a city of regional and international significance;
 - to increase visitation to the city;
 - to increase economic investment in the city;
 - to create a vibrant, energetic 24 hour city.

The event will increase visitation in the city, and encourages use of the city's public spaces. Whilst the event will promote city retailers through

SCHEDULE 1

the virtual ramble prior to the event, it is not anticipated that city retailers will gain any substantial benefit on the day due to the timed nature of the event. The event may however provide some economic benefit to food and beverage retailers during Sunday retail trading hours.

2. Encourages use of public spaces.

The event starts and finishes in Russell Square. Participants will ramble through city streets, public spaces and private spaces over the course of the event.

3. Preference will be given to events which provide free attendance.

There is a registration cost for the event. Organisers advise that this cost covers the production of event bibs and SMS call costs. All proceeds from the event are donated to charity.

4. Preference will be given to events which will be held exclusively in the city.

The event is held exclusively in the city.

5. Benefits to be provided to the City:

Organisers will provide the following benefits for cash sponsorship of \$5,000:-

- the event to be listed on the Perth City website;
- the City to be recognised as a Bronze sponsor of the event;
- City of Perth logo to appear in print and digital promotions.
- City of Perth to display signage at the event;
- The Lord Mayor, or representative, to be invited to attend the event.

6. Additional benefits to be provided:

Organisers will provide the following additional benefits for the requested cash sponsorship of \$25,000:-

- The City to be recognised as a Gold Sponsor of the event.

Comments:

The Perth Ramble is in its sixth year and is held exclusively in the city. The event increases activity in the city on a Sunday during retail hours but offers few sponsorship benefits. Attendance levels declined for the 2014 event. The event rated relatively low within the assessment process. Cash sponsorship of \$5,000 is recommended based on the low attendance and comparison with other applications received.

Proposed Schedule of Fees 2015/16

Car Park Name	No. of Long Term Bays	No. of Short Term Bays	Acrod	Bike	Motorcycle	As of 28 Feb 2015			Projected Revenue as of 30/06/15 \$(000)	Option 1 - 3% Fee increase in car park short term rate with hourly blocks and 10c hourly rate increase in Kerbside with \$2 minimum charges	Parking Fee 2014-15															Option 1 - 3% Fee increase in car park short term rate with hourly blocks and 10c hourly rate increase in Kerbside with \$2 minimum charges																
						Actual \$(000)	Budget (Feb Review) \$(000)	Variance %			HR Rate - Mon to Sun	Night Rate (Sun - Thur)	W/E Day Rate	Sat Day Rate - 10 Hr max	Sun & PH Day Rate - 10 Hr max	Night Rate (Mon-Sun)	Night Flat Rate	Capped Max 10 Hr	Capped Max 12 Hr	Capped Max 24 Hr	Early Bird Rate	Permits (Monthly) Low rate	Permits (Monthly) High rate	Minimum of Fee Structure	Maximum of Fee Structure	HR Rate - Mon to Sun	Night Rate (Sun - Thur)	W/E Day Rate	Sat Day Rate - 10 Hr max	Sun & PH Day Rate - 10 Hr max	Night Rate (Mon-Sun)	Night Flat Rate	Capped Max 10 Hr	Capped Max 12 Hr	Capped Max 24 Hr	Early Bird Rate	Permits (Monthly) Low rate	Permits (Monthly) High rate	Minimum of Fee Structure	Maximum of Fee Structure		
Aberdeen Garage	15					39	38	103%	62	62	-	-	-	-	-	-	-	-	-	-	231	457	-30%	30%	-	-	-	-	-	-	-	-	-	-	-	-	-	-	231	457	-30%	30%
Aberdeen Street	68	16	1			446	445	100%	661	772	3.10	3.10	3.10	12.10	12.10	3.10	8.80	15.20	16.90	25.70	13.80	233	535	-30%	30%	3.20	3.20	3.20	12.10	12.10	3.20	8.80	15.20	16.90	25.70	13.80	233	535	-30%	30%		
Point Fraser	270		5		11	334	332	101%	475	491	2.80	2.80	2.80	9.90	9.90	2.80	8.30	12.00	12.70	20.90	10.70	159	415	-30%	30%	2.90	2.90	2.90	9.90	9.90	2.90	8.30	12.00	12.70	20.90	10.70	159	415	-30%	30%		
Citiplace		479	5		5	2,601	2,604	100%	3,857	4,506	3.90	3.90	3.90	15.30	11.00	3.90	11.00	-	-	51.50	-	-	-	-	-	-	-	-	-	-	-	-	-	-	-	-	-	-	-	-	-	-
Concert Hall	359	40	5		12	1,169	1,157	101%	1,737	1,796	3.20	3.20	3.20	12.50	12.50	3.20	10.50	21.20	25.70	33.00	18.70	328	725	-30%	30%	3.30	3.30	3.30	12.50	12.50	3.30	10.50	21.20	25.70	33.00	18.70	328	725	-30%	30%		
Coolgardie Street	41		2			132	132	100%	193	212	3.10	3.10	3.10	12.10	12.10	3.10	8.80	15.70	16.80	25.40	12.90	229	531	-30%	30%	3.20	3.20	3.20	12.10	12.10	3.20	8.80	15.70	16.80	25.40	12.90	229	531	-30%	30%		
Council House	22	70	2		2	489	488	100%	740	830	4.00	4.00	4.00	15.70	11.00	4.00	11.00	-	35.20	46.20	-	615	849	-30%	30%	4.10	4.10	4.10	15.70	11.00	4.10	11.00	-	35.20	46.20	-	615	849	-30%	30%		
Cultural Centre	31	284	5		5	1,463	1,463	100%	2,150	2,331	3.40	3.40	3.40	13.40	13.40	3.40	10.50	22.30	26.70	36.50	-	378	712	-30%	30%	3.50	3.50	3.50	13.40	13.40	3.50	10.50	22.30	26.70	36.50	-	378	712	-30%	30%		
Elder Street	1,053		11	54	67	2,873	2,844	101%	4,343	4,453	4.50	4.50	4.50	13.30	13.30	4.50	13.30	21.00	23.80	37.80	17.40	366	746	-30%	30%	4.60	4.60	4.60	13.30	13.30	4.60	13.30	21.00	23.80	37.80	17.40	366	746	-30%	30%		
Fire Station		158	3		10	804	808	100%	1,197	1,397	3.20	3.20	3.20	12.50	7.70	3.20	7.70	-	20.70	28.40	16.80	294	637	-30%	30%	3.30	3.30	3.30	12.50	7.70	3.30	7.70	-	20.70	28.40	16.80	294	637	-30%	30%		
Goderich Street	176		2		9	414	412	100%	604	612	3.00	3.00	3.00	7.70	7.70	3.00	7.70	15.70	19.10	26.80	12.90	208	502	-30%	30%	3.10	3.10	3.10	7.70	7.70	3.10	7.70	15.70	19.10	26.80	12.90	208	502	-30%	30%		
Hay Street	25		2			87	86	101%	126	144	3.00	3.00	3.00	11.60	11.60	3.00	8.70	-	-	-	-	-	-	-	-	-	-	-	-	-	-	-	-	-	-	-	-	-	-	-	-	
Heirsson Island	18		1			7	7	100%	10	15	2.50	-	-	-	-	-	-	12.00	-	-	-	-	-	-	-	-	-	-	-	-	-	-	-	-	-	-	-	-	-	-	-	
His Majesty's	232	416	6		28	3,919	3,938	100%	5,921	6,559	3.70	3.70	3.70	14.90	7.70	3.70	11.00	26.50	33.40	51.50	-	410	810	-30%	30%	3.80	3.80	3.80	14.90	7.70	3.80	11.00	26.50	33.40	51.50	-	410	810	-30%	30%		
John Oldham Park	23		2			88	88	100%	142	162	3.70	3.70	3.70	11.00	11.00	3.70	7.70	18.50	22.20	29.90	-	-	-	-	-	-	-	-	-	-	-	-	-	-	-	-	-	-	-	-	-	-
Mardalup Park	11					11	11	100%	15	17	2.60	-	-	-	-	-	-	13.50	-	-	-	-	-	-	-	-	-	-	-	-	-	-	-	-	-	-	-	-	-	-	-	
Mayfair Street	441		4		18	873	862	101%	1,311	1,322	3.10	3.10	-	-	-	3.10	7.70	17.60	18.90	27.70	15.00	264	622	-30%	30%	3.20	3.20	-	-	-	3.20	7.70	17.60	18.90	27.70	15.00	264	622	-30%	30%		
James street	56		1		4	274	274	100%	405	451	3.10	3.10	3.10	12.10	12.10	3.10	8.80	14.60	15.50	24.30	12.50	204	492	-30%	30%	3.20	3.20	3.20	12.10	12.10	3.20	8.80	14.60	15.50	24.30	12.50	204	492	-30%	30%		
Mounds Bay Road		10	1		2	39	39	100%	58	72	3.70	3.70	3.70	11.00	11.00	3.70	11.00	-	-	-	-	-	-	-	-	-	-	-	-	-	-	-	-	-	-	-	-	-	-	-	-	
Newcastle Street	187		2		4	420	416	101%	632	639	2.60	2.60	2.60	7.70	7.70	2.60	7.70	13.10	13.60	21.30	11.40	179	447	-30%	30%	2.70	2.70	2.70	7.70	7.70	2.70	7.70	13.10	13.60	21.30	11.40	179	447	-30%	30%		
Event Parking						93	107	87%	95	95	-	-	-	-	-	-	-	-	-	-	-	-	-	-	-	-	-	-	-	-	-	-	-	-	-	-	-	-	-	-	-	
Convention Centre	1,071	390	23		84	7,369	7,224	102%	10,954	11,437	5.50	5.50	5.50	16.50	16.50	5.50	16.50	23.40	32.30	55.30	22.30	313	876	-30%	30%	5.70	5.70	5.70	16.50	16.50	5.70	16.50	23.40	32.30	55.30	22.30	313	876	-30%	30%		
Pier Street	164	553	8		14	2,488	2,476	100%	3,704	3,903	3.50	3.50	3.50	13.90	7.70	3.50	10.50	22.40	28.20	38.30	17.00	400	767	-30%	30%	3.60	3.60	3.60	13.90	7.70	3.60	10.50	22.40	28.20	38.30	17.00	400	767	-30%	30%		
Plain Street	155		1		7	392	398	98%	584	602	3.00	3.00	3.00	11.60	11.60	3.00	8.70	14.60	15.50	24.20	12.50	204	492	-30%	30%	3.10	3.10	3.10	11.60	11.60	3.10	8.70	14.60	15.50	24.20	12.50	204	492	-30%	30%		
Queens Gardens	859		8		12	1,466	1,451	101%	2,139	2,159	2.90	2.90	2.90	11.10	11.10	2.90	8.40	12.40	13.20	20.20	11.00	165	428	-30%	30%	3.00	3.00	3.00	11.10	11.10	3.00	8.40	12.40	13.20	20.20	11.00	165	428	-30%	30%		
Regal Place	289		4		4	509	507	100%	752	771	3.00	3.00	3.00	11.60	5.50	3.00	8.70	13.30	15.40	26.70	12.00	179	492	-30%	30%	3.10	3.10	3.10	11.60	5.50	3.10	8.70	13.30	15.40	26.70	12.00	179	492	-30%	30%		
Roe Street	53	417	5		27	1,828	1,802	101%	2,699	2,996	3.30	3.50	3.30	13.10	13.10	3.50	10.60	17.40	23.00	32.60	16.20	231	577	-30%	30%	3.40	3.60	3.40	13.10	13.10	3.60	10.60	17.40	23.00	32.60	16.20	231	577	-30%	30%		
Royal Street	735		7		7	1,390	1,383	101%	2,110	2,148	2.80	2.80	2.80	7.70	7.70	2.80	7.70	13.50	14.50	22.20	11.80	186	462	-30%	30%	2.90	2.90	2.90	7.70	7.70	2.90	7.70	13.50	14.50	22.20	11.80	186	462	-30%	30%		
Saunders Street	55	2	1			114	113	101%	169	172	2.60	2.60	2.60	7.70	7.70	2.60	7.70	13.50	14.70	22.40	11.80	190	466	-30%	30%	2.70	2.70	2.70	7.70	7.70	2.70	7.70	13.50	14.70	22.40	11.80	190	466	-30%	30%		
State Library	110	497	7		14	2,666	2,647	101%	3,999	4,285	3.40	3.40	3.40	13.50	13.50	3.40	10.60	18.80	23.00	32.90	16.20	257	588	-30%	30%	3.50	3.50	3.50	13.50	13.50	3.50	10.60	18.80	23.00	32.90	16.20	257	588	-30%	30%		
Terrace Road	776		8		26	2,634	2,649	99%	3,948	4,058	3.10	3.10	3.10	12.10	9.90	3.10	9.90	17.90	22.20	32.60	15.50	271	599	-30%	30%	3.20	3.20	3.20	12.10	9.90	3.20	9.90	17.90	22.20	32.60	15.50	271	599	-30%	30%		
The Garage	42		3		3	117	102	115%	166	166	-	-	-	-	-																											

Council Meeting
28 April 2015

Confidential Schedule 3
(Minute 144/15 refers)

Distributed to Elected Members under separate cover

Bound in Confidential Minute Book
Volume 1 2015

12.5% SERVICE FEE INCREASE

BIN FEES PROJECTION 2015/16 to 2019/20

V4.0 March 2015
12.50%

2014/15

2018/19

2017/18

2016/17

2015/16

	Average	127.25	Actual	138.50	7.5%	148.89	7.5%	160.05	7.5%	172.06	7.5%	184.96
ANNUAL INCREASE %	Projected	4.0%	4.0%	4.0%	4.0%	4.0%	4.0%	4.0%	4.0%	4.0%	4.0%	4.0%
COST												
TIPPING PER TONNE \$	13,800	14,352	14,926	15,523	16,144	16,790						
TOTAL TIPPING PER ANNUM \$	1,756,050.00	1,987,752.00	2,222,306.74	2,484,538.93	2,777,714.52	3,105,484.84						
RECYCLING DISPOSAL COSTS												
<i>Co-mingled Services</i>												
ANNUAL INCREASE %	1170	1316	1481	1666	1874	2108						
TONNES PER ANNUM	3%	4%	4%	4%	4%	4%						
ANNUAL INCREASE % CPI	42.24	43.93	45.69	47.51	49.41	51.39						
COST PER TONNE \$	49,421	57,822	67,652	79,153	92,609	108,353						
TOTAL COST PER ANNUM \$	Projected	6,410,961.00	6,603,289.83	6,801,388.52	7,005,430.18	7,215,593.09						
OTHER COSTS \$												
CAPITAL INVESTMENT \$												
Organics Truck		275,000.00										
Hook Lift Truck		100,000.00										
Hook Lift Bins			400,000.00									
Technology Advancements												
TOTAL CAPITAL		275,000.00	350,000.00	400,000.00	400,000.00	400,000.00						
TOTAL COST PER ANNUM	7,842,291.00	8,731,535.34	9,243,248.70	9,765,080.45	10,275,753.71	10,829,430.46						
INCOME												
CHARGE PER SERVICE \$												
ANNUAL INCREASE %	Actual	12.50%	12.50%	5.00%	3.00%	3.00%						
COMMERCIAL	285.00	320.91	361.02	379.07	390.45	402.16						
RESIDENTIAL	197.00	272.00	306.00	321.30	330.94	340.87						
ADDITIONAL - RESIDENTIAL	195.50	272.00	306.00	321.30	330.94	340.87						
ADDITIONAL - COMMERCIAL	195.50	220.00	247.50	259.88	267.67	275.70						
PAPER/CARDBOARD 240L	128.00	143.64	161.60	169.67	174.76	180.01						
GENERAL WASTE - COMMERCIAL 660L	577.27	649.09	730.23	766.74	789.74	813.43						
PAPER/CARDBOARD 660L	384.00	208.18	234.20	245.91	253.29	260.89						
GENERAL WASTE - RESIDENTIAL 660L	197.00	272.00	306.00	321.30	330.94	340.87						
RECYCLING - COMMERCIAL 240L		140.91	158.52	166.45	171.44	176.59						
RECYCLING - COMMERCIAL 660L		421.82	474.55	498.27	513.22	528.62						
NUMBER OF SERVICES												
ANNUAL INCREASE %	Actual as at 12/01/15	2.0%	2.0%	2.0%	2.0%	2.0%						
COMMERCIAL	2,268	2,313	2,359	2,406	2,455	2,504						
RESIDENTIAL	10,964	11,403	12,033	12,663	13,293	13,923						
ANNUAL INCREASE %	1.0%	1.0%	1.0%	1.0%	1.0%	1.0%						
ADDITIONAL - RESIDENTIAL	390	394	398	402	406	410						
ADDITIONAL - COMMERCIAL	13,231	14,554	16,009	17,610	19,371	21,309						
PAPER/CARDBOARD 240L	1,250	1,375	1,513	1,664	1,830	2,013						
ANNUAL INCREASE %	10.0%	10.0%	10.0%	10.0%	10.0%	10.0%						
GENERAL WASTE - COMMERCIAL 660L	26	29	32	35	39	42						
ANNUAL INCREASE %	7.5%	7.5%	7.5%	7.5%	7.5%	7.5%						
GENERAL WASTE - RESIDENTIAL 660L	99	106	114	122	132	142						
PAPER/CARDBOARD 660L	16	18	20	22	24	26						
RECYCLING - COMMERCIAL 240L	New Service	30	36	43	52	62						
RECYCLING - COMMERCIAL 660L	New Service	10	12	14	17	21						
INCOME PER SERVICE \$												
COMMERCIAL	742,264.83	851,748.89	912,223.06	958,381.55	1,006,875.66							
RESIDENTIAL	3,101,616.00	3,682,098.00	4,068,621.90	4,399,172.13	4,745,893.61							
ADDITIONAL - RESIDENTIAL	107,168.00	121,769.64	129,136.70	134,340.91	139,754.85							
ADDITIONAL - COMMERCIAL	3,201,880.00	3,962,326.50	4,576,487.11	5,185,159.89	5,874,786.16							
PAPER/CARDBOARD 240L	197,505.00	244,412.44	282,296.37	319,841.78	362,380.74							
GENERAL WASTE - COMMERCIAL 660L	18,823.61	23,294.22	26,904.82	30,483.16	34,537.42							
GENERAL WASTE - RESIDENTIAL 660L	28,832.00	34,868.70	39,358.05	43,579.20	48,253.06							
PAPER/CARDBOARD 660L	3,747.24	4,637.21	5,355.98	6,068.32	6,875.41							
RECYCLING - COMMERCIAL 240L	4,227.30	1,902.29	2,396.88	2,962.54	3,661.70							
RECYCLING - COMMERCIAL 660L	4,218.20	5,694.57	7,175.16	8,868.50	10,961.46							
TOTAL FEE INCOME \$	0.00	7,410,282.18	8,932,752.45	10,049,956.02	11,088,857.98	12,233,980.07						
RECYCLING INCOME												
ANNUAL INCREASE %	Projected	10.00%	10.00%	10.00%	10.00%	10.00%						
Tonnes per Annum	766	843	927	1,020	1,122	1,234						
ANNUAL INCREASE %	Actual	2.50%	2.50%	2.50%	2.50%	2.50%						
Income per Tonne \$	60.00	61.50	63.04	64.61	66.23	67.88						
TOTAL RECYCLING INCOME \$	45,960.00	51,819.90	58,426.94	65,876.37	74,275.61	83,745.75						
TOTAL INCOME	6,218,637.00	7,462,102.08	8,991,179.39	10,115,832.39	11,163,133.59	12,317,725.82						
BALANCE FROM RESERVE	1,623,654.00	1,269,433.26	252,069.31	-350,751.94	-887,379.88	-1,488,295.36						
BALANCE IN RESERVE	2,871,619.00	1,602,185.74	1,350,116.43	1,700,868.37	2,588,248.26	4,076,543.62						
As at 24/02/15												
		4,495,273.00										

Council Meeting
28 April 2015

Confidential Schedule 5
(Minute 146/15 refers)

Distributed to Elected Members under separate cover

Bound in Confidential Minute Book
Volume 1 2015

Payment Details by Invoice

MUNICIPAL FUND



From Period 9 To Period 9 From Date 1/03/2015 To Date 31/03/2015

<i>Cheque/EFT Number</i>	<i>Payment Date</i>	<i>Payee</i>	<i>Invoice Number</i>	<i>Payment Details</i>	<i>Amount</i>	<i>Discount</i>	<i>Retention</i>	<i>Payment Amount</i>
108155	5/03/2015	A GORMAN			201.90			201.90
\$APINVCE			A1124320	PENSIONER REBATE-U30/138 MOUNTS BAY RD	201.90			
108156	5/03/2015	A HAYWOOD			1,028.70			1,028.70
\$APINVCE			A1187921	REFUND RATES-U11/15 ABERDEEN ST PERTH	1,028.70			
108157	5/03/2015	AAC ID SOLUTIONS T/AS AAC WRISTBANDS AUSTRALIA PTY LTD			2,243.50			2,243.50
\$APINVCE			02052004	10X KIDZID WRISTBANDS	2,243.50			
108158	5/03/2015	ALINTA GAS			1,006.50			1,006.50
\$APINVCE			839000448	UNIT A 160 HAY ST EAST PERTH 19/11-17/2	1,006.50			
108159	5/03/2015	BUTTYS GROUP OF COMPANIES			2,000.00			2,000.00
\$APINVCE			135UB-BM	EDU SMALL BUSINESS GRANT-URBAN BOWL	2,000.00			
108160	5/03/2015	CHRIS MEYNELL			15.00			15.00
\$APINVCE			240215	REFUND ACCESS CARD DEP-ELDER ST CP 3795	15.00			
108161	5/03/2015	CITY OF PERTH			660.00			660.00
\$APINVCE			260215	CASH ADVNCE-SOPAC 2015 CONF-M CHELDI	300.00			
\$APINVCE			260215	REIMBRSE ENGRAVING CEO EMP RECNGTN GIFTS	360.00			
108162	5/03/2015	CITY OF PERTH (PETTY CASH)			639.45			639.45
\$APINVCE			040315	REIMBURSE PETTY CASH AS AT 04/03/2015	639.45			

Payment Details by Invoice

MUNICIPAL FUND



From Period 9 **To Period 9** **From Date** 1/03/2015 **To Date** 31/03/2015

<i>Cheque/EFT Number</i>	<i>Payment Date</i>	<i>Payee</i>	<i>Invoice Number</i>	<i>Payment Details</i>	<i>Amount</i>	<i>Discount</i>	<i>Retention</i>	<i>Payment Amount</i>
108163	5/03/2015	CITY PODIATRY SURGERY			82.50		PPS	82.50
\$APINVOICE			CP134	CONSULTATION-PODIATRY SERVICES				
108164	5/03/2015	D M CLAYTON			112.90		PPS	112.90
\$APINVOICE			A1119577	REFUND SENIORS REBATE-U4/11 ALTONA ST WP				
108165	5/03/2015	DANIELLA JOYCE			391.00		PPS	391.00
\$APINVOICE			260215	RFND-EMP PRIZE PEDOMETER&CORP TRI-DJOYCE				
108166	5/03/2015	DAVID LISI			100.00		PPS	100.00
\$APINVOICE			270215	REFUND PARKING CARD BALANCE&DEPOSIT				
108167	5/03/2015	DEPARTMENT OF COMMERCE BUILDING COMMISSION			53,589.00		PPS	53,589.00
\$APINVOICE			030315	BUILDING SERVICES LEVY -JANUARY 2015				
108168	5/03/2015	DEPARTMENT OF TRANSPORT			13,121.40		PPS	13,121.40
\$APINVOICE			403763	VEHICLE SEARCH FEES				
108169	5/03/2015	DEPARTMENT OF WATER			180.00		PPS	180.00
\$APINVOICE			704753	REFUND PARKING RESERVATION FEE-03/03				
108170	5/03/2015	PUBUIDU PREMACHANDRA			15.00		PPS	15.00
\$CANCHQ			108170	REFUND ACCESS CARD DEP-CONVENTION CNT CP				
108171	5/03/2015	JAMES BLACK			165.00		PPS	165.00
\$APINVOICE			5816	RFND WORK BOOTS/FOOTCARE PROGRAM-J BLACK				

Payment Details by Invoice

MUNICIPAL FUND




From Period 9 **To Period 9** **From Date** 1/03/2015 **To Date** 31/03/2015

<i>Cheque/EFT Number</i>	<i>Payment Date</i>	<i>Payee</i>	<i>Invoice Number</i>	<i>Payment Details</i>	<i>Amount</i>	<i>Discount</i>	<i>Retention</i>	<i>Payment Amount</i>
108172	5/03/2015	RUI KWINT	A1064641	REFUND RATES-U14/182 JAMES ST NRTHBDGE	1,575.00			1,575.00
108173	5/03/2015	TIMOTHY FAGAN	240215	REFUND ACCESS CARD DEP-CONVENTION CNT CP	15.00			15.00
108174	12/03/2015	ALJNTA GAS						4,449.55
			<i>Invoice Number</i>	<i>Payment Details</i>	<i>Amount</i>	<i>Discount</i>	<i>Retention</i>	
			458999991	CHARGES-GAS-U3/81 ROYAL ST EP	3,125.65			
			431845470	CHARGES-GAS-L478 RIVERSIDE DVE PERTH	110.60			
			654999411	CHARGES-GAS 420 WELLINGTON ST PTH	1,213.30			
108175	12/03/2015	AUSTRALIA POST						2,490.44
			<i>Invoice Number</i>	<i>Payment Details</i>	<i>Amount</i>	<i>Discount</i>	<i>Retention</i>	
			9239593	CHARGES-POSTAGE P/E 28/02/15	2,490.44			
108176	12/03/2015	AUSTRALIAN LACE GUILD WA BRANCH						250.00
			<i>Invoice Number</i>	<i>Payment Details</i>	<i>Amount</i>	<i>Discount</i>	<i>Retention</i>	
			231170	REFUND-BOND-HIRE NRTHBDGE PIAZZA COMM RM	250.00			
108177	12/03/2015	BUILDING & CONSTRUCTION INDUSTRY TRAININ						110.19
			<i>Invoice Number</i>	<i>Payment Details</i>	<i>Amount</i>	<i>Discount</i>	<i>Retention</i>	
			060315	ADDITIONAL LEVY COSTS-BPC2013/0367	110.19			
108178	12/03/2015	BUILDING COMMISSION DEPT OF COMMERCE						49.58
			<i>Invoice Number</i>	<i>Payment Details</i>	<i>Amount</i>	<i>Discount</i>	<i>Retention</i>	
			060315	INCREASE-EST VALUE OF WKS-BPC2013/0367	49.58			
108179	12/03/2015	CARL FLETCHER						15.00
			<i>Invoice Number</i>	<i>Payment Details</i>	<i>Amount</i>	<i>Discount</i>	<i>Retention</i>	
			040315	REFUND ACCESS CARD DEP-CONVENTION CNTRE	15.00			
108180	12/03/2015	CATERLINK						709.50
			<i>Invoice Number</i>	<i>Payment Details</i>	<i>Amount</i>	<i>Discount</i>	<i>Retention</i>	
			369797	FLOOR STOCK	709.50			

Payment Details by Invoice

MUNICIPAL FUND



From Period 9 To Period 9 From Date 1/03/2015 To Date 31/03/2015

<i>Cheque/EFT Number</i>	<i>Payment Date</i>	<i>Payee</i>	<i>Invoice Number</i>	<i>Payment Details</i>	<i>Amount</i>	<i>Discount</i>	<i>Retention</i>	<i>Payment Amount</i>
108181	12/03/2015	CHRIS NOBLE	050315	REFUND STUDY ASSISTANCE-C NOBLE	2,998.95			2,998.95
108182	12/03/2015	CIRCLE THE WAGON LLC	030315	CIRCLE THE WAGON SCREENING IN PERTH	200.00			200.00
108183	12/03/2015	CIRCUS JOSEPH ASHTON	231829	REFUND BOND-RESERVE HIRE BIG TOP TEASE	5,000.00			5,000.00
108184	12/03/2015	CITY OF PERTH	110315	CASH ADV-3X\$119GREEN CITIES-W/SHP-S HALL	357.00			357.00
108185	12/03/2015	CITY OF PERTH (PETTY CASH)	110315	REIMBURSE PETTY CASH TO 11/3/15	595.40			595.40
108186	12/03/2015	COLM O'BRIEN	240215	REFUND PARKING CHARGES-ACCESS DISRUPTION	25.75			25.75
108187	12/03/2015	COMMISSIONER OF POLICE	040315	LIC-SEC OFFICER,CROWD CNTL&FINGER PRNTNG	551.00			551.00
108188	12/03/2015	ESSENTIAL ENVIRONMENTAL	863	COP ENVIRONMENT POLICY& STRATEGY	8,624.00			8,624.00
108189	12/03/2015	FINES ENFORCEMENT REGISTRY	090315	LODGEMENT FEE-450 FER MATTERS	20,970.00			20,970.00

Payment Details by Invoice

MUNICIPAL FUND



From Period 9 To Period 9 From Date 1/03/2015 To Date 31/03/2015

<i>Cheque/EFT Number</i>	<i>Payment Date</i>	<i>Payee</i>	<i>Invoice Number</i>	<i>Payment Details</i>	<i>Amount</i>	<i>Discount</i>	<i>Retention</i>	<i>Payment Amount</i>
108190	12/03/2015	G G & J A COOK			670.30			670.30
\$APINVCE			A1060581	REFUND RATES-U40/44 KINGS PARK RD WP			PPS	
108191	12/03/2015	G J MCCULLAGH & R W REYNOLDS			287.85			287.85
\$APINVCE			A1097021	REFUND CREDIT BALANCE-PENSIONER REBATE			PPS	
108192	12/03/2015	GMP SECURITIES			15.00			15.00
\$APINVCE			090315	REFUND ACCESS CARD DEPOSIT-HIS MAJESTYS			PPS	
108193	12/03/2015	IAN FORBES			134.85			134.85
\$APINVCE			110315	RFND-PRSNTR GIFT- CAFE SER EVNT-I FORBES			PPS	
108194	12/03/2015	IINET LIMITED			32.00			32.00
\$APINVCE			64413726	BUSINESS 3 CONTRACT-PIAZZA SCREEN			PPS	
108195	12/03/2015	JAMES BALL			50.00			50.00
\$APINVCE			050315	REFUND PARKING INFRINGEMENT			PPS	
108196	12/03/2015	JAMES BLACK			120.00			120.00
\$APINVCE			270215	HEALTHLY LIFESTYLE-JAMES BLACK			PPS	
108197	12/03/2015	JOANNE DE JAGER			15.00			15.00
\$APINVCE			240215	REFUND PARKING CHARGES-ACCESS DISRUPTION			PPS	
108198	12/03/2015	JONES LANG LASALLE (WA)PTY LTD			57,330.01			57,330.01
\$APINVCE			6113021	RENT LOADING DOCK ENEX100 MARCH2015			PPS	

Payment Details by Invoice

MUNICIPAL FUND



From Period 9 **To Period 9** **From Date** 1/03/2015 **To Date** 31/03/2015

<i>Cheque/EFT Number</i>	<i>Payment Date</i>	<i>Payee</i>	<i>Invoice Number</i>	<i>Payment Details</i>	<i>Amount</i>	<i>Discount</i>	<i>Retention</i>	<i>Payment Amount</i>
108199	12/03/2015	LEONIE NUNN						20.00
\$APINVC			260215	REFUND ACROD CONCESSION REBATE	20.00			
108200	12/03/2015	MAIRI BELL						15.00
\$APINVC			240215	REFUND PARKING CHARGES-ACCESS DISRUPTION	15.00			
108201	12/03/2015	MATHEW RYAN NIEUWENHUYZE						75.00
\$APINVC			050315	REFUND PARKING INFRINGEMENT	75.00			
108202	12/03/2015	MMJ REAL ESTATE (WA) PTY LTD						15.00
\$APINVC			A1060581	REFUND ACCESS CARD DEP-TERRACE RD 7114	15.00			
108203	12/03/2015	NEWAY TRANSPORT						120.00
\$APINVC			704769	REFUND PARKING RESERVATION-17639	120.00			
108204	12/03/2015	OCTAGON-BKG LIFTS						2,195.60
\$APINVC			00009358	LIFT MAINTENANCE-TOWN HALL	1,097.80			
\$APINVC			00009686	LIFT MAINTENANCE-TOWN HALL	1,097.80			
108205	12/03/2015	PAMELA FARDIG						1,358.00
\$APINVC			250215	REFUND STUDY ASSISTANCE-P FARDIG	1,358.00			
108206	12/03/2015	PAPER MOUNTAIN INC						6,400.00
\$APINVC			247	SPONSORSHIP-ARTS & CULTURAL	6,400.00			
108207	12/03/2015	SAMANTHA HALL						876.00
\$APINVC			110315	RFND FLIGHTS&ACCOM-GRN CITIES W/S-S HALL	876.00			

Payment Details by Invoice

MUNICIPAL FUND



From Period 9 **To Period 9** **From Date** 1/03/2015 **To Date** 31/03/2015

<i>Cheque/EFT Number</i>	<i>Payment Date</i>	<i>Payee</i>	<i>Invoice Number</i>	<i>Payment Details</i>	<i>Amount</i>	<i>Discount</i>	<i>Retention</i>	<i>Payment Amount</i>
108208	12/03/2015	SEVEN NETWORK (OPERATIONS) LTD			71,280.00		PPS	71,280.00
\$APINVOICE			054722	LOTTERYWEST 2014 GRANT-MIKE REES CONSULT				
108209	12/03/2015	TELSTRA			39,629.09		PPS	39,629.09
\$APINVOICE			2769413700	IP AND INTERNET PHONE CHARGES JAN 15	16,312.36			
\$APINVOICE			1057776700	CHARGES FOR M2M PRODUCT	3,617.90			
\$APINVOICE			4681944502	DATA CHARGES FOR FEB 2015	4,456.74			
\$APINVOICE			2537275000	LANDLINE PHONE CHARGES FOR FEBRUARY 2015	5,446.63			
\$APINVOICE			4681945038	MOBILE CHARGES FOR FEBRUARY 2015	596.63			
\$APINVOICE			4681945053	MOBILE PHONE CHARGES FOR FEBRUARY 2015	9,198.83			
108210	12/03/2015	THE CHUNG WAH ASSOCIATION INC			250.00		PPS	250.00
\$APINVOICE			231663	REFUND-BOND HIRE NORTHBRIDGE PIAZZA COMM				
108211	12/03/2015	THE PERRINE TRUST			15.00		PPS	15.00
\$APINVOICE			040315	ACCESS CARD DEP-ELDER ST CP 4505				
108212	12/03/2015	TUJAH COLLERAN			120.00		PPS	120.00
\$APINVOICE			030315	HEALTHY LIFESTYLE-T COLLERAN				
108213	12/03/2015	WATER CORPORATION			5,879.46		PPS	5,879.46
\$APINVOICE			9001938683	CHARGES-WATER 337 WELLINGTON ST PTH	1,111.82			
\$APINVOICE			9001938480	CHARGES-WATER GROUNDS-FORREST PL PTH	4,767.64			
108214	12/03/2015	ZURICH AUSTRALIAN INSURANCE LTD			1,000.00		PPS	1,000.00
\$APINVOICE			633428065	INSURANCE EXCESS, 958-PCC				
108215	12/03/2015	AUSTRALASIAN HOUSING INSTITUTE			150.00		PPS	150.00
\$APINVOICE			110315	M/SHIP-T.MCQUE SUBMISN AWARD GODERICH ST				

Payment Details by Invoice

MUNICIPAL FUND



Cheque/EFT Number	Payment Date	Payee	From Date	To Date	Invoice Number	Payment Details	Amount	Discount	Retention	PPS	Payment Amount
108216	18/03/2015	CITY OF PERTH	1/03/2015	31/03/2015							3,766.30
\$APINVOICE		160315				CASH ADV-KAGOSHIMA DELEGATES	3,016.30				
\$APINVOICE		180315				CASH ADV-KAGOSHIMA DELEGATE-PANASTAS	750.00				
108217	19/03/2015	32 DEGREE SOUTH GROUP									1,000.00
\$APINVOICE		160315				REFUND BOND-HIRE PERTH TOWN HALL	1,000.00				
108218	19/03/2015	ALJNTA GAS									31.20
\$APINVOICE		232004048				595 HAY ST-30/1-27/2/15	31.20				
108219	19/03/2015	ALTA 1									250.00
\$APINVOICE		231126				REFUND-BOND-HIRE NRTHBDDGE PIAZZA COM RM	250.00				
108220	19/03/2015	BUILDING & CONSTRUCTION INDUSTRY TRAININ									48,172.99
\$APINVOICE		160315				BCITF FORMS-FEB 2015 MINUS AGENCY FEE	48,172.99				
108221	19/03/2015	BUSHBY PLUMBING PTY LTD									418.00
\$APINVOICE		301				EARTH FIRE WATER BALL WORKS	418.00				
108222	19/03/2015	CHRIS MERRICK									10.80
\$APINVOICE		120315				REFUND PARKING-MAYFAIR ST CP	10.80				
108223	19/03/2015	CITY OF FREMANTLE									182.00
\$APINVOICE		62437				HR-LONG SERV LEAVE ENTITLEMENTS-M FOSTER	182.00				
108224	19/03/2015	CITY OF PERTH									957.65
\$APINVOICE		110315				C/ADV-JPN YEN70,000.00-LM TRIP-KAGOSHIMA	804.65				
\$APINVOICE		230215				CASO LUNCH & DRINKS-I DAHLER	153.00				

Payment Details by Invoice

MUNICIPAL FUND



From Period 9 **To Period 9** **From Date** 1/03/2015 **To Date** 31/03/2015

<i>Cheque/EFT Number</i>	<i>Payment Date</i>	<i>Payee</i>	<i>Invoice Number</i>	<i>Payment Details</i>	<i>Amount</i>	<i>Discount</i>	<i>Retention</i>	<i>PPS</i>	<i>Payment Amount</i>
108225	19/03/2015	CITY OF PERTH (PETTY CASH)							1,728.80
\$APINVCE			110315	REFUND-AFTERNOON TEA-NEW STARTERS HR	120.00				
\$APINVCE			180315	REIMBURSEMENT PETTY CASH TO 18/3/15	1,608.80				
108226	19/03/2015	CLIMBING VINE THEATRE CO							1,000.00
\$APINVCE			160315	REFUND BOND-HIRE PERTH TOWN HALL MAR 15	1,000.00				
108227	19/03/2015	CONSULATE GENERAL							1,000.00
\$APINVCE			160315	REFUND BOND-HIRE PERTH TOWN HALL	1,000.00				
108228	19/03/2015	COOPER & OXLEY BUILDERS PTY LTD							532.80
\$APINVCE			52000	RFND O/PAYMENT DUE TO CRD NOTE ISSUED	532.80				
108229	19/03/2015	COOPER & OXLEY BUILDERS PTY LTD							351.00
\$APINVCE			110315	REFUND OF BANK TRANSFER	351.00				
108230	19/03/2015	COTA WA							30.00
\$APINVCE			110315	REFUND ACCESS CARD DEP-STATE LIBRARY CP	30.00				
108231	19/03/2015	CURTIN UNIVERSITY							1,000.00
\$APINVCE			160315	REFUND BOND-HIRE PERTH TOWN HALL FEB 15	1,000.00				
108232	19/03/2015	D GENTLE & S MORRISON							17.00
\$APINVCE			160315	REFUND PARKING - STAKEHOLDER	17.00				
108233	19/03/2015	D.S KILMARTIN & W.J KILMARTIN							59.00
\$APINVCE			021114	DRYCLEANING - UNIFORMS-SECURITY	59.00				

Payment Details by Invoice

MUNICIPAL FUND



From Period 9 To Period 9 From Date 1/03/2015 To Date 31/03/2015

<i>Cheque/EFT Number</i>	<i>Payment Date</i>	<i>Payee</i>	<i>Invoice Number</i>	<i>Payment Details</i>	<i>Amount</i>	<i>Discount</i>	<i>Retention</i>	<i>Payment Amount</i>
108234	19/03/2015	DEPARTMENT OF COMMERCE			100.00		PPS	100.00
\$APINVCE			160315	RFD ACCESS CARD DEP-THE GARAGE REMOTE 53				
108235	19/03/2015	DEPARTMENT OF TRANSPORT			250.00		PPS	250.00
\$APINVCE			224720	REFUND-BOND-HIRE NRTHBDGE PIAZZA-COM RM				
108236	19/03/2015	DOUG FORSTER			589.00		PPS	589.00
\$APINVCE			170315	PARKING AUST BOARD MEETING -D FORSTER				
108237	19/03/2015	GARRY MASON-PERTH VARIETY PERFORMERS			120.00		PPS	120.00
\$APINVCE			160215	TUESDAY MORNING SHOW PERFORMANCE				
108238	19/03/2015	ELAINE A BIRD			120.00		PPS	120.00
\$CANCHQ			108238	TUESDAY MORNING SHOW 17/02/2015				
108239	19/03/2015	KEVIN LANGOULANT			942.31		PPS	942.31
\$APINVCE			160315	RFND BOND-PTH TWN HALL LESS SECURITY				
108240	19/03/2015	L & K BAGNALL			1,715.00		PPS	1,715.00
\$APINVCE			160315	EDU SMALL BUSINESS GRANT 2014/15				
108241	19/03/2015	LUXOTTICA			500.00		PPS	500.00
\$APINVCE			160315	REFUND BOND-HIRE PERTH TOWN HALL				
108242	19/03/2015	M J & L E ABBOTT			1,275.00		PPS	1,275.00
\$APINVCE			A1135284	REFUND RATES-U20/128 ADELAIDE TEC PERTH				

Payment Details by Invoice

MUNICIPAL FUND



From Period 9 To Period 9 From Date 1/03/2015 To Date 31/03/2015

<i>Cheque/EFT Number</i>	<i>Payment Date</i>	<i>Payee</i>	<i>Invoice Number</i>	<i>Payment Details</i>	<i>Amount</i>	<i>Discount</i>	<i>Retention</i>	<i>Payment Amount</i>
108243	19/03/2015	MICHAEL BOWLAY			120.00		PPS	120.00
\$APINVCE			160315	HEALTHLY LIFESTYLE-MICHAEL BOWLAY				
108244	19/03/2015	NATIONAL INSTITUTE OF DRAMATIC ART			140.00		PPS	140.00
\$APINVCE			231252	PARTIAL REFUND BOND-HIRE NRTHDGE PIAZZA				
108245	19/03/2015	PEUGEOT ROADSIDE ASSISTANCE			102.00		PPS	102.00
\$APINVCE			170315	ROADSIDE ASSISTANCE-IDVR731				
108246	19/03/2015	PUBUDU PREMACHANDRA			15.00		PPS	15.00
\$APINVCE			170315	REFUND ACCESS CARD DEP-CONVENTION CNTR				
108247	19/03/2015	S SALLED			500.00		PPS	500.00
\$APINVCE			160315	REFUND BOND-HIRE PERTH TOWN HALL				
108248	19/03/2015	SALVATION ARMY WA DIVISION			42.50		PPS	42.50
\$APINVCE			110315	REFUND-RESIDENTIONAL PARKING PERMIT				
108249	19/03/2015	SANT NIRANKARI MANDAL SYDNEY INC			703.70		PPS	703.70
\$APINVCE			160315	RFD BOND-HIRE PTH TWN HALL LESS SECURITY				
108250	19/03/2015	SEAN MILENTIS			15.00		PPS	15.00
\$APINVCE			110315	REFUND ACCESS CARD DEP-PIER ST CP 4597				
108251	19/03/2015	SHELTER WA			500.00		PPS	500.00
\$APINVCE			160315	REFUND-BOND HIRE PERTH TOWN HALL				

Payment Details by Invoice

MUNICIPAL FUND



From Period 9 To Period 9 From Date 1/03/2015 To Date 31/03/2015

<i>Cheque/EFT Number</i>	<i>Payment Date</i>	<i>Payee</i>	<i>Invoice Number</i>	<i>Payment Details</i>	<i>Amount</i>	<i>Discount</i>	<i>Retention</i>	<i>PPS</i>	<i>Payment Amount</i>
108252	19/03/2015	SLATER & GORDON	130315	REFUND-OVERPAID APPLICATION 2015/150	266.00				266.00
108253	19/03/2015	SRI LANKAN CULTURAL SOCIETY OF WA	160315	REFUND BOND-HIRE PERTH TOWN HALL-FEB 15	1,000.00				1,000.00
108254	19/03/2015	TALJA STEPHENS	160315	RFND BOND-PTH TWN HALL LESS CANCELTN FEE	833.50				833.50
108255	19/03/2015	TENILLE RUSSELL	120315	50% RFND-CANCEL WEDDING BKNG-BAD WEATHER	95.00				95.00
108256	19/03/2015	THE MIGRATION INSTITUTE OF AUSTRALIA	232027	REFUND-BOND HIRE-NRTHBDGE PIAZZA COM RM	250.00				250.00
108257	19/03/2015	THE RENTAL SOLUTIONS TRUST ACCOUNT	A1158245	REFUND RATES-U71/148 ADELAIDE TCE PERTH	391.45				391.45
108258	19/03/2015	THE WILDERNESS SOCIETY	160315	RFND BOND-PTH TWN HALL LESS BANQUET TBLS	886.00				886.00
108259	19/03/2015	VINTAGE WEDDINGS PTY LTD	160315	REFUND BOND-HIRE PERTH TOWN HALL	1,000.00				1,000.00
108260	19/03/2015	WA CONSERVATOIRE OF CLASSICAL BALLET	170315	REFUND BOND-HIRE PERTH TOWN HALL	1,000.00				1,000.00

Payment Details by Invoice

MUNICIPAL FUND



From Period 9 **To Period 9** **From Date** 1/03/2015 **To Date** 31/03/2015
Cheque/EFT Number **Payment Date** **Payee** **Payment Amount**

108261	19/03/2015	WATER CORPORATION							
			<i>Invoice Number</i>	<i>Payment Details</i>	<i>Amount</i>	<i>Discount</i>	<i>Retention</i>	<i>PPS</i>	
\$APINVC			9018906514	CAR PARK AT 111 GODERICH ST EAST PERTH	36.01				
\$APINVC			9013550387	CAR PARK AT MOUNTS BAY ROAD	36.31				
\$APINVC			9018026613	CHARGES-WATER 142 JAMES ST NORTHBRIDGE	217.88				
\$APINVC			900193852	CHARGES-WATER 4 FORREST PL PERTH	290.50				
\$APINVC			9010759521	CHARGES-WATER-129 JAMES ST NRTHBDGE	1,383.68				
\$APINVC			9009384013	CHARGES-WATER-SHOP2/378 WELLINGTON ST	11.90				
\$APINVC			9009383993	CHARGES-WATER-SHOP 11/376 WELLINGTON ST	14.28				
\$APINVC			9017137987	CHARGES-WATER-SHOP3/378 WELLINGTON ST	187.55				
\$APINVC			9016721671	CHARGES-WATER-SH6/376-420 WELLINGTON ST	188.78				
\$APINVC			9001939168	CHARGES-WATER-SH10/378 WELLINGTON ST	188.78				
\$APINVC			9011664858	CHARGES-WATER-81 ROYAL ST PERTH	189.17				
\$APINVC			9017137995	CHARGES-WATER-SH4/378 WELLINGTON ST	193.25				
\$APINVC			9011261186	CHARGES-WATER- SH5/376 WELLINGTON ST	199.88				
\$APINVC			9011664874	CHARGES-WATER-81 ROYAL ST EAST PTH	208.57				
\$APINVC			9001939192	CHARGES-WATER-SH1&15/378 WELLINGTON ST	209.48				
\$APINVC			9011664866	CHARGES-WATER-81 ROYAL ST EP	233.02				
\$APINVC			9001939176	CHARGES-WATER-SH8/376 WELLINGTON ST	234.05				
\$APINVC			9001939184	CHARGES-WATER-SH9/376 WELLINGTON ST	251.83				
\$APINVC			9001936848	CHARGES-WATER-SHOP 1-5/L9 MURRAY ST PTH	294.34				
\$APINVC			9011664882	CHARGES-WATER-RESTRNT 81 ROYAL ST EP TH	412.99				
\$APINVC			9001938499	CHARGES-WATER-SHOP 4 FORREST PL PTH	545.50				
\$APINVC			9001938990	CHARGES-WATER-SH12-14/378 WELLINGTON ST	760.09				
\$APINVC			9002384977	CHARGES-WATER 24 ROBERTS ST O/PARK	2,278.64				
108263	19/03/2015	ZAMBRERO NORTHBRIDGE			250.00				
			<i>Invoice Number</i>	<i>Payment Details</i>	<i>Amount</i>	<i>Discount</i>	<i>Retention</i>	<i>PPS</i>	
\$APINVC			224253	REFUND BOND-HIRE NRTHBDGE PIAZZA COMM RM	250.00				
108264	26/03/2015	ABORIGINAL HEALTH COUNCIL OF WA			500.00				
			<i>Invoice Number</i>	<i>Payment Details</i>	<i>Amount</i>	<i>Discount</i>	<i>Retention</i>	<i>PPS</i>	
\$APINVC			232249	RFND-BOND HIRE-CLOSE THE GAP FAMILY DAY	500.00				

Payment Details by Invoice

MUNICIPAL FUND



From Period 9 **To Period 9** **From Date** 1/03/2015 **To Date** 31/03/2015

<i>Cheque/EFT Number</i>	<i>Payment Date</i>	<i>Payee</i>	<i>Invoice Number</i>	<i>Payment Details</i>	<i>Amount</i>	<i>Discount</i>	<i>Retention</i>	<i>PPS</i>	<i>Payment Amount</i>
108265	26/03/2015	AKARI RAMON PTY LTD							120.00
\$APINVCE			180315	HEALTH APPROVAL NOT REQUIRED	120.00				
108266	26/03/2015	AMANDA MANNOLINI							692.61
\$APINVCE			180315	RFND-TICKET-PUBLIC SYMPOSIUM-A MANNOLINI	692.61				
108267	26/03/2015	ARTAGE FRINGEWORLD							6,495.71
\$APINVCE			180315	REFUND PARKING CARD DEPOSIT&BALANCE	6,495.71				
108268	26/03/2015	AUST INSTITUTE OF LANDSCAPE ARCHITECTS							250.00
\$APINVCE			231981	REFUND BOND-HIRE PIAZZA NORTHBRIDGE	250.00				
108269	26/03/2015	BUTLER, ROB							16,093.75
\$APINVCE			190315	CR SITING FEE&DLM ALLOW-04-06 15-R BUTLER	16,093.75				
108270	26/03/2015	CITY OF PERTH (PETTY CASH)							1,275.95
\$APINVCE				REIMBURSE PETTY CASH TO 25/3/15	1,275.95				
108271	26/03/2015	DANIELLA JOYCE							261.57
\$APINVCE			180315	RFND-PRIZES-BIKE HIKE 4 ASTHMA -D JOYCE	261.57				
108272	26/03/2015	DANIELLA JOYCE							220.00
\$APINVCE			200315	RFND ENTRIES/BIKE HIRE-4 ASTHMA-D JOYCE	220.00				
108273	26/03/2015	DAVIDSON, JANET							7,725.00
\$APINVCE			190315	CR SITTING/ATTN FEE APR-JUN15-J DAVIDSON	7,725.00				

Payment Details by Invoice

MUNICIPAL FUND




From Period 9 To Period 9 From Date 1/03/2015 To Date 31/03/2015

<i>Cheque/EFT Number</i>	<i>Payment Date</i>	<i>Payee</i>	<i>Invoice Number</i>	<i>Payment Details</i>	<i>Amount</i>	<i>Discount</i>	<i>Retention</i>	<i>Payment Amount</i>
108274	26/03/2015	DEPT TREASURY & FINANCE			358.92		PPS	358.92
\$APINVCE			A1082635	RFND SENIOR REBATE-U3/1 HENRY LAWSON WLK				
108275	26/03/2015	ELAINE A BIRD			120.00		PPS	120.00
\$APINVCE			170215	TUESDAY MORNING SHOW 17/02/2015				
108276	26/03/2015	FARNELY TOWERS PTY LTD			1,913.35		PPS	1,913.35
\$APINVCE			A1182021	REFUND RATES-U3/41 ST GEORGES TCE PERTH				
108277	26/03/2015	FINES ENFORCEMENT REGISTRY			55,920.00		PPS	55,920.00
\$APINVCE			230315	LODGEMENT FEE-1200 FER MATTERS				
108278	26/03/2015	GIUSEPPE LOPOLO			120.00		PPS	120.00
\$APINVCE			130215	HEALTHY LIFESTYLE-G LOPOLO				
108279	26/03/2015	KARWAI WONG			379.00		PPS	379.00
\$APINVCE			240315	REFUND STEEL BLUE SAFETY BOOTSX2-K WONG				
108280	26/03/2015	KATHRYN KEAVENEY			1,095.60		PPS	1,095.60
\$APINVCE			130315	REFUND STUDY ASSISTANCE-K KEAVENEY				
108281	26/03/2015	KEVIN R ANDERSON			37.50		PPS	37.50
\$APINVCE			200315	REFUND ACROD CONCESSION REBATES				
108282	26/03/2015	LINCOLN TAN			120.00		PPS	120.00
\$APINVCE			251113	INCORRECTLY PAID REF 4914627				

Payment Details by Invoice

MUNICIPAL FUND



From Period 9 To Period 9 From Date 1/03/2015 To Date 31/03/2015

<i>Cheque/EFT Number</i>	<i>Payment Date</i>	<i>Payee</i>	<i>Invoice Number</i>	<i>Payment Details</i>	<i>Amount</i>	<i>Discount</i>	<i>Retention</i>	<i>Payment Amount</i>
108283	26/03/2015	M H WAUCHOPE			147.30		PPS	147.30
\$APINVCE			A1099381	RFND SENIOR REBATE-U34/7-9 BENNETT ST EP	147.30		PPS	
108284	26/03/2015	NILOHA MENDOZA			110.00		PPS	110.00
\$APINVCE			200315	GLASSES CONTRIBUTION-N MENDOZA	110.00		PPS	
108285	26/03/2015	OFFICE OF MULTICULTURAL INTERESTS			250.00		PPS	250.00
\$APINVCE			232576	REFUND BOND-HIRE PIAZZA NORTHBRIDGE	250.00		PPS	
108286	26/03/2015	PUBUDU PREMACHANDRA			15.00		PPS	15.00
\$APINVCE			270215	REFUND ACCESS CARD DEP-CONVENTION CNT CP	15.00		PPS	
108287	26/03/2015	RENTAL SOLUTIONS TRUST ACCOUNT			419.25		PPS	419.25
\$APINVCE			A1154624	REFUND RATES-U30/22 ST GEORGES TCE PTH	419.25		PPS	
108288	26/03/2015	RENUKA ISMALAGE			395.85		PPS	395.85
\$APINVCE			200315	REFUND STUDY ASSISTANCE-R ISMALAGE	395.85		PPS	
108289	26/03/2015	RENUKA ISMALAGE			97.45		PPS	97.45
\$APINVCE			200315	REFUND STUDY ASSISTANCE-R ISMALAGE	97.45		PPS	
108290	26/03/2015	THE MAYFAIR UNIT TRUST			1,855.60		PPS	1,855.60
\$APINVCE			A1011105	RFND RATES-UNITS 1-4/28-30 MAYFAIR ST WP	1,855.60		PPS	
108291	26/03/2015	TREVOR GALLAGHER			99.95		PPS	99.95
\$APINVCE			190315	HEALTHY LIFESTYLE-T GALLAGHER	99.95		PPS	

Payment Details by Invoice

MUNICIPAL FUND



From Period 9 To Period 9 From Date 1/03/2015 To Date 31/03/2015

<i>Cheque/EFT Number</i>	<i>Payment Date</i>	<i>Payee</i>	<i>Invoice Number</i>	<i>Payment Details</i>	<i>Amount</i>	<i>Discount</i>	<i>Retention</i>	<i>Payment Amount</i>
108292	26/03/2015	WILLIAM BUCK			80.00			80.00
\$APINVCE			230315	REFUND VEHICLE RELEASE FEE-PIER ST CP				
108293	30/03/2015	WESTERN AUSTRALIAN TREASURY			543,456.28			543,456.28
\$APINVCE			LOAN164	LOAN 164 324241W				
108294	31/03/2015	BRAVURO PTY LTD						19,046.50
\$APINVCE			274375	RAY CROUCH W/E 18/01/2015	7,150.00			
\$APINVCE			274261	RAY CROUCH W/E 01/02/2015	7,221.50			
\$APINVCE			259407	RAY CROUCH P/E 27/7/2014	4,675.00			
108295	31/03/2015	AI-LING TRUONGI			10,000.00			10,000.00
\$APINVCE			23220151	SPONSORSHIP-FOOD TRUCK RUMBLE				
108296	31/03/2015	ALINTA GAS			227.20			227.20
\$APINVCE			382913950	GAS CHARGES-30ROBERTS ST-10/2-9/3/15	227.20			
108297	31/03/2015	BEFRIEND INC			250.00			250.00
\$APINVCE			232350	REFUND BOND HIRE-PIAZZA COMM RM	250.00			
108298	31/03/2015	BNB PARTNERS PTY LTD			183.00			183.00
\$APINVCE			260315	CBS NOT REQUIRED	183.00			
108299	31/03/2015	CAMEO CLEANING SERVICE			1,300.00			1,300.00
\$APINVCE			520	FEB 2015 CLEANING SERVICES-ROD EVANS CTR	1,300.00			
108300	31/03/2015	CCI LEARNING SOLUTIONS			1,177.00			1,177.00
\$APINVCE			228909	SAFETY & HEALTH REP TRAINING18/5/15	1,177.00			

Payment Details by Invoice

MUNICIPAL FUND



From Period 9 To Period 9 From Date 1/03/2015 To Date 31/03/2015

<i>Cheque/EFT Number</i>	<i>Payment Date</i>	<i>Payee</i>	<i>Invoice Number</i>	<i>Payment Details</i>	<i>Amount</i>	<i>Discount</i>	<i>Retention</i>	<i>PPS</i>	<i>Payment Amount</i>
108301	31/03/2015	CENTRAL CITY MEDICAL CENTRE							581.20
\$APINVCE			0624101	HEP A&B VACCINATION	185.00				
\$APINVCE			0625725	HEP B VACCINATION-C MCALLISTER	33.00				
\$APINVCE			0626001	HEP B VACCINATION	33.00				
\$APINVCE			0624694	HEP B VACCINATION	33.00				
\$APINVCE			0626174	HEP B VACCINATION	33.00				
\$APINVCE			0612649	HEP B VACCINATION	53.00				
\$APINVCE			0609285	HEP B VACCINATION	103.10				
\$APINVCE			0605524	HEP B VACCINATION	108.10				
108302	31/03/2015	CHANDIMA HIYARE HEWAGE							890.00
\$APINVCE			180215	SUPPLY-TABLE CENTER PIECES	890.00				
108303	31/03/2015	CHERYL JORDAN							142.50
\$APINVCE			260315	CANCELLATION OF WEDDING BOOKING 28/11/15	142.50				
108304	31/03/2015	CITY BRICK PAVING							88,687.10
\$APINVCE			457	PAVING WORKS - HAVELOCK STREET	7,736.36				
\$APINVCE			456	PAVING WORKS	80,950.74				
108305	31/03/2015	CITY OF BAYSWATER							5.50
\$APINVCE			12728	LOST ITEM - ATLANTIS FOUND	5.50				
108306	31/03/2015	CITY OF PERTH BAND							1,003.94
\$APINVCE			01/02/2015	BAND PERFORMANCE - AUSTRALIA DAY	1,003.94				
108307	31/03/2015	CJ CAMPBELL CONSULTING							3,905.00
\$APINVCE			1501189	REPLACEMENT OF OZONE IRRIGATION MAINLINE	3,905.00				

Payment Details by Invoice

MUNICIPAL FUND



From Period 9 **To Period 9** From Date 1/03/2015 To Date 31/03/2015

<i>Cheque/EFT Number</i>	<i>Payment Date</i>	<i>Payee</i>	<i>Invoice Number</i>	<i>Payment Details</i>	<i>Amount</i>	<i>Discount</i>	<i>Retention</i>	<i>PPS</i>	<i>Payment Amount</i>
108308	31/03/2015	CLOVERDALE HARDWARE			286.70				286.70
\$APINVOICE			00081079	6X TURTLE CAR WASH/12X SHRUB RAKE	286.70				
108309	31/03/2015	CONSULATE GENERAL OF JAPAN			920.80				920.80
\$APINVOICE			231604	REFUND BOND-HIRE FORREST PLACE	920.80				
108310	31/03/2015	D.S KILMARTIN & W.J KILMARTIN			5,757.50				5,757.50
\$APINVOICE			240215	SERVICES-DRYCLEANER - UNIFORM	3,741.50				
\$APINVOICE			240215	SERVICES-DRYCLEANERS-UNIFORMS	262.00				
108311	31/03/2015	DANIELLE RIEBE			197.77				197.77
\$APINVOICE			240315	MOVIE DATABASE-IMDB PRO A/C--D RIEBE	197.77				
108312	31/03/2015	DARREN FISHER			250.00				250.00
\$APINVOICE			260315	FREQUENCIES PERTH SCREENING	250.00				
108313	31/03/2015	DEMMEER GALLERIES PTY LTD			170.00				170.00
\$APINVOICE			33411	CERTIFICATE FRAMING	170.00				
108314	31/03/2015	DEPT TREASURY & FINANCE			358.92				358.92
\$APINVOICE			A1169838	RFND-SENIOR REBATE-20/70 WITTENOOM ST EP	358.92				
108315	31/03/2015	ENIGMA BUSINESS PRODUCTS PTY LTD			214.50				214.50
\$APINVOICE			126308	SEQUENCE LABELS	214.50				
108316	31/03/2015	ESSENTIAL ENVIRONMENTAL			8,261.00				8,261.00
\$APINVOICE			879	COMPLETION OF MILESTONE 4 & 5	8,261.00				

Payment Details by Invoice

MUNICIPAL FUND




From Period 9 To Period 9 From Date 1/03/2015 To Date 31/03/2015

<i>Cheque/EFT Number</i>	<i>Payment Date</i>	<i>Payee</i>	<i>Invoice Number</i>	<i>Payment Details</i>	<i>Amount</i>	<i>Discount</i>	<i>Retention</i>	<i>PPS</i>	<i>Payment Amount</i>
108317	31/03/2015	EUROPEAN FOODS PTY LTD							1,367.94
\$APINVCE			1295157	BEVERAGES	211.42				
\$APINVCE			1295165	CHERRIES/NAPKINS	20.24				
\$APINVCE			1294422	SUPPLY FOODS & BEVERAGE	356.83				
\$APINVCE			1295539	ORANGE JUICE/NAPKINS	90.46				
\$APINVCE			1297972	BEVERAGES	111.98				
\$APINVCE			1297327	ORANGE JUICE	17.40				
\$APINVCE			1297507	ORANGE JUICE	17.40				
\$APINVCE			1297266	ALFOIL ALL PURPOSE	33.57				
\$APINVCE			1297268	OLIVE OIL AND VINEGAR	82.16				
\$APINVCE			1299069	COFFEE/MENTOS	185.49				
\$APINVCE			1297269	SUPPLY-BEVERAGES	240.99				
108318	31/03/2015	EXPERIAN AUSTRALIA PTY LTD							3,509.00
\$APINVCE			A144871	QUICK ADDRESS AUS-ANNUAL LIC/WINDOW 32	3,509.00				
108320	31/03/2015	ID COLLECTIVE							2,700.00
\$APINVCE			240315	REFUND BOND HIRE-FORREST PLACE	2,700.00				
108321	31/03/2015	JAPANESE TRUCK & BUS SPARES PTY LTD							2,052.70
\$APINVCE			215519	LINING SET/SEALS/BRAKE DRUM	1,046.45				
\$APINVCE			216014	SUPPLY-MARCH FILTERS FOR FLEET	1,006.25				
108322	31/03/2015	JAYNE FRENCH							110.00
\$APINVCE			250315	GLASSESS CONTRIBUTION-J FRENCH	110.00				
108323	31/03/2015	MRS JULIE ZUVELA							707.50
\$APINVCE			21CP	TRANSCRIPT ORAL HISTORY SERVICES	707.50				

Payment Details by Invoice

MUNICIPAL FUND




From Period 9 **To Period 9** From Date 1/03/2015 To Date 31/03/2015

<i>Cheque/EFT Number</i>	<i>Payment Date</i>	<i>Payee</i>	<i>Invoice Number</i>	<i>Payment Details</i>	<i>Amount</i>	<i>Discount</i>	<i>Retention</i>	<i>PPS</i>	<i>Payment Amount</i>
108324	31/03/2015	MUNICIPAL ASSOCIATION OF VICTORIA	H716S9	REGISTRATION-FUTURE OF LG NAT SUMMIT	594.00				594.00
108325	31/03/2015	OFFICE OF MULTICULTURAL INTERESTS	52585	REFUND-PIAZZA HIRE CANCELLED EVENT	852.50				852.50
108326	31/03/2015	PERTH TRADES HALL INCORPORATED T/AS LABOR BUSINESS RC	INV-0088	BREAKFAST WITH GARY GRAY 18/12/14	88.00				88.00
108327	31/03/2015	PERTH ZOO	250315	WKSHOP/SEMINAR RM&EYE2EYE ELEPH/RHINO-HR	1,195.00				1,195.00
108328	31/03/2015	PHIL GREEN	250315	HEALTHLY LIFESTYLE-P GREEN	120.00				120.00
108329	31/03/2015	RETECH RUBBER	00001280	REPAIR SOFT FALL RUBBER-JOHN OLDHAM PARK	687.50				687.50
108330	31/03/2015	RETRAVISION (CITY)	60004262	SUPPLY&DELIVER-347L TOP MOUNT FRIDGE	660.00				660.00
108331	31/03/2015	SENSIS PTY LTD	029312078	SENSIS VALUE-CHILDCARE CTR	97.90				97.90
108332	31/03/2015	SERIOUS COMEDY	024	PIAZZARAMA PERFORMANCE - MATTY GREY	1,500.00				1,500.00

Payment Details by Invoice

MUNICIPAL FUND



From Period 9 **To Period 9** **From Date** 1/03/2015 **To Date** 31/03/2015

<i>Cheque/EFT Number</i>	<i>Payment Date</i>	<i>Payee</i>	<i>Invoice Number</i>	<i>Payment Details</i>	<i>Amount</i>	<i>Discount</i>	<i>Retention</i>	<i>Payment Amount</i>
108333	31/03/2015	SPROUT NETWORK			2,700.00			2,700.00
\$APINVCE			230315	REFUND BOND-HIRE FORREST PLACE	2,700.00			
108334	31/03/2015	THAI AUSTRALIAN ASSOCIATION OF WA INC			5,880.00			5,880.00
\$APINVCE			150001	SONGKRAN FESTIVAL SPONSORSHIP - 50%	5,880.00			
108335	31/03/2015	THE TRUSTEE FOR KRISHNA FAMILY TRUST			560.00			560.00
\$APINVCE			00000068	7X KANGAROO SKIN	560.00			
108336	31/03/2015	THE TRUSTEE FOR THE ANN APTHORP INVESTMENT TRUST			1,072.50			1,072.50
\$APINVCE			243	LIGHT UP SAFETY REBATE	1,072.50			
108337	31/03/2015	THE TRUSTEE FOR THE IN TRUSTEE WE TRUST			5,500.00			5,500.00
\$APINVCE			200694	SPONSORSHIP-BAR WARS EVENT	5,500.00			
108338	31/03/2015	WA AIDS COUNCIL			250.00			250.00
\$APINVCE			222083	REFUND BOND HIRE-PIAZZA COMM CNTR	250.00			
108339	31/03/2015	WATER CORPORATION			830.74			830.74
\$APINVCE			9012387186	HYDRANT STANDPIPE HIRE - MAR 2015	818.84			
\$APINVCE			9009384048	CHARGES-WATER-SH 16/376 WELLINGTON ST	11.90			
108340	31/03/2015	WESTERN AUSTRALIAN TREASURY			278,485.37			278,485.37
\$APINVCE			LOAN165	LOAN 165 358682W	245,563.16			
\$APINVCE			LOAN166	LOAN 166 358680W	32,922.21			
139924	3/03/2015	SQUIRE PATTON BOGGS(AU)			12,348.60			12,348.60
\$APINVCE			249598	MATTER 60-1498437 LANEWAY DEATH	12,348.60			

Payment Details by Invoice

MUNICIPAL FUND



From Period 9	To Period 9	From Date	To Date	Payment Date	Payee	Invoice Number	Payment Details	Amount	Discount	Retention	PPS	Payment Amount
139925	3/03/2015	1/03/2015	31/03/2015	3/03/2015	BOOTLEG COMDEX							1,540.00
	\$APINVCE					INV-5162	FAMOUS SHARRON MC HOSTING 17/1-CAT VIDEO	440.00				
	\$APINVCE					INV-5159	FAMOUS SHARRON MC HOSTING & ROVING 1/2	1,100.00				
139926	3/03/2015			3/03/2015	AUSTRALIAN EVENT PROTECTION(WA)PTY LTD							805.27
	\$APINVCE					00000927	PIAZZA SECURITY W/E 15/2/15	821.70	16.43			16.43
139927	3/03/2015			3/03/2015	HOUDINI LOCK SERVICE							3,949.00
	\$APINVCE					61952	ABUS PADLOCKS AND KEYS	3,949.00				
139928	5/03/2015			5/03/2015	CTI5 PTY LTD							20,305.24
	\$APINVCE					01065561	VIC PARK COIN BOX COLLECTION 9/2-22/2	886.38	17.73			
	\$APINVCE					01065560	COIN BOX COLLECTION 9/1/15-22/2/15	18,315.26	366.31			
	\$APINVCE					01065562	APM AUDIT-COIN COLLECTION-FEB 2015	1,518.00	30.36			
									414.40			
139929	5/03/2015			5/03/2015	POOLWERX PERTH CITY							388.71
	\$APINVCE					1242-2	EARTH WATER FIRE BALL MAINT - JAN 2015	388.71				
139930	5/03/2015			5/03/2015	BIDVEST							1,089.14
	\$APINVCE					130843608	KITCHEN SUPPLIES - COMMUNITY CENTRE	499.77				
	\$APINVCE					130886395	SUPPLY GROCERIES-CITIPLACE COMM CNTR	589.37				

Payment Details by Invoice

MUNICIPAL FUND



From Period 9 To Period 9 From Date 1/03/2015 To Date 31/03/2015

<i>Cheque/EFT Number</i>	<i>Payment Date</i>	<i>Payee</i>	<i>Invoice Number</i>	<i>Payment Details</i>	<i>Amount</i>	<i>Discount</i>	<i>Retention</i>	<i>PPS</i>	<i>Payment Amount</i>
139931	5/03/2015	CHUBB FIRE SAFETY							1,282.40
\$APINVCE			2959631	FIRE EQUIP SVC-CULTURAL CENTRE CARPARK	168.30				
\$APINVCE			2982436	FIRE SYSTEMS DEC 2014 - PCEC CAR PARK	486.44				
\$APINVCE			3022033	FIRE SYSTEMS JAN 2015 - PCEC CAR PARK	486.44				
\$APINVCE			2982437	FIRE SYSTEMS DEC 2014-CULTUAL CENTRE CP	70.61				
\$APINVCE			3022034	FIRE SYSTEMS JAN 2015-CULTURAL CENTRE CP	70.61				
139932	5/03/2015	THYSSENKRUPP ELEVATOR AUSTRALIA PTY LTD							938.30
\$APINVCE			1079041	MAINTENANCE-LIFT MAYFAIR ST CP	938.30				
139933	5/03/2015	BLUE SKY WINDOW CLEANING & ROPE ACCESS							7,128.00
\$APINVCE			00004389	COUNCIL HOUSE WINDOW CLEANING 12-14 JAN	7,128.00				
139934	5/03/2015	KINGMAN VISUAL							984.50
\$APINVCE			00030556	4X 835MMX1300MM 15M PRINTED PVC	984.50				
139935	5/03/2015	MONK MEDIA							55.00
\$APINVCE			00002652	FOODCHAIN EDITS	55.00				
139936	5/03/2015	TRUSTEE FOR THE ENTERTAINMENT BANK TRUST							242.00
\$APINVCE			00004887	CARTOONIST-PIAZZARAMA -20% UPFRONT PAYMEN	242.00				
139937	5/03/2015	PACIFIC BRANDS WORK WEAR GROUP							729.44
\$APINVCE			08993681	SUPPLY UNIFORM-ST CLEANING NIGHT	225.50				
\$APINVCE			08734041	SUPPLY UNIFORMS-WKS	503.94				

Payment Details by Invoice

MUNICIPAL FUND



From Period 9	To Period 9	From Date	To Date	Payment Date	Payee	Invoice Number	Payment Details	Amount	Discount	Retention	PPS	Payment Amount
139938	5/03/2015	1/03/2015	31/03/2015	5/03/2015	DRAINFLOW SERVICES PTY LTD							15,275.26
	\$APINVC					106070	REPAIRS-DRAINAGE-MOUNTS BAY RD CRAWLEY	12,518.00	250.36			
	\$APINVC					106071	NIGHT WORK DRAINAGE REPAIRS-MOUNTS BAY R	3,069.00	61.38			
								311.74				
139939	5/03/2015			5/03/2015	SQUIRE SANDERS(AU)							726.90
	\$APINVC					249526	MATTER 60-1508069 LEASE VARIATION	726.90				
139940	5/03/2015			5/03/2015	THE SONG ROOM							165.00
	\$APINVC					00001427	REIMBURSEMENT FOR SHARING STORIES DVD	165.00				
139941	5/03/2015			5/03/2015	UNLIMITED TOW & RECOVERY							550.00
	\$APINVC					00026509	TOW AWAY SERVICES-AUSTRALIA DAY 2015	550.00				
139942	5/03/2015			5/03/2015	GJK FACILITY SERVICES							67,321.88
	\$APINVC					305951	JAN 2015 CLEANING SERVICES - CAR PARKS	67,321.88				
139943	5/03/2015			5/03/2015	LINFOX ARMAGUARD PTY LTD							1,228.16
	\$APINVC					05651291	WAA BANKING FEB2015	1,228.16				
139944	5/03/2015			5/03/2015	EXPRESS SALARY PACKAGING PTY LTD							5,936.86
	\$APINVC					141230	MOTOR VEHICLE LEASE RENTAL	2,968.43				
	\$APINVC					150224	MOTOR VEHICLE LEASE RENTAL P/E 20/02/15	2,968.43				
139945	5/03/2015			5/03/2015	TRACEY LEE SIMPSON							718.00
	\$APINVC					270215	REFUND 3 X R&R VOUCHERS-T SIMPSON	300.00				
	\$APINVC					270215	REFUND NESPRESSO COFFEE PODS-T SIMPSON	418.00				

Payment Details by Invoice

MUNICIPAL FUND



Cheque/EFT Number	Payment Date	Payee	From Date	To Date	Invoice Number	Payment Details	Amount	Discount	Retention	Payment Amount
139946	5/03/2015	MAIN ROADS WESTERN AUSTRALIA	1/03/2015	31/03/2015	8004643	APH CONTRACTORS - MOUNTS BAY ROAD WORKS	26,447.20			26,447.20
139947	5/03/2015	JP KELLY T/AS QI CREATIVE SOLUTIONS			0000019	N/BRIDGE PIAZZA SCREEN OPERATION - JAN	402.50			402.50
139948	5/03/2015	KEITH YONG			230215	REFUND EXPENSES FEB 2015-CR YONG	58.66			58.66
139949	5/03/2015	MCLEODS BARRISTERS AND SOLICITORS			85019	36169 PROPOSED DISPOSITION OF WALKWAYS	318.87	7.97		310.90
139950	5/03/2015	CPG RESEARCH & ADVISORY PTY LTD			00001831	ADVISORY FEE CPG-JANUARY 2015	3,300.00			3,300.00

Payment Details by Invoice

MUNICIPAL FUND



From Period 9 **To Period 9** **From Date** 1/03/2015 **To Date** 31/03/2015

Cheque/EFT Number **Payment Date** **Payee** **Payment Amount**

139951 5/03/2015 ELECTRICITY GENERATION AND RETAIL CORPORATION 106,643.40

<i>Invoice Number</i>	<i>Payment Details</i>	<i>Amount</i>	<i>Discount</i>	<i>Retention</i>	<i>PPS</i>
\$APINVCE 289705470	U CS 2 PLAIN ST EAST PERTH 16/1-13/2	241.95			
\$APINVCE 192179190	27 ST GEORGE'S TCE PERTH 7/1-3/2	43,079.35			
\$APINVCE 446870990	LOT 1 NELSON CRES EAST PERTH 17/1-16/2	396.65			
\$APINVCE 758917930	8 ABERDEEN ST PERTH 13/12-16/2	423.40			
\$APINVCE 190383950	U A 2 PLAIN ST EAST PERTH 16/1-13/2	1,667.30			
\$APINVCE 730752590	262 HAY ST EAST PERTH 17/12-19/2	195.40			
\$APINVCE 459877870	U A 4 HALE ST EAST PERTH 17/12-19/2	270.90			
\$APINVCE 150986610	CHARGES-ELECT-417 MURRAY ST PTH	1,341.40			
\$APINVCE 128191510	CHARGES-ELECT-MURRAY ST PTH	130.55			
\$APINVCE 427166830	CHARGES-ELECT-731 HAY ST PERTH	15.40			
\$APINVCE 805482670	CHARGES-ELECT-21 JAME ST NORTHBRIDGE	190.50			
\$APINVCE 150987600	CHARGES-ELECT-85 FRANCIS ST NORTHBRIDGE	315.25			
\$APINVCE 150989150	CHARGES-ELECT-267 PARKER ST NORTHBRIDGE	398.40			
\$APINVCE 948240940	CHARGES-ELECT-420 WELLINGTON ST PERTH	47.20			
\$APINVCE 483348700	CHARGES-ELECT-U3/129 JAMES ST PERTH	623.00			
\$APINVCE 551757230	CHARGES-ELECT-SHOP B1 HAY ST PERTH	750.40			
\$APINVCE 61543790	CHARGES-ELECT-SHOP B2/683 HAY ST PERTH	754.35			
\$APINVCE 138878160	CHARGES-ELECT-L0 ST GEORGES TCE PTH	979.05			
\$APINVCE 192178960	ELECTRICITY-420WELLINGTON-7/01-3/02/15	15,335.80			
\$APINVCE 847854270	CHARGES-ELECT ST LAMPS-25/12/14-24/1/15	38,929.45			
\$APINVCE 260583710	LOT56 NEWCASTLE ST-13/12-16/2/15	557.70			
139952 5/03/2015 CLAIRE BIDDISS		472.50			

139952 5/03/2015 CLAIRE BIDDISS 472.50

<i>Invoice Number</i>	<i>Payment Details</i>	<i>Amount</i>	<i>Discount</i>	<i>Retention</i>	<i>PPS</i>
\$APINVCE CB35/2	PIAZZA SCREEN OPERATION-WORLD CUP	472.50			

139953 5/03/2015 AUDINO GROWERS 241.90

<i>Invoice Number</i>	<i>Payment Details</i>	<i>Amount</i>	<i>Discount</i>	<i>Retention</i>	<i>PPS</i>
\$APINVCE 032334	VEGETABLES - COMMUNITY CENTRE	241.90			

139954 5/03/2015 PHASE 1 AUDIO 21,029.25

<i>Invoice Number</i>	<i>Payment Details</i>	<i>Amount</i>	<i>Discount</i>	<i>Retention</i>	<i>PPS</i>
\$APINVCE P6918	EQUIPMENTS-AUST DAY SKYWORKS2015	21,029.25			

MUNICIPAL FUND

Payment Details by Invoice



From Period 9 To Period 9 From Date 1/03/2015 To Date 31/03/2015

<i>Cheque/EFT Number</i>	<i>Payment Date</i>	<i>Payee</i>	<i>Invoice Number</i>	<i>Payment Details</i>	<i>Amount</i>	<i>Discount</i>	<i>Retention</i>	<i>Payment Amount</i>
139955	5/03/2015	KD AIRE MECHANICAL & ELECTRICAL SERVICE			924.00			924.00
\$APINVCE			15166	MAINTENANCE NOV 2014-PIER ST CP				
139956	5/03/2015	SCOTFORD & FENNESSY			14,520.55			14,520.55
\$APINVCE			00100664	PERMANENT PLACEMENT FEE-KELLY PEMBER				
139957	5/03/2015	MOW MASTER TURF EQUIPMENT			224.00			224.00
\$APINVCE			00046340	7X EDGER BLADE STAR				
139958	5/03/2015	FEDERAL EXPRESS (AUSTRALIA)PTY LTD			73.20			73.20
\$APINVCE			01108838	FREIGHT SERVICES TO USA-MKT				
139959	5/03/2015	MICHAEL MACLEAN			240.00			240.00
\$APINVCE			MM023	CAT VIDEO FESTIVAL PHOTOGRAPHY 17/1/15				
139960	5/03/2015	NATHAN AHERN			234.90			234.90
\$APINVCE			030315	REFUND BREAKFAST MEETING-WAE-N AHERN				
139961	5/03/2015	ALAN DONELLY AUCTIONS PTY LTD			220.00			220.00
\$APINVCE			00000903	RE-VALUATION FEE-27-29 ST GEORGES TC				
139962	5/03/2015	AUSTRALIAN EVENT PROTECTION(WA)PTY LTD			368.95			368.95
\$APINVCE			00000958	PIAZZA SECURITY W/E 22/2/15	376.48	7.53		
						7.53		
139963	5/03/2015	BLUE COLLAR PEOPLE			1,919.39			1,919.39
\$APINVCE			00124285	LABOUR HIRE W/E 25/01/2015				

Payment Details by Invoice

MUNICIPAL FUND



From Period 9 **To Period 9** **From Date** 1/03/2015 **To Date** 31/03/2015

<i>Cheque/EFT Number</i>	<i>Payment Date</i>	<i>Payee</i>	<i>Invoice Number</i>	<i>Payment Details</i>	<i>Amount</i>	<i>Discount</i>	<i>Retention</i>	<i>Payment Amount</i>
139964	5/03/2015	REITSEMA PACKAGING						6,745.62
\$APINVOICE			W73417-D01	PRINTED BLUE & GREEN BAGS	6,745.62		PPS	
139965	5/03/2015	CABCHARGE AUSTRALIA PTY LTD						6.00
\$APINVOICE			01022519	SERVICE FEE-TAXI-CEO	6.00		PPS	
139966	5/03/2015	CALTEX AUSTRALIA PETROLEUM PTY LTD						15,307.30
\$APINVOICE			301336600	SUPPLY FUEL-FEB 2015	15,307.30		PPS	
139967	5/03/2015	CD AUTO ELECTRICS						524.81
\$APINVOICE			0019580	SUPPLY-1X 2V BATTERY 470CCA, UV017	167.86		PPS	
\$APINVOICE			0019579	SUPPLY-2X 12V BATTERY 520CC, RT159	356.95			
139968	5/03/2015	CHAMBER OF COMMERCE & INDUSTRY OF WA INC						1,018.88
\$APINVOICE			227695	UNFAIR DISMISSAL CONSULTATION	1,018.88		PPS	
139969	5/03/2015	COLOURFAST PAINTING CONTRACTORS						9,952.79
\$APINVOICE			2964	GRAFFITI REMOVAL - CAR PARK 6	1,078.00	26.95	PPS	
\$APINVOICE			2965	GRAFFITI REMOVAL - CAR PARK 5	1,298.00	32.45		
\$APINVOICE			2963	GRAFFITI REMOVAL - CAR PARK 11	1,364.00	34.10		
\$APINVOICE			2961	GRAFFITI REMOVAL - CAR PARK 9	1,441.00	36.03		
\$APINVOICE			2959	WATER DAMAGED WALLS MAINT-CAR PARK 38	3,278.00	81.95		
\$APINVOICE			2962	GRAFFITI REMOVAL - CAR PARK 16	836.00	20.90		
\$APINVOICE			2960	GRAFFITI REMOVAL - CAR PARK 8	913.00	22.83		
					255.21			
139970	5/03/2015	STAPLES T/AS CORPORATE EXPRESS AUSTRALIA LIMITED						72.12
\$APINVOICE			9013664188	STATIONERY - LIBRARY	72.12		PPS	

Payment Details by Invoice

MUNICIPAL FUND



From Period 9 **To Period 9** **From Date** 1/03/2015 **To Date** 31/03/2015

<i>Cheque/EFT Number</i>	<i>Payment Date</i>	<i>Payee</i>	<i>Invoice Number</i>	<i>Payment Details</i>	<i>Amount</i>	<i>Discount</i>	<i>Retention</i>	<i>Payment Amount</i>
139971	5/03/2015	DEPUTY COMMISSIONER OF TAXATION			569,687.00			569,687.00
\$APINVCE			27100-2002	PAYROLL DEDUCTION FOR P/E 20/02/2015	569,687.00			
139972	5/03/2015	DESIGN PLUMBING			7,089.50			7,089.50
\$APINVCE			100115	UNDERBENCH WATER UNIT RPLCMNT-L/GROUND	7,089.50			
139973	5/03/2015	DOGS REFUGE HOME (WA) INC			1,115.40			1,115.40
\$APINVCE			00508488	POUND FEES OCT-DEC 2014	1,115.40			
139974	5/03/2015	DUN & BRADSTREET (AUST) PTY LTD			2.75			2.75
\$APINVCE			718502	DEBT COLLECTION FEE	2.75			
139975	5/03/2015	EXCLUSIVE TROPHIES			382.50			382.50
\$APINVCE			48188	SUPPLY JARRAH PRESENTATION BOX-KOREA AMB	191.25			
\$APINVCE			48176	SUPPLY JARRAH PRESENTN BOX-INDONESIA AMBS	191.25			
139976	5/03/2015	GHD PTY LTD			9,854.90			9,854.90
\$APINVCE			610025340	SURVEY SERVICE-HAROLD BOAS GARDENS	9,854.90			
139977	5/03/2015	HAYS PERSONNEL SERVICES (AUST) PTY LTD			8,078.25			8,078.25
\$APINVCE			5060185	SARAH EVANS 25/1/15	1,726.65			
\$APINVCE			5028685	SARAH EVANS W/E 28/12/14	1,140.82			
\$APINVCE			5060187	RICHARD MILTON W/E 25/1/15	1,757.48			
\$APINVCE			5060190	TOBY FLOWER W/E 25/1/15	1,757.48			
\$APINVCE			5028687	LABOUR HIRE-R MILTON W/E 28/12/14	1,695.82			

Payment Details by Invoice

MUNICIPAL FUND



From Period 9 5/03/2015 To Period 9 1/03/2015 To Date 31/03/2015

Cheque/EFT Number 139978 Invoice Number 00018183 Payment Date 5/03/2015 Payee HIGH SPEED ELECTRICS Payment Amount 7,183.33

Invoice Number	Payment Details	Amount	Discount	Retention	PPS
\$APINVCE	REPAIRS ELECTRICAL-WELLINGTON SQUARE	113.55			
\$APINVCE	REPAIRS ELECTRICAL-RUSSELL SQUARE	127.53			
\$APINVCE	REPAIRS-ELECTRICAL-JAMES ST	126.15			
\$APINVCE	REPAIRS-ELECTRICAL-PIAZZA	156.90			
\$APINVCE	REPAIRS-ELECTRICAL-RENISSANCE AVE	170.15			
\$APINVCE	REPAIRS-ELECTRICAL-FLAGSTAFF LANE	172.59			
\$APINVCE	REPAIRS-ELECTRICAL-SHERWOOD ST	203.10			
\$APINVCE	REPAIRS-ELECTRICAL-PLAIN ST UNDERPASS	206.69			
\$APINVCE	REPAIRS-ELECTRICAL-JAMES ST	220.26			
\$APINVCE	REPAIRS-ELECTRICAL-CLAISBROOK TCE	259.68			
\$APINVCE	REPAIRS-ELECTRICAL-BELLEVUE TCE	283.22			
\$APINVCE	REPAIRS-ELECTRICAL-JEWEL LANE	296.27			
\$APINVCE	REPAIRS-ELECTRICAL-ST GEORGES TCE	338.50			
\$APINVCE	REPAIRS-ELECTRICAL-KINGS PARK RD	400.52			
\$APINVCE	REPAIRS-ELECTRICAL-RUSSELL SQUARE PK	740.97			
\$APINVCE	REPAIRS-ELECTRICAL-PIAZZA	75.71			
\$APINVCE	REPAIRS-ELECTRICAL-TULLY RD	812.09			
\$APINVCE	REPAIRS-ELECTRICAL-ST GEORGES TCE	971.17			
\$APINVCE	REPAIRS-ELECTRICAL-MACEY WALK	199.25			
\$APINVCE	REPAIRS-ELECTRICAL-OLD BELVIDERE	199.25			
\$APINVCE	REPAIRS-ELECTRICAL-EASTBROOK TCE	418.57			
\$APINVCE	REPAIRS-ELECTRICAL-RIVERSIDE DVE	691.21			
139979	5/03/2015 IES CONFERENCES AUSTRALIA	2,194.50			
\$APINVCE	NEW IR LAWS FOR HR MNGRS-BARBARA MOYSER	2,194.50			

Invoice Number	Payment Details	Amount	Discount	Retention	PPS
\$APINVCE	INDUSTRIAL SCRUBBING SERVICES P/L	4,779.85			
\$APINVCE	CAR PARK SWEEPING-VARIOUS	4,877.40	97.55		
			97.55		

Payment Details by Invoice

MUNICIPAL FUND



From Period 9 **To Period 9** **From Date** 1/03/2015 **To Date** 31/03/2015

<i>Cheque/EFT Number</i>	<i>Payment Date</i>	<i>Payee</i>	<i>Invoice Number</i>	<i>Payment Details</i>	<i>Amount</i>	<i>Discount</i>	<i>Retention</i>	<i>PPS</i>	<i>Payment Amount</i>
139981	5/03/2015	KENNARDS HIRE NORTH PERTH			885.25				885.25
\$APINVOICE			16029374	TRAILER - LANGLEY PARK-21/12/14	885.25				
139982	5/03/2015	LO-GO APPOINTMENTS			1,521.30				1,521.30
\$APINVOICE			00043384	LABOUR HIRE-S NAVONATU W/E 31/1/15	1,521.30				
139983	5/03/2015	MCEVOY, JUDY			1,185.88				1,185.88
\$APINVOICE			230215	REFUND EXPENSES FEB 2015-CR MCEVOY	1,185.88				
139984	5/03/2015	MISS MAUD			533.50				533.50
\$APINVOICE			90053272	CATERING SKYWORKS DEBRIEF MEETING	533.50				
139985	5/03/2015	NORMAN DISNEY & YOUNG			18,150.00				18,150.00
\$APINVOICE			0004930	MECHANICAL CONSULTANCY SERVICES-A/CON	18,150.00				
139986	5/03/2015	P & L O'CALLAGHAN & SONS PAINTING CONTRA			9,262.96				9,262.96
\$APINVOICE			3121	MAINTENANCE PAINTING-SUPREME CRT GARDENS	9,500.47	237.51			237.51
139987	5/03/2015	REECES STRUCTURES AND GILKISONS EVENT HIRE			20,090.40				20,090.40
\$APINVOICE			21848	1X 15X15M SHADE SAIL HIRE - SKYWORKS	1,815.00				
\$APINVOICE			21847	SHADE SAIL HIRE 21/1-27/1	18,275.40				
139988	5/03/2015	ROBINSON BUILDTTECH			1,110.09				1,110.09
\$APINVOICE			T12656	MAINTENANCE REPAIRS-CONCERT HALL CP	282.69				
\$APINVOICE			T12655	MAINTENANCE-REPAIRS VARIOUS CP	737.20				
\$APINVOICE			T12654	MAINTENANCE-REPAIRS CULTURAL CENTRE CP	90.20				

Payment Details by Invoice

MUNICIPAL FUND



From Period 9 **To Period 9** **From Date** 1/03/2015 **To Date** 31/03/2015

<i>Cheque/EFT Number</i>	<i>Payment Date</i>	<i>Payee</i>	<i>Invoice Number</i>	<i>Payment Details</i>	<i>Amount</i>	<i>Discount</i>	<i>Retention</i>	<i>Payment Amount</i>
139989	5/03/2015	FUJI XEROX BUSINESSFORCE PTY LTD						591.97
\$APINVC			1062731	PARKING FINES - REMINDER NOTICES DMS	271.66		PPS	
\$APINVC			1062730	PARKING FINES - FINAL NOTICES DMS	320.31			
139990	5/03/2015	SPORT'S TURF TECHNOLOGY						8,767.00
\$APINVC			INV-1261	FERTILISER RECOMMENDTNS/TISSUE ANALYSIS	8,767.00		PPS	
139991	5/03/2015	SAI GLOBAL						115.58
\$APINVC			11S-360269	SUPPLY-AS2124.PDF & HARD COPY	115.58		PPS	
139992	5/03/2015	TOOLMART AUSTRALIA PTY LTD						60.00
\$APINVC			OP-058796	SUPPLY SPANNERS	60.00		PPS	
139993	5/03/2015	TOWN OF VICTORIA PARK						21,954.70
\$APINVC			030315	PARKING FEE COLLECT-18/2-25/2/15-INT@2%	21,954.70		PPS	
139994	5/03/2015	WARP GROUP						737.32
\$APINVC			8261400	TRAFFIC CONTROLLERS - KINGS PARK ROAD	737.32		PPS	
139995	5/03/2015	WESTERN POWER						1,708.50
\$APINVC			RPB0330815	MPI52278 BARRACK ST	1,708.50		PPS	
139996	12/03/2015	CHRISTINE MCCALLUM						1,295.00
\$APINVC			65	CONSULTATIONS-PODIATRY	1,295.00		PPS	
139997	12/03/2015	THE UNIVERSITY OF WESTERN AUSTRALIA						372.37
\$APINVC			9846001492	UNDERPASS MAINTENANCE-UWA	372.37		PPS	

Payment Details by Invoice

MUNICIPAL FUND



From Period 9 To Period 9 From Date 1/03/2015 To Date 31/03/2015

Cheque/EFT Number	Payment Date	Payee	Invoice Number	Payment Details	Amount	Discount	Retention	Payment Amount
139998	12/03/2015	TOP CUT TOTAL MEAT SOLUTIONS						175.60
\$APINVCE			00086416	SUPPLY ASSORTED MEATS-CITIPLACE CHILD CAR	175.60			
139999	12/03/2015	SHADE ENGINEERING						4,950.00
\$APINVCE			14-136	INSTALL/REMOVAL UMBRELLAS-FORREST PLACE	4,950.00			
140000	12/03/2015	BIDVEST						1,644.21
\$APINVCE			130806373	SUPPLY-GROCERIES ROD EVANS CNTR	401.86			
\$APINVCE			130955206	SUPPLY GROCERIES-CITIPLACE CHILDCARE CNT	478.39			
\$APINVCE			130910993	SUPPLY GROCERIES-CITIPLACE COMM CNTR	763.96			
140001	12/03/2015	CHUBB FIRE SAFETY						825.10
\$APINVCE			2982740	MAINTENANCE-FIRE EQUIP-STATE LIBRARY CP	322.54			
\$APINVCE			2982438	MAINTENANCE-FIRE EQUIP-STATE LIBRARY CP	251.28			
\$APINVCE			3022035	MAINTENANCE-FIRE EQUIP-STATE LIBRARY CP	251.28			
140002	12/03/2015	TNT						27.50
\$APINVCE			45349829	FREIGHT SERVICES-CPP	27.50			
140003	12/03/2015	HIGGINS COATINGS PTY LTD						554.40
\$APINVCE			186048280	MAINTENANCE-PAINTING-PERTH TOWN HALL	554.40			
140004	12/03/2015	OFFICE MILK SUPPLIES						61.38
\$APINVCE			45012	SUPPLY-MILK- LOWER GROUND ACCT	61.38			
140005	12/03/2015	ABORIGINAL PRODUCTIONS AND PROMOTIONS						330.00
\$APINVCE			00004251	WELCOME TO COUNTRY - VASTO RECEPTION	330.00			

Payment Details by Invoice

MUNICIPAL FUND



From Period 9 **To Period 9** **From Date** 1/03/2015 **To Date** 31/03/2015

<i>Cheque/EFT Number</i>	<i>Payment Date</i>	<i>Payee</i>	<i>Invoice Number</i>	<i>Payment Details</i>	<i>Amount</i>	<i>Discount</i>	<i>Retention</i>	<i>Payment Amount</i>
140006	12/03/2015	DEPARTMENT OF PLANNING						150.00
\$APINVCE			060315	TRANSFER DAP'S FEES-169 ADELAIDE TCE PTH	150.00		PPS	
140007	12/03/2015	PAT ABERNETHY						355.43
\$APINVCE			260215	REFUND PARKING CONF-BRISBANE-P ABERNETHY	355.43		PPS	
140008	12/03/2015	APPLE PTY LTD						3,092.50
\$APINVCE			65858778	LOGITECH TYPE+ FOLIO IPAD AIR 2- BLK-PAC	988.90		PPS	
\$APINVCE			3866480405	SUPPLY-IPHONE 6-64GB&LEATHER CASE	1,051.80			
\$APINVCE			3866440143	UPPLY-IPHONE 6-64GB&LEATHER CASE	1,051.80			
140009	12/03/2015	AUSTRALIAN MNFCTR WRKRS UNION						32.00
\$APINVCE			03040-0603	PAYROLL DEDUCTION FOR P/E 06/03/2015	32.00		PPS	
140010	12/03/2015	REECE HARLEY						1,599.69
\$APINVCE			100315	RFND RTN A/FARES-KAGOSHIMA -R HARLEY	1,599.69		PPS	
140011	12/03/2015	EOS ELECTRICAL						487.76
\$APINVCE			00002023	REPAIRS ELECTRICAL-LIGHTS	487.76		PPS	
140012	12/03/2015	RENATE VAN DORDRECHT						640.00
\$APINVCE			00000041	GROUP FITNESS CLASSES-ROD EVANS CNTRE	640.00		PPS	
140013	12/03/2015	MANHEIM PTY LTD						396.00
\$APINVCE			5504912429	ABANDONED VEHICLE - 1DZH710	396.00		PPS	

Payment Details by Invoice

MUNICIPAL FUND



From Period 9 To Period 9 From Date 1/03/2015 To Date 31/03/2015

<i>Cheque/EFT Number</i>	<i>Payment Date</i>	<i>Payee</i>	<i>Invoice Number</i>	<i>Payment Details</i>	<i>Amount</i>	<i>Discount</i>	<i>Retention</i>	<i>Payment Amount</i>
140014	12/03/2015	PACIFIC BRANDS WORK WEAR GROUP						739.60
\$APINVC			08951788	UNIFORM-G HEATH	88.00		PPS	
\$APINVC			08965234	UNIFORM-S TSEN	302.79			
\$APINVC			08983109	UNIFORM-A ORMESHER	348.81			
140015	12/03/2015	BOS SURVEYING PTY LTD T/AS BOS CIVIL						9,398.72
\$APINVC			00001426/2	REMOVAL OF PIPE - CNR JAMES/MILLIGAN	9,398.72		PPS	
140016	12/03/2015	ARTFORM SIGNS AND DISPLAY						869.00
\$APINVC			10553	SUPPLY 50 RED RIBBONS-HAY ST DECORATIONS	869.00		PPS	
140017	12/03/2015	JIM ADAMOS						1,069.59
\$APINVC			040315	REFUND EXPENSES-CR J ADAMOS	1,069.59		PPS	
140018	12/03/2015	LILY CHEN						533.20
\$APINVC			250215	REFUND DINING ROOM EXPENSES-L CHEN	533.20		PPS	
140019	12/03/2015	HOCKING PHOTOGRAPHY						1,100.00
\$APINVC			3040	PHOTOGRAPHY OF PUBLIC WORKS	1,100.00		PPS	
140020	12/03/2015	GWC TOTAL MANAGEMENT PTY LTD						1,403.64
\$APINVC			00007041	ADDITIONAL TOILET SUPPLIES	1,403.64		PPS	
140021	12/03/2015	CARLS MILK SUPPLY						110.22
\$APINVC			130991	SUPPLY-MILK ROD EVANS CENTRE	110.22		PPS	

Payment Details by Invoice

MUNICIPAL FUND



From Period 9 To Period 9 From Date 1/03/2015 To Date 31/03/2015

<i>Cheque/EFT Number</i>	<i>Payment Date</i>	<i>Payee</i>	<i>Invoice Number</i>	<i>Payment Details</i>	<i>Amount</i>	<i>Discount</i>	<i>Retention</i>	<i>Payment Amount</i>
140022	12/03/2015	JOHNSON MEATS						797.81
		\$APINVCE	362537	SUPPLY MEAT-ROD EVANS CNTR	158.90		PPS	
		\$APINVCE	362390	SUPPLY-FRESH MEAT-ROD EVANS CNTR	441.22			
		\$APINVCE	362102	SUPPLY-FRESH MEAT-ROD EVANS CNTR	197.69			
140023	12/03/2015	FRESH AS PRODUCE						804.55
		\$APINVCE	13014	SUPPLY GROCERIES-ROD EVANS CENTRE	409.76		PPS	
		\$APINVCE	12935	SUPPLY GROCERIES-ROD EVANS SENIOR CITZ	394.79			
140024	12/03/2015	FOODBANK OF WESTERN AUSTRALIA INC						361.05
		\$APINVCE	INV0081322	SUPPLY GROCERIES	142.65		PPS	
		\$APINVCE	INV0079085	SUPPLY GROCERIES-ROD EVANS COMM CNTR	218.40			
140025	12/03/2015	GLAD COMMERCIAL CLEANING						1,212.29
		\$APINVCE	GG122516	SERVICES-CLEANING SUNDAY	1,212.29		PPS	
140026	12/03/2015	JEREMY CLAPHAM						160.00
		\$APINVCE	040215	RFND VEHICLE ELECT&AEVA MSHIP--J CLAPHAM	160.00		PPS	
140027	12/03/2015	GARY STEVENSON						150.90
		\$APINVCE	020315	REFUND VEHICLE EXPENSES-G STEVENSON	150.90		PPS	

Payment Details by Invoice

MUNICIPAL FUND



From Period 9 To Period 9 From Date 1/03/2015 To Date 31/03/2015

<i>Cheque/EFT Number</i>	<i>Payment Date</i>	<i>Payee</i>	<i>Invoice Number</i>	<i>Payment Details</i>	<i>Amount</i>	<i>Discount</i>	<i>Retention</i>	<i>PPS</i>	<i>Payment Amount</i>
140028	12/03/2015	SURUN SERVICES PTY LTD							13,577.42
\$APINVCE			522/1890	REPAIR MAP-140 WILLIAMS ST PTH	260.43				
\$APINVCE			522/1653	ELECTRICAL REPAIRS-CONCOURSE-LIGHTING	1,110.16				
\$APINVCE			522/1813	ELECTRICAL REPAIRS-HOT WATER SYS-COMM CN	1,523.55				
\$APINVCE			522/1754	ELECTRICAL REPAIRS-LOADING DOCK CIRCUIT	3,451.66				
\$APINVCE			522/1753	ELECTRICAL REPAIRS-CONCRSE STAIR, LIGHTS	3,885.25				
\$APINVCE			522/1901	REPAIRS STEAMER OVEN-CITY STATION COMM	317.64				
\$APINVCE			522/2038	ELECTRICAL REPAIRS-FOREST PL LOADING DOC	328.11				
\$APINVCE			522/1850	ELECTRICAL REPAIRS-PIER ST CP	336.59				
\$APINVCE			522/2037	ELECTRICAL REPAIRS-FORREST PLACE	510.49				
\$APINVCE			522/1806	ELECTRICAL REPAIRS-WELLINGTON SQ	553.30				
\$APINVCE			522/1866	ELECTRICAL REPAIRS-CITY STATION COMM CNT	595.96				
\$APINVCE			522/1854	ELECTRICAL REPAIRS-CULTURAL CNTR CP	704.28				
140029	12/03/2015	LUMITECH PTY LTD							462.00
\$APINVCE			679	SUPPLY LED STRIPS-SEAT PODS NBDGE PIAZZA	462.00				
140030	12/03/2015	AUSTRALIAN UTILITY SERVICES							456.95
\$APINVCE			79	MAINTENANCE-HOT WATE UNIT-LIBRARY	456.95				
140031	12/03/2015	AUSTRALIAN SUPER							131,356.40
\$APINVCE			05260-0603	PAYROLL DEDUCTION FOR P/E 06/03/2015	131,356.40				
140032	12/03/2015	ACURIX NETWORKS PTY LTD							414.70
\$APINVCE			00000401	ADSL/WIFI SERVICE-FEB 2015	414.70				

Payment Details by Invoice

MUNICIPAL FUND



From Period 9 To Period 9 From Date 1/03/2015 To Date 31/03/2015

<i>Cheque/EFT Number</i>	<i>Payment Date</i>	<i>Payee</i>	<i>Invoice Number</i>	<i>Payment Details</i>	<i>Amount</i>	<i>Discount</i>	<i>Retention</i>	<i>PPS</i>	<i>Payment Amount</i>
140033	12/03/2015	CUPID CATERING							6,399.80
\$APINVCE			3219	CATERING-CITYSWITCH	336.60				
\$APINVCE			3218	CATERING-ELG	45.32				
\$APINVCE			3217	CATERING - VATO	748.00				
\$APINVCE			3209	CATERING-CHENGDU	99.00				
\$APINVCE			3212	CATERING-PPAF	123.64				
\$APINVCE			3208	CATERING-HR	128.70				
\$APINVCE			3211	CATERING-PUBLIC ART FORUM	371.25				
\$APINVCE			3207	CATERING-ELG	45.32				
\$APINVCE			3210	CATERING-WORKS	90.86				
\$APINVCE			3213	CATERING - MANAGERS MEETING	177.65				
\$APINVCE			3216	CATERING-GIANTS	3,366.00				
\$APINVCE			3220	CATERING-PLANNING COM	75.02				
\$APINVCE			3214	CATERING-PPAF	99.00				
\$APINVCE			3222	CATERING-SAFE CITY FOOD	157.41				
\$APINVCE			3224	CATERING-PIAZZA FOOD	209.00				
\$APINVCE			3223	CATERING - HR	214.50				
\$APINVCE			3221	CATERING-ELG	49.17				
\$APINVCE			3225	CATERING-DAP	63.36				

Payment Details by Invoice

MUNICIPAL FUND



From Period 9 To Period 9 From Date 1/03/2015 To Date 31/03/2015

Cheque/EFT Number Payment Date Payee Payment Amount

Invoice Number	Payment Details	Amount	Discount	Retention	PPS
140034	12/03/2015 ELECTRICITY GENERATION AND RETAIL CORPORATION	20,101.55			
\$APINVCE	179109720 CHARGES ELECT-13 KING ST PERTH	494.25			
\$APINVCE	195516750 CHARGES ELECT-19 HILL ST EP	1,146.85			
\$APINVCE	826353070 CHARGES ELECT-L25 NELSON CRES EP	1,148.80			
\$APINVCE	704069950 CHARGES ELECT-L19 WELLINGTON ST EP	1,287.45			
\$APINVCE	888499900 CHARGES ELECT-TERRACE ROAD PTH	1,544.65			
\$APINVCE	675819230 CHARGES ELECT-L565 UB VICTORIA AVE PTH	213.95			
\$APINVCE	151088190 CHARGES ELECT-ADELAIDE TCE PERTH	227.25			
\$APINVCE	333902430 CHARGES ELECT-42 MOORE ST EP	23.15			
\$APINVCE	998988810 CHARGES-ELECT-L77 U4 HAIG PARK CIR EP	253.40			
\$APINVCE	712892720 CHARGES-ELECT-L901 U2 RIVERSIDE DVE PTH	27.85			
\$APINVCE	938633580 CHARGES-ELECT-L1010 ROYAL ST EP	1,086.75			
\$APINVCE	178216410 CHARGES ELECT-HENRY LAWSON WALK EAST PTH	1,152.65			
\$APINVCE	756405250 CHARGES-ELECT-L94 U A ROYAL ST EAST PTH	1,250.30			
\$APINVCE	521303500 CHARGES-ELECT-JEWELL LANE EAST PERTH	156.00			
\$APINVCE	328718190 CHARGES-ELECT-16 MOUNT ST PERTH	205.35			
\$APINVCE	904253010 CHARGES-ELECT-L77 U5 HAIG PK CIR EP	206.40			
\$APINVCE	741872040 CHARGES-ELECT-L94 ROYAL ST EP	249.75			
\$APINVCE	881106450 CHARGES-ELECT-L200 MOUNT ST PERTH	130.05			
\$APINVCE	131238140 CHARGES-ELECT-L71 U1 HAIG PK CIR EP	254.25			
\$APINVCE	935893230 CHARGES-ELECT-L40 U3 HAIG PK CIR EP	261.85			
\$APINVCE	505477540 CHARGES-ELECT-L220 ROYAL ST EP	264.95			
\$APINVCE	799907750 CHARGES-ELECT-L8 ROYAL ST EAST PTH	28.15			
\$APINVCE	521515500 CHARGES-ELECT-28 ARDENST EAST PTH	28.15			
\$APINVCE	212969810 CHARGES-ELECT-153 KENSINGTON ST EAST PTH	28.15			
\$APINVCE	688433100 CHARGES-ELECT-TRAFALGAR RD EAST PTH	31.10			
\$APINVCE	142446430 CHARGES-ELECT-L565 TERRACE RD EAST PTH	42.20			
\$APINVCE	356835930 CHARGES-ELECT-FORREST AVE EAST PERTH	426.60			
\$APINVCE	145307930 CHARGES-ELECT-31 GODERICH ST EAST PERTH	44.20			
\$APINVCE	308231070 CHARGES-ELECT-L19 BENNETT ST EAST PTH	520.50			
\$APINVCE	243363700 CHARGES-ELECT-UA 1 WINGFIELD AVE CRAWLEY	586.70			
\$APINVCE	835279310 CHARGES-ELECT-23 ROYAL ST EP	595.85			
\$APINVCE	166328260 CHARGES-ELECT-L4 BRONTE ST EP	76.55			
\$APINVCE	815438830 CHARGES-ELECT-L70 U2 HAIG PK CIR EP	78.25			
\$APINVCE	983865570 CHARGES-ELECT-ROYAL ST EAST PTH	789.85			

Payment Details by Invoice

MUNICIPAL FUND



From Period 9 **To Period 9** **From Date** 1/03/2015 **To Date** 31/03/2015

<i>Cheque/EFT Number</i>	<i>Payment Date</i>	<i>Payee</i>	<i>From Date</i>	<i>To Date</i>	<i>Amount</i>	<i>Discount</i>	<i>Retention</i>	<i>PPS</i>	<i>Payment Amount</i>
\$APINVOICE	12/03/2015	836483610	CHARGES-ELECT-L483 U2 TERRACE RD PERTH		84.50				
\$APINVOICE	12/03/2015	431845470	CHARGES-ELECT-L483 U1 TERRACE RD PERTH		87.30				
\$APINVOICE	12/03/2015	139991590	CHARGES-ELECT L901 MOUNTS BAY RD PTH		14.90				
\$APINVOICE	12/03/2015	189517790	CHARGES-ELEC-300 ADELAIDE TCE EP		13.30				
\$APINVOICE	12/03/2015	192179380	CHARGES-ELEC 44 LAKE ST NORTHBRIDGE		4,071.05				
\$APINVOICE	12/03/2015	150987410	CHARGES-ELEC U8/420 WELLINGTON ST PTH		968.35				
140035	12/03/2015	E.P. DRAFFIN MANUFACTURING PTY LTD			1,615.90				1,615.90
<i>Payment Details</i>									
\$APINVOICE	12/03/2015	14714	PROTOTYPE 304 STAINLESS STEEL TREE GRATE		1,615.90				
140036	12/03/2015	AUDINO GROWERS							138.50
<i>Payment Details</i>									
\$APINVOICE	12/03/2015	032337	SUPPLY FRUIT & VEG-CITIPPLACE CHILDCARE		138.50				
140037	12/03/2015	ALL.CLEAN PROPERTY SERVICES PLUS PTY LTD							312.40
<i>Payment Details</i>									
\$APINVOICE	12/03/2015	70575	MONTHLY CLEAN-TURVEY LANE CP NOV 14		312.40				
140038	12/03/2015	SCOTFORD & FENNESSY							13,035.00
<i>Payment Details</i>									
\$APINVOICE	12/03/2015	00100663	PLACEMENT FEE-ANNA-LEE TESTAR-HR		13,035.00				
140039	12/03/2015	ROBERT WALTERS PTY LTD							1,232.00
<i>Payment Details</i>									
\$APINVOICE	12/03/2015	990241	LABOUR HIRE-J WUNHYM W/E 2/1/15		1,232.00				
140040	12/03/2015	AP TECHNOLOGY GROUP UNIT TRUST T/AS AMS SERVICE & MA							7,749.50
<i>Payment Details</i>									
\$APINVOICE	12/03/2015	300079	AC & BMS MAINTENANCE-CNCL HSE&TOWN HALL		3,874.75				
\$APINVOICE	12/03/2015	300361	AC&BMS MAINTENANCE-COUNCIL HSE&TOWN HALL		3,874.75				
140041	12/03/2015	DYNAMIC WEB TRAINING PTY LTD							770.00
<i>Payment Details</i>									
\$APINVOICE	12/03/2015	73834	EXCEL 2010 INTERMEDIATE TRAINING X3		770.00				

Payment Details by Invoice

MUNICIPAL FUND



From Period 9	To Period 9	From Date	To Date	Payment Date	Payee	Invoice Number	Payment Details	Amount	Discount	Retention	Payment Amount
140042	12/03/2015	1/03/2015	31/03/2015	12/03/2015	AUSTRALIA ICOMOS INC	311214	SUBSCRIPTN RENEWAL-AUST ICOMOS 2015	189.75			189.75
\$APINVCE											
140043	12/03/2015			12/03/2015	AUSTRALIAN SERVICES UNION	07080-0603	PAYROLL DEDUCTION FOR P/E 06/03/2015	1,047.80			1,047.80
\$APINVCE											
140044	12/03/2015			12/03/2015	BLUE COLLAR PEOPLE	00124012	LABOUR HIRE-VARIOUS W/E 4/1/15	12,110.56			12,110.56
\$APINVCE											
140045	12/03/2015			12/03/2015	BUNNINGS BUILDING SUPPLIES P/L	00243084	SUPPLY VARIOUS HARDWARE PRODUCTS	168.47			168.47
\$APINVCE											
140046	12/03/2015			12/03/2015	CENTRECARE CORPORATE	14290	EAP- CENTRECARE	1,056.00			1,056.00
\$APINVCE											
140047	12/03/2015			12/03/2015	C.F.M.E.U	17280-0603	PAYROLL DEDUCTION FOR P/E 06/03/2015	510.00			510.00
\$APINVCE											
140048	12/03/2015			12/03/2015	CHILD SUPPORT AGENCY	18110-0603	PAYROLL DEDUCTION FOR P/E 06/03/2015	4,074.43			4,074.43
\$APINVCE											
140049	12/03/2015			12/03/2015	CITY OF PERTH STAFF SOCIAL CLUB	19410-0603	PAYROLL DEDUCTION FOR P/E 06/03/2015	953.00			953.00
\$APINVCE											

Payment Details by Invoice

MUNICIPAL FUND



From Period 9	To Period 9	From Date	To Date	Payment Date	Payee	Invoice Number	Payment Details	Amount	Discount	Retention	PPS	Payment Amount
140050	12/03/2015	1/03/2015	31/03/2015	12/03/2015	CLASSIC TREE SERVICES							12,459.16
\$APINVCE						20592	MAINTENANCE- DEAD WOOD WELLINGTON SQ	7,000.00	140.00		PPS	
\$APINVCE						20600	MAINTENANCE-SECTOR PRUNNING	1,114.60	22.29			
\$APINVCE						20594	TREE REMOVAL&STMP GRINDING-40 MOUNT ST	1,370.20	27.40			
\$APINVCE						20593	MAINTANCE-SECTOR PRUNNING	1,557.10	31.14			
\$APINVCE						20590	MAINTENANCE-SECTOR PRUNNING	294.45	5.89			
\$APINVCE						20567	MAINTENANCE-SECTOR PRUNNING	348.48	6.97			
\$APINVCE						20569	MAINTENANCE-SECTOR PRUNNING	479.73	9.59			
\$APINVCE						20568	MAINTENANCE-SECTOR PRUNNING	548.86	10.98			
								254.26				
140051	12/03/2015				CLEANAWAY							22.00
\$APINVCE						10553903	BIN RENTAL & REMOVAL 14/15	22.00			PPS	
140052	12/03/2015				COLOURFAST PAINTING CONTRACTORS							568.42
\$APINVCE						2953	MAINTENANCE-PAINTING NARROWS TOILETS	583.00	14.58		PPS	
								14.58				
140053	12/03/2015				CONCERT & CORPORATE PRODUCTIONS							8,800.00
\$APINVCE						INV1443	REPLACE 40 COUNCIL HOUSE LIGHT FITTINGS	8,800.00			PPS	
140054	12/03/2015				DESIGN PLUMBING							412.50
\$APINVCE						10011	SUPPLY&INSTALL-LG KITCHEN BILLI FILTER	412.50			PPS	
140055	12/03/2015				EXCLUSIVE TROPHIES							124.70
\$APINVCE						47685	PAPERWEIGHT/FRAMED BOOMERANG	124.70			PPS	
140056	12/03/2015				GHD PTY LTD							3,143.15
\$APINVCE						610025964	SECONDMENT SERVICES FOR PARALLEL WALKS	3,143.15			PPS	

Payment Details by Invoice

MUNICIPAL FUND



From Period 9 To Period 9 From Date 1/03/2015 To Date 31/03/2015

<i>Cheque/EFT Number</i>	<i>Payment Date</i>	<i>Payee</i>	<i>Invoice Number</i>	<i>Payment Details</i>	<i>Amount</i>	<i>Discount</i>	<i>Retention</i>	<i>PPS</i>	<i>Payment Amount</i>
140057	12/03/2015	GILOBETROTTER CORPORATE TRAVEL							863.24
\$APINVCE			467564	TICKET REISSUE - L SCAFFIDI PTH/CANBERRA	34.74				
\$APINVCE			467734	AIRFARE PTH/SYD MAR 2015-M CHELDI	828.50				
140058	12/03/2015	HAYS PERSONNEL SERVICES (AUST) PTY LTD							2,190.83
\$APINVCE			5060184	LABOUR HIRE-G FAGAN W/E 25/1/15	2,190.83				
140059	12/03/2015	HEALTH INSURANCE FUND OF WA							457.65
\$APINVCE			40430-0603	PAYROLL DEDUCTION FOR P/E 06/03/2015	457.65				
140060	12/03/2015	HOSPITAL BENEFIT FUND OF WA							1,899.25
\$APINVCE			42210-0603	PAYROLL DEDUCTION FOR P/E 06/03/2015	1,899.25				
140061	12/03/2015	INDUSTRIAL SCRUBBING SERVICES P/L							3,723.41
\$APINVCE			00003270	SWEEPING SERVICES-VARIOUS CP'S	3,799.40	75.99			
140062	12/03/2015	IMAGE BOLLARDS							313.50
\$APINVCE			00013341	1X PIVOT PARKING BOLLARD 750MM	313.50				
140063	12/03/2015	KAILIS CON P/L & KONDIL NOMINEES P/L							10,565.47
\$APINVCE			010315	RENTAL & OUTGOINGS-CHRISTMAS STORAGE O/P	10,565.47				

Payment Details by Invoice

MUNICIPAL FUND



From Period 9 To Period 9 From Date 1/03/2015 To Date 31/03/2015

<i>Cheque/EFT Number</i>	<i>Payment Date</i>	<i>Payee</i>	<i>Invoice Number</i>	<i>Payment Details</i>	<i>Amount</i>	<i>Discount</i>	<i>Retention</i>	<i>PPS</i>	<i>Payment Amount</i>
140064	12/03/2015	KONE ELEVATORS PTY LTD							7,338.08
\$APINVCE			840385079	REPAIRS-ASSISTED- CARD READER INSTAL	2,849.55				
\$APINVCE			A840370290	REPAIRS-LOADING DOCK ENTRY GATE	289.30				
\$APINVCE			193009670	MNTHLY LIFT MAINTENANCE-COUNCIL HSE	3,062.93				
\$APINVCE			191509033	REPAIRS-FRONT ENTRY DOOR-CNCL HSE	301.40				
\$APINVCE			A840370319	REPAIRS-LOADING DOCK, ENTR/EXIT GATE	368.50				
\$APINVCE			191509121	REPAIR-FRONT ENTRY DOORS-CNCL HSE	466.40				
140065	12/03/2015	STATE LIBRARY OF WA							4,679.80
\$APINVCE			RI007416	ELECTRICITY JAN 2015	4,679.80				
140066	12/03/2015	MICHAEL PAGE INTERNATIONAL							12,100.00
\$APINVCE			SIAF49530	PLACEMENT FEE-R MONTGOMERY	12,100.00				
140067	12/03/2015	MISS MAUD							273.20
\$APINVCE			90053432	CATERING	273.20				
140068	12/03/2015	LGRCEU							2,394.30
\$APINVCE			59845-0603	PAYROLL DEDUCTION FOR P/E 06/03/2015	2,394.30				
140069	12/03/2015	NEVERFAIL SPRINGWATER CO P/L							204.00
\$APINVCE			136995	SUPPLY BOTTLED WATER-PLS GARDEN SHED	101.60				
\$APINVCE			194671	SUPPLY BOTTLES-PLS GARDEN SHED	102.40				
140070	12/03/2015	GLEN SMETHERHAM							1,505.00
\$APINVCE			443	CONSULTATIONS-PODIATRY	875.00				
\$APINVCE			444	CONSULTATIONS-PODIATRY	630.00				

Payment Details by Invoice

MUNICIPAL FUND



From Period 9 To Period 9 From Date 1/03/2015 To Date 31/03/2015

<i>Cheque/EFT Number</i>	<i>Payment Date</i>	<i>Payee</i>	<i>Invoice Number</i>	<i>Payment Details</i>	<i>Amount</i>	<i>Discount</i>	<i>Retention</i>	<i>Payment Amount</i>
140071	12/03/2015	PERTH PAVING P/L						19,866.85
\$APINVC			0496	MAINTENANCE F/PATH-ABERDEEN ST	17,028.73		PPS	
\$APINVC			0497	MAINTENANCE-F/PATH-HAIG PARK CIRCLE	2,838.12			
140072	12/03/2015	AMBIUS (RENTOKIL)						20,209.59
\$APINVC				<i>Payment Details</i>	<i>Amount</i>	<i>Discount</i>	<i>Retention</i>	
\$APINVC			21159082	PLANT MAINTENANCE-COUNCIL HOUSE-OCT 14	200.20		PPS	
\$APINVC			21159127	PLANT MAINTENANCE-COUNCIL HOUSE-OCT 14	209.37			
\$APINVC			21159081	PLANT MAINTENANCE-COUNCIL HOUSE-SEP 14	253.36			
\$APINVC			21162892	PLANT MAINTENANCE-COUNCIL HOUSE	4,903.35			
\$APINVC			21166680	PLANT MAINTENANCE-COUNCIL HOUSE	4,903.35			
\$APINVC			21171372	PLANT MAINTENANCE-COUNCIL HOUSE	4,903.35			
\$APINVC			21175379	PLANT MAINTENANCE-COUNCIL HOUSE	4,903.35			
\$APCREDIT			21159111	AMBIUS-INV 21158853	(57.20)			
\$APCREDIT			21159110	AMBIUS-INV 21154574	(9.54)			
140073	12/03/2015	PRIDE WA INC.						250.00
\$APINVC				<i>Payment Details</i>	<i>Amount</i>	<i>Discount</i>	<i>Retention</i>	
\$APINVC			231756	REFUND-BOND-HIRE NRTHBDGE PIAZZA COM RM	250.00		PPS	
140074	12/03/2015	ROBINSON BUILDTech						3,833.50
\$APINVC				<i>Payment Details</i>	<i>Amount</i>	<i>Discount</i>	<i>Retention</i>	
\$APINVC			66543	MINOR REPAIRS-JACOBS LADDER	180.40		PPS	
\$APINVC			200934	MAINTN-BIN RM CITY STATION OCT 14-JAN 15	3,653.10			
140075	12/03/2015	ROBERT A HAWKER						440.00
\$APINVC				<i>Payment Details</i>	<i>Amount</i>	<i>Discount</i>	<i>Retention</i>	
\$APINVC			4574	PIANO TUNING 22/1 & 15/2	440.00		PPS	

Payment Details by Invoice

MUNICIPAL FUND



From Period 9 To Period 9 From Date 1/03/2015 To Date 31/03/2015

Cheque/EFT Number	Payment Date	Payee	Invoice Number	Payment Details	Amount	Discount	Retention	PPS	Payment Amount
140076	12/03/2015	FUJI XEROX BUSINESSFORCE PTY LTD							3,047.42
		\$APINVCE	1062775	PARKING FINES - REMINDER NOTICES DMS	284.67			PPS	
		\$APINVCE	1062774	PARKING FINES - FINAL NOTICES DMS	341.10				
		\$APINVCE	2062925	INFRIGMENT REMINDERS&FINAL DEMANDS	314.32				
		\$APINVCE	2062923	INFRIGMENT REMINDERS&FINAL DEMANDS	376.65				
		\$APINVCE	2062926	INFRIGMENT REMINDERS&FINAL DEMANDS	818.06				
		\$APINVCE	2062924	INFRIGMENT REMINDERS&FINAL DEMANDS	912.62				
140077	12/03/2015	SCHINDLER LIFTS PTY LTD							578.19
		\$APINVCE	90529968	MAINTENANCE-PERTH TOWN HALL LIFT	578.19			PPS	
140078	12/03/2015	SCOPE SPORTSWEAR							1,072.50
		\$APINVCE	1147	SUPPLY NAVY BLUE CAPSX40	528.00			PPS	
		\$APINVCE	1146	SUPPLY WIDE BRIMMED HATS&EMBROIDERY	544.50				
140079	12/03/2015	SABLE SUPERANNUATION FUND							262.05
		\$APINVCE	79690-0603	PAYROLL DEDUCTION FOR P/E 06/03/2015	262.05			PPS	
140080	12/03/2015	TECHNOLOGY ONE LTD							2,156.00
		\$APINVCE	127986	SERVICE-LTFP SUPPORT	2,156.00			PPS	
140081	12/03/2015	TOTAL EDEN PTY LTD							21,528.74
		\$APCREDIT	7520538	TOTAL EDEN-INV 7493208	(1,470.62)			PPS	
		\$APINVCE	7493208	RE-ROUTE MAIN LINE- ELIZABETH QUAY	22,999.36				
140082	12/03/2015	TOWN OF VICTORIA PARK							22,413.24
		\$APINVCE	090315	PARKING FEE COLLECTION-26/2-4/3/15&INT2%	22,413.24			PPS	

Payment Details by Invoice

MUNICIPAL FUND



From Period 9 **To Period 9** **From Date** 1/03/2015 **To Date** 31/03/2015

<i>Cheque/EFT Number</i>	<i>Payment Date</i>	<i>Payee</i>	<i>Invoice Number</i>	<i>Payment Details</i>	<i>Amount</i>	<i>Discount</i>	<i>Retention</i>	<i>Payment Amount</i>
140083	12/03/2015	VERNON AND HANNA PANEL BEATING						1,000.00
\$APINVOICE			3992	INSURANCE EXCESS 912 PCC	1,000.00			
140084	12/03/2015	WA LOCAL GOVT SUPER PLAN P/L						58,810.82
\$APINVOICE			92195-0603	PAYROLL DEDUCTION FOR P/E 06/03/2015	58,810.82			
140085	12/03/2015	WARP GROUP						9,449.91
\$APINVOICE			8261236	TRAFFIC CONTROLLERS-WELLINGTON ST	9,449.91			
140086	12/03/2015	W.C. CONVENIENCE MANAGEMENT PTY LTD						31,732.67
\$APINVOICE			00003377	EXELOO MAINTNENANCE - VARIOUS LOCATIONS	3,704.67			
\$APINVOICE			00003313	MAINTENANCE - FORREST PLACE	24,024.00			
\$APINVOICE			00003378	MAINTENANCE - FORREST PLACE	4,004.00			
140087	12/03/2015	WEST AUSTRALIAN LOCAL GOVERNMENT ASSOC						9,586.95
\$APINVOICE			13049261	ADVERT WILLIAM ST & RIVERSIDE DR CLOSURE	2,089.65	101.75		
\$APINVOICE			13049260	ADVERT THOMAS ST CLOSURE	2,380.90	116.03		
\$APINVOICE			13047008	ADVERT CLOSURE OF HAY ST	4,197.85			
\$APCREDIT			C3009593	WALGA-INV 13047008	(1,999.23)			
\$APINVOICE			13049267	ADVERTISING- WACA 28.1.2015 TO 2.2.2015	1,350.53	64.70		
\$APINVOICE			13049263	ADVERTISING-ROAD CLOSURE IRWIN ST	1,944.34	94.61		
					377.09			
140153	19/03/2015	THE UNIVERSITY OF WESTERN AUSTRALIA						1,548.83
\$APINVOICE			9846001495	REPAIRS-UNDERPASS, OCT-DEC 2014	1,548.83			
140154	19/03/2015	TOP CUT TOTAL MEAT SOLUTIONS						334.95
\$APINVOICE			00086328	SUPPLY FRESH/FROZEN MEAT-CITIPLACE COMM	334.95			

Payment Details by Invoice

MUNICIPAL FUND



From Period 9 To Period 9 From Date 1/03/2015 To Date 31/03/2015

Cheque/EFT Number	Payment Date	Payee	Invoice Number	Payment Details	Amount	Discount	Retention	Payment Amount
140155	19/03/2015	CTI5 PTY LTD						18,879.95
\$APINVCE			01065599	COIN COLLECTION-23/2-8/3/15	18,446.19	368.92	PPS	
\$APINVCE			01065600	COIN COLLECTION-VIC PARK 23/2-8/3/15	819.06	16.38		
						385.30		
140156	19/03/2015	LED SIGNS PTY LTD						660.00
\$APINVCE			13992	ANNUAL SIM CARD RENEWAL	660.00		PPS	
140157	19/03/2015	BIDVEST						998.38
\$APINVCE			130955790	SUPPLY GROCERIES-ROD EVANS	562.63		PPS	
\$APINVCE			131045675	GROCERIES FOR COMM CTR	179.85			
\$APINVCE			131045676	CHICKEN FOR COMM CTR	255.90			
140158	19/03/2015	BLUE SKY WINDOW CLEANING & ROPE ACCESS						693.00
\$APINVCE			00004336	WINDOW CLEANING-LWR&GRND FLOORS-CNCL HSE	693.00		PPS	
140159	19/03/2015	LOUISE SCOTT						500.00
\$APINVCE			110315	REFUND-SKYWORK PHOTO PRIZES-L SCOTT	500.00		PPS	
140160	19/03/2015	AIR-BORN AMUSEMENTS						759.00
\$APINVCE			00003319	TRACKLESS TRAIN-LANGLEY PARK-26/1/2015	759.00		PPS	
140161	19/03/2015	CANTON LOUNGE BAR						400.00
\$APINVCE			160315	DEPOSIT FOR FIN&BUDGET SUNDOWNER-26/3/15	400.00		PPS	

Payment Details by Invoice

MUNICIPAL FUND



From Period 9 To Period 9 From Date 1/03/2015 To Date 31/03/2015

Cheque/EFT Number	Payment Date	Payee	Invoice Number	Payment Details	Amount	Discount	Retention	PPS	Payment Amount
140162	19/03/2015	GILMOUR & JOOSTE ELECTRICAL							11,797.61
\$APINVCE			20151386	MAINTENANCE-ELECTRICAL-HIS MAJESTY'S CP	1,594.88			PPS	
\$APINVCE			20151387	MAINTENANCE-ELECTRICAL-REGAL PLACE CP	2,928.57				
\$APINVCE			20151432	MAINTENANCE-ELECT-FORREST PL LOADING DK	284.35				
\$APINVCE			20151138	MAINTENANCE-ELECT-PERTH CONCERT HALL CP	291.18				
\$APINVCE			20151714	MAINTENANCE-ELECT-SIR C COURT MUSIC CNTR	376.71				
\$APINVCE			20151385	MAINTENANCE-ELECTRICAL-ELDER ST CP	5,751.31				
\$APINVCE			20151434	MAINTENANCE-ELECT-FORREST PL LOADING DK	570.61				
140163	19/03/2015	PARIS PRODUCTIONS							605.00
\$APINVCE			244	COP-OMBUDSMAN SERVICE-FEB 2015	605.00			PPS	
140164	19/03/2015	AMCOM L7 SOLUTIONS PTY LTD							2,956.80
\$APINVCE			44878	SUPPLY COP INFRASTRUCTURE AD-HOC SUPPORT	2,956.80			PPS	
140165	19/03/2015	JOHNSON MEATS							359.48
\$APINVCE			362783	SUPPLY FREASH MEAT-ROD EVANS CNTR	359.48			PPS	
140166	19/03/2015	FRESH AS PRODUCE							674.02
\$APINVCE			13093	SUPPLY GROCERIES-ROD EVANS CBTR	517.09			PPS	
\$APINVCE			13198	GROCERIES FOR ROD EVANS CTR	156.93				
140167	19/03/2015	DIPTESH AND KRUPALI FAMILY							1,073.71
\$APINVCE			DEC1403	LABOUR HIRE-KRUPALI PATEL W/E 19/12/14	1,073.71			PPS	
140168	19/03/2015	HONG KONG AUSTRALIA BUSINESS ASSOC LTD							1,000.00
\$APINVCE			160315	REFUND BOND-HIRE PERTH TOWN HALL 11/3/15	1,000.00			PPS	

Payment Details by Invoice

MUNICIPAL FUND



From Period 9 To Period 9 From Date 1/03/2015 To Date 31/03/2015

Cheque/EFT Number	Payment Date	Payee	Invoice Number	Payment Details	Amount	Discount	Retention	PPS	Payment Amount
140169	19/03/2015	SURUN SERVICES PTY LTD							2,936.81
		\$APINVCE	522/1917	CHECKED GPO-LEVEL 8 CNCL HSE	111.62				
		\$APINVCE	522/1953	REPAIRS-ELECTRICAL-FRASER POINT BIKE HIR	254.10				
		\$APINVCE	522/1888	REPAIRS-ELECT-CONCOURSE COMM CNTRRE	297.66				
		\$APINVCE	522/1846	REPAIRS-ELECT-LEVEL 9 COUNCIL HSE	483.33				
		\$APINVCE	522/1914	REPAIRS-ELECT-ROE ST CP	526.74				
		\$APINVCE	522/1905	REPAIRS-ELECT QUEENS GRDNS GAZEBO	583.23				
		\$APINVCE	522/1930	REPAIRS-ELECT-CITY PLACE REST CNTRRE	680.13				
140170	19/03/2015	EXPRESS SALARY PACKAGING PTY LTD							2,968.43
		\$APINVCE	150310	MOTOR VEHICLE LEASE RENTAL P/E 10/03/15	2,968.43				
140171	19/03/2015	AUSWEST COOLROOM HIRE							950.00
		\$APINVCE	00000851	COOLROOM HIRE-AUSTRALIA DAY 2015	950.00				
140172	19/03/2015	SPECIALIST NEWS PTY LTD							235.00
		\$APINVCE	OHS6727	OHS ALERT SUBSCRIPTION 3 MONTHS	235.00				
140173	19/03/2015	TRACEY LEE SIMPSON							300.00
		\$APINVCE	170315	REFUND 3XREWARDS & RECON VOUCHERS	300.00				
140174	19/03/2015	BP AUSTRALIA PTY LTD							27,388.24
		\$APINVCE	5001767410	SUPPLY ULSD 10,481LITRES	11,031.04				
		\$APINVCE	5001786748	14301L ULSD FUEL	16,357.20				
140175	19/03/2015	AS CONSTRUCTED SURVEYS							8,243.36
		\$APINVCE	1488	WELLINGTON ST SURVEY WORKS	8,243.36				

Payment Details by Invoice

MUNICIPAL FUND



Cheque/EFT Number	Payment Date	Payee	From Date	To Date	Invoice Number	Payment Details	Amount	Discount	Retention	PPS	Payment Amount
140176	19/03/2015	AMCOM PTY LTD	1/03/2015	31/03/2015	050315	MONTHLY INTERNET COUNCIL HSE&DEPOT	28,646.60				28,646.60
140177	19/03/2015	DEPARTMENT OF LANDS			17622	LEASE RENT FOR 6 MONTHS RLA3117A/4123	750.00				750.00
140178	19/03/2015	KEITH YONG			100315	REFUND FLIGTS-KA GOHIMA DEL-K YONG	5,342.00				5,342.00
					050315	REFUND ASIA INSIGHT EXP-K YONG	95.00				95.00
140179	19/03/2015	CUPID CATERING			3226	CATERING-ERICA LEVEL 6	107.80				107.80
140180	19/03/2015	CPG RESEARCH & ADVISORY PTY LTD			00001863	CPG ADVICE FEE FEB 2015	3,300.00				3,300.00
140181	19/03/2015	THE CORPORATE EXECUTIVE BOARD COMPANY			M00278006	IT LEADERSHIP EXCHANGE - SELECT	12,750.00				12,750.00

Payment Details by Invoice

MUNICIPAL FUND



From Period 9 19/03/2015 To Period 9 1/03/2015 To Date 31/03/2015

Cheque/EFT Number 140182 Invoice Number 878003020 Payment Date 19/03/2015 Payee ELECTRICITY GENERATION AND RETAIL CORPORATION PPS Retention Discount Amount 101,848.85

Invoice Number	Payment Details	Amount	Retention	Discount	PPS
\$APINVCE	ILLUMINATED STREET SIGN CHARGES	236.10			
\$APINVCE	U 5 420 WELLINGTON ST PERTH	3,372.40			
\$APINVCE	LOT 135 ABERDEEN ST NORTHBRIDGE	529.80			
\$APINVCE	205 JAMES ST NORTHBRIDGE 24/12-26/2	703.15			
\$APINVCE	CHARGES-ELECT-SECURITY CAMERAS	1,136.30			
\$APINVCE	CHARGES-ELECT 2 LINWOOD CT O/PARK	5,979.10			
\$APINVCE	CHARGES-ELECT-160 HAY ST PERTH	1,737.40			
\$APINVCE	CHARGES-ELECT-524 HAY ST PERTH	250.25			
\$APINVCE	CHARGES-ELECT-800 GODERICH ST EAST PTH	3,065.05			
\$APINVCE	CHARGES-ELECT-4 ROYAL ST EAST PERTH	369.90			
\$APINVCE	CHARGES-ELECT-L102 ELDER ST PERTH	6,746.25			
\$APINVCE	CHARGES-ELECT-18 PIER ST PERTH	7,133.60			
\$APINVCE	CHARGES-ELECT-L1119 MURRAY ST PERTH	7,162.80			
\$APINVCE	CHARGES-ELECT-351 WELLINGTON ST PTH	70.85			
\$APINVCE	CHARGES-ELECT-U16/420 WELLINGTON ST PTH	901.25			
\$APINVCE	CHARGES ELECT- 419 FORREST PL PERTH	12,549.45			
\$APINVCE	CHARGES-ELECT 83 ROYAL ST EAST PTH	3,630.65			
\$APINVCE	2 BARRACK ST-6/2-5/3/15	1,009.20			
\$APINVCE	72 LAKE ST-25/12-26/2/15	1,020.05			
\$APINVCE	1 VICTORIA AVE-6/2-5/3/15	1,105.45			
\$APINVCE	200 JAMES ST-4/2-3/3/15	1,806.90			
\$APINVCE	WELLINGTON ST-29/1-26/2/15	12.70			
\$APINVCE	20 ABERDEEN ST-25/12-26/2/15	146.00			
\$APINVCE	LOT 650 MOUNTS BAY RD-6/2-5/3/15	15.40			
\$APINVCE	LOT 0 MOUNTS BAY RD-6/2-5/3/15	2,500.20			
\$APINVCE	567 ADELAIDE TCE-6/2-5/3/15	3,383.85			
\$APINVCE	LOT 565 PLAIN ST-4/2-3/3/15	3,697.40			
\$APINVCE	LOT 0 CANNING HWY-7/1-9/3/15	31.90			
\$APINVCE	LOT 792 HAY ST-6/2-5/3/15	5,217.20			
\$APINVCE	1 RIVERSIDE DR-30/01-4/3/15	520.20			
\$APINVCE	73 LAKE ST-25/12-26/2/15	654.55			
\$APINVCE	LOT 761 BARRACK ST-4/2-3/3/15	714.20			
\$APINVCE	1 MOUNTS BAY RD-11/2-10/3/15	13,218.35			
\$APINVCE	302 RIVERSIDE DR-16/1-13/2/15	22.35			

Payment Details by Invoice

MUNICIPAL FUND



From Period 9	To Period 9	From Date	To Date	31/03/2015					
<i>Cheque/EFT Number</i>	<i>Payment Date</i>	<i>Payee</i>	<i>Invoice Number</i>	<i>Payment Details</i>	<i>Amount</i>	<i>Discount</i>	<i>Retention</i>	<i>PPS</i>	<i>Payment Amount</i>
\$APINVCE	19/03/2015	150988020	27	MAYFAIR ST-11/2-10/3/15	3,221.65				475.00
\$APINVCE	19/03/2015	150989010	68	ROE ST-11/2-10/03/2015	4,914.05				
\$APINVCE	19/03/2015	207326990		CHARGES-ELECT 800 GODERICH ST EAST PTH	3,062.95				
140183	19/03/2015			PARTY PLUS BALCAFFA/OSBORNE PARK					475.00
\$APINVCE	19/03/2015	8852		HELIUM BALOONS	475.00				
140184	19/03/2015			TLS PRODUCTIONS PTY LTD					16,666.38
\$APINVCE	19/03/2015	9626		AUDIO VISUAL, LIGHTING & FURNITURE HIRE	16,666.38				
140185	19/03/2015			AUDINO GROWERS					666.88
\$APINVCE	19/03/2015	032336		SUPPLY FRUIT&VEG-CITY PLACE COMM CNTR	274.70				
\$APINVCE	19/03/2015	032339		FRUIT & VEGS FOR CHILDCARE CTR	142.73				
\$APINVCE	19/03/2015	032338		FRUIT & VEGS FOR COMM CTR	249.45				
140186	19/03/2015			SPLASHDOWN(AUST)CORPORATE BATHROOM RENTALS PTY LTD					95,527.63
\$APINVCE	19/03/2015	00013838		SUPPLY&INSTALLTION OF URI-LIFT	95,527.63				
140187	19/03/2015			THE TRUSTEE FOR THE ASPECT TRUST					3,037.65
\$APINVCE	19/03/2015	139800		CHECK POPUP ALARMS ALL C/PS	3,037.65				
140188	19/03/2015			PLATFORM CROSSFIT PTY LTD					539.26
\$APINVCE	19/03/2015	0006		CROSSFIR CLASSESS-NOV 2014	539.26				
140189	19/03/2015			ALYSSIA KIARA BOYER					472.50
\$APINVCE	19/03/2015	54		SCREEN OPERATOR-FEB 2015	472.50				
140190	19/03/2015			LINGO SYSTEMS PTY LTD					249.48
\$APINVCE	19/03/2015	INV-578		ANNUAL SUBSCRIPTION-COP POOLCAR	249.48				

MUNICIPAL FUND

Payment Details by Invoice



From Period 9 To Period 9 From Date 1/03/2015 To Date 31/03/2015

Cheque/EFT Number	Payment Date	Payee	Invoice Number	Payment Details	Amount	Discount	Retention	PPS	Payment Amount
140191	19/03/2015	E. E. COSTER & R.M COSTER			296.00				296.00
\$APINVCE			10-03-2015	LIBRARY EQUIPMENT-CREATIVE	296.00				
140192	19/03/2015	AUSTRALIAN EVENT PROTECTION(WA)PTY LTD			1,453.96				1,453.96
\$APINVCE			00000985	SECIROTY-FILM SESSION 2015-PIAZZA	1,483.63	29.67			
						29.67			
140193	19/03/2015	CABCHARGE AUSTRALIA PTY LTD			938.67				938.67
\$APINVCE			25057820	CHARGES-TAXIS - MKT	783.22				
\$APINVCE			01039951	TAXI FARE-MKT 2/2-1/3/15	33.60				
\$APINVCE			25062195	TAXI FARE -CEO-25/02 & 26/02/2015	121.85				
140194	19/03/2015	CLASSIC TREE SERVICES			3,233.07				3,233.07
\$APINVCE			20602	MAINTENANCE-TREES	401.50	8.03			
\$APINVCE			20613	MAINTENANCE-SECTOR PRUNING	400.76	8.02			
\$APINVCE			20617	CLAISEBROOK POND FRONTAGE	2,496.80	49.94			
						65.99			
140195	19/03/2015	COLOURFAST PAINTING CONTRACTORS			9,588.12				9,588.12
\$APINVCE			2976	REMOVING & REPAINTING OVER GRAFFITI CP#1	1,067.00	26.68			
\$APINVCE			2967	REMOVE & REPAINTING OVER GRAFFITI	1,221.00	30.53			
\$APINVCE			2968	REMOVE & REPAINTING OVER GRAFFITI CP#9	1,386.00	34.65			
\$APINVCE			2974	REMOVING & REPAINTING OVER GRAFFITI	1,518.00	37.95			
\$APINVCE			2975	REMOVING& REPAINTING OVER GRAFFITI CP#16	517.00	12.93			
\$APINVCE			2972	REMOVING& REPAINTING OVER GRAFFITI CP#16	682.00	17.05			
\$APINVCE			2978	REMOVING & REPAINTING OVER GRAFFITI CP#6	803.00	20.08			
\$APINVCE			2970	REMOVING & REPAITING OVER GRAFFITI CP#8	847.00	21.18			
\$APINVCE			2971	REMOVING &REPAINTING OVER GRAFFITI CP6	891.00	22.28			
\$APINVCE			2977	REMOVING &REPAINTING GRAFFITI CP8	902.00	22.55			
						245.88			

Payment Details by Invoice

MUNICIPAL FUND



From Period 9 To Period 9 From Date 1/03/2015 To Date 31/03/2015

<i>Cheque/EFT Number</i>	<i>Payment Date</i>	<i>Payee</i>	<i>Invoice Number</i>	<i>Payment Details</i>	<i>Amount</i>	<i>Discount</i>	<i>Retention</i>	<i>Payment Amount</i>
140196	19/03/2015	STAPLES T/AS CORPORATE EXPRESS AUSTRALIA LIMITED			77.10			77.10
\$APINVCE			9013834581	SUPPLY STATIONERY/KITCH CATERING-FIN	77.10			PPS
140197	19/03/2015	DEPUTY COMMISSIONER OF TAXATION			546,518.00			546,518.00
\$APINVCE			27100-0603	PAYROLL DEDUCTION FOR P/E 06/03/2015	546,518.00			PPS
140198	19/03/2015	DESIGN PLUMBING			727.10			727.10
\$APINVCE			100120	REPAIRS-PLUMBING-FORREST CHASE LOADING	727.10			PPS
140199	19/03/2015	EXPO DOCUMENT COPY CENTRE			4,455.00			4,455.00
\$APINVCE			129574	ABERDEEN ST HEADROOM REPLACEMENT	4,455.00			PPS
140200	19/03/2015	GLOBETROTTER CORPORATE TRAVEL			8,165.22			8,165.22
\$APINVCE			468743	AIRFARES - HADRIEN LEROY SYD/PTH/SYD	668.49			PPS
\$APINVCE			469906	FLIGHTS-MARCH 15-L SCHREIBER	873.71			
\$APINVCE			470426	AIRFARE-PERTH/MELB-CR DAVIDSON	588.50			
\$APINVCE			469983	AIRFARE-PERTH/SING/TOKYO-D FORSTER	5,458.32			
\$APINVCE			469985	AIRFARE-FUKUOKA/TOKYO-D FORSTER	576.20			
140201	19/03/2015	NICOLE RENEE HALL			507.50			507.50
\$APINVCE			201502	PODIATRIC CONSULTATION 30/01 & 6/2/15	507.50			PPS
140202	19/03/2015	HAYS PERSONNEL SERVICES (AUST) PTY LTD			326.48			326.48
\$APINVCE			5054540	L MCNAUGHTON W/E 18/01/2015	326.48			PPS

Payment Details by Invoice

MUNICIPAL FUND



From Period 9 To Period 9 From Date 1/03/2015 To Date 31/03/2015

Cheque/EFT Number	Payment Date	Payee	Invoice Number	Payment Details	Amount	Discount	Retention	PPS	Payment Amount
140203	19/03/2015	INDUSTRIAL SCRUBBING SERVICES P/L							7,975.04
\$APINVCE			00003273	CAR PARK SWEEPING - VARIOUS	4,668.40	93.37		PPS	
\$APINVCE			00003272	CAR PARK SWEEPING - VARIOUS	3,469.40	69.39			
					162.76				
140204	19/03/2015	IPWEA-WA							1,300.00
\$APINVCE			V4NY822425	WA STATE CONFERENCE-1/2DAY-S CHUTOORGOON	300.00			PPS	
\$APINVCE			KBNY8N96F8	WA STATE CONFERENCE-1/2 DAY-M PEREIRA	300.00				
\$APINVCE			LNMH9S385M	HALF DAY REG-C XIE	300.00				
\$APINVCE			JNKF9PW5Q3	HALF DAY REGISTRATION-H WONG	400.00				
140205	19/03/2015	KALLIS CON P/L & KONDIL NOMINEES P/L							252.66
\$APINVCE			U32438	ELECT&GAS-U/344 SCARBOROUGH BCH RD O/P	126.33			PPS	
\$APINVCE			U32438	ELECTRICITY-344 SCARB BCH RD-23/1-26/2/1	126.33				
140206	19/03/2015	STATE LIBRARY OF WA							541.75
\$APINVCE			R1007547	SUPPLY 50X MEDIUM SATCHELS	541.75			PPS	
140207	19/03/2015	MANNAWARRA HOLDINGS							300.00
\$APINVCE			9/14/15	INSPECT KANGAROOS & RABBIT ACTIVITY	300.00			PPS	
140208	19/03/2015	MARKETFORCE LTD							5,058.90
\$APINVCE			16203	PURCHASE VISA GFT CARD/FASHION PARADES	5,058.90			PPS	
140209	19/03/2015	LGIS INSURANCE BROKING SERVICES							18,214.67
\$APINVCE			062-184313	PREMIUM ADJ-13/14 MOTOR VEH-634004315VFT	18,214.67			PPS	

Payment Details by Invoice

MUNICIPAL FUND



From Period 9 **To Period 9** **From Date** 1/03/2015 **To Date** 31/03/2015

<i>Cheque/EFT Number</i>	<i>Payment Date</i>	<i>Payee</i>	<i>Invoice Number</i>	<i>Payment Details</i>	<i>Amount</i>	<i>Discount</i>	<i>Retention</i>	<i>Payment Amount</i>
140210	19/03/2015	NEVERFAIL SPRINGWATER CO P/L			52.45		PPS	52.45
\$APINVCE			218173	SUPPLY BOTTLED WATER-SUPREME CRT GRDNS				
140211	19/03/2015	GLEN SMETHERHAM			945.00		PPS	945.00
\$APINVCE			445	PODIARY CONSULTATIONS MARCH2015				
140212	19/03/2015	FUJI XEROX BUSINESSFORCE PTY LTD			781.68		PPS	781.68
\$APINVCE			2063100	LODGING & POSTAGE-PARKING FINES NOTICES	569.28			
\$APINVCE			2063099	LODGING & POSTAGE-PARKING FINES	212.40			
140213	19/03/2015	SCITECH DISCOVERY CENTRE			65.00		PPS	65.00
\$APINVCE			170315	REFUND-SIGN LICENCE NOT REQUIRED	65.00			
140214	19/03/2015	DEPARTMENT PREMIER & CABINET - STATE LAW PUBLISHER			180.70		PPS	180.70
\$APINVCE			157520	PUBLISHING-CITY PLANNING SCHEME NO 2	180.70			
140215	19/03/2015	TOWN OF VICTORIA PARK			19,881.51		PPS	19,881.51
\$APINVCE			160315	PRKNG FEE COLLECTION+5/3-11/3/15-INT@2%	19,881.51			
140216	19/03/2015	VERNON AND HANNA PANEL BEATING			703.45		PPS	703.45
\$APINVCE			3401	INSURANCE EXCESS-EX161-IDXW299	223.85			
\$APINVCE			3624	INSURANCE EXCESS-IDYV351	479.60			

Payment Details by Invoice

MUNICIPAL FUND



From Period 9	To Period 9	From Date	To Date	Payment Date	Payee	Invoice Number	Payment Details	Amount	Discount	Retention	PPS	Payment Amount
140217	19/03/2015	WEST AUSTRALIAN LOCAL GOVERNMENT ASSOC										12,272.79
	\$APINVCE	13049259	NEWSPAPER AD - PARLIAMENT PL RD CLOSURE	6,933.66	342.73							
	\$APINVCE	13049264	ADVERT WILLIAM ST&RIVERSIDE DR CLOSURE	1,799.03	87.47							
	\$APINVCE	13049266	SPONSORSHIP ROUND	1,314.13	57.12							
	\$APINVCE	13049258	NYE NORTHBRIDGE CLOSURE	2,852.52	139.23							
				626.55								
140218	20/03/2015	EMMA HUMPHREYS										1,210.00
	\$APINVCE	040315	SPONSORSHIP-HALL OF SHADOWS-FINAL PAYMEN	1,210.00								
140224	26/03/2015	TEE-BALL ASSOCIATION OF WA										5,000.00
	\$APINVCE	00010172	STATE TEE-BALL CHAMPIONSHIPS SPONSORSHIP	5,000.00								
140225	26/03/2015	DEPARTMENT OF PLANNING										150.00
	\$APINVCE	190315	TRANSFER DAP FEES-257 ADELAIDE TCE PERTH	150.00								
140226	26/03/2015	JAMES LIMNIOS										7,725.00
	\$APINVCE	190315	CR SITTING/ATTEN FEE APR-JUN15-J LIMNIOS	7,725.00								
140227	26/03/2015	BAF CONSULTING PTY LTD										180.00
	\$APINVCE	NCC2015	REGISTRATIN-NCC SEMINAR	180.00								
140228	26/03/2015	AUSTRALIAN MNFCTR WRKRS UNION										32.00
	\$APINVCE	03040-2003	PAYROLL DEDUCTION FOR P/E 20/3/2015	32.00								
140229	26/03/2015	REECE HARLEY										7,725.00
	\$APINVCE	190315	CR SITTING/ATTEN FEE APR-JUN 15-R HARLEY	7,725.00								

Payment Details by Invoice

MUNICIPAL FUND



From Period 9 **To Period 9** **From Date** **To Date** **31/03/2015**

<i>Cheque/EFT Number</i>	<i>Payment Date</i>	<i>Payee</i>	<i>Invoice Number</i>	<i>Payment Details</i>	<i>Amount</i>	<i>Discount</i>	<i>Retention</i>	<i>Payment Amount</i>
140230	26/03/2015	JIM ADAMOS	190315	CR SITTING/ATTEN FEE APR-JUN 15-J ADAMOS	7,725.00			7,725.00
140231	26/03/2015	LILY CHEN	190315	CR SITTING/ATTEN FEE APR-JUN 15-L CHEN	7,725.00			7,725.00
140232	26/03/2015	MFP SYSTEMS PTY LTD	1-217	8 CUSTOM DESIGNED MF TAXI SIGN POLES	69,806.00			69,806.00
140233	26/03/2015	GARY STEVENSON	230315	RFND-LAUNDRY-SMOKE@HERISSON -G STEVENSON	21.50			21.50
140234	26/03/2015	ERTECH PTY LTD	19-E0002/2	LAKE REFURBISHMENT-HAROLD BOAS PK	461,347.00			461,347.00
140235	26/03/2015	DORIC CONTRACTORS PTY LTD	4469COP021	PROG CLAIM-COP LIB & PUBLIC PLAZA	1,448,454.56			1,448,454.56
140236	26/03/2015	KEITH YONG	190315	CR SITTING/ATTEN FEE APR-JUN 15-K YONG	7,725.00			7,725.00
			100315	REFUND WIF IEXP-CLAIR EXCNG JAPAN-K YONG	99.00			99.00
140237	26/03/2015	AUSTRALIAN SUPER	05260-2003	PAYROLL DEDUCTION FOR P/E 20/3/2015	134,497.88			134,497.88
140238	26/03/2015	ELECTRICITY GENERATION AND RETAIL CORPORATION	192179190	ELECTRICITY-27 ST GEORGE TCE-4/2-3/3/15	44,068.80			44,068.80

Payment Details by Invoice

MUNICIPAL FUND



From Period 9 To Period 9 From Date 1/03/2015 To Date 31/03/2015

<i>Cheque/EFT Number</i>	<i>Payment Date</i>	<i>Payee</i>	<i>Invoice Number</i>	<i>Payment Details</i>	<i>Amount</i>	<i>Discount</i>	<i>Retention</i>	<i>Payment Amount</i>
140239	26/03/2015	THE PERTH FOLK AND ROOTS CLUB(WA)INCORPORATED			500.00			500.00
\$APINVCE			232390	REFUND BOND-HIRE PIAZZA				
140240	26/03/2015	AUSTRALIAN SERVICES UNION			1,047.80			1,047.80
\$APINVCE			07080-2003	PAYROLL DEDUCTION FOR P/E 20/3/2015				
140241	26/03/2015	C.F.M.E.U			510.00			510.00
\$APINVCE			17280-2003	PAYROLL DEDUCTION FOR P/E 20/3/2015				
140242	26/03/2015	CHILD SUPPORT AGENCY			4,069.07			4,069.07
\$APINVCE			18110-2003	PAYROLL DEDUCTION FOR P/E 20/3/2015				
140243	26/03/2015	CITY OF PERTH STAFF SOCIAL CLUB			995.00			995.00
\$APINVCE			19410-2003	PAYROLL DEDUCTION FOR P/E 20/3/2015				
140244	26/03/2015	HEALTH INSURANCE FUND OF WA			457.65			457.65
\$APINVCE			40430-2003	PAYROLL DEDUCTION FOR P/E 20/3/2015				
140245	26/03/2015	HOSPITAL BENEFIT FUND OF WA			1,754.60			1,754.60
\$APINVCE			42210-2003	PAYROLL DEDUCTION FOR P/E 20/3/2015				
140246	26/03/2015	INDUSTRIAL SCRUBBING SERVICES P/L			4,008.40	80.17		3,928.23
\$APINVCE			00003277	SWEEP C/PS W/E 21/3/2015				
140247	26/03/2015	MCEVOY, JUDY			7,725.00			7,725.00
\$APINVCE			190315	CR SITTING/ATTEN FEE APR-JUN 15-J MCEVOY				

Payment Details by Invoice

MUNICIPAL FUND



From Period 9 To Period 9 From Date 1/03/2015 To Date 31/03/2015

<i>Cheque/EFT Number</i>	<i>Payment Date</i>	<i>Payee</i>	<i>Invoice Number</i>	<i>Payment Details</i>	<i>Amount</i>	<i>Discount</i>	<i>Retention</i>	<i>Payment Amount</i>
140248	26/03/2015	MARKETFORCE LTD			861.02			861.02
\$APINVCE			16204	ADVERTISING-EAT DRINK PERTH				
140249	26/03/2015	LGRCEU			2,345.80			2,345.80
\$APINVCE			59845-2003	PAYROLL DEDUCTION FOR P/E 20/3/2015				
140250	26/03/2015	SCAFFIDI LISA			45,062.50			45,062.50
\$APINVCE			160315	MAYEROL ALLOWANCE&ATTENDANCE FEE MARCH15				
140251	26/03/2015	SABLE SUPERANNUATION FUND			262.05			262.05
\$APINVCE			79690-2003	PAYROLL DEDUCTION FOR P/E 20/3/2015				
140252	26/03/2015	TOWN OF VICTORIA PARK			29,878.87			29,878.87
\$APINVCE			230315	PARKING FEE COLLECTION 12-18/3/15+2%INT				
140253	26/03/2015	WA LOCAL GOVT SUPER PLAN P/L			63,464.37			63,464.37
\$APINVCE			92195-2003	PAYROLL DEDUCTION FOR P/E 20/3/2015				
140254	23/03/2015	OFFICE MILK SUPPLIES			497.27			497.27
\$APINVCE			43717	SUPPLY MILK-LEVEL 7 COUNCIL HSE				
\$APINVCE			45017	MILK FOR LEVEL 6-JAN2015				
140255	23/03/2015	MENCHETTI CONSOLIDATED PTY LTD T/AS MG GROUP WA			213,585.46			213,585.46
\$APINVCE			00001186	HAY ST MALL-GRANITE PAVERS				
					224,826.80			11,241.34
								11,241.34

Payment Details by Invoice

MUNICIPAL FUND



From Period 9 To Period 9 From Date 1/03/2015 To Date 31/03/2015

Cheque/EFT Number	Payment Date	Payee	Invoice Number	Payment Details	Amount	Discount	Retention	Payment Amount
140256	23/03/2015	ENVIROPATH PTY LTD T/ AS SPOT'S ALL SURFACE CLEANING			205,095.00			205,127.20
\$APINVCE			00001931	1 X CMAR NC 300 AS PER SPECIFICATIONS			PPS	
\$APINVCE			00001931	REGISTRATION- 927PCC	32.20			
140257	23/03/2015	AUSTRALIAN INFORMATION INDUSTRY ASSOCIATION			660.00			660.00
\$APINVCE			INV-0396	NOMINATION FEE- WA IAWARDS 2015			PPS	
140258	23/03/2015	THE DEPARTMENT OF FIRE & EMERGENCY SERVICES(DFES)			6,447,154.73			6,447,154.73
\$APINVCE			140361	2014/15 ESL 3RD QTR CONTRIBUTION			PPS	
140259	31/03/2015	LITESTART PTY LTD			513.70			513.70
\$APINVCE			01145152	LOADING DOCK-CLOSE GATE TIMES			PPS	
140260	31/03/2015	ASPECTS OF KINGS PARK(GIFT SHOP)			1,170.00			1,605.00
\$APINVCE			369234	PURCHASE-ASPECTS OF KINGS PARK			PPS	
\$APINVCE			369227	3X FRAMED PANORAMA	435.00			
140261	31/03/2015	TOP CUT TOTAL MEAT SOLUTIONS			446.80			782.35
\$APINVCE			00087299	SUPPLY-FRESH/FROZEN MEAT-CITIPLACE COMM			PPS	
\$APINVCE			00087459	SUPPLY-FRESH/FROZEN MEAT-CITIPLACE COMM	335.55			
140262	31/03/2015	CTI5 PTY LTD			1,290.30			19,102.47
\$APINVCE			01065602	COIN COLLECTION-VIC PARK W/E 22/3/15		64.52		
\$APINVCE			01065601	COIN COLLECTION W/E 22/3/15	18,241.52	364.83		
						429.35		

Payment Details by Invoice

MUNICIPAL FUND



From Period 9 To Period 9 From Date 1/03/2015 To Date 31/03/2015

<i>Cheque/EFT Number</i>	<i>Payment Date</i>	<i>Payee</i>	<i>Invoice Number</i>	<i>Payment Details</i>	<i>Amount</i>	<i>Discount</i>	<i>Retention</i>	<i>Payment Amount</i>
140263	31/03/2015	CHALLENGER INST OF TECHNOLOGY						861.74
\$APINVC			1049484	CERT III PARKS & GARDENS - JARRAD CONNOR	430.87		PPS	
\$APINVC			1049506	CERT III PARKS & GARDENS - T MCEACHAN	430.87			
140264	31/03/2015	BIZIRCUS						625.00
\$APINVC			160215	PICK UP AND PLAY WORKSHOP TRAINERS 1/2	625.00		PPS	
140265	31/03/2015	AIM						65.00
\$APINVC			705000	YOUR BEST SELF SERIES 11/3 D STEVENS	65.00		PPS	
140266	31/03/2015	ABCO CLEANING INNOVATIONS						637.11
\$APINVC			200838	SUPPLY CLEANING PRODUCTS	637.11		PPS	
140267	31/03/2015	HBF OF WA						3,300.00
\$APINVC			005397	SUPPLY-HEAD/SHOULDER MESSAGES	1,023.00		PPS	
\$APINVC			005457	SUPPLY-HEAD/SHOULDER MESSAGES	1,089.00			
\$APINVC			005424	SUPPLY-HEAD/SHOULDER MESSAGES	1,188.00			
140268	31/03/2015	TOTALLY WORKWEAR						5,250.12
\$APINVC			00020249	2X POLY/VISCOSE PANT	70.08		PPS	
\$APINVC			00020283	42X PARKING OFFICER'S VEST	4,447.80			
\$APINVC			00020400	6X BISLEY WHITE SHIRT	162.72			
\$APINVC			00020398	4X BISLEY WHITE SHIRT	108.48			
\$APINVC			00020399	5X BISLEY WHITE SHIRT	135.60			
\$APINVC			00020401	6X BISLEY WHITE SHIRT	162.72			
\$APINVC			00020396	6X BISLEY WHITE SHIRT	162.72			
140269	31/03/2015	ACCENT RUBBER STAMPS						45.50
\$APINVC			00046741	1X SHINY 844 SELF INKING STAMP	45.50		PPS	

Payment Details by Invoice

MUNICIPAL FUND



From Period 9 **To Period 9** **From Date** **1/03/2015** **To Date** **31/03/2015**

<i>Cheque/EFT Number</i>	<i>Payment Date</i>	<i>Payee</i>	<i>Invoice Number</i>	<i>Payment Details</i>	<i>Amount</i>	<i>Discount</i>	<i>Retention</i>	<i>PPS</i>	<i>Payment Amount</i>
140270	31/03/2015	AUSTREND INTERNATIONAL PTY LTD.							2,564.10
		\$APINVCE	65551182	111X GALVANISED PARKING POLES	2,564.10				
140271	31/03/2015	REWARD DISTRIBUTION							396.29
		\$APINVCE	94639602	RISER DISPLAY TUBES	237.73				
		\$APINVCE	94639660	TEAPOT/RISER DISPLAY TUBE	158.56				
140272	31/03/2015	POOLWERX PERTH CITY							9,222.18
		\$APINVCE	1025-2	WATER FEATURE-COUNCIL HOUSE	3,746.10				
		\$APINVCE	809-2	SERVICE-COUNCIL HOUSE-W/FEATURE-SEPT14	3,857.47				
		\$APINVCE	929-1	EARTH, WATER & FIRE BALL WATER FEATURE	730.95				
		\$APINVCE	1019-3	SERVICE-WATER FEATURE-MOUNT ST-NOV14	887.66				
140273	31/03/2015	BIDVEST							5,390.51
		\$APINVCE	130684515	ASSORTED COMESTIBLES	238.60				
		\$APCREDIT	C4328194.P	BIDVEST-CREDIT INV I30684515.PER	(24.81)				
		\$APINVCE	130806231	GROCERY FOR COUNCIL HOUSE	337.61				
		\$APINVCE	130898723	GROCERIES FOR COUNCIL HOUSE	326.22				
		\$APINVCE	131020135	SUPPLY DRIED&FROZEN GOODS	77.91				
		\$APINVCE	130979769	SUPPLY DRIED&FROZEN GOODS	752.12				
		\$APINVCE	131045674	SUPPLY DRIED&FROZEN GOODS	640.74				
		\$APINVCE	130979768	SUPPLY DRIED&FROZEN GOODS	455.80				
		\$APINVCE	131020136	SUPPLY DRIED&FROZEN GOODS	397.86				
		\$APINVCE	131045677	SUPPLY DRIED&FROZEN GOODS	287.70				
		\$APINVCE	130979770	SUPPLY DRIED&FROZEN GOODS	283.51				
		\$APINVCE	131009484	SUPPLY DRIED&FROZEN GOODS	253.57				
		\$APINVCE	131045666	SUGAR FOR LEVEL 10-COUNCIL HOUSE	2.86				
		\$APINVCE	131105419	NAPKINS DISPENSER	115.28				
		\$APINVCE	131105421	PIE FILLING LEMON CURD	14.40				
		\$APINVCE	131078593	GROCERIES FOR CITIPLACE COMM CTR	552.87				
		\$APINVCE	131105418	GROCERIES FOR CITIPLACE COMM CTR	595.80				
		\$APINVCE	131105420	SHORTBREAD SHELL BUTTER	82.47				

Payment Details by Invoice

MUNICIPAL FUND



From Period 9 To Period 9 From Date 1/03/2015 To Date 31/03/2015

<i>Cheque/EFT Number</i>	<i>Payment Date</i>	<i>Payee</i>	<i>Invoice Number</i>	<i>Payment Details</i>	<i>Amount</i>	<i>Discount</i>	<i>Retention</i>	<i>PPS</i>	<i>Payment Amount</i>
140274	31/03/2015	ACTION AIRCONDITIONING			1,312.52				1,312.52
\$APINVCE			00044711	AIRCON MAINT FOR AUG2014					
140275	31/03/2015	MASSEYS HERD			607.00				607.00
\$APINVCE			84803	MILK SUPPLY F/E 6/2/15 - DEPOT	303.50				
\$APINVCE			84999	MILK SUPPLY F/E 20/2/15 - DEPOT	303.50				
140276	31/03/2015	PERTH THEATRE COMPANY			16,500.00				16,500.00
\$APINVCE			1162	SPONSORSHIP FUNDS FOR PERTH THEATRE COMP	16,500.00				

Payment Details by Invoice

MUNICIPAL FUND



From Period 9 To Period 9 From Date 1/03/2015 To Date 31/03/2015

Cheque/EFT Number	Payment Date	Payee	Invoice Number	Payment Details	Amount	Discount	Retention	PPS	Payment Amount
140277	31/03/2015	CHUBB FIRE SAFETY							24,339.16
\$APINVOICE			3018370	REPAIRS-SMOKE DETECTOR-HIS MAJESTYS CP	2,443.84				
\$APINVOICE			3046275	REPAIRS-FIRE PANEL FAULT-HIS MAJESTYS CP	280.72				
\$APINVOICE			3015402	REPAIRS-FIRE PANEL FAULT-REGAL PLACE CP	332.29				
\$APINVOICE			3011429	SERVICE CALL-ELDER ST CP	383.86				
\$APINVOICE			2953009	REPAIR-BROKEN GLASS-HIS MAJESTYS CP	383.86				
\$APINVOICE			2753810	REPAIRS- FIRE PANEL FAULT-WORKS DEPOT	667.22				
\$APINVOICE			2950435	SERVICE CALL-SPRINKLER LOG BK-HIS MAJ CP	91.08				
\$APINVOICE			3037516	SERVICE-COUNCIL HOUSE CP	1,045.44				
\$APINVOICE			3026696	FIRE DETECTION SYSTEM-GODERICH ST	1,226.19				
\$APINVOICE			3022678	SERVICE CALL FOR ELDER ST CP	2,019.49				
\$APINVOICE			3001776	FIRE DETECTION-SERVICE CALL JAN15	332.29				
\$APINVOICE			2953919	SERVICE CALL-ELDER ST CP	409.64				
\$APINVOICE			3101174	SERVICE CALL-COUNCIL HOUSE	428.87				
\$APINVOICE			3040097	SERVICE CALL-ROE ST CP	744.83				
\$APINVOICE			3101188	MAINTENANCE-FIE EQUIP-STATE LIBRARY CP	251.28				
\$APINVOICE			2960097	ACCIDENT ASSISTANCE-LOADING DK FORREST P	332.29				
\$APINVOICE			3109525	SERVICE AT CULTURAL CTR CP	2,073.28				
\$APINVOICE			3109509	PLUMBING WORK & FIXED HOSE REEL	2,657.60				
\$APINVOICE			2772226	SERVICE AT COUNCIL HOUSE	173.91				
\$APINVOICE			2936578	MAINT-MAYFAIR ST CP27	2,399.54				
\$APINVOICE			3101178	SERVICE-PERTH TOWN HALL-FEB2015	261.87				
\$APINVOICE			3050832	SERVICE-ROE ST CP-12/12/15	3,063.72				
\$APINVOICE			2981658	SERVICE TO MAYFAIR ST CP	483.57				
\$APINVOICE			3108321	SERVICE TO REGAL ST GARDEN SHED	53.14				
\$APINVOICE			2937962	SERVICE AT HIS MAJESTYS CP	862.07				
\$APINVOICE			2953621	SERVICE-ELDER ST CP	937.27				
140278	31/03/2015	BIN BATH(AUSTRALIA)PTY LTD							759.00
\$APINVOICE			35750	BIN CLEANING-CNR ROE & BEAUFORT ST	759.00				

Payment Details by Invoice

MUNICIPAL FUND



Cheque/EFT Number	Payment Date	Payee	From Date	To Date	Invoice Number	Payment Details	Amount	Discount	Retention	PPS	Payment Amount
140279	31/03/2015	CITY TOYOTA	1/03/2015	31/03/2015							57,523.46
		\$APINVCE			R121100824	REGISTRATION FEES TOYOTA HILUX 1ERY715	179.50				
		\$APINVCE			R121100822	REGISTRATION FEES-TOYOTA HILUX 1ERY716	179.50				
		\$APINVCE			R121100823	TOYOTA HILUX - 1ERY715	28,582.23				
		\$APINVCE			R121100821	TOYOTA HILUX 1ERY716	28,582.23				
140280	31/03/2015	RORIE SPARE									1,140.00
		\$APINVCE			109	CLEANING CCTV CAMERAS-FEB/MAR 2015	1,140.00				
140281	31/03/2015	ARIA ENTERTAINMENT									500.00
		\$APINVCE			00000088	PERFORMANCE - VASTO RECEPTION 16/2/15	500.00				
140282	31/03/2015	TENDERLINK.COM PTY LTD									550.00
		\$APINVCE			AU-177233	MONTHLY CHARGE-TENDERLINK SERVICE	550.00				
140283	31/03/2015	BEACON EQUIPMENT									976.80
		\$APINVCE			370#2	SUPPLY 1XBG86 BLOWER&SH86 SHREDDER	976.80				
140284	31/03/2015	TNT									93.49
		\$APINVCE			45494119	FREIGHT SERVICES-CAM	13.75				
		\$APINVCE			45447953	FREIGHT SERVICES	79.74				

Payment Details by Invoice

MUNICIPAL FUND



From Period 9 To Period 9 From Date 1/03/2015 To Date 31/03/2015

Cheque/EFT Number	Payment Date	Payee	Invoice Number	Payment Details	Amount	Discount	Retention	PPS	Payment Amount
140285	31/03/2015	RECALL INFORMATION MGNT PTY LTD							11,156.75
\$APINVC			1102262357	CITY OF PERTH SECONDARY STORAGE	2,548.39			PPS	
\$APINVC			1102262274	SECONDARY STORAGE FEB2015	354.10				
\$APINVC			3362849	STORAGE-DATA TAPES	136.28				
\$APINVC			3100675151	CONTAINER RENTAL -COMPLIANCE SERVICES	18.92				
\$APINVC			3100674512	CONTAINER RENTAL	81.92				
\$APINVC			1102262273	RETENTION BUSINESS CARTON	7,484.48				
\$APINVC			3100669236	CONTAINER RENTAL 24/1-20/2	112.02				
\$APINVC			3100669237	RECORDS DESTRUCTION SERVICES	398.60				
\$APINVC			3100669235	SECURE BIN RENTAL -FEB 2015	22.04				
140286	31/03/2015	ADVANCE PRESS(2013)PTY LTD							605.00
\$APINVC			87319	3000X HOW ARE YOU TRAVELLING GUIDE	605.00			PPS	
140287	31/03/2015	ADVANCED AUTOLOGIC							620.00
\$APINVC			00082600	SUPPLY-WATER SOFTENER DESCALER	620.00			PPS	
140288	31/03/2015	NESPRESSO							311.50
\$APINVC			12312288	ASSORTED COFFEE	311.50			PPS	
140289	31/03/2015	DATA 3							8,457.86
\$APINVC			01415550	CISCO AIRONET/CATALYST	5,082.32			PPS	
\$APINVC			01418370	MICROSOFT OFFICE LICENCE	1,332.15				
\$APINVC			01418369	MICROSOFT OFFICE VISION LICENCE	178.49				
\$APINVC			01418368	MICROSOFT OFFICE LICENCE	266.43				
\$APINVC			01418371	MICROSOFT OFFICE PROJECT LICENCE	403.21				
\$APINVC			01418613	ACROBAT STANDARD 2 YR	211.64				
\$APINVC			01419386	ABODE ACROBAT STANDARD 2 YR	211.64				
\$APINVC			01419024	TROUBLESHOOTING 4500 ISSUES	771.98				

Payment Details by Invoice

MUNICIPAL FUND



From Period 9 To Period 9 From Date 1/03/2015 To Date 31/03/2015

<i>Cheque/EFT Number</i>	<i>Payment Date</i>	<i>Payee</i>	<i>Invoice Number</i>	<i>Payment Details</i>	<i>Amount</i>	<i>Discount</i>	<i>Retention</i>	<i>Payment Amount</i>
140290	31/03/2015	VISUAL INSPIRATIONS AUSTRALIA PTY LTD			4,950.00			4,950.00
\$APINVCE			00007154	3X 2M ILLUMINATED STAR HIRE				
140291	31/03/2015	ALEMULUBE PTY LTD			324.50			324.50
\$APINVCE			A04150308	REPAIR WHEEL LOADER GREASING SYSTEM				
140292	31/03/2015	ROSMECH SALES AND SERVICE PTY LTD			1,036.44			1,036.44
\$APINVCE			73206	VARIOUS PARTS				
140293	31/03/2015	TENNIS AUSTRALIA			113.00			113.00
\$APINVCE			INV36495	HOPMAN CUP ADDITIONAL BEVERAGE CHARGE				
140294	31/03/2015	THE BBQ MAN			654.50			654.50
\$APINVCE			1324	BBQ MAINTENANCE - VARIOUS LOCATIONS				
140295	31/03/2015	INFOR GLOBAL SOLUTIONS AUSTRALIA PTY LTD			1,103.65			1,103.65
\$APINVCE			00024297	TRAVEL EXPENSES-SHARON GROVES	212.75			
\$APINVCE			INV5620384	TRAVEL EXPENSES-S GROVES	32.90			
\$APINVCE			INV5620382	CONSULTANT S GROVES 17/2/15	858.00			

Payment Details by Invoice

MUNICIPAL FUND



From Period 9 To Period 9 From Date 1/03/2015 To Date 31/03/2015

<i>Cheque/EFT Number</i>	<i>Payment Date</i>	<i>Payee</i>	<i>Invoice Number</i>	<i>Payment Details</i>	<i>Amount</i>	<i>Discount</i>	<i>Retention</i>	<i>PPS</i>	<i>Payment Amount</i>
140296	31/03/2015	OFFICE MILK SUPPLIES							3,946.76
\$APINVCE			46250	MILK FOR LEVEL 1	132.00			PPS	
\$APINVCE			46253	MILK FOR LEVEL 4	219.60				
\$APINVCE			46248	MILK FOR LOWER GROUND FLOOR	366.20				
\$APINVCE			46334	MILK FOR CONV CTR CP	274.56				
\$APINVCE			46409	FEB 2015 MILK SUPPLY - MAYFAIR ST CP	37.44				
\$APINVCE			46252	SUPPLY MILK-LEVL 5 COUNCIL HSE	358.24				
\$APINVCE			46257	MILK SUPPLY P/E 28/2/15	224.88				
\$APINVCE			46408	DAIRY PRODUCTS P/E 28/2/15	1,307.76				
\$APINVCE			46256	FEB 2015 MILK SUPPLY - LEVEL 8	175.12				
\$APINVCE			46387	FEB 2015 MILK SUPPLY - REST CENTRE	75.20				
\$APINVCE			46259	MILK FOR COMPLIANCE-FEB2015	112.32				
\$APINVCE			46258	MILK FOR LOWER GROUND FLOOR	154.64				
\$APINVCE			46249	FEB 2015 MILK SUPPLY - GROUND FLOOR	59.76				
\$APINVCE			46388	FEB 2015 MILK SUPPLY - CHILD CARE CENTRE	449.04				
140297	31/03/2015	WASTE MANAGEMENT ASSOCIATION OF AUSTRALIA							40.00
\$APINVCE			10004311	NEW YEARS RESOLUTIONS - NATHAN AHERN	20.00			PPS	
\$APINVCE			10004342	WMAA ORGANIC EXPOSURE SEMINAR-N AHERN	20.00				
140298	31/03/2015	AUSTRALIAN NATIONAL FLAG ASSOC							4,864.00
\$APINVCE			23	GRANT 2015	4,864.00			PPS	
140299	31/03/2015	WESTBOOKS							1,450.00
\$APINVCE			267431	SUPPLY JUNIOR BOOKS - LIBRARY	1,102.21			PPS	
\$APINVCE			267567	VARIOUS BOOKS	347.79				
140300	31/03/2015	ENVISIONWARE PTY LTD							1,210.00
\$APINVCE			INVAU2278	MOBILE PRINT SERVICE-ANNUAL SUBSCRIPTION	1,210.00			PPS	

Payment Details by Invoice

MUNICIPAL FUND



From Period 9 **To Period 9** **From Date** 1/03/2015 **To Date** 31/03/2015

<i>Cheque/EFT Number</i>	<i>Payment Date</i>	<i>Payee</i>	<i>Payment Details</i>	<i>Amount</i>	<i>Discount</i>	<i>Retention</i>	<i>Payment Amount</i>
140301	31/03/2015	CLEVERPATCH		941.27			941.27
\$APINVOICE		161412	CRAFT SUPPLIES				
140302	31/03/2015	HOSPEQUIP		176.00			176.00
\$APINVOICE		23219	SERVICE OF CEILING HOIST				
140303	31/03/2015	PINNACLE SPORTSWEAR		679.25			679.25
\$APINVOICE		00001535	SUPPLY SHORTS/T-SHIRTS&SINGLETS-CLS				
140304	31/03/2015	GLOBAL AUTOCOAT PTY LTD		1,234.01			1,234.01
\$APINVOICE		294481	SUPPLY PAINT & ACCESSORIES				
140305	31/03/2015	FITZGERALD PHOTOGRAPHIC LABORATORIES		288.50			288.50
\$APINVOICE		259521	FRED FLOOD REPRODUCTION PRINTING				
140306	31/03/2015	TYRES 4U PTY LTD		3,039.26			3,039.26
\$APINVOICE		XX258712	1X NEW TYRE - GE002	291.83			
\$APINVOICE		XX258713	2 NEW TYRES - RT203	583.66			
\$APINVOICE		XX259119	TIGHTEN VALVE/CHECK TYRE PRESSURE-LT252	41.25			
\$APINVOICE		XX259657	TYRES & FITTING - RM006	196.90			
\$APINVOICE		XX259656	PUNCTURE REPAIR - RS153	61.05			
\$APINVOICE		XX260635	FITTING/PUNCTURE REPAIR - RM166	45.39			
\$APINVOICE		XX261413	FLEET CALL OUT FEE - 936PCC	82.50			
\$APINVOICE		XX261581	3 NEW TYRES - 924PCC	856.68			
\$APINVOICE		XX262997	TYRES	880.00			
140307	31/03/2015	C-QUEST CARBON PTY LTD		23,546.17			23,546.17
\$APINVOICE		000000035	TREE PLANTING PROJECT ADMIN 2014	10,756.17			
\$APINVOICE		000000034	TREE PLANTING LAND ANNUITY 2015	12,790.00			

Payment Details by Invoice

MUNICIPAL FUND



From Period 9 To Period 9 From Date 1/03/2015 To Date 31/03/2015

<i>Cheque/EFT Number</i>	<i>Payment Date</i>	<i>Payee</i>	<i>Invoice Number</i>	<i>Payment Details</i>	<i>Amount</i>	<i>Discount</i>	<i>Retention</i>	<i>Payment Amount</i>
140308	31/03/2015	DORIAN GRAY PICTURES			1,320.00		PPS	1,320.00
\$APINVCE			0322	12HOURS X CONSULTATION/TECHNICAL FEE@.\$60	1,320.00		PPS	
140309	31/03/2015	EMBROIDME			902.66		PPS	902.66
\$APINVCE			EH17315	POLO SHIRTS WITH EMBROIDERY	902.66		PPS	
140310	31/03/2015	JAMES LIMNIOS			377.87		PPS	377.87
\$APINVCE			190315	REIMBURSE EXPENSE-MAR 2015-J LIMNIOS	377.87		PPS	
140311	31/03/2015	ECOLO WA			250.25		PPS	250.25
\$APINVCE			00013514	LOADING DOCK GARBAGE ODOURS - FEB 2015	250.25		PPS	
140312	31/03/2015	FOR THE COFFEE TABLE			144.80		PPS	144.80
\$APINVCE			00076427	ASSORTED BISCUITS	144.80		PPS	
140313	31/03/2015	CARLSLE EVENTS HIRE PTY LTD			633.60		PPS	633.60
\$APINVCE			01-7226-0	HIRE-2XMARQUEES FEB PIAZZAR	633.60		PPS	
140314	31/03/2015	ALTIFORM PTY LTD			10,117.80		PPS	10,117.80
\$APINVCE			00215195	2 TABLE SETTING-SURFACE MOUNTED	10,117.80		PPS	
140315	31/03/2015	FABRICATION & MAINTENANCE SERVICES			990.00		PPS	990.00
\$APINVCE			00000545	REMOVE DAMAGED CANOPY SHEETING-NEW ONE	990.00		PPS	
140316	31/03/2015	DPP RECRUITMENT SERVICES			3,456.24		PPS	3,456.24
\$APINVCE			194453	HANNAH MEMBREY W/E 1/2/15	805.86		PPS	
\$APINVCE			195073	HANNAH MEMBREY W/E 8/2/15	1,307.28		PPS	
\$APINVCE			224290	LABOUR HIRE-H MEMBREY W/E 22/2/15	1,343.10		PPS	

Payment Details by Invoice

MUNICIPAL FUND




From Period 9 To Period 9 From Date 1/03/2015 To Date 31/03/2015

<i>Cheque/EFT Number</i>	<i>Payment Date</i>	<i>Payee</i>	<i>Invoice Number</i>	<i>Payment Details</i>	<i>Amount</i>	<i>Discount</i>	<i>Retention</i>	<i>PPS</i>	<i>Payment Amount</i>
140317	31/03/2015	ENVIROPATH PTY LTD T/ AS SPOT'S ALL-SURFACE CLEANING							290,383.92
\$APINVCE			00001918	PAVEMENT CLEANING - QUEEN STREET	1,630.30				
\$APINVCE			00001911	PAVEMENT CLEANING - WOLF LANE ENTRANCES	117.35				
\$APINVCE			00001923	PAVEMENT CLEANING - ST GEORGE'S TCE	24,348.31				
\$APINVCE			00001920	PAVEMENT CLEANING - KING STREET	4,265.04				
\$APINVCE			00001921	PAVEMENT CLEANING - WILLIAM STREET	4,290.19				
\$APINVCE			00001917	PAVEMENT CLEANING - WILLIAM STREET	5,273.68				
\$APINVCE			00001922	PAVEMENT CLEANING - MILLIGAN STREET	558.80				
\$APINVCE			00001919	PAVEMENT CLEANING - BARRACK STREET	6,415.02				
\$APINVCE			00001916	PAVEMENT CLEANING - LAKE STREET	6,515.61				
\$APINVCE			00001924	PAVEMENT CLEANING - FRANCIS STREET	6,813.17				
\$APINVCE			00001915	PAVEMENT CLEANING - MURRAY STREET	7,330.06				
\$APINVCE			00001914	PAVEMENT CLEANING - JAMES STREET	7,849.74				
\$APINVCE			00001912	PAVEMENT CLEANING - PRINCE LANE	768.35				
\$APINVCE			00001913	PAVEMENT CLEANING - ST GEORGE'S TCE	817.25				
\$APINVCE			00001925	PAVEMENT CLEANING - HAY STREET	9,359.90				
\$APINVCE			00001928	SUPPLY PUMP VALVE KIT-HOT WATER SYS	152.35				
\$APINVCE			00001932	FINAL 50% 905PCC & REGO	203,878.80				
140318	31/03/2015	HARRIS FAMILY TRUST							1,535.82
\$APINVCE			1-1087	SILVER ROLL FORM A4 FRAME	1,535.82				
140319	31/03/2015	NS PROJECTS PTY LTD							541.20
\$APINVCE			13-079:18	FORREST PL INFORMATION KIOSK	541.20				
140320	31/03/2015	KINGMAN VISUAL							3,478.22
\$APINVCE			00030710	SIGNAGE-CLAISEBROOK WILDLIFE	3,478.22				
140321	31/03/2015	SOUTHERN CROSS PROTECTION PTY LTD							792.88
\$APINVCE			668607	SECURITY PATROLS LOCKUP-CNCL HSE-FEB 15	792.88				

Payment Details by Invoice

MUNICIPAL FUND



From Period 9 **To Period 9** **From Date** 1/03/2015 **To Date** 31/03/2015

<i>Cheque/EFT Number</i>	<i>Payment Date</i>	<i>Payee</i>	<i>Invoice Number</i>	<i>Payment Details</i>	<i>Amount</i>	<i>Discount</i>	<i>Retention</i>	<i>Payment Amount</i>
140322	31/03/2015	JANI-KING (WA) PTY LTD						2,448.64
\$APINVOICE			WA15020492	CLEANING FEB 15-CITTI PLACE CHILD CARE CN	2,448.64		PPS	
140323	31/03/2015	COMMITTEE FOR PERTH						3,685.00
\$APINVOICE			00001210	2X PERTH IN FOCUS TICKETS	385.00		PPS	
\$APINVOICE			00001204	PERTH IN FOCUS-5/3/15-TABLE OF 10	1,300.00			
\$APINVOICE			00001192	PERTH IN FOCUS-CR YONG & CR ADAMOS5/3/15	350.00			
\$APINVOICE			00001203	TICKETS FOR PERTH IN FOCUS-5/3/15	1,650.00			
140324	31/03/2015	ARBOR CARBON						11,387.50
\$APINVOICE			INV_100434	TREE CANOPY COVER & THERMAL IMAGING-25%	11,387.50		PPS	
140325	31/03/2015	AURORA PROJECT GROUP						142,265.32
\$APINVOICE			13028C004	QUEENS GDN PUBLIC TOILET REFURBISHMENT	142,265.32		PPS	
140326	31/03/2015	APPLE PTY LTD						6,830.90
\$APINVOICE			4329871689	MAC MINI/CTO	1,624.70		PPS	
\$APINVOICE			4329530383	IPHONE 6 WITH LEATHER CASE	2,103.60			
\$APINVOICE			3864693047	2 X IPHONE 6	2,050.80			
\$APINVOICE			3864634816	IPHONE 6 64GB	1,051.80			
140327	31/03/2015	SANDALFORD WINES						1,311.00
\$APINVOICE			69369	2 COURSE LUNCH & WINE TOUR	1,311.00		PPS	
140328	31/03/2015	MOBILE MENSWEAR WA						249.75
\$APINVOICE			1117	5X GLOWEAVE WHITE SHIRT 1266L	249.75		PPS	

Payment Details by Invoice

MUNICIPAL FUND



From Period 9 To Period 9 From Date 1/03/2015 To Date 31/03/2015

<i>Cheque/EFT Number</i>	<i>Payment Date</i>	<i>Payee</i>	<i>Invoice Number</i>	<i>Payment Details</i>	<i>Amount</i>	<i>Discount</i>	<i>Retention</i>	<i>Payment Amount</i>
140329	31/03/2015	ROCKINGHAM PEST CONTROL						418.00
\$APINVCE			00015821	COCKROACH CONTROL - MAYFAIR ST CAR PARK	198.00		PPS	
\$APINVCE			00015890	TERMITE INSPECTION - HAIG PARK CIRCLE	220.00			
140330	31/03/2015	CAVERSHAM WILDLIFE PARK						700.00
\$APINVCE			00007142	WILDLIFE DISPLAY SANDALFORD WINERY	700.00		PPS	
140331	31/03/2015	HOLYOAKE AUSTRALIAN INSTITUTE FOR ALCOHOL AND DRUG						2,200.00
\$APINVCE			3008	TRAINING-FIT FOR WORK-3HR SESSION	2,200.00		PPS	
140332	31/03/2015	KOOPERMAN PROJECT MANAGEMENT PTY LTD						8,800.00
\$APINVCE			00000596	PROJ#CITY OF PERTH LIB & PLAZA	8,800.00		PPS	
140333	31/03/2015	SPIRIT EVENTS & ENTERTAINMENT						3,850.00
\$APINVCE			00000731	CRICKET PERFORMERS-PIAZZARAMA	3,850.00		PPS	
140334	31/03/2015	BOTANICAL BLOOMS						4,535.48
\$APINVCE			00000520	FLOWERS W/E 6/2/15	144.55		PPS	
\$APINVCE			00000524	FLOWERS - VASTO RECEPTION 16/2/15	2,013.55			
\$APINVCE			00000521	FLOWERS W/E 13/2/15	379.55			
\$APINVCE			00000522	FLOWERS W/E 20/2/15	467.05			
\$APINVCE			00000523	FLOWERS W/E 27/2/15	646.57			
\$APINVCE			00000525	VASTO DINNER FLOWERS	664.21			
\$APINVCE			00000526	FLOWERS FOR FEB2015-TOWN HALL	220.00			
140335	31/03/2015	JONATHAN KERR PROFESSIONAL CAMERAWORK						385.00
\$APINVCE			00003415	VIDEO COVERAGE-NORTHBRIDGE PIAZZA	385.00		PPS	

Payment Details by Invoice

MUNICIPAL FUND



From Period 9 **To Period 9** **From Date** **1/03/2015** **To Date** **31/03/2015**

<i>Cheque/EFT Number</i>	<i>Payment Date</i>	<i>Payee</i>	<i>Invoice Number</i>	<i>Payment Details</i>	<i>Amount</i>	<i>Discount</i>	<i>Retention</i>	<i>Payment Amount</i>
140336	31/03/2015	OCE-AUSTRALIA LTD	1303798	STANDALONE SCANNER CHARGE - FEB 2015	117.59			117.59
140337	31/03/2015	PITNEY BOWES SOFTWARE PTY LTD	IN180108	FOUNDATION PACK LICENCE	23,251.80			23,251.80
140338	31/03/2015	GLAD RETAIL CLEANING						45,887.67
			<i>Invoice Number</i>	<i>Payment Details</i>	<i>Amount</i>	<i>Discount</i>	<i>Retention</i>	
			53073	CLEANING - ALFRESCO AREA FEB 2015	6,050.00			
			52882	CLEANING -CITPLACE CONCOURSE	6,169.90			
			52881	WATERLESS URINAL CLEANING - FEB 2015	399.76			
			52883	RAINE SQUARE BRIDGE CLEANING - FEB 2015	842.60			
			52880	CLEANING-VARIOUS LOCATIONS	32,425.41			
140339	31/03/2015	SUNNY INDUSTRIAL BRUSHWARE						3,164.70
			<i>Invoice Number</i>	<i>Payment Details</i>	<i>Amount</i>	<i>Discount</i>	<i>Retention</i>	
			00010458	4X GREEN MACHINE 45CM SIDE REFILL	470.80			
			00010485	5X 16" GUTTER BROOM	654.50			
			00010514	6X GREEN MACHINE 45CM SIDE REFILL	706.20			
			00010575	3X SCARAB MERLIN 7000 MAIN BROOM	627.00			
			00010617	SUPPLY-6X SIDE BRUSH REFILLS	706.20			
140340	31/03/2015	UNIVERSAL MEDICAL SUPPLIES						608.52
			<i>Invoice Number</i>	<i>Payment Details</i>	<i>Amount</i>	<i>Discount</i>	<i>Retention</i>	
			M1745	MEDICAL SUPPLIES - COMMUNITY CENTRE	608.52			
140341	31/03/2015	INHOUSE GROUP PTY LTD						1,386.00
			<i>Invoice Number</i>	<i>Payment Details</i>	<i>Amount</i>	<i>Discount</i>	<i>Retention</i>	
			00004676	TESTING APPL CODE	1,386.00			
140342	31/03/2015	DEPARTMENT OF TRANSPORT						12,162.05
			<i>Invoice Number</i>	<i>Payment Details</i>	<i>Amount</i>	<i>Discount</i>	<i>Retention</i>	
			403859	VEHICLE SEARCH FEES MARCH 2015	12,162.05			

Payment Details by Invoice

MUNICIPAL FUND



From Period 9 **To Period 9** **From Date** 1/03/2015 **To Date** 31/03/2015

<i>Cheque/EFT Number</i>	<i>Payment Date</i>	<i>Payee</i>	<i>Invoice Number</i>	<i>Payment Details</i>	<i>Amount</i>	<i>Discount</i>	<i>Retention</i>	<i>PPS</i>	<i>Payment Amount</i>
140343	31/03/2015	SONIC HEALTHPLUS PTY LTD							148.50
\$APINVC			811896	MEDICAL ASSESSMENT-K NI KETUT UMI	148.50				
140344	31/03/2015	EOS ELECTRICAL							7,534.90
\$APINVC				REPAIRS- ELECTRICAL	148.54				
\$APINVC				REPAIRS-LIGHTING/ELECTRICAL	159.68				
\$APINVC				REPAIRS-LIGHTING/ELECTRICAL	279.50				
\$APINVC				REPAIRS-LIGHTING/ELECTRICAL	279.50				
\$APINVC				REPAIRS-LIGHTING/ELECTRICAL	377.27				
\$APINVC				REPAIRS-LIGHTING/ELECTRICAL	477.44				
\$APINVC				REPAIRS-LIGHTING/ELECTRICAL	561.13				
\$APINVC				REPAIRS-LIGHTING/ELECTRICAL	650.51				
\$APINVC				REPAIRS-LIGHTING/ELECTRICAL	680.23				
\$APINVC				REPAIRS-LIGHTING/ELECTRICAL	69.88				
\$APINVC				INSTALL CURRENT LOGGER-STIRLING GARDENS	440.12				
\$APINVC				STREETLIGHT MAINTENANCE - LONDON COURT	1,087.70				
\$APINVC				WELLINGTON ST CROSS WALK POLE MAINT	146.64				
\$APINVC				STREETLIGHT MAINT - HSM POLE 2-14	435.83				
\$APINVC				STREETLIGHT MAINT - HSM POLE 1-04 & 1-06	628.86				
\$APINVC				SUPPLY/INSTALL 9XCAT6 DATA CBL.S-PLAINST	1,112.07				
140345	31/03/2015	LANDCARE SOLUTIONS							1,925.00
\$APINVC			COP005	5X HEALTHY FOOD THEATRE - 50%	1,925.00				
140346	31/03/2015	DATAKOM SYSTEMS WA							11,051.64
\$APINVC				2X LENOVO I7-4600U	5,181.05				
\$APINVC				LENOVO THINKCENTRE M93P TINY	5,870.59				
140347	31/03/2015	COATES HIRE SERVICE							115,008.86
\$APINVC			13230723	VARIABLE MESSAGE BOARD HIRE 26/1/15	2,798.11				
\$APINVC			13297144	LIGHTING TOWER/GENERATOR HIRE 26/1	104,446.51				
\$APINVC			13230681	HIRE BARRIERS SKYSHOW	7,764.24				

Payment Details by Invoice

MUNICIPAL FUND



From Period 9 **To Period 9** **From Date** **1/03/2015** **To Date** **31/03/2015**

<i>Cheque/EFT Number</i>	<i>Payment Date</i>	<i>Payee</i>	<i>Invoice Number</i>	<i>Payment Details</i>	<i>Amount</i>	<i>Discount</i>	<i>Retention</i>	<i>Payment Amount</i>
140348	31/03/2015	ALL-AUSSIE CARPET CLEAN	1421	CLEANING--CARPET/CHAIR-SURV CTR	334.40		PPS	334.40
140349	31/03/2015	MANHEIM PTY LTD	5504977587	ABANDONED VEHICLES FEES	202.40		PPS	2,648.80
			5504977467	ABANDONED VEHICLES FEES	2,446.40			
140350	31/03/2015	PACIFIC BRANDS WORK WEAR GROUP						4,809.93
			09007067	2X WC2 SS HV SPL SHIRT	45.10		PPS	4,809.93
			09054979	UNIFORM-T CAMPBELL	140.70			
			09054893	UNIFORM-S HANDLEY	260.00			
			09054886	UNIFORM-M BROUGHTON	275.20			
			09052098	UNIFORM-E GAMMEL	773.47			
			09052101	UNIFORM-K JACKSON	783.08			
			09054880	UNIFORM-SRIRANJAN	81.60			
			09073510	1X 2T PILOT JACKET	65.12			
			133980	INVOICE 08734041	(60.72)			
			09060519	UNIFORM-S ALGER	188.85			
			09058512	UNIFORM-T SIMPSON	329.60			
			09060303	UNIFORM-M COLMAN	438.30			
			09058894	UNIFORM-J EMMENS	57.60			
			09058892	UNIFORM-T CAMPBELL	57.60			
			09058519	UNIFORM-G HEATH	635.75			
			09062849	UNIFORM-J EMMENS	738.68			
140351	31/03/2015	DRAINFLOW SERVICES PTY LTD						1,552.32
			106214	DRAIN CLEANING VARIOUS LOCATIONS	1,584.00	31.68	PPS	31.68

Payment Details by Invoice

MUNICIPAL FUND



From Period 9 To Period 9 From Date 1/03/2015 To Date 31/03/2015

Cheque/EFT Number	Payment Date	Payee	Invoice Number	Payment Details	Amount	Discount	Retention	PPS	Payment Amount
140352	31/03/2015	COVS PARTS PTY LTD							1,631.21

Cheque/EFT Number	Payment Date	Payee	Invoice Number	Payment Details	Amount	Discount	Retention	PPS	Payment Amount
\$APINVCE			5871380	LIGHT GLOBES/RAKE PADS/SPRING SANDWICH	22.35				
\$APINVCE			5873452	1X 10PK GLOBE BA15S 12V	3.39				
\$APINVCE			5872175	10PK GLOBE BA15S 12V 32CP	4.98				
\$APINVCE			5871613	1X BRAKE PADS BENDIX 4WD	88.68				
\$APINVCE			5878402	1X OIL FILTER	14.06				
\$APINVCE			5874808	4X FUEL FILTER	47.17				
\$APINVCE			5874803	FUEL FILTERS/OPT ROT BEACON	79.50				
\$APINVCE			5889146	FUSE MINI BLADE 15AMP PK50	11.17				
\$APINVCE			5886860	1X EUROFLEX ROT BEACON AMB 12/24V	163.77				
\$APINVCE			5896251	10X RETRO REFLECTOR - AMBER	38.06				
\$APINVCE			5889138	ASSORTED FUSES	54.40				
\$APINVCE			5903651	POWER ADAPTOR/PLATE LAMP/BEACON	122.47				
\$APINVCE			5900291	1X FUEL FILTER	35.76				
\$APINVCE			5900282	ASSORTED FILTERS	58.25				
\$APINVCE			5904292	1X BRAKE PADS	88.68				
\$APINVCE			5905258	1X BRAKE PADS	88.68				
\$APINVCE			5913401	1X MOMENTARY HD P/BUTTON SWITCH	15.32				
\$APINVCE			5914535	1X JUMBO DOUBLE LED COMBINATION	363.50				
\$APINVCE			5914532	6X HALOGEN GLOBES	67.91				
\$APINVCE			5925151	SPARK PLUGS/BATTERIES	65.30				
\$APINVCE			5939516	OIL FILTER	8.90				
\$APINVCE			5939045	LENS RED/AMBER SUIT 2419 & 2420	90.22				
\$APINVCE			5962765	SUPPLY OIL/AIR FILTERS	98.69				

Payment Details by Invoice

MUNICIPAL FUND



From Period 9 To Period 9 From Date 1/03/2015 To Date 31/03/2015

Cheque/EFT Number Payment Date Payee Payment Amount

140353		31/03/2015	JAMES BENNETT PTY LTD				4,104.74
	Invoice Number	Payment Details	Amount	Discount	Retention	PPS	
\$APINVCE	4356831	VARIOUS BOOKS	228.83				
\$APINVCE	4357040	VARIOUS BOOKS	249.68				
\$APINVCE	4356830	TWITTER FOR DUMMIES - LAURA FITTON	28.54				
\$APINVCE	PSO263509	VARIOUS BOOKS	287.68				
\$APINVCE	4513029	VARIOUS BOOKS	138.07				
\$APINVCE	PSO271366	VARIOUS BOOKS	83.58				
\$APINVCE	PSO271365	VARIOUS BOOKS	95.49				
\$APINVCE	4357504	VARIOUS BOOKS	167.37				
\$APINVCE	4357333	VARIOUS BOOKS	205.86				
\$APINVCE	4513580	SUPPLY BOOKS-LIBRARY	161.19				
\$APINVCE	PSO271678	SUPPLY BOOKS-LIBRARY	239.38				
\$APINVCE	4513579	SUPPLY BOOKS-LIBRARY	502.78				
\$APINVCE	PSO271677	SUPPLY BOOKS-LIBRARY	70.98				
\$APINVCE	4358091	SUPPLY BOOKS-LIBRARY	78.22				
\$APINVCE	4358913	VARIOUS BOOKS	140.89				
\$APINVCE	PSO264340	VARIOUS BOOKS	23.66				
\$APINVCE	PSO264349	VARIOUS BOOKS	397.42				
\$APINVCE	4358983	VARIOUS BOOKS	409.82				
\$APINVCE	4358601	VARIOUS BOOKS	513.73				
\$APINVCE	4358602	VARIOUS BOOKS	81.57				
140354		31/03/2015	FORCH PTY LTD				186.82
\$APINVCE	Invoice Number	Payment Details	Amount	Discount	Retention	PPS	
	F170034	ASSORTED FIXINGS	186.82				

Payment Details by Invoice

MUNICIPAL FUND



From Period 9 31/03/2015 To Period 9 1/03/2015 To Date 31/03/2015

Cheque/EFT Number	Payment Date	Payee	Invoice Number	Payment Details	Amount	Discount	Retention	PPS	Payment Amount
140355	31/03/2015	GILMOUR & JOOSTE ELECTRICAL							19,442.65
\$APINVCE			20152561	LIFT PHONE IDENTIFICATION	595.91				
\$APINVCE			20153308	LIGHTING MAINTENANCE - DEPOT	195.11				
\$APINVCE			20153034	GIFT WRAP SERVICE CONNECTION FAULT	279.50				
\$APINVCE			20153035	SUPPLY FAULT - PIER ST CAR PARK	279.50				
\$APINVCE			20153288	SUPPLY/INSTALL LIGHT SENSORS BSEMENT	1,056.96				
\$APINVCE			20153290	SUPPLY/INSTALL LIGHT SENS PUMPRM	528.48				
\$APINVCE			20153349	SENSOR INSTALLATION QUOTE - ELDER ST CP	372.68				
\$APINVCE			20153351	LIGHTING REPORT-STATE LIBRARY CAR PARK	605.61				
\$APINVCE			20153337	REPAIRS-ELECTRICAL-COUNCIL HSE	107.81				
\$APINVCE			20153342	REPAIRS-ELECTRICAL-COUNCIL HSE	161.70				
\$APINVCE			20153345	REPAIRS-ELECTRICAL-COUNCIL HSE	258.87				
\$APINVCE			20153347	REPAIRS-ELECTRICAL-COUNCIL HSE	338.90				
\$APINVCE			20153348	REPAIRS-ELECTRICAL-COUNCIL HSE	611.02				
\$APINVCE			20153340	REPAIRS-ELECTRICAL-COUNCIL HSE	69.89				
\$APINVCE			20153346	REPAIRS-ELECTRICAL-COUNCIL HSE	69.89				
\$APINVCE			20153343	REPAIRS-ELECTRICAL-COUNCIL HSE	841.06				
\$APINVCE			20153338	REPAIRS-ELECTRICAL-COUNCIL HSE	88.85				
\$APINVCE			20153325	CONCERT HALL CP-ELECTRICAL WORK	419.26				
\$APINVCE			20153324	ELECTRICAL WORK-PIER ST CP	592.60				
\$APINVCE			20153326	MAINTENANCE-TESTING & TAGGING-CNCL HSE	11,969.05				
140356	31/03/2015	THE TRUSTEE FOR SMYTH FAMILY TRUST							1,040.00
\$APINVCE			140215	BALLOON ARTISTRY - PIAZZARAMA 1/2/15	1,040.00				
140357	31/03/2015	CAFE CORPORATE							540.00
\$APINVCE			00142607	SUPPLY JESSIE'S BLEND - 1KG	180.00				
\$APINVCE			00143664	10X 1KG JESSIE'S BLEND COFFEE	360.00				
140358	31/03/2015	BOS SURVEYING PTY LTD T/AS BOS CIVIL							9,016.99
\$APINVCE			00001455	CIVIL CONST-EASTBROOK TCE & ROYAL ST	9,016.99				

Payment Details by Invoice

MUNICIPAL FUND



From Period 9 **To Period 9** **From Date** **1/03/2015** **To Date** **31/03/2015**

<i>Cheque/EFT Number</i>	<i>Payment Date</i>	<i>Payee</i>	<i>Invoice Number</i>	<i>Payment Details</i>	<i>Amount</i>	<i>Discount</i>	<i>Retention</i>	<i>Payment Amount</i>
140359	31/03/2015	KERRY HILL ARCHITECTS	00000806	LIBRARY & PLAZA FEES - FEB 2014	62,442.60			62,442.60
140360	31/03/2015	WANGARA SUBARU & VOLKSWAGEN	N13616	VOLKSWAGEN TRANSPORTER 1ERQ374	40,930.69			41,114.49
			37111	REGISTRATION FEES-VW TRANSPORTER 1ERQ374	183.80			
140361	31/03/2015	IMPERIAL GLASS	00196733	REPAIR BALUSTRADE PANELS-FORREST PL	1,735.80			1,735.80
140362	31/03/2015	CLOCKWORK	2002211	2000 BUSINESS CARDS - CR HARLEY/YONG	951.50			951.50
140363	31/03/2015	THE NICK CHRISTIE FAMILY TRUST T/AS CORPSWEST	00000036	SECURITY CONCIERGE OFFICER 16/10 & 7/11	725.92			725.92
140364	31/03/2015	TECHNICAL SERVICES GROUP	00000537	SHAFLO LANE INSTALL	5,865.75			11,897.49
			00000538	WOLF LANE INSTALL	6,031.74			
140365	31/03/2015	COLLEAGUES PRINT SOLUTIONS	R19246	SUPPLY METER ROLLS	7,057.44			7,057.44
140366	31/03/2015	IMATEC DIGITAL PRINT	00073311	120X VASTO A5 INVITATIONS	154.00			1,100.00
			00073315	NEW EMPLOYEE FOLDER ONBOARDING PROCESS	649.00			
			00073410	400X VASTO A5 RECEPTION PROGRAMMES	297.00			

Payment Details by Invoice

MUNICIPAL FUND



From Period 9 **To Period 9** **From Date** 1/03/2015 **To Date** 31/03/2015

<i>Cheque/EFT Number</i>	<i>Payment Date</i>	<i>Payee</i>	<i>Invoice Number</i>	<i>Payment Details</i>	<i>Amount</i>	<i>Discount</i>	<i>Retention</i>	<i>Payment Amount</i>
140367	31/03/2015	IRON MOUNTAIN						688.27
\$APINVOICE			463264-AW2	DATA PROTECTION	688.27			PPS
140368	31/03/2015	ADT SECURITY						43.14
\$APINVOICE			18805243	MONITORING COP XMAS STORE-1/7/13-30/6/14	43.14			PPS
140369	31/03/2015	GWC TOTAL MANAGEMENT PTY LTD						22,076.06
\$APINVOICE			00007307	FEB 2015 CLEANING - 2A PLAIN STREET	2,280.66			PPS
\$APINVOICE			00007308	CLEANING - VARIOUS LOCATIONS	17,984.76			
\$APINVOICE			00007039	SUPPLY-ADDITIONAL PUBLIC TOILET SUPPLIES	1,403.64			
\$APINVOICE			00007309	ADDITIONAL CLEANING OZONE RES TOILETS EP	407.00			
140370	31/03/2015	MOBILE MASTERS						4,496.01
\$APINVOICE			407096	ORION NETWORK FEES - SKYWORKS	68.75			PPS
\$APINVOICE			407263	ORION NETWORK ACCESS FEES 19/3-18/4	1,576.96			
\$APINVOICE			407271	ORION NETWORK ACCESS FEES 3/4-2/5	513.02			
\$APINVOICE			407264	ORION NETWORK ACCESS FEES	2,337.28			
140371	31/03/2015	NEXTMEDIA PTY LTD						196.35
\$APINVOICE			01503016	ADVERTISING-1/4 PAGE COLOUR	196.35			PPS
140372	31/03/2015	ELAN MEDIA PARTNERS PTY LTD						1,215.32
\$APINVOICE			1094465	ASSORTED DVDS	266.04			PPS
\$APINVOICE			1095072	VARIOUS BOOKS	291.14			
\$APINVOICE			1095393	SUPPLY DVDS-LIBRARY	658.14			
140373	31/03/2015	SMART URBAN PTY LTD						6,545.00
\$APINVOICE			00001884	IRS & INTERNAL PIPE	6,545.00			PPS

MUNICIPAL FUND

Payment Details by Invoice



From Period 9 To Period 9 From Date 1/03/2015 To Date 31/03/2015

<i>Cheque/EFT Number</i>	<i>Payment Date</i>	<i>Payee</i>	<i>Invoice Number</i>	<i>Payment Details</i>	<i>Amount</i>	<i>Discount</i>	<i>Retention</i>	<i>Payment Amount</i>
140374	31/03/2015	FORREST CHASE INTERNATIONAL NEWS	86	SUPPLY/DELIVERY-NEWSPAPERS-LIBRARY	771.82		PPS	771.82
140375	31/03/2015	THE ANGLICAN CHURCH OF AUSTRALIA	115347	ADVERTISING-GOURMET DINNING	86.90		PPS	86.90
140376	31/03/2015	CARLS MILK SUPPLY						346.50
			<i>Invoice Number</i>	<i>Payment Details</i>	<i>Amount</i>	<i>Discount</i>	<i>Retention</i>	
			131296	SUPPLY MILK/BUTTER & CREAM-ROD EVANS CNT	203.07		PPS	
			131905	MILK FOR ROD EVANS REST CTR	143.43		PPS	
140377	31/03/2015	JOHNSON MEATS						780.78
			<i>Invoice Number</i>	<i>Payment Details</i>	<i>Amount</i>	<i>Discount</i>	<i>Retention</i>	
			363089	ASSORTED MEAT - ROD EVANS CENTRE	341.08		PPS	
			363173	SUPPLY FRESH/FROZEN MEATS-ROD EVANS CNTR	439.70		PPS	
140378	31/03/2015	MANAFRY PERTH						88.00
			<i>Invoice Number</i>	<i>Payment Details</i>	<i>Amount</i>	<i>Discount</i>	<i>Retention</i>	
			00006571	FILTRATION SERVICE - ROD EVANS CENTRE	44.00		PPS	
			00006605	FILTRATION SERVICE - ROD EVANS CENTRE	44.00		PPS	
140379	31/03/2015	TALDARA INDUSTRIES LTD						683.09
			<i>Invoice Number</i>	<i>Payment Details</i>	<i>Amount</i>	<i>Discount</i>	<i>Retention</i>	
			IN338635	FLOOR CLEANER/OVEN CLEANER	35.15		PPS	
			IN338633	KITCHEN SUPPLIES - ROD EVANS CENTRE	223.32		PPS	
			IN339081	BIN LINERS/TUBS/LIDS/NAPKINS/GLOVES	342.78		PPS	
			IN339088	1X SPOT AID RISE ADDITIVE 20L	81.84		PPS	
140380	31/03/2015	PERMEANCE TECHNOLOGIES						26,400.00
			<i>Invoice Number</i>	<i>Payment Details</i>	<i>Amount</i>	<i>Discount</i>	<i>Retention</i>	
			00003902	AL-FRESCO STANDARD BASE LICENSE	26,400.00		PPS	
140381	31/03/2015	SAFETY WORLD						1,056.00
			<i>Invoice Number</i>	<i>Payment Details</i>	<i>Amount</i>	<i>Discount</i>	<i>Retention</i>	
			87712	240X GLOVES RIGGERS COW/GRAIN BEIGE LARGE	1,056.00		PPS	

Payment Details by Invoice

MUNICIPAL FUND



From Period 9 **To Period 9** **From Date** 1/03/2015 **To Date** 31/03/2015

<i>Cheque/EFT Number</i>	<i>Payment Date</i>	<i>Payee</i>	<i>Invoice Number</i>	<i>Payment Details</i>	<i>Amount</i>	<i>Discount</i>	<i>Retention</i>	<i>Payment Amount</i>
140382	31/03/2015	FRESH AS PRODUCE						1,073.81
		\$APINVOICE	13160	FRUIT & VEGETABLES - ROD EVANS CENTRE	566.23		PPS	
		\$APINVOICE	13236	VARIOUS FRUIT & VEGS FOR ROD EVANS CTR	507.58			
140383	31/03/2015	STERIHEALTH SERVICES PTY LTD						1,264.46
		\$APINVOICE	1371414	LANGLEY PARK - SYRINGE UNIT SERVICE	127.45		PPS	
		\$APINVOICE	1371419	CULT CENT LOWER - SYRINGE UNIT SERVICE	127.45			
		\$APINVOICE	1371415	WELLINGTON SQ- SYRINGE UNIT SERVICE	127.45			
		\$APINVOICE	1371417	SUPREME CRT GRDNS-SYRINGE UNIT SERVICE	159.92			
		\$APINVOICE	1371416	CULTURAL CNTR LWR- SYRINGE UNIT SERVICE	42.48			
		\$APINVOICE	1371418	CITIPLACE REST CNT- SYRINGE UNIT SERVICE	594.75			
		\$APINVOICE	1371420	CULTURAL CNTR UPPER-SYRINGE UNIT SERVICE	84.96			
140384	31/03/2015	AIRMASTER AUSTRALIA PTY LTD						2,939.60
		\$APINVOICE	M00115254	MONTHLY AIRCON MAINT FEB2015-CITY STATIO	1,082.60		PPS	
		\$APINVOICE	S0200590	SERVICE FEE	398.89			
		\$APINVOICE	S0202051	MAINTENANCE-A/CON PHARMACY-CONCOURSE	532.10			
		\$APINVOICE	S0202807	UPSTAIRS AIRCON-PERTH CITY STATION	343.98			
		\$APINVOICE	S0203274	SAFE ROOM IS LEAKING-REST CTR	582.03			
140385	31/03/2015	FOODBANK OF WESTERN AUSTRALIA INC						167.35
		\$APINVOICE	INV0084629	GROCERIES FOR ROD EVANS CTR	167.35		PPS	
140386	31/03/2015	PERTHWASTE PTY LTD						9,266.68
		\$APINVOICE	72060	GENERAL&GREEN WASTE BIN REMOVAL	241.56		PPS	
		\$APINVOICE	72059	GREEN WASTES	9,025.12			
140387	31/03/2015	PLANNING INSTITUTE OF AUSTRALIA						315.00
		\$APINVOICE	44802	DOES DENSITY MATTER - 9 ATTENDEES	315.00		PPS	

Payment Details by Invoice

MUNICIPAL FUND



From Period 9 **To Period 9** **From Date** 1/03/2015 **To Date** 31/03/2015

<i>Cheque/EFT Number</i>	<i>Payment Date</i>	<i>Payee</i>	<i>Invoice Number</i>	<i>Payment Details</i>	<i>Amount</i>	<i>Discount</i>	<i>Retention</i>	<i>Payment Amount</i>
140388	31/03/2015	KESTON AUSTRALIA PTY LTD			1,346.95			1,346.95
\$APINVOICE			IN163510	SUPPLU ONE TIME DVD SECURITY CASES CLEAR				
140389	31/03/2015	CBD COLLEGE P/L			198.00			198.00
\$APINVOICE			INV-3936	FIRST AID COURSE-A MORRIS, T ANDREWS				
140390	31/03/2015	BOS SURVEYING PTY LTD T/AS SURVEY RESULTS			1,225.82			1,225.82
\$APINVOICE			00001472	SURVEYING SERVICE-HAVELOCK ST				
140391	31/03/2015	ARBORWEST TREE FARM			880.00			880.00
\$APINVOICE			00006679	SUPPLY-ADVANCED TREE STOCK				
140392	31/03/2015	ARC 1 WELDING INDUSTRIES			33.00			33.00
\$APINVOICE			00048686	LPG REFILL				
140393	31/03/2015	DIRECT MEMORY ACCESS PTY LTD			6,800.20			6,800.20
\$APINVOICE			IN1346488	ATEN CS1942 KVM SWITCH				
\$APINVOICE			IN1346391	ATEN 4 PORT KVM SWITCH CABLES				
\$APINVOICE			IN1346685	KINGSTON HYPERX 3K SSD 120GB				
\$APINVOICE			IN1346770	LENOVO THINKPAD				
140394	31/03/2015	INSTANT TOILETS AND SHOWERS PTY LTD			415.14			415.14
\$APINVOICE			30493	TOILET BLOCK HIRE - PT FRASER RESERVE				
140395	31/03/2015	GLAD COMMERCIAL CLEANING			24,143.18			24,143.18
\$APINVOICE			GG122210	MONTHLY CLEANING SERVICES				

Payment Details by Invoice

MUNICIPAL FUND



From Period 9 To Period 9 From Date 1/03/2015 To Date 31/03/2015

Cheque/EFT Number	Payment Date	Payee	Invoice Number	Payment Details	Amount	Discount	Retention	Payment Amount
140396	31/03/2015	MIRVAC(WA)PTY LTD	10748	HYDRAULIC WORKS TO TOWN HALL STORMWATER	3,626.70			3,626.70
140397	31/03/2015	AUSTRALIAN PERFORMING ARTS NETWORK						3,432.00
			00000318	PROMO STAFF-DISTRIBUTE CITY STYLE MAGAZI	2,640.00			
			00000321	PROMO STAFF FOR EDP LAUNCH	792.00			
140398	31/03/2015	PLATINUM PLANT & EQUIPMENT UNIT TRUST						16,312.07
			00003671	FEB ROLLER & GRADER HIRE - WELLINGTON ST	11,561.00			
			00003667	WC SEWER & DRAINAGE LID INVESTIGATION	4,751.07			
140399	31/03/2015	MESSAGENET PTY LTD						124.52
			442191	FEB 2015 SMS MESSAGE & SERVICE FEE	124.52			
140400	31/03/2015	GARY STEVENSON						51.80
			260315	REIMBURSE-MOBILE PHONE EXP-G STEVENSON	51.80			
140401	31/03/2015	AUSTRALIAN PROTECTION SERVICES						1,360.59
			12552	CROWD CONTROL W/E 9/2/15	1,053.36			
			12624	CROWD CONTROL EVENT LEVEL 1	307.23			
140402	31/03/2015	MICHAEL EDWARD CONWAY T/AS A I APIARIES						190.00
			79	BEE SWARM REMOVAL - OPP 10 VICTORY AVE	190.00			
140403	31/03/2015	MOBILE TRACKING AND DATA PTY LTD						112.20
			M0034324	MONTHLY SERVER ACCESS FEE	112.20			

Payment Details by Invoice

MUNICIPAL FUND



From Period 9 **To Period 9** **From Date** 1/03/2015 **To Date** 31/03/2015

<i>Cheque/EFT Number</i>	<i>Payment Date</i>	<i>Payee</i>	<i>Invoice Number</i>	<i>Payment Details</i>	<i>Amount</i>	<i>Discount</i>	<i>Retention</i>	<i>Payment Amount</i>
140404	31/03/2015	GJK FACILITY SERVICES	306699	MAINTENANCE- CLEANING VARIOUS	67,321.88		PPS	67,321.88
140405	31/03/2015	DELUXE COLOUR & DIGITAL PRINTING	D1507079	PRINTING CHARGES	116.17		PPS	116.17
140406	31/03/2015	SURUN SERVICES PTY LTD						20,008.70

<i>Invoice Number</i>	<i>Payment Details</i>	<i>Amount</i>	<i>Discount</i>	<i>Retention</i>
522/1831/4	LIGHTING-TWILIGHT HAWKERS MARKET - JAN	4,474.60		PPS
522/2052	LIGHTS NOT WORKING-PIER ST	1,006.32		
522/2042	LADIES TOILET-LIGHTS NOT WORKING	131.23		
522/2040	MENS TOILET CUBICAL-CITY STATION COMM CT	138.49		
522/2109	FRIDGE IN CSC AREA-STOP WORKING	262.49		
522/2034	GDN SHED FLURO LIGHTS	366.58		
522/1900	ELECTRICAL WORK-CITY STATION CHILDACARE	1,347.72		
522/1978	HIS MAJESTYS CP-5/12/14	145.42		
522/1976	REPLACED LAMP-CITIPLACE REST CTR	180.39		
522/2000	CITY STATION COMM CTR-REPLACED LAMPS	196.48		
522/1981	REPLACE LAMP-PIER ST CP	278.33		
522/1977	FX LIGHTS & REPLACE LAMPS-CITY STATION C	381.55		
522/1899	ELECTRICAL WORK-CITY STATION COMM CTR	4,586.73		
522/1851	ELECTRICAL WORK-OCT2014	4,603.56		
522/1512	ELECTRICAL WORK-MARCH & APRIL2014	944.93		
522/1833	ELECTRICAL WORK-15TH&21ST OCT2014	963.88		

Payment Details by Invoice

MUNICIPAL FUND



From Period 9 To Period 9 From Date 1/03/2015 To Date 31/03/2015

<i>Cheque/EFT Number</i>	<i>Payment Date</i>	<i>Payee</i>	<i>Invoice Number</i>	<i>Payment Details</i>	<i>Amount</i>	<i>Discount</i>	<i>Retention</i>	<i>PPS</i>	<i>Payment Amount</i>
140407	31/03/2015	LIGHTSPEED COMMUNICATIONS AUSTRALIA PTY LTD							104,829.18
		\$APINVCE	81777	PIT REPAIRS - VARIOUS SITES	24,835.80				
		\$APINVCE	81778	PIT REPAIRS - CNR HAY & PIER STREETS	4,323.00				
		\$APINVCE	81804	LOCATION OF CONDUIT & CABLE-WOLF LANE	1,386.00				
		\$APINVCE	81827	SUPPLY&INSTALL ADDITIONAL 24 CORES	8,681.99				
		\$APINVCE	81808	PATCH LEAD FOR WIFI-CULT CTR CP	229.14				
		\$APINVCE	81819	FIBRE NETWORK DOCUMENTATION	23,364.34				
		\$APINVCE	81798	OPTIC FIBRE INSTALLATION-ELDER-MAYFAIR	28,376.53				
		\$APINVCE	81828	PIT REPAIRS-PIER ST C/P	4,012.80				
		\$APINVCE	81826	FIBRE LINK-NEW WIRELESS ACCESS PT-WOLF L	9,619.58				
140408	31/03/2015	KEEPAD INTERACTIVE							1,400.30
		\$APINVCE	06142581	EBEAM EDGE WIRELESS PLUS BATTERY PACK	1,400.30				
140409	31/03/2015	ASHDOWN-INGRAM A DIV OF EXEGO PTY LTD							536.80
		\$APINVCE	7160846795	1X LED STROBE LIGHT 12/24 VOLT	268.40				
		\$APINVCE	7160847044	1X LED STROBE LIGHT	268.40				
140410	31/03/2015	AUSWEST COOLROOM HIRE							420.00
		\$APINVCE	00000922	HIRE 2-DOOR GLASS FRIDGE-COUNCIL HSE	420.00				
140411	31/03/2015	METRIX CONSULTING PTY LTD							13,744.50
		\$APINVCE	0668	50% FESTIVAL OF CHRISTMAS EVALUATION	13,744.50				
140412	31/03/2015	THE ART GALLERY OF WA							550.00
		\$APINVCE	00000116	VENUE HIRE-DEPOSIT-1/4/15	550.00				
140413	31/03/2015	DISCUS DIGITAL PRINT							722.70
		\$APINVCE	00182885	SISTER CITY DINNER SEATING PLAN	104.50				
		\$APINVCE	00182907	SKYWOKS COREFLUTES	618.20				

Payment Details by Invoice

MUNICIPAL FUND



From Period 9 To Period 9 From Date 1/03/2015 To Date 31/03/2015

Cheque/EFT Number	Payment Date	Payee	Invoice Number	Payment Details	Amount	Discount	Retention	PPS	Payment Amount
140414	31/03/2015	MAIN ROADS WESTERN AUSTRALIA							42,648.52
\$APINVC			8004776	EAST PARADE ROAD WORKS	9,871.26			PPS	
\$APINVC			8004752	WORK WITH MILLIGAN ST & ROE ST	32,034.37				
\$APINVC			8004650	WORK AT WELLINGTON ST/PIER ST	635.97				
\$APINVC			8004747	WORK AT HAY ST & PLAIN ST	106.92				
140415	31/03/2015	STATS							1,765.50
\$APINVC			60L0351	WELLINGTON ST MDD & NUCLEAR TESTING	1,765.50			PPS	
140416	31/03/2015	A2 K TECHNOLOGIES PTY LTD							2,098.25
\$APINVC			A2KS118179	AUTODESK AUTOCAD 26/2-31/7/15	2,098.25			PPS	
140417	31/03/2015	ADVANCE PRESS(2013)PTY LTD							6,765.00
\$APINVC			87340	58000 A3 CITY OF PERTH MAP	6,765.00			PPS	
140418	31/03/2015	AS CONSTRUCTED SURVEYS							16,359.54
\$APINVC			1489	SURVEY SET OUT FOR PARALLEL WALKS PRO	1,416.28			PPS	
\$APINVC			1493	MOUNTS BAY RD CYCLEWAY SURVEY	3,000.00				
\$APINVC			1490	WELLINGTON ST SURVEY	9,341.82				
\$APINVC			1492	SURVEY FOR CIVIL WORK-STIRLING& ABERDEEN	1,300.72				
\$APINVC			1491	SURVEY FOR CIVIL WORK-IRWIN ST&STGEORGE	1,300.72				
140419	31/03/2015	WHEN ADAM MET EVE							2,029.50
\$APINVC			COP0009	5X ELECTRONIC FLYER	495.00			PPS	
\$APINVC			COP00010	FOOD & DRINK VISITORS GUIDE	1,534.50				
140420	31/03/2015	TRITON ELECTRICAL CONTRACTING PTY LTD							533.50
\$APINVC			INV-0457	TRACK & LOCATE CABLE PATH	313.50			PPS	
\$APINVC			INV-0458	WINGFIELD-CONTROLLER	220.00				

Payment Details by Invoice

MUNICIPAL FUND



From Period 9 **To Period 9** **From Date** 1/03/2015 **To Date** 31/03/2015

<i>Cheque/EFT Number</i>	<i>Payment Date</i>	<i>Payee</i>	<i>Invoice Number</i>	<i>Payment Details</i>	<i>Amount</i>	<i>Discount</i>	<i>Retention</i>	<i>Payment Amount</i>
140421	31/03/2015	DEPARTMENT OF LANDS						81,795.50
			17624	6 MONTH LEASE RENT - RLA3117A/4126	12,105.50		PPS	
			17623	6 MONTH LEASE RENTAL RLA3117A/4125	69,690.00			
140422	31/03/2015	SORCI JESSICA						400.00
			130315	ROE ST LIGHT BOX PHOTOGRAPHY	400.00		PPS	
140423	31/03/2015	DIMENSION DATA AUSTRALIA PTY LTD						1,716.15
			90595526	CISCO 2921 UC BUNDLE & CATALYST	1,716.15		PPS	
140424	31/03/2015	REGENTS ISUZU UTE						34,454.50
			R121200355	IZUZU MU15 DMAX UTILITY 1ER1110	34,275.00		PPS	
			R121200357	REGISTRATION FEES ISUZU UTE 1ER1110	179.50			
140425	31/03/2015	AUSTRALIAN UTILITY SERVICES						2,270.61
			84	REPAIR MENS TOILET-SUPREME CRT GARDENS	112.81		PPS	
			88	DISABLED TOILET-VICTORIA GDN	112.81			
			86	CLEAR BLOCKED TOILET-PIER ST CP	112.81			
			90	RECTIFIED FAULT AT NARROWS-MOUNTS BAY RD	112.81			
			91	CLEAR BLOCKED IN SEPTIC TANK-MOUNTS BAY	112.81			
			89	REPAIR OVERFLOW & REPLACE FAULTY PILLAR	421.94			
			92	RECTIFY SINK TIME FLOW DEVICE	454.79			
			85	REPLACE MISSING PEDIGREE 11 TOILET SEAT	519.60			
			87	REPAIR FEMALE LEAKING TOILET-VIC GDN	84.61			
			93	REPAIRS-TERRACE RD PUBLIC TOILETS	112.81			
			94	REPAIRS-NARROWS PUBLIC TOILETS	112.81			
140426	31/03/2015	S-TECH HOLDINGS PTY LTD						29,033.40
			CP150201	1X VMS ST16-64 LED SIGN - 50%	17,756.20		PPS	
			CP150202	1X LED MESSAGE BOARD	8,497.50			
			CP150203	RETROFIT 7 LEDS@ LOBBIES-CONVNTN CNT	2,779.70			

Payment Details by Invoice

MUNICIPAL FUND



From Period 9 **To Period 9** **From Date** 1/03/2015 **To Date** 31/03/2015

Cheque/EFT Number **Payment Date** **Payee** **Payment Amount**

140427 31/03/2015 MSS SECURITY PTY LTD 173,582.48

<i>Invoice Number</i>	<i>Payment Details</i>	<i>Amount</i>	<i>Discount</i>	<i>Retention</i>	<i>PPS</i>
\$APINVCE 70220591	CAR PARK GUARD SERVICES - JAN 2015	43,355.05			
\$APINVCE 70221305	SECURITY SERVICES-CAR FEB 2015	3,156.68			
\$APINVCE 70220495	SECURITY SERVICES-CPP	78,286.85			
\$APINVCE 70221562	CASUAL GUARDS-SPECIAL EVENTS DEC2014	48,783.90			

140428 31/03/2015 ACURIX NETWORKS PTY LTD 414.70

<i>Invoice Number</i>	<i>Payment Details</i>	<i>Amount</i>	<i>Discount</i>	<i>Retention</i>	<i>PPS</i>
\$APINVCE 00000425	MNTHLY ADSL/WIFI SERVICES-MARCH 2015	414.70			

140429 31/03/2015 CUPID CATERING 5,021.23

<i>Invoice Number</i>	<i>Payment Details</i>	<i>Amount</i>	<i>Discount</i>	<i>Retention</i>	<i>PPS</i>
\$APINVCE 3238	CATERING-LM MEETING 11/3/15	98.45			
\$APINVCE 3232	CATERING-CITIZENSHIP 9/3/15	1,914.00			
\$APINVCE 3241	CATERING-LDAP	103.95			
\$APINVCE 3239	CATERING-MANAGERS MEETING-12/3/15	118.80			
\$APINVCE 3234	CATERING-HAI YAN HIGH TEA 10/3/15	161.70			
\$APINVCE 3233	CATERING-HR 10/3/15	214.50			
\$APINVCE 3231	CATERING-ELG 9/3/15	51.92			
\$APINVCE 3240	CATERING-PPAF 12/3/15	54.73			
\$APINVCE 3236	CATERING-PLANNING COMM 10/3/15	88.44			
\$APINVCE 3237	CATERING-B/NESS SUPPORT 11/3/15	930.60			
\$APINVCE 3227	FRUIT PLATTER AND SANDWICHES	103.40			
\$APINVCE 3167	HIGH TEA 11/12/14	145.20			
\$APINVCE 3170	PIES AND VEG PARCELS	145.20			
\$APINVCE 3228	RANGERS FUNCTION 5/3/15	172.70			
\$APINVCE 3229	GRAHAM JOHNSON'S FAREWELL 5/3/15	455.40			
\$APINVCE 3148	SANDWICHES & FRUIT 4/11/14	75.02			
\$APINVCE 3200	CATERING-PLANNING COMM 27/1/15	90.86			
\$APINVCE 3230	CATERING FOR CEO-6/3/15	96.36			

140430 31/03/2015 MCLEODS BARRISTERS AND SOLICITORS 2,600.44

<i>Invoice Number</i>	<i>Payment Details</i>	<i>Amount</i>	<i>Discount</i>	<i>Retention</i>	<i>PPS</i>
\$APINVCE 85208	LEGAL SERVICES-U29/134 MOUNTS BAY RD PTH	2,600.44			

Payment Details by Invoice

MUNICIPAL FUND



From Period 9 To Period 9 From Date 1/03/2015 To Date 31/03/2015

Cheque/EFT Number	Payment Date	Payee	Invoice Number	Payment Details	Amount	Discount	Retention	Payment Amount
140431	31/03/2015	J & D EXPO CARPETS PTY LTD	00001107	CARPET TO COVER WATER LABYRINTH-JAN 2015	5,700.00			5,700.00
140432	31/03/2015	ELECTRICITY GENERATION AND RETAIL CORPORATION						9,178.90
			<i>Invoice Number</i>	<i>Payment Details</i>	<i>Amount</i>	<i>Discount</i>	<i>Retention</i>	
			150988970	ELECTRICITY-11 PLAIN ST-11/02-10/03/2015	2,180.00			
			976833390	200 JAMES ST,NBRIDGE-4/2-3/3/15	2,400.60			
			150989390	LOT 0 WELLINGTON ST-11/2-10/03/15	412.20			
			639886700	LOT 761 BARRACK ST-4/2-3/3/15	740.10			
			150987980	81 ROYAL ST EAST PERTH 11/2-10/3	3,034.35			
			154522320	U A 160 HAY ST EAST PERTH 4/2-3/3	11.15			
			913188830	4 ROYAL ST-EAST PERTH-4/2-3/3/15	400.50			
140433	31/03/2015	REGINE'S PATISSERIE PTY LTD						3,828.74
			<i>Invoice Number</i>	<i>Payment Details</i>	<i>Amount</i>	<i>Discount</i>	<i>Retention</i>	
			00226238	1X PECAN PIE 16 PORTION	44.00			
			00226408	CATERING FOR COUNCIL HOUSE	1,874.40			
			00226337	ASSORTED PASTERIES	111.08			
			00226246	ASSORTED FRENCH PASTERIES	18.70			
			00226353	ASSORED FRENCH PASTERIES	22.44			
			00226509	VASTO CAKE-FRENCH PASTERIES	229.90			
			00226400	ASSORTED PETIT FOURS	237.60			
			00226443	ASSORTED MINI MUFFINS	26.40			
			00226407	CUP CAKES WITH LOGO	436.15			
			00226299	CATERING FOR COUNCIL HOUSE	51.48			
			00226516	CATERING FOR VASTO-COUNCIL HOUSE	578.60			
			00226392	CAKES	90.64			
			00226580	CARAMEL SLICES	32.67			
			00226629	RHUBARB APPLE FLAN	33.55			
			00227007	PEAR & ALMOND FLAN	41.13			
140434	31/03/2015	FITOUT FIRE CO (WA)						2,112.00
			<i>Invoice Number</i>	<i>Payment Details</i>	<i>Amount</i>	<i>Discount</i>	<i>Retention</i>	
			00003885	ISOLATES CALL OUTS-COUNCIL HSE	1,276.00			
			00004041	ISOLATE&DE-ISOLATE SUB FIRE SYS-ARTS RM	836.00			

Payment Details by Invoice

MUNICIPAL FUND



From Period 9 **To Period 9** **From Date** 1/03/2015 **To Date** 31/03/2015

<i>Cheque/EFT Number</i>	<i>Payment Date</i>	<i>Payee</i>	<i>Invoice Number</i>	<i>Payment Details</i>	<i>Amount</i>	<i>Discount</i>	<i>Retention</i>	<i>Payment Amount</i>
140435	31/03/2015	WORKSENSE WORKWEAR & SAFETY PTY LTD			85.80			85.80
\$APINVOICE			1409717	6X FRONTIER EARMUFF				
140436	31/03/2015	ANTHONY MCMANUS			1,000.00			1,000.00
\$APINVOICE			00119	HOST DUTIES - VASTO RECEPTION & DINNER				
140437	31/03/2015	JAPAN FESTIVAL ASSOCIATION IN PERTH INC			8,400.00			8,400.00
\$APINVOICE			M02	SPONSORSHIP JAPAN FESTIVAL 2015				
140438	31/03/2015	BLACK WOODS ATKINS			24.86			24.86
\$APINVOICE			PEYK7741	SUPPLY-VEST DAY/NIGHT ZIP YELLOW MED				
140439	31/03/2015	TRAINING SERVICES AUSTRALIA			950.00			950.00
\$APINVOICE			9229	LEADERSHIP & TEAM EFFECTIVENESS-K WONG				
140440	31/03/2015	ASSA ABLOY ENTRANCE SYSTEMS AUSTRALIA PTY LTD			1,460.25			1,460.25
\$APINVOICE			131722	REPAIRS AUTO DOORS-HIS MAJESTYS CP	594.00			
\$APINVOICE			132452	ROLLER SHUTTER- ROE ST CP	574.75			
\$APINVOICE			132582	MAINTENANCE-AUTO DOORS-PIER ST CP	291.50			
140441	31/03/2015	ECOSCAPE AUSTRALIA PTY LTD			9,424.25			9,424.25
\$APINVOICE			5818	DESIGN/DEVELOPMENT-SUPREME CRT GRDNS				
140442	31/03/2015	COVENTRY GROUP LTD T/AS KONNECT IT			222.86			256.66
\$APINVOICE			1493194368	500X DYNABOLT HEX NUT				
\$APINVOICE			14570482	100X GRADE 304 SECURITY MACHINE SCREW	33.80			

Payment Details by Invoice

MUNICIPAL FUND



From Period 9 To Period 9 From Date 1/03/2015 To Date 31/03/2015

<i>Cheque/EFT Number</i>	<i>Payment Date</i>	<i>Payee</i>	<i>Invoice Number</i>	<i>Payment Details</i>	<i>Amount</i>	<i>Discount</i>	<i>Retention</i>	<i>Payment Amount</i>
140443	31/03/2015	PRECEDENT COMMUNICATIONS AUSTRALIA PTY LTD			9,900.00		PPS	9,900.00
	\$APINVOICE		0377	ANNUAL SUPPLORT AGREEMENT-2015/16				
140444	31/03/2015	JOANNA SULKOWSKI			4,000.00		PPS	4,000.00
	\$APINVOICE		41	TRANSITION COMMISSION-STAGE 1				
140445	31/03/2015	SECURE CASH			145.20		PPS	145.20
	\$APINVOICE		INV-16279	BANKING COURIER SERVICE - FEB 2015				
140446	31/03/2015	THE TRUSTEE FOR THE SUN LAUNDRY SERVICES UNIT TRUST			236.50		PPS	236.50
	\$APINVOICE		00152363	LAUNDRY FEES - TABLE CLOTH				
140447	31/03/2015	ALLCLEAN PROPERTY SERVICES PLUS PTY LTD			1,249.60		PPS	1,249.60
	\$APINVOICE		71535	FEB 2015 CLEANING - TURVEY LANE CAR PARK				
	\$APINVOICE		71670	MNTHLY CLEAN-2 MCCOURT ST CP-DEC2014				
	\$APINVOICE		71672	MNTHLY CLEAN-2 MCCOURT ST CP-FEB 2015				
	\$APINVOICE		71671	MNTHLY CLEAN-2 MCCOURT ST CP-JAN 2015				
140448	31/03/2015	SOIL'N SAND PTY LTD			2,831.78		PPS	2,831.78
	\$APINVOICE		3210	SUPPLY 32T 75MM LIMESTONE	538.56			
	\$APINVOICE		3226	32T PLASTER SAND/32T LIMESTONE	1,450.56			
	\$APINVOICE		607	32T PLASTER SAND	842.66			
140449	31/03/2015	ES2 PTY LTD			7,315.00		PPS	7,315.00
	\$APINVOICE		00000563	PCI DSS PM ASSISTANCE	3,465.00			
	\$APINVOICE		00000560	PCI SERVICE-FEBRUARY	3,850.00			
140450	31/03/2015	PHASE 1 AUDIO			907.50		PPS	907.50
	\$APINVOICE		P6928	SKY SHOW DEBRIEFING MEETING AUDIO HIRE				

Payment Details by Invoice

MUNICIPAL FUND



From Period 9 **To Period 9** **From Date** 1/03/2015 **To Date** 31/03/2015

<i>Cheque/EFT Number</i>	<i>Payment Date</i>	<i>Payee</i>	<i>Invoice Number</i>	<i>Payment Details</i>	<i>Amount</i>	<i>Discount</i>	<i>Retention</i>	<i>Payment Amount</i>
140451	31/03/2015	BAX SERVICES						6,561.28
\$APINVOICE			00000248	SAND CLEANING - VARIOUS LOCATIONS	3,280.64		PPS	
\$APINVOICE			00000250	SAND CLEANING	3,280.64			
140452	31/03/2015	NATALIE BREE ITALIANO						5,625.00
\$APINVOICE			30092014/3	FASHION AMBASSADOR & BLOGGER SERVICES	5,625.00		PPS	
140453	31/03/2015	AUSTRALIAN HVAC SERVICES						13,168.49
\$APINVOICE			42102	A/C REPAIRS - DEPOT	1,968.45		PPS	
\$APINVOICE			42171	REPAIRS AIR CON-MAYFAIR ST CP	220.00			
\$APINVOICE			42162	APAC A/C UNIT REPAIRS	4,833.40			
\$APINVOICE			42219	REPAIRS GAS LEAK-REGAL PLACE CP	1,686.80			
\$APINVOICE			42172	REPLACE AIR CON-LUNCH RM HIS MAJESTYS CP	3,200.34			
\$APINVOICE			42221	REPAIRS AIR CONDITIONER-ROE ST CP	330.00			
\$APINVOICE			42220	REPAIR AIR CONDITIONER-HIS MSJESTYS CP	379.50			
\$APINVOICE			42261	AC IN OFFICE IN KITCHEN-ELDER ST CP	330.00			
\$APINVOICE			42235	INVESTIGATE TEMP AC UNIT	220.00			
140454	31/03/2015	PLAY CHECK						2,640.00
\$APINVOICE			00558	PLAYGROUND INSPECTIONS-VARIOUS SITES	2,640.00		PPS	
140455	31/03/2015	MEDIA IMAGINEERS PTY LTD						8,789.00
\$APINVOICE			00000181	ROOFTOP MOVIES SEGMENT - WA WEEKENDER	4,394.50		PPS	
\$APINVOICE			00000185	WA WEEKENDER - PERTH GLORY EDITORIAL	4,394.50			
140456	31/03/2015	SQUIRE PATTON BOGGS(AU)						21,714.69
\$APINVOICE			249902	60-1539582 LANEWAY CORONIAL INVESTIGATN	15,019.95		PPS	
\$APINVOICE			249900	LANEWAY CORONIAL INVESTIGATION-CCTV	6,589.55			
\$APINVOICE			249127	NATIVE TITLE CLAIM SNC # 1 AND SNC#2	105.19			

MUNICIPAL FUND

Payment Details by Invoice



CITY of PERTH

From Period 9 To Period 9 From Date 1/03/2015 To Date 31/03/2015

Cheque/EFT Number	Payment Date	Payee	Invoice Number	Payment Details	Amount	Discount	Retention	PPS	Payment Amount
140457	31/03/2015	DE VINE CELLARS							9,823.00
		\$APINVCE	79943-2	ASSORTED BEVERAGES	428.00				
		\$APINVCE	99958-3	SUPPLY BEVERAGES	1,446.00				
		\$APINVCE	100688-3	SUPPLY BEVERAGES	3,170.50				
		\$APINVCE	81520-2	SUPPLY BEVERAGES	3,269.50				
		\$APINVCE	81551-2	DRINKS	1,509.00				
140458	31/03/2015	SOGICO PTY LTD T/AS MORLEY MOWER CENTRE							996.60
		\$APINVCE	1-232523	SHARPEN & SET CUTTING WHEEL	316.20				
		\$APINVCE	1-232946	SUPPLY-2XTHROTTLE CABLES&1XB/SMOTOR&PUMP	594.50				
		\$APINVCE	1-232945	SUPPLY-STIHL PARTS-CAP/GRIPS/GASKET	85.90				
140459	31/03/2015	GEM RECRUITMENT							7,840.24
		\$APINVCE	00011172	ADRIANNE POLLARD W/E 06/02/15	1,410.78				
		\$APINVCE	00011209	ADRIANNE POLLARD W/E 13/2/15	1,723.00				
		\$APINVCE	00011241	LABOUR HIRE-A POLLARD W/E 20/2/15	1,549.55				
		\$APINVCE	00011164	LABOUR HIRE-A POLLARD-W/E 30/1/15	1,410.78				
		\$APINVCE	00011254	LABOUR HIRE-A POLLARD W/E 27/2/15	1,746.13				
140460	31/03/2015	PINNACLE PEOPLE							10,448.68
		\$APINVCE	602912	BOARDROOM STAFF HIRE	4,572.40				
		\$APINVCE	602997	BOARDROOM STAFF HIRE	130.24				
		\$APINVCE	603054	CASUAL STAFF 18 & 19/02/2015	5,000.54				
		\$APINVCE	603033	TEMP STAFF FOR BOARDROOM	745.50				
140461	31/03/2015	SCOTFORD & FENNESSY							14,520.00
		\$APINVCE	00100714	PERMANENT PLACEMENT FEE-S CUTTONE	14,520.00				
140462	31/03/2015	BRYAN MCQUEEN-MASON							3,674.00
		\$APINVCE	201093	COP VASTO 25TH ANNIVERSARY VIDEO	3,674.00				

Payment Details by Invoice

MUNICIPAL FUND



From Period 9 To Period 9 From Date 1/03/2015 To Date 31/03/2015

<i>Cheque/EFT Number</i>	<i>Payment Date</i>	<i>Payee</i>	<i>Invoice Number</i>	<i>Payment Details</i>	<i>Amount</i>	<i>Discount</i>	<i>Retention</i>	<i>Payment Amount</i>
140463	31/03/2015	ABSOLUTE OFFICE						25,280.20
\$APINVOICE			11521	SUPPLY-14 X MOBILE PEDESTAL'S-LVL 5	2,946.90		PPS	
\$APINVOICE			11520	SUPPLY/INSTALL SIT STAND DESKS11-CNCL	14,459.50			
\$APINVOICE			11509	SUPPLY-6XSIT/STAND DESKS-CNCL HSE	7,873.80			
140464	31/03/2015	MACIPHOTOGRAPHY						720.00
\$APINVOICE			2252	PERTH CITY LIFE-PHOTOGRAPHY	720.00		PPS	
140465	31/03/2015	BOX CORPORATE PTY LTD						360.00
\$APINVOICE			W1000770	FRUIT FOR LEVEL 4-CPP-FEB2015	360.00		PPS	
140466	31/03/2015	TANYA VOLTCHANSKAYA						1,420.00
\$APINVOICE			0138	EDITING WORK 4/5 FEB 2015	580.00		PPS	
\$APINVOICE			0140	VIDEO EDITING 11/2/15	280.00			
\$APINVOICE			0143	VIDEO EDITING 16 & 17 FEB 2015	560.00			
140467	31/03/2015	HORIZON WEST LANDSCAPE & IRRIGATION PTY LTD						2,133.23
\$APINVOICE			00000838	REPAIR BROKEN MAIN LINE-BIKE HIRE OFFICE	811.43		PPS	
\$APINVOICE			00000851	IRRIGATION MAINT - PT FRASER RESERVE	1,321.80			
140468	31/03/2015	G D LEEDHAM & M G LEEDHAM						65.34
\$APINVOICE			130	ATTEMPT TO SERVE DOCUMENT - FARMER	65.34		PPS	
140469	31/03/2015	USHER RACHEL JENNIFER						320.00
\$APINVOICE			INV-RU29	SENIORS PILATES - ROD EVANS CENTRE	320.00		PPS	
140470	31/03/2015	MY MEDIA INTELLIGENCE PTY LTD						2,279.07
\$APINVOICE			INV-0050	MEDIA MONITORING	2,279.07		PPS	

Payment Details by Invoice

MUNICIPAL FUND



From Period 9 **To Period 9** **From Date** 1/03/2015 **To Date** 31/03/2015

<i>Cheque/EFT Number</i>	<i>Payment Date</i>	<i>Payee</i>	<i>Invoice Number</i>	<i>Payment Details</i>	<i>Amount</i>	<i>Discount</i>	<i>Retention</i>	<i>Payment Amount</i>
140471	31/03/2015	FEDERAL EXPRESS (AUSTRALIA)PTY LTD			111.24			111.24
\$APINVOICE			001-28370	COURIER CHARGES-MKT				
140472	31/03/2015	AP TECHNOLOGY GROUP UNIT TRUST T/AS AMS SERVICE & MA			5,110.60			5,110.60
\$APINVOICE			300750	AIRCON SERVICE-PTH & COUNCIL HOUSE	3,874.75			
\$APINVOICE			300463	AIRCON MAINT-COUNCIL HOUSE 18/12/14	504.35			
\$APINVOICE			300648	LEVEL 10-AC REPAIR 26/01/2015	313.50			
\$APINVOICE			274484	A/C ON LEVEL 7-COUNCIL HOUSE 11&12/11/14	418.00			
140473	31/03/2015	ECO-BUY ORG			3,219.00			3,219.00
\$APINVOICE			3557	SUSTAINABLE PROCUREMENT TRAINING&TRAVEL				
140474	31/03/2015	JOEL CRANE			440.00			440.00
\$APINVOICE			184	VIDEO FILMING - AUSTRALIA DAY AIR SHOW	440.00			
140475	31/03/2015	APPLIED INNOVATION CENTRE PTY LTD			7,720.00			7,720.00
\$APINVOICE			602-15	FACILITATION OF WORKSHOP-SCD	1,544.00			
\$APINVOICE			601-15	FACILITATION OF WORKSHOP-SCD	6,176.00			
140476	31/03/2015	MULTI FIX WA			266.29			266.29
\$APINVOICE			S688357	136X 1L JERRICAN	266.29			
140477	31/03/2015	ALLMARK & ASSOCIATES PTY LTD			819.50			819.50
\$APINVOICE			IN0007651	SUPPLY&ENGRAVE BRASS PLAQUE	819.50			
140478	31/03/2015	ADASOUND PUBLIC ADDRESS			722.50			722.50
\$APINVOICE			00018088	SUPPLY SOUND EQUIP/STAFF-VASTO LAKE 18/2	722.50			

Payment Details by Invoice

MUNICIPAL FUND



From Period 9 To Period 9 From Date 1/03/2015 To Date 31/03/2015

<i>Cheque/EFT Number</i>	<i>Payment Date</i>	<i>Payee</i>	<i>Invoice Number</i>	<i>Payment Details</i>	<i>Amount</i>	<i>Discount</i>	<i>Retention</i>	<i>Payment Amount</i>
140479	31/03/2015	ANDERS IMPORTS	15020130	8X FLAG BASE PVC WATER FILLABLE	532.40			532.40
140480	31/03/2015	THE TRUSTEE FOR MCCRACKAN FAMILY TRUST	04	SUPPLY COMICS/BOOKS-LIBRARY	1,472.43			1,472.43
140481	31/03/2015	THE STUDIO MARKETING & EVENTS PTY LTD	INV-00183	PRODUCTION-A/W FASHION SHOW	33,000.00			33,000.00
140482	31/03/2015	THE ITALIAN CHAMBER OF COMMERCE & INDUSTRY IN AUSTR	00006844	ITALIAN CONSULS CUP BBQ DINNER - 16 PAX	560.00			560.00
140483	31/03/2015	ARCUS REFRIGERATION SERVICE PTY LTD	S021212	SERVICE PROVIDED AT TOWN HALL	324.78			324.78
140484	31/03/2015	INDEPENDENT SLIP TESTING SERVICES	00024297	SLIP TESTING REPORT CNR HAY&WILLIAM ST	2,805.00			2,805.00
140485	31/03/2015	DAVID CHARLES ELLIS	200949	SCREEN OPERATOR 21/2/15	105.00			105.00
140486	31/03/2015	TECHNICLA IRRIGATION IMPORTS	00049099	REPAIR TO IRRIGATION EQUIPMENT	271.70			271.70
140487	31/03/2015	CODE GROUP PTY LTD	001952	BCA & DISABILITY AUDIT REPORTS	5,230.50			5,230.50

Payment Details by Invoice

MUNICIPAL FUND



Cheque/EFT Number	Payment Date	Payee	From Date	To Date	Invoice Number	Payment Details	Amount	Discount	Retention	Payment Amount
140488	31/03/2015	THE TRUSTEE FOR THE J DAVIES FAMILY TRUST T/AS ADDO BLI	1/03/2015	31/03/2015	00913	REPAIRS-BLIND-COMMUNITY RM NB PIAZZA	175.00		PPS	175.00
140489	31/03/2015	AUSTRALIAN MULTI LINGUAL SERVICES PTY LTD								7,182.29
					AMLS-10018	INTERPRETER-ITALIAN 15-21/2/15	7,182.29		PPS	
140490	31/03/2015	PIXELCASE PTY LTD								11,385.00
					INV-0366	360 DEGREE CAPTURE & PRODUCTION	11,385.00		PPS	
140491	31/03/2015	CONNECT EVENTS PTY LTD								1,500.00
					11373191	JANE GR LJUSICH-1 DELEGATION	1,500.00		PPS	
140492	31/03/2015	COATES ERIN								2,400.00
					1-2015	3 FRAMED DRAWINGS	2,400.00		PPS	
140493	31/03/2015	THWAITES-MORRISSEY TRUST								330.00
					220315T	TOYS 4 BIKE GENERATORS,LIGHT GLOBES	330.00		PPS	
140494	31/03/2015	AUSTRALIAN EVENT PROTECTION(WA)PTY LTD								8,420.27
					00001029	PIAZZA SECURITY W/E 15/3/15	821.70	16.43	PPS	
					00001009	PIAZZA SECURITY W/E 8/3/15	1,232.55	24.65		
					00001028	HEIRISSON ISLAND ESCORT 13/3/15	1,936.00	38.72		
					00001054	SECURITY NBRIDGE PIAZZA 10/3/15	365.20	7.30		
					00001053	SECURITY NBRIDGE PIAZZA W/E 22/3/15	776.05	15.52		
					00001052	SECURITY ESCORT HEIRISSON ISL 20/03	3,460.60	69.21		
							171.83			

Payment Details by Invoice

MUNICIPAL FUND



Cheque/EFT Number	Payment Date	Payee	From Date	To Date	Invoice Number	Payment Details	Amount	Discount	Retention	Payment Amount
140495	31/03/2015	AUTO BRAKE SERVICES	1/03/2015	31/03/2015	55783	RELIN BRAKE SHOES - 924PCC	872.50		PPS	872.50
140496	31/03/2015	BATTERIES PLUS			477049	SUPPLY DURACELL AA BATTERIES	126.72		PPS	126.72
140497	31/03/2015	BBC ENTERTAINMENT			0523202	ENTERTAINMENT - VASTO-PERTH DINNER	550.00		PPS	550.00
140498	31/03/2015	QUITO PTY LTD T/AS BENARA NURSERIES			241847	ASSORTED SEEDLINGS	2,059.20		PPS	19,213.70
					241674	ASSORTED SEEDLINGS	1,001.00			
					241675	ASSORTED PETUNIA SEEDLINGS	7,573.50			
					241677	ASSORTED PETUNIA SEEDLINGS	858.00			
					242078	ASSORTED PETUNIA SEEDLINGS	7,722.00			
140499	31/03/2015	BLJ AUSTRALIA			00002403	MAINT-RECORDS STORAGE COSTS-OCT14-JAN15	946.00		PPS	946.00

Payment Details by Invoice

MUNICIPAL FUND



From Period 9 To Period 9 From Date 1/03/2015 To Date 31/03/2015

Cheque/EFT Number Payment Date Payee Invoice Number Payment Details Amount Retention Discount PPS Payment Amount

Cheque/EFT Number	Payment Date	Payee	Invoice Number	Payment Details	Amount	Retention	Discount	PPS	Payment Amount
140500	31/03/2015	BLUE COLLAR PEOPLE							163,382.77
\$APINVCE			00124379	DOUGLAS SUTTON W/E 1/2/15	1,797.74				
\$APINVCE			00124387	SAMANTHA LIM W/E 1/2/15	396.09				
\$APINVCE			00124383	LABOUR HIRE W/E 1/2/15	640.26				
\$APINVCE			00124385	LABOUR HIRE W/E 1/2/15	678.36				
\$APINVCE			00124381	LABOUR HIRE W/E 1/2/15	1,897.15				
\$APINVCE			00124382	LABOUR HIRE W/E 1/2/15	2,841.24				
\$APINVCE			00124386	LABOUR HIRE W/E 1/2/15	5,168.13				
\$APINVCE			00124384	LABOUR HIRE W/E 1/2/15	740.58				
\$APINVCE			00124376	LABOUR HIRE W/E 1/2/15	1,733.62				
\$APINVCE			00124493	TOBIAS BALDAUF W/E 8/2/15	1,326.75				
\$APINVCE			00124494	DOUGLAS SUTTON W/E 8/2/15	1,945.88				
\$APINVCE			00124488	PETER COLEGATE W/E 8/2/15	1,981.08				
\$APINVCE			00124489	RICHARD MANN W/E 8/2/15	1,981.08				
\$APINVCE			00124492	NDIRANGU MUHORO W/E 8/2/15	2,185.89				
\$APINVCE			00124490	RICHARD MANN W/E 8/2/15	863.88				
\$APINVCE			00124497	LABOUR HIRE W/E 8/2/15	1,259.97				
\$APINVCE			00124498	JOE BAI W/E 8/2/15	150.24				
\$APINVCE			00124496	GREG MEREDITH W/E 8/2/15	206.58				
\$APINVCE			00124500	LABOUR HIRE W/E 8/2/15	3,489.28				
\$APINVCE			00124499	RAVI BACHU W/E 8/2/15	342.35				
\$APINVCE			00124495	HAMIDREZA KARAMI W/E 8/2/15	1,538.95				
\$APINVCE			00124380	HAMIDREZA KARAMI W/E 1/2/15	1,193.01				
\$APINVCE			00124487	LABOUR HIRE W/E 8/2/15	10,543.51				
\$APINVCE			00124374	LABOUR HIRE W/E 1/2/15	11,018.61				
\$APINVCE			00124486	LABOUR HIRE W/E 8/2/15	14,169.98				
\$APINVCE			00124611	LABOUR HIRE W/E 15/2/15	1,034.79				
\$APINVCE			00124613	LABOUR HIRE W/E 15/2/15	1,789.35				
\$APINVCE			00124612	LABOUR HIRE W/E 15/2/15	3,608.90				
\$APINVCE			00124616	GREG MEREDITH W/E 15/2/15	437.07				
\$APINVCE			00124618	LABOUR HIRE W/E 15/2/15	596.40				
\$APINVCE			00124615	LABOUR HIRE W/E 15/2/15	820.71				
\$APINVCE			00124614	LABOUR HIRE W/E 15/2/15	916.17				
\$APINVCE			00124609	LABOUR HIRE-D SUTTON W/E 15/2/15	1,945.88				
\$APINVCE			00124604	LABOUR HIRE-P COLEGATE W/E 15/2/15	1,982.78				

Payment Details by Invoice

MUNICIPAL FUND



From Period 9 To Period 9 From Date 1/03/2015 To Date 31/03/2015

Cheque/EFT Number	Payment Date	Payee	From Date	To Date	Payment Amount
\$APINVC	00124605	LABOUR HIRE-R MANN W/E 15/02/15			1,982.78
\$APINVC	00124603	LABOUR HIRE-VARIOUS W/E 15/2/15			9,472.68
\$APINVC	00124617	LABOUR HIRE W/E 15/2/15			2,110.60
\$APINVC	00124610	HAMIDREZA KARAMI W/E 15/2/15			1,193.01
\$APINVC	00124602	LABOUR HIRE W/E 15/2/15			13,482.54
\$APINVC	00124491	LABOUR HIRE-VARIOUS W/E 8/2/15			3,343.72
\$APINVC	00124729	CUST SERVICE OFFICER W/E 22/02/2015			1,088.24
\$APINVC	00124724	CUST SERVICE OFFICER W/E 22/02/2015			112.68
\$APINVC	00124727	CUST SERVICE OFFICER W/E 22/02/2015			150.24
\$APINVC	00124728	CUST SERVICE OFFICER W/E 22/02/2015			5,062.23
\$APINVC	00124725	CUST SERVICE OFFICER W/E 22/02/2015			936.53
\$APINVC	00124726	LABOUR HIRE W/E 22/2/15			1,170.75
\$APINVC	00124717	LABOUR HIRE W/E 22/2/15			8,567.27
\$APINVC	00124723	DOUGLAS SUTTON W/E 22/2/15			1,556.70
\$APINVC	00124606	LABOUR HIRE W/E 15/2/15			2,735.86
\$APINVC	00124720	LABOUR HIRE W/E 22/2/15			707.60
\$APINVC	00124719	LABOUR HIRE-R MANN W/E 22/2/15			1,611.88
\$APINVC	00124718	LABOUR HIRE-P COLGATE-W/E 22/2/15			1,981.08
\$APINVC	00124722	LABOUR HIRE-VARIOUS W/E 22/2/15			2,758.60
\$APINVC	00124716	LABOUR HIRE W/E 22/02/15			14,436.99
\$APINVC	00124608	T BALDAUF W/E 15/02/2015			1,326.75
\$APINVC	00124607	N MUHORO W/E 15/2/15			2,185.89
\$APINVC	00124721	N MUHORO W/E 22/02/2015			2,185.89
140501	31/03/2015	BLYTH ENTERPRISES PTY LTD			59.31
		<i>Invoice Number</i>	<i>Payment Details</i>	<i>Amount</i>	<i>Discount</i>
\$APINVC	123680	2X M640 80MM WHEELS		26.40	
\$APINVC	123758	SUPPLY-SOLID CASTER WHEELS-WACKER TROLLE		32.91	
140502	31/03/2015	BOC GASES AUSTRALIA LTD			583.35
		<i>Invoice Number</i>	<i>Payment Details</i>	<i>Amount</i>	<i>Discount</i>
\$APINVC	4008037789	OXYGEN CYLINDER 29/1-25/02/15		583.35	
140503	31/03/2015	BOFFINS BOOKSHOP PTY LTD			428.58
		<i>Invoice Number</i>	<i>Payment Details</i>	<i>Amount</i>	<i>Discount</i>
\$APINVC	INV0075970	VARIOUS BOOKS		428.58	

Payment Details by Invoice

MUNICIPAL FUND



From Period 9 **To Period 9** **From Date** 1/03/2015 **To Date** 31/03/2015

<i>Cheque/EFT Number</i>	<i>Payment Date</i>	<i>Payee</i>	<i>Invoice Number</i>	<i>Payment Details</i>	<i>Amount</i>	<i>Discount</i>	<i>Retention</i>	<i>Payment Amount</i>
140504	31/03/2015	TRISSET BOSS PTY LTD			1,738.00			1,738.00
\$APINVOICE			10343	PRINT 4000 X MUNICIPAL CHEQUES	1,738.00			PPS
140505	31/03/2015	CARDNO WA PTY LTD			3,370.40			3,370.40
\$APINVOICE			IT1150192	CAR PARK SAFETY REVIEW	3,370.40			PPS
140506	31/03/2015	BULLIVANTS HANDLING SAFETY			253.00			253.00
\$APINVOICE			400454879	1X WIRE ROPE SLING ASSEMBLY	253.00			PPS
140507	31/03/2015	BUNNINGS BUILDING SUPPLIES P/L			1,690.44			1,690.44
\$APINVOICE			01655118	TIMBER/ROUTER BIT/SCREWS/NAILS	72.49			PPS
\$APINVOICE			01261509	STANLEY KNIVES/VARNISH/TAPE	135.14			
\$APINVOICE			01656085	FIXINGS/DRILL BITS/HARDWARE	284.67			
\$APINVOICE			01392508	ASSORTED FIXINGS/THREADED ROD	12.29			
\$APINVOICE			01392556	10MM WIRE ROPE	34.20			
\$APINVOICE			01657882	TIMBER/DRILL BITS/CUTTING DISC	164.40			
\$APINVOICE			01659491	TIMBER/ASSORTED FIXINGS/DISCS/BLADE	426.17			
\$APINVOICE			01462540	TIMBER/CUSHIONED GLIDES	120.05			
\$APINVOICE			2404/01158	SUPPLY LASER MEASURE	189.05			
\$APINVOICE			2010/01661	SUPPLY-DY'NABOLTS,DRILL BITS,GLUE	106.90			
\$APINVOICE			01661437	SUPPLY-170MM PINE POLE,KNIFE&BLADE	85.98			
\$APINVOICE			01275477	2X 15KG DYNAMIC LIFTER	59.10			
140508	31/03/2015	HOLCIM(AUSTRALIA)PTY LTD			408.32			408.32
\$APINVOICE			9401756105	1.20M3 N20 14MM GP GRANO CONCRETE	408.32			PPS
140509	31/03/2015	CABCHARGE AUSTRALIA PTY LTD			361.60			361.60
\$APINVOICE			25064641	SERVICE FEE FOR FEB2015	6.00			PPS
\$APINVOICE			25062179	TAXI FARE - CR DAVIDSON 18/2-1/3/15	169.71			
\$APINVOICE			01034181	TAXI FARE-SDU- 2/2-1/3/15	179.80			
\$APINVOICE			01022519	ACCOUNT KEEPING FEES-CEO-1/3-2/2/15	6.09			

Payment Details by Invoice

MUNICIPAL FUND



From Period 9 **To Period 9** **From Date** 1/03/2015 **To Date** 31/03/2015

<i>Cheque/EFT Number</i>	<i>Payment Date</i>	<i>Payee</i>	<i>Invoice Number</i>	<i>Payment Details</i>	<i>Amount</i>	<i>Discount</i>	<i>Retention</i>	<i>Payment Amount</i>
140510	31/03/2015	CAPITAL APPLIANCES PTY LTD T/AS CITY RETRAVISION	60004342	SUPPLY MICROWAVE 32L--LEVEL 7	188.00		PPS	188.00
140511	31/03/2015	CASTLEDEX BUSINESS SYSTEMS	INV16523	SUPPLY & INSTALLATION OF COMPACUTS	14,292.30		PPS	14,292.30
			INV16633	SUPPLY CUSTOM RUN 24MM DBL NUMBER '31'	231.00			231.00
140512	31/03/2015	CD AUTO ELECTRICS	0019582	SUPPLY-1X 12V BATTERY 520CCA, LT044	178.46		PPS	178.46
			0019581	SUPPLY-BATTERY & TERMINALS, LT044	220.40			220.40
			0019583	SUPPLY-2X 12V BATTERY 520CCA, LT046	356.95			356.95
140513	31/03/2015	COMMITTEE FOR ECONOMIC DEVELOPMENT OF AUSTRALIA	16022	2015ECONOMIC&POLITICAL OVERVIEW-27/12/15	250.00		PPS	250.00
140514	31/03/2015	CEVOL INDUSTRIES P/L	218643	BOX HIRE 30/1-26/2	215.94		PPS	215.94
140515	31/03/2015	CHAMBER OF COMMERCE & INDUSTRY OF WA INC	230052	OSH CONSULTANCY GAP ANALYSIS	3,861.00		PPS	3,861.00
140516	31/03/2015	COOMA INVESTMENTS PTY LTD	INV-2276	CHOCOLATES	112.23		PPS	112.23
			INV-2293	110X 100G GREETING BAR	302.50			302.50
			INV-2289	30X DARK SWAN & WALNUT PRALINE	62.38			62.38
140517	31/03/2015	CHOICEONE	272648	ASSESSMENTSENIOR MEDIA OFFICER	385.00		PPS	385.00

Payment Details by Invoice

MUNICIPAL FUND



From Period 9 To Period 9 From Date 1/03/2015 To Date 31/03/2015

<i>Cheque/EFT Number</i>	<i>Payment Date</i>	<i>Payee</i>	<i>Invoice Number</i>	<i>Payment Details</i>	<i>Amount</i>	<i>Discount</i>	<i>Retention</i>	<i>PPS</i>	<i>Payment Amount</i>
140518	31/03/2015	PROSEGUR AUSTRALIA PTY LTD T/AS CHUBB SECURITY SERVIC							26,313.27
		\$APINVOICE	W2093439	CURRENCY HANDLING FEES P/E 31/1/15	5,713.48				
		\$APINVOICE	W2094613	CURRENCY HANDLING FEES P/E 7/2/15	5,137.78				
		\$APINVOICE	W2095743	CURRENCY HANDLING FEES P/E 14/2/15	5,107.65				
		\$APINVOICE	W2100706	COIN COUNTING AND BANKING	5,146.07				
		\$APINVOICE	W2096879	COIN COUNTING AND BANKING	5,208.29				
140519	31/03/2015	THE CHUNG WAH ASSOCIATION INC							35,000.00
		\$APINVOICE	00004032	SPONSORSHIP-PTH CHINESE NEW YR PYMNT 2	33,000.00				
		\$APINVOICE	231492	REFUND BOND-HIRE PIAZZA	2,000.00				
140520	31/03/2015	CITY BUSINESS MACHINES							11,032.00
		\$APINVOICE	00074274	COMPUTERS FOR CP27 & CP46	11,032.00				
140521	31/03/2015	CITY MOTORS HOLDEN							40,806.25
		\$APINVOICE	N25213	REGO NEW HOLDEN CAPTIVA-IESG610	174.55				
		\$APINVOICE	N25213	SUPPLY 1XNEW HOLDEN CAPTIVA 7LTZ-IESG610	39,394.20				
		\$APINVOICE	N25213	PREPAID 2 YEARS SERVICE-IESG610	1,237.50				
140522	31/03/2015	CLASSIC TREE SERVICES							2,804.89
		\$APINVOICE	20634	REMOVE BRANCHES OVERHANGING PARKING BAYS	520.39	10.41			
		\$APINVOICE	20635	TREE PRUNNING-LIGHTS ALONG WELLINGTON SQ	2,341.74	46.83			
						57.24			
140523	31/03/2015	WEST COAST WATERFILTERMAN							6,695.50
		\$APINVOICE	106145	ZIP UNIT REPAIR - DEPOT	287.00				
		\$APINVOICE	106132	SUPPLY&INSTALL-2 WATER FILTER ASSEMBLY	485.00				
		\$APINVOICE	106133	SUPPLY NEW HOT/COLD KITCHEN UNIT-DEPOT	5,923.50				

Payment Details by Invoice

MUNICIPAL FUND



CITY of PERTH

From Period 9 To Period 9 From Date 1/03/2015 To Date 31/03/2015

<i>Cheque/EFT Number</i>	<i>Payment Date</i>	<i>Payee</i>	<i>Invoice Number</i>	<i>Payment Details</i>	<i>Amount</i>	<i>Discount</i>	<i>Retention</i>	<i>PPS</i>	<i>Payment Amount</i>
140524	31/03/2015	COCA-COLA AMATIL WA							822.25
\$APINVCE			208245140	BEVERAGES	218.07				
\$APINVCE			208338894	BEVERAGES	295.18				
\$APINVCE			208414377	SOFT DRINKS AND WATER BOTTLES	309.00				
140525	31/03/2015	COLOURFAST PAINTING CONTRACTORS							14,350.02
\$APINVCE			2981	MAINTENANCE-PAITING TERRACE RD CP	3,839.00	95.98			
\$APINVCE			2966	MAINTENANCE PAINTING-TERRACE RD CP	4,235.00	105.88			
\$APINVCE			2986	REMOVE & REPAINTING OVER GRAFFITI CP8	1,001.00	25.03			
\$APINVCE			2988	REMOVE & REPAINTING OVER GRAFFITI-GARAGE	528.00	13.20			
\$APINVCE			2987	REMOVE & REPAINTING OVER GRAFFITI CP16	858.00	21.45			
\$APINVCE			2984	REMOVE & REPAINTING OVER GRAFFITI CP5	1,078.00	26.95			
\$APINVCE			2982	REMOVE & REPAINTING OVER GRAFFITI CP9	1,089.00	27.23			
\$APINVCE			2985	REMOVING & REPAINTING GRAFFITI CP11	1,265.00	31.63			
\$APINVCE			2983	REMOVING & REPAINTING GRAFFITI CP6	825.00	20.63			
						367.98			
140526	31/03/2015	AURECON AUSTRALASIA PTY LTD							7,242.68
\$APINVCE			001-147160	REFURBISHMENT HAROLD BOAS GRDNS-CLAIM 2	7,242.68				

Payment Details by Invoice

MUNICIPAL FUND



From Period 9 **To Period 9** **From Date** 1/03/2015 **To Date** 31/03/2015

Cheque/EFT Number **Payment Date** **Payee** **Payment Amount**

<u>140527</u>	<u>31/03/2015</u>	<u>STAPLES T/AS CORPORATE EXPRESS AUSTRALIA LIMITED</u>	<u>Amount</u>	<u>Discount</u>	<u>Retention</u>	<u>PPS</u>
\$APINVCE	9013942729	STATIONERY - APS	146.41			
\$APINVCE	9013878352	STATIONERY - APS	83.86			
\$APINVCE	9013899023	STATIONERY - WKS	31.37			
\$APINVCE	9013894307	STATIONERY/OFFICE SUPPLIES - GOV	63.79			
\$APINVCE	9013943160	STATIONERY/KITCHEN SUPPLIES - GOV	65.32			
\$APINVCE	9013911344	AA BATTERIES - WAE	72.20			
\$APINVCE	9013929646	TISSUES/STATIONERY - EDU	82.17			
\$APINVCE	9013899259	23X SURFACE SPRAY - DEPOT	247.94			
\$APINVCE	9013898618	NITRILE GLOVES - CMS	20.56			
\$APINVCE	9013943100	STATIONERY - CMS	30.78			
\$APINVCE	9013929274	STATIONERY - CMS	37.73			
\$APINVCE	9013942251	STATIONERY - CAM	54.11			
\$APINVCE	9013879537	STATIONERY - LIB	112.68			
\$APINVCE	9013988275	STATIONERY - WAE	94.00			
\$APINVCE	9013966680	STATIONERY - CMS	52.69			
\$APINVCE	9013995947	STATIONERY - DPD	59.54			
\$APINVCE	9013943073	STATIONERY - CMS	593.02			
\$APINVCE	9013964064	BUSINESS CARDS - INGA DAHLER	68.11			
\$APINVCE	9013943123	LAMINATOR AND POUCHES - LIB	759.73			
\$APINVCE	9013999800	TEA/PAPER - DPD	435.77			
\$APINVCE	9013967822	STATIONERY/CLEANING SUPPLIES - CPP	501.58			
\$APINVCE	9013940644	STATIONERY - CLS	52.26			
\$APINVCE	9013897667	STATIONERY - CLS	89.21			
\$APCREDIT	9013976688	INVOICE 9013817191	(7.50)			
\$APINVCE	9013958697	HR BUSINESS CARDS - ANNA-LEE TESTAR	68.11			
\$APINVCE	9013988406	STATIONERY - CPP	189.66			
\$APINVCE	9013958135	STATIONERY - IS	157.32			
\$APINVCE	9013925642	STATIONERY - RMC	136.85			
\$APINVCE	9013985534	STATIONERY - HR	112.23			
\$APINVCE	9013996174	STATIONERY - CEO	14.52			
\$APINVCE	9013894084	STATIONERY - CEO	58.16			
\$APINVCE	9014028166	SEWING KIT	1.71			
\$APINVCE	9014034368	BUSINESS CARDS-HR	136.22			
\$APINVCE	9014055559	STATIONERY-CSC	29.30			

15,567.96

Payment Details by Invoice

MUNICIPAL FUND



Cheque/EFT Number	Payment Date	Payee	From Date	To Date	Payment Amount
\$APINVC	901405494	STATIONERY-CSC	1/03/2015	31/03/2015	92.60
\$APINVC	9014022764	STATIONERY & TISSUES-DSU			94.46
\$APINVC	9014052638	SUPPLY STATIONERY -WKS8			104.09
\$APINVC	9014054270	SUPPLY-STATIONERY/CLEANING PROD&CATERING			136.76
\$APINVC	9014055654	SUPPLY STATIONERY &KITCHEN SUPPLIES			156.42
\$APINVC	9014054909	SUPPLY STATIONERY &KITCHEN SUPPLIES			169.71
\$APINVC	9014028833	SUPPLY STATIONERY/CATERING			183.85
\$APINVC	901404277	SUPPLY STATIONERY/CATERING			203.51
\$APINVC	9014056838	SUPPLY STATIONERY &KITCHEN SUPPLIES			309.16
\$APINVC	9014070365	SUPPLY STATIONERY			39.53
\$APINVC	9014056289	SUPPLY STATIONERY			61.23
\$APINVC	9014068345	SUPPLY STATIONERY			67.95
\$APINVC	9014034369	SUPPLY BUSINESS CARDS-JIM PALMISANO			68.11
\$APINVC	040215	1X PORTABLE HARD DRIVE			109.00
\$APINVC	9014080871	SUPPLY STATIONERY-EDU			113.64
\$APINVC	9014067564	SUPPLY STATIONERY/CLEANING&KITCHEN ITEMS			350.05
\$APINVC	9014080007	SUPPLY STATIONERY-LM			107.49
\$APINVC	9014053478	SUPPLY STATIONERY &TISSUES			107.72
\$APINVC	9014148790	SUPPLY STATIONERY &CLEANING EQUIP			158.63
\$APINVC	9014094579	SUPPLY STATIONERY/CLEANING&KITCHEN EQUIP			260.50
\$APINVC	9013898134	SUPPLY STATIONERY -MKT			36.71
\$APINVC	9014133465	SUPPLY STATIONERY -CPP			44.12
\$APINVC	9014150586	SUPPLY STATIONERY -WKS8			66.15
\$APINVC	9013969785	STATIONERY-CDU			10.43
\$APINVC	9013914448	TEA, SUGAR, DRINKING CHOC,BSODA			133.92
\$APINVC	9013973967	CITY OF PERTH LETTERHEADS			144.54
\$APINVC	9014096673	STATIONERY & TISSUES			156.96
\$APINVC	9014050670	STATIONERY-CDU			16.35
\$APINVC	9013998186	STATIONERY-CDU			161.39
\$APINVC	9013943199	STATIONERY-CDU			24.70
\$APINVC	9013940603	REFLEX PHOTOCOPY PAPER-CDU			274.56
\$APINVC	9014090852	STATIONERY-LIB			30.07
\$APINVC	9014029852	STATIONERY-CDU			624.36
\$APINVC	9014094309	STATIONERY-LIB			68.01
\$APINVC	9013914254	STATIONERY-CDU			70.46
\$APINVC	9014037617	STATIONERY-CDU			84.92
\$APINVC	9014091936	STATIONERY, COFFEE-ES			149.29

Payment Details by Invoice

MUNICIPAL FUND



Cheque/EFT Number	Payment Date	Payee	From Date	To Date	Payment Amount
\$APINVC	9014125990	STATIONERY-CEO	1/03/2015	31/03/2015	205.26
\$APINVC	9014107505	STATIONERY, TISSUES			24.10
\$APINVC	9014070402	STATIONERY-PRINT ROOM			536.01
\$APCREDIT	9014084953	INVOICE# 9014056838			(25.86)
\$APINVC	9013954630	TISSUES - MKT			10.16
\$APINVC	9014068303	STATIONERY - MKT			173.49
\$APINVC	9014122750	KITCHEN SUPPLIES - WKS			235.33
\$APINVC	9014052060	STATIONERY - MKT			295.53
\$APINVC	9014066317	STATIONERY - MKT			38.04
\$APINVC	9013966546	STATIONERY - MKT			106.84
\$APINVC	9014136427	STATIONERY - CPP			42.94
\$APINVC	9014141625	STATIONERY - CPP			568.44
\$APINVC	9014138034	DIARY - CPP			7.40
\$APINVC	9014142198	STATIONERY - CPP			9.81
\$APINVC	9014154571	STATIONERY - DEPOT			92.24
\$APINVC	9014153528	STATIONERY - LM			95.21
\$APCREDIT	9014084952	INVOICE 9014053478			(7.66)
\$APINVC	9014129238	STATIONERY-CDU			10.64
\$APINVC	9014055680	STATIONERY-FIN			125.02
\$APINVC	9014153003	STATIONERY-CHILDCARE CTR			16.92
\$APINVC	9014102262	STATIONERY-PPM			204.66
\$APINVC	9014111252	STATIONERY-CDU			233.35
\$APINVC	9014126084	STATIONERY, COFFEE, TISSUES-CLS			254.50
\$APINVC	9014149086	STATIONERY-IS			208.23
\$APINVC	9014097142	STATIONERY, DISHWASHING LIQ & TABLETS			274.71
\$APINVC	9014043030	STATIONERY, TEA, COFFEE			282.53
\$APINVC	9013970291	STATIONERY-FIN			305.77
\$APINVC	9014139600	STATIONERY-CDU			35.00
\$APINVC	9014139461	STATIONERY-CDU			42.46
\$APINVC	9014113094	STATIONERY-CDU			6.71
\$APINVC	9013956622	FAN & TISSUES-MKT			61.41
\$APINVC	9014098577	BLACK DIARY-CLS			8.57
\$APINVC	9013930754	DOMESTOS-CRS OFFICE			10.98
\$APINVC	9014147108	CITY OF PERTH ENVELOPES			419.22
\$APINVC	9014096941	DOMESTOS REG-CRS OFFICE			43.25
\$APINVC	9014082855	MENTOS MINT, EVNELOPES & DISWASHING LIQ			54.42
\$APINVC	9014121544	CUSTOMER SERVICE BUSINESS CARDS			68.11

Payment Details by Invoice

MUNICIPAL FUND



From Period 9 To Period 9 From Date 1/03/2015 To Date 31/03/2015

Cheque/EFT Number	Payment Date	Payee	From Date	To Date	Invoice Number	Payment Details	Amount	Discount	Retention	Payment Amount
\$APINVCE	31/03/2015	9013957120	STATIONERY - WKS				427.76			339.20
\$APINVCE		9013988206	STATIONERY - WKS				314.58			
\$APINVCE		9014025908	STATIONERY - WKS				109.12			
140528	31/03/2015	DALTON'S CITY NEWS								
		37217	DELIVERY-NEWSPAPER-PARKING OFFICERS				18.90			
\$APINVCE		37249	NEWSPAPER DELIVERY-8/2-21/2/15				320.30			
140529	31/03/2015	FAAC AUSTRALIA T/AS HUB PARKING TECHNOLOGY								
		00005100	SUPPLY-150 X HALL SENSOR MAGNET&SLEEVE				1,650.00			
\$APINVCE		00005567	A/H ONLINE SERVICE				396.00			
140530	31/03/2015	DAVID GRAY & CO PTY LTD								
		1380330	24X 454G AMDRO ANT GRANULES				2,230.54			
\$APINVCE										
140531	31/03/2015	DAVIS LANGDON								
		21159295	LIBRARY & PLAZZA FEES DEC 2014				12,222.23			
\$APINVCE										
140532	31/03/2015	LANDGATE								
		610685	LAND ENQUIRY X18				24.00			
\$APINVCE		610074	TITLE SEARCHES				432.00			
\$APINVCE		10000427	RENTAL VALUATION CHARGES				583.21			

Payment Details by Invoice

MUNICIPAL FUND



From Period 9 To Period 9 From Date 1/03/2015 To Date 31/03/2015

<i>Cheque/EFT Number</i>	<i>Payment Date</i>	<i>Payee</i>	<i>Invoice Number</i>	<i>Payment Details</i>	<i>Amount</i>	<i>Discount</i>	<i>Retention</i>	<i>PPS</i>	<i>Payment Amount</i>
140533	31/03/2015	DESIGN PLUMBING							5,917.71
\$APINVCE			100123	LEAKING TAP-NO 5 CP HIS MAJESTYS CP	146.30				
\$APINVCE			100133	STORM WATER PIPE REPAIR - CAR PARK 6	590.70				
\$APINVCE			100129	FLOOR WASTE BLOCKAGE - CAR PARK 8	444.40				
\$APINVCE			100132	FIRE HOSE REEL LEAK - CAR PARK 11	201.30				
\$APINVCE			100128	20MM HOSE TAP LEAK - CULTURAL CTR CP	157.30				
\$APINVCE			100136	2X BBQ SERVICE MARDELUP PARK	202.95				
\$APINVCE			100131	SERVICE DRINK FOUNTAINS-LANGLEY PK	270.60				
\$APINVCE			100130	REPAIRS - COUNCIL HOUSE	270.60				
\$APINVCE			100127	JOB AT FORREST PL LOADING DOCK	1,010.90				
\$APINVCE			100126	SHOP 2 68 ROE ST CONV STORE	135.30				
\$APINVCE			100135	JOB AT NARROWS INTERCHANGE	135.30				
\$APINVCE			100124	JOB AT CITIPLACE CHILDCARE CTR	166.10				
\$APINVCE			100134	LEAKS-UNDERGROUND LOADINGS DOCKS	314.60				
\$APINVCE			100121	JOB AT FORREST PL LOADING DOCK	533.76				
\$APINVCE			100137	REPAIRS-LVL 10, REPLACE HOT WATER UNIT	1,337.60				
140534	31/03/2015	DESSEIN GRAPHICS							3,426.50
\$APINVCE			14766	DESIGN OF COP PUBLIC ART STRATEGY	3,426.50				
140535	31/03/2015	DIAMOND LOCK & KEY							261.25
\$APINVCE			189669	KEY CUTTING - SIL BLANK UNI 1 & YH30R	38.00				
\$APINVCE			190527	GAIN ENTRY TO COMMUNICATION RISER	223.25				
140536	31/03/2015	DIGITAL MAPPING SOLUTIONS							37,837.80
\$APINVCE			9507	INTRAMAPS SUBSCRIPTION & SUPPORT	27,500.00				
\$APINVCE			9349	GIS CONSULTING SERVICES	10,296.00				
\$APINVCE			9540	1X STYLUS WITH TETHER	41.80				
140537	31/03/2015	DILENA METAL SALES							478.70
\$APINVCE			112750	12MM ALL THREAD NUTS	20.00				
\$APINVCE			116001	METAL RODS	458.70				

Payment Details by Invoice

MUNICIPAL FUND



From Period 9 **To Period 9** **From Date** 1/03/2015 **To Date** 31/03/2015

<i>Cheque/EFT Number</i>	<i>Payment Date</i>	<i>Payee</i>	<i>Invoice Number</i>	<i>Payment Details</i>	<i>Amount</i>	<i>Discount</i>	<i>Retention</i>	<i>PPS</i>	<i>Payment Amount</i>
140538	31/03/2015	DONEGAN ENTERPRISES PTY LTD							8,830.80
\$APINVC			00003897	TEMPORARY FENCING - OZONE RESERVE 17/2/1	993.30			PPS	
\$APINVC			00003896	BIN PAD & ENCLOSURE INSTALLATION	4,537.50				
\$APINVC			00003901	VICTORIA GDN-BOBCAT WORK-REMOVE GREASE	3,300.00				
140539	31/03/2015	DOMUS NURSERY							985.18
\$APINVC			95609	ASSORTED PLANTS	985.18			PPS	
140540	31/03/2015	DULUX AUSTRALIA LIMITED							1,354.70
\$APINVC			0151034	VARIOUS PAINT&PAINTING ACCESSORIES	97.39			PPS	
\$APINVC			04-0151215	PAINT & ACCESSORIES	136.63				
\$APINVC			04-0151878	1X 4L LOW SHEEN ACRYLIC PAINT	60.78				
\$APINVC			04-0151478	PAINT & ACCESSORIES	109.38				
\$APINVC			04-0152119	PAINT & ACCESSORIES	124.46				
\$APINVC			04-0152171	PAINT & ACCESSORIES	130.05				
\$APINVC			04-0151981	10L W/S MATT UDTB PAINT	144.10				
\$APINVC			04-0151985	PAINT & ACCESSORIES	151.15				
\$APINVC			04-0152538	PAINT & ACCESSORIES	94.24				
\$APINVC			04-0152999	VARIOUS PAINTING&PAINTING ACCESSORIES	175.07				
\$APINVC			04-0152859	VARIOUS PAINTING&PAINTING ACCESSORIES	131.45				
140541	31/03/2015	DUN & BRADSTREET (AUST) PTY LTD							44.75
\$APINVC			720256	DEBT COLLECTION COMMISSION	14.46			PPS	
\$APINVC			720254	DEBT COLLECTION COMMISSION	2.75				
\$APINVC			720775	DEBT COLLECTION COMMISSION	2.75				
\$APINVC			720778	DEBT COLLECTION COMMISSION	11.99				
\$APINVC			721505	DEBT COLLECTION	2.75				
\$APINVC			721509	COMMISSION ON DIRECT PAYMENT	4.16				
\$APINVC			722613	COMMISSION ON DIRECT PAYMENT	5.89				
140542	31/03/2015	DYMOCKS BOOKSHOP							44.98
\$APINVC			110003482	PRIVATE & BONE CLOCKS	44.98			PPS	

Payment Details by Invoice

MUNICIPAL FUND



From Period 9 To Period 9 From Date 1/03/2015 To Date 31/03/2015

<i>Cheque/EFT Number</i>	<i>Payment Date</i>	<i>Payee</i>	<i>Invoice Number</i>	<i>Payment Details</i>	<i>Amount</i>	<i>Discount</i>	<i>Retention</i>	<i>PPS</i>	<i>Payment Amount</i>
140543	31/03/2015	ETC							17,748.50
\$APINVCE			00019359	BARRACK ST TWO WAY CONVERSION DESIGN 50%	13,860.00				
\$APINVCE			00019381	INSTALL 8 X TAXI POLES	2,002.00				
\$APINVCE			00019419	MFC TAXI POLE INSTALLATION - 50%	1,886.50				
140544	31/03/2015	EDUCATIONAL ART SUPPLIES COMPANY							1,761.10
\$APINVCE			3385144	STATIONERY	726.40				
\$APINVCE			3381981	FACE PINT, BRUST AND XMAS WRAPPING PAPER	1,034.70				
140545	31/03/2015	EMERSON NETWORK POWER AUST PTY LTD							511.78
\$APINVCE			80127920	PREVENTATIVE AIR MAINT-ROYAL STREET	511.78				
140546	31/03/2015	EMPOWER MASTERPAY PTY LTD							470.25
\$APINVCE			17590	EMPOWER SUPPORT	470.25				
140547	31/03/2015	ENGINEERING EDUCATION AUSTRALIA							1,008.00
\$APINVCE			IN032687	T WONG W/E 11/3/15	1,008.00				
140548	31/03/2015	ENGINEERING TECHNOLOGY CONSULTANTS							9,374.75
\$APINVCE			00019380	POINT FRASER LIGHTING 30%	1,674.75				
\$APINVCE			00019377	MURRAY ST LIGHTING ENHANCEMENT - 50%	7,700.00				

Payment Details by Invoice

MUNICIPAL FUND



From Period 9 To Period 9 From Date 1/03/2015 To Date 31/03/2015

<i>Cheque/EFT Number</i>	<i>Payment Date</i>	<i>Payee</i>	<i>Invoice Number</i>	<i>Payment Details</i>	<i>Amount</i>	<i>Discount</i>	<i>Retention</i>	<i>PPS</i>	<i>Payment Amount</i>
140549	31/03/2015	EXPO DOCUMENT COPY CENTRE							14,664.78
\$APINVCE			129154	3X INDOOR/OUTDOOR PERMIT SIGNS	72.60				
\$APINVCE			129334	PIER STREET FROSTING REPLACEMENT	401.50				
\$APINVCE			129459	1000X REINO MACHINE DECALS	1,166.00				
\$APINVCE			129460	1X COUNCIL HOUSE GIANTS COREFLUTE	33.74				
\$APINVCE			129492	12X EXIT GATE GRAPHICS	783.20				
\$APINVCE			129533	29X PIER ST STAIRWELL SIGN REPLACEMENT	1,845.64				
\$APINVCE			129535	1X PIER ST LEVEL 4 DECAL	106.41				
\$APINVCE			129568	110X CITY OF VASTO PLACE CARDS	138.60				
\$APINVCE			129534	1X HIS MAJESTY'S CAR PARK LEVEL 4 DECAL	106.41				
\$APINVCE			129586	2X FIRE STATION & QUEENS GDN'S BANNER	709.74				
\$APINVCE			129585	2X PIER ST BANNERS	858.44				
\$APINVCE			129515	SUPPLY PRE-PAID DL ENVELOPES-PCEC	880.00				
\$APINVCE			129867	HIS MAJEST'S SOLID HEADROOM BAR	7,562.50				
140550	31/03/2015	EXPERIENCE PERTH							1,863.00
\$APINVCE			4256	2015 BROCHURE DISTRIBUTION	1,863.00				
140551	31/03/2015	ELEMENT14 PTY LTD							656.97
\$APINVCE			4855816	ASSORTED FIXINGS/ESD WORKSTATION KIT	558.27				
\$APINVCE			4859567	FIXED DIAMETER CLIPS	79.57				
\$APINVCE			4861056	5PK CABLE TIES	19.13				
140552	31/03/2015	FIRST FIVE MINUTES PTY LTD							2,699.44
\$APINVCE			RR146311	FIRE&EMERGENCY RESPONSE&TRAINING-TWN HAL	428.05				
\$APINVCE			RR145999	FIRE&EMERGENCY RESPONSE&TRAINING-PIAZZA	470.76				
\$APINVCE			RR145294	FIRE&EMERG RESPONSE&TRAINING-FORREST CH	517.92				
\$APINVCE			RR144361	FIRE&EMERGENCY RESPONSE&TRNING-TOWN HALL	520.44				
\$APINVCE			RR145202	FIRE&EMERGENCY RESPONSE&TRNING-CNCL HSE	762.27				

Payment Details by Invoice

MUNICIPAL FUND



From Period 9 To Period 9 From Date 1/03/2015 To Date 31/03/2015

<i>Cheque/EFT Number</i>	<i>Payment Date</i>	<i>Payee</i>	<i>Invoice Number</i>	<i>Payment Details</i>	<i>Amount</i>	<i>Discount</i>	<i>Retention</i>	<i>Payment Amount</i>
140553	31/03/2015	FLEXIBLE DRIVE AGENCIES PTY LTD						782.10
		\$APINVC	WW43081	2X LED BEACON	512.60		PPS	
		\$APINVC	WW43604	1X LED MINI BAR	269.50			
140554	31/03/2015	DANIELS PRINTING CRAFTSMEN						4,876.30
		\$APINVC	31839	400X SKY WORKS RESIDENT 6PP DL FLYER	269.50		PPS	
		\$APINVC	31950	200X OMBUDSMAN 6PP DL BROCHURE	242.00			
		\$APINVC	31979	500X DL STORYTIME FLYERS	154.00			
		\$APINVC	31995	2000X WALKING TRAILS	1,124.20			
		\$APINVC	32045	2200X MURRAY ST BROCHURE	1,265.00			
		\$APINVC	32170	7000X GET TO KNOW ME NEWSLETTER	1,156.10			
		\$APINVC	32213	PERTH CITY POSTCARDS	665.50			
140555	31/03/2015	ALSCO PTY LTD						900.00
		\$APINVC	CPER140366	HIRE-CATERING UNIFORMS/LINEN	110.74		PPS	
		\$APINVC	PER1407824	LAUNDRY FEES - ROD EVANS CENTRE	113.09			
		\$APINVC	PER1410094	LAUNDRY FEES - ROD EVANS CENTRE	113.09			
		\$APINVC	CPER141237	LAUNDRY-CATERING	113.09			
		\$APINVC	PER1403550	TEA TOWELS FEB2015	157.94			
		\$APINVC	PER1403168	BATH TOWELS-CITIPLACE LADIES RESTROOM	292.05			
140556	31/03/2015	ELGAS SWAP AND GO						114.79
		\$APINVC	0362597798	3X LPG CYLINDERS	114.79		PPS	
140557	31/03/2015	PERCIVAL PRINT & PACKING						2,098.80
		\$APINVC	00039406	2000 X VISITORS GUIDES	2,098.80		PPS	
140558	31/03/2015	GHD PTY LTD						20,531.08
		\$APINVC	610026382	CONSULTANCY FEES-CULTURAL CENTRE CP	8,800.00		PPS	
		\$APINVC	610026782	SUPREME CRT GDN ADDITIONAL SURVEY	2,138.40			
		\$APINVC	610026026	ST GEORGE'S TCE LIGHTING UPGRADE	9,592.68			

Payment Details by Invoice

MUNICIPAL FUND



From Period 9 To Period 9 From Date 1/03/2015 To Date 31/03/2015

<i>Cheque/EFT Number</i>	<i>Payment Date</i>	<i>Payee</i>	<i>Invoice Number</i>	<i>Payment Details</i>	<i>Amount</i>	<i>Discount</i>	<i>Retention</i>	<i>PPS</i>	<i>Payment Amount</i>
140559	31/03/2015	GREENWAY ENTERPRISES							2,655.13
\$APINVCE			57572	DYMARK SPRAY/GLYPHOSATE/SEASOL/H SHEAR	1,878.56				
\$APINVCE			57702	SPADES/EARMUFFS/TAPE/GLOVES	299.19				
\$APINVCE			57683	SUPPLY SOLO SPRAYER-5LT	477.38				
140560	31/03/2015	GRACE REMOVALS GROUP							97.72
\$APINVCE			150100197	GLASS STORAGE - FEB 2015	97.72				
140561	31/03/2015	HARMS ELECTRICAL SERVICE							20,548.41
\$APINVCE			00004540	CAR PARK ELECTRICAL MAINTENANCE	16,090.87				
\$APINVCE			00004541	REMOVE LIGHT BOXES - MAYFAIR ST CAR PARK	1,200.00				
\$APINVCE			00004543	ELECTRICAL WORKS - VARIOUS LOCATIONS	3,257.54				

Payment Details by Invoice

MUNICIPAL FUND



From Period 9 To Period 9 From Date 1/03/2015 To Date 31/03/2015

Cheque/EFT Number Payment Date Payee Payment Amount

Invoice Number	Payment Date	Payee	Amount	Discount	Retention	PPS
140562	31/03/2015	HAYS PERSONNEL SERVICES (AUST) PTY LTD	121,347.95			
		<i>Payment Details</i>				
\$APINVCE	5067791	LUKE GROSE W/E 25/01/2015	3,762.00			
\$APINVCE	5067792	LEE BARLOW W/E 25/01/2015	1,716.80			
\$APINVCE	5072906	LABOUR HIRE-G FAGAN W/E 1/2/15	2,172.72			
\$APINVCE	5072908	SARAH EVANS W/E 1/2/15	1,634.15			
\$APINVCE	5072910	RICHARD MILTON W/E 1/2/15	2,929.14			
\$APINVCE	5075403	ANDREA CHIMILAR W/E 1/2/15	1,837.77			
\$APINVCE	5075401	JENNIFER SHEPHERDSON W/E 1/2/15	1,140.82			
\$APINVCE	5072912	LEE BARLOW W/E 1/2/15	1,577.66			
\$APINVCE	5067793	JACKIE O'HERLIHY W/E 1/2/15	675.84			
\$APINVCE	5082778	S EVANS W/E 8/02/215	1,325.82			
\$APINVCE	5072909	E BROWN W/E 1/02/2015	1,735.34			
\$APINVCE	5082779	EMMA BROWN W/E 08/02/2015	2,010.75			
\$APINVCE	5082786	A CHIMILAR W/E 8/2/15	2,297.22			
\$APINVCE	5072916	W NG W/E 1/02/15	2,310.77			
\$APINVCE	5082785	AMY O'NEILL W/E 8/2/15	1,789.13			
\$APINVCE	5072915	JONATHAN O'BRIEN W/E 1/2/15	2,603.60			
\$APINVCE	5082784	WAI FAN WILFRED NG W/E 8/2/15	2,772.92			
\$APINVCE	5075402	LEE BARLOW W/E 25/1/15	228.10			
\$APINVCE	5072907	LUKE GROSE W/E 1/2/15	3,069.00			
\$APINVCE	5082783	JONATHAN O'BRIEN W/E 8/2/15	3,231.10			
\$APINVCE	5082777	LUKE GROSE W/E 8/2/15	3,960.00			
\$APINVCE	5072917	AMY O'NEILL W/E 1/2/15	742.58			
\$APINVCE	5072911	LEE BARLOW W/E 4/2/15	798.34			
\$APINVCE	5082776	GRAINNE FAGIN W/E 8/2/15	2,715.90			
\$APINVCE	5090058	GRAINNE FAGIN W/E 15/2/15	2,715.90			
\$APINVCE	5082781	LABOUR HIRE-L BARLOW W/E 8/2/15	1,102.46			
\$APINVCE	5090063	LABOUR HIRE-R MILTON W/E 15/2	1,757.48			
\$APINVCE	5090062	LABOUR HIRE-E BROWN W/E 15/2	1,975.36			
\$APINVCE	5090070	LABOUR HIRE-A CHIMILAR W/E 15/2/15	2,297.22			
\$APINVCE	5090059	LABOUR HIRE-J SHEPHERDSON W/E 15/2	2,343.31			
\$APINVCE	5090068	LABOUR HIRE-WFW NG W/E 15/2/15	2,838.95			
\$APINVCE	5090067	LABOUR HIRE-J O'BRIEN W/E 15/2/15	3,288.85			
\$APINVCE	5090060	LABOUR HIRE-L GROSE W/E 15/2/15	3,712.50			
\$APINVCE	5099876	LABOUR HIRE-A CHIMILAR W/E 22/2/15	2,297.22			

Payment Details by Invoice

MUNICIPAL FUND



Cheque/EFT Number	Payment Date	Payee	From Date	To Date	Payment Amount
\$APINVC	5102829	LABOUR HIRE-S EVANS W/E 22/2/15	1/03/2015	31/03/2015	1,757.48
\$APINVC	5099875	LABOUR HIRE-A O'NEILL W/E 22/2/15			1,838.83
\$APINVC	5099871	LABOUR HIRE-E BROWN W/E 22/02/15			1,909.64
\$APINVC	5102828	LABOUR HIRE-J SHEPHERDSON W/E 22/2/15			585.83
\$APINVC	5072913	CARL ONG W/E 1/2/15			1,160.78
\$APINVC	5072914	CARL ONG W/E 25/1/15			1,160.78
\$APINVC	5090064	CARL ONG W/E 8/02/2015			1,160.78
\$APINVC	5090065	CARL ONG W/E 15/02/2015			1,160.78
\$APINVC	5090061	S EVANS W/E 15/02/2015			1,757.48
\$APINVC	5082780	LEE BARLOW W/E 8/02/2015			2,052.86
\$APINVC	5099874	W NG W/E 22/02/2015			2,838.95
\$APINVC	5095744	M TAYLOR W/E 15/02/2015			2,851.20
\$APINVC	5099873	J O'BRIEN W/E 22/02/2015			3,172.46
\$APINVC	5102830	RICHARD MILTON W/E 22/2/15			3,514.96
\$APINVC	5082782	JACKIE O'HERLIHY W/E 8/2/15			1,351.68
\$APINVC	5106342	M TAYLOR W/E 22/02/2015			2,851.20
\$APINVC	5068607	PLACEMENT FEE-K HARRISON			9,242.97
\$APINVC	5099872	LABOUR HIRE-J O'HERLIHY W/E 22/2/15			1,013.76
\$APINVC	5060189	LABOUR HIRE-J O'HERLIHY-W/E 25/1/15			1,689.60
\$APINVC	5090066	LABOUR HIRE-J O'HERLIHY W/E 15/2/15			1,689.60
\$APINVC	5064397	LABOUR HIRE-L MCNAUGHTON W/E 25/1/15			177.23
\$APINVC	5054541	CHEVY INNIS W/E 18/01/15			326.48
\$APINVC	5099870	LABOUR HIRE-G FAGAN W/E 22/2/15			2,715.90
140563	31/03/2015	JA TREBY TRUST/TAS CONCEPT MEDIA AND HAVE A GO NEWS			392.00
\$APINVC	00043125	ADVERTISING - ROD EVANS CENTRE			392.00

Invoice Number	Payment Details	Amount	Discount	Retention	PPS
00043125	ADVERTISING - ROD EVANS CENTRE	392.00			
		392.00			

Payment Details by Invoice

MUNICIPAL FUND



From Period 9 To Period 9 From Date 1/03/2015 To Date 31/03/2015

<i>Cheque/EFT Number</i>	<i>Payment Date</i>	<i>Payee</i>	<i>Invoice Number</i>	<i>Payment Details</i>	<i>Amount</i>	<i>Discount</i>	<i>Retention</i>	<i>PPS</i>	<i>Payment Amount</i>
140564	31/03/2015	HIGH SPEED ELECTRICS							7,816.61
\$APINVCE			00018208	REPAIRS-ELECTRICAL-BRAITHWAITE ST	75.71				
\$APINVCE			00018217	REPAIRS-ELECTRICAL-MILLIGAN ST	274.97				
\$APINVCE			00018186	REPAIRS-ELECTRICAL-BROWN ST	282.34				
\$APINVCE			00018209	REPAIRS-ELECTRICAL-VICTORIA GARDENS	355.72				
\$APINVCE			00018185	REPAIRS-ELECTRICAL-OL BELVIDERE PROM	414.72				
\$APINVCE			18126B	REPAIRS-ELECTRICAL-RENISSANCE ST	393.07				
\$APINVCE			00018229	REPAIRS-ELECTRICAL-OLD BELVIDERE PROM	783.46				
\$APINVCE			00018267	BOLLARD MAINTENANCE - CLAUSEBROOK COVE	173.09				
\$APINVCE			00018266	STREETLIGHT MAINT - HENRY LAWSON WALK	206.62				
\$APINVCE			00018210	BOLLARD MAINT - CLAUSEBROOK COVE	4,856.91				
140565	31/03/2015	HISCO HOSPITALITY SUPPLIERS							949.05
\$APINVCE			940620	1X STEAM PAN 1/2 SIZE 20MM	67.56				
\$APINVCE			941179	2CTN 24 LIBBEY EMBASSEY BEER 296ML	143.00				
\$APINVCE			26142	TABLEKRAFT CUTLERY	707.05				
\$APINVCE			21516	24X ARCORAC BRIO FLUTE	31.44				
140566	31/03/2015	CHANDLER MACLEOD LTD							6,380.82
\$APINVCE			91883102	JESSICA PASELIO W/E 30/1/15	1,357.62				
\$APINVCE			91887587	JESSICA PASELIO W/E 6/2/15	1,697.03				
\$APINVCE			91892211	JESSICA PASELIO W/E 13/2/15	1,629.14				
\$APINVCE			91897101	JESSICA PASELIO W/E 20/2/15	1,697.03				
140567	31/03/2015	HUGHANS SAW SERVICE							88.00
\$APINVCE			591313	EZELAP SHARPENING FILES	46.20				
\$APINVCE			591136	SHARPEN HSS BLADE TO 400MM	41.80				

Payment Details by Invoice

MUNICIPAL FUND



From Period 9 To Period 9 From Date 1/03/2015 To Date 31/03/2015

Cheque/EFT Number	Payment Date	Payee	Invoice Number	Payment Details	Amount	Discount	Retention	PPS	Payment Amount
140568	31/03/2015	HYDROQUIP PUMPS							27,994.19
\$APINVCE			00036538	REMOVE/REINSTALL PUMP-KANGAROO FOUNTAIN	4,892.80				
\$APINVCE			00036549	REPAIR BORE-KINGS PARK RD	255.84				
\$APINVCE			00036582	TRIANGLE FILTER @ OZONE	1,545.15				
\$APINVCE			00036576	150KGS BORECLEAN KINGS PK ROAD	2,605.35				
\$APINVCE			00036583	CLAISEBROOK LAKE FILL	3,309.35				
\$APINVCE			00036581	REMOVE & REPAIR PUMP-OZONE	6,353.74				
\$APINVCE			00036577	PUMP SERVICE - KINGS PARK ROAD	8,257.00				
\$APINVCE			00036550	SUPPLY/INSTALL NEW WATER METER	774.96				
140569	31/03/2015	IFAP							1,335.00
\$APINVCE			116641	SAFETY & HEALTH REPTRAINING-9-13/3/15	1,335.00				
140570	31/03/2015	ID SUPPLIES PTY LTD							714.45
\$APINVCE			00045268	100X HID ISO PROX CARDS SITE.57	714.45				
140571	31/03/2015	IMAGE BOLLARDS							1,298.00
\$APINVCE			00013422	REPLACE BOLLARD-BROWN ST	1,298.00				
140572	31/03/2015	INSIGHT CCS PTY LTD							1,178.03
\$APINVCE			00075416	OVERCALLS FEE - JAN 2015	1,178.03				

Payment Details by Invoice

MUNICIPAL FUND



From Period 9 To Period 9 From Date 1/03/2015 To Date 31/03/2015

Cheque/EFT Number Payment Date Payee Payment Amount

140573 31/03/2015 POWERSTART NOMINEES PTY LTD 27,966.46

Invoice Number	Payment Details	Amount	Discount	Retention	PPS
\$APINVCE					
00003165	CAMERA 152 SHOWING GREY SCREEN	174.90			
00002983	CAMERA 241 FROZEN	174.90			
00002985	CAMERA 325 IS FROZEN	174.90			
00003166	CAMERA 153 SHOWING GREY SCREEN	174.90			
00003167	CAMERA 155 IS SHOWING GREY SCREEN	174.90			
00003168	CAMERA 169 IS SHOWING GREY SCREEN	174.90			
00002986	CAMERA 343 IS FROZEN	241.45			
00003110	HAY ST WEST BOLLARD INTERCOM	5,302.55			
00003174	SERVICE TO CAMERA 7/1/15	174.90			
00003121	REPAIR CAMERAS DUE TO STORM	2,057.00			
00003188	CAMERA 6 NO CONTROL	3,362.48			
00003190	INSTALL NEW CAMERA MURRAY ST	721.60			
00003163	REPAIRS/MAINTENANCE-GENERAL	437.25			
00003185	REPAIRS/MAINTENANCE-GENERAL	395.45			
00003151	REPAIRS/MAINTENANCE-GENERAL	437.25			
00003143	REPAIRS/MAINTENANCE-GENERAL	437.25			
00003146	REPAIRS/MAINTENANCE-GENERAL	437.25			
00003130	SERVICE TO CAMERAS	6,373.24			
00003128	CHECK FAULT TO CURRENT CAMERAS ISSUES	6,539.39			
9,329.67					

140574 31/03/2015 IPA PERSONNEL P/L 9,329.67

Invoice Number	Payment Details	Amount	Discount	Retention	PPS
\$APINVCE					
58638	LABOUR HIRE-L BUGARIN W/E 1/2/15	1,681.68			
59493	LACHLAN BUGARIN W/E 8/2/15	2,102.10			
60100	LACHLAN BUGARIN W/E 15/2/15	2,102.10			
60024	RELEASE FEE - LACHLAN BUGARIN	1,650.00			
60822	LABOUR HIRE-L BUGARIN W/E 22/2/15	1,793.79			
300.00					

140575 31/03/2015 IPWEA-WA 300.00

Invoice Number	Payment Details	Amount	Discount	Retention	PPS
\$APINVCE					
DWWNCPWX	IPWEA STATE CONFERENCE - ALASDAIR THOM	300.00			

Payment Details by Invoice

MUNICIPAL FUND



From Period 9 **To Period 9** **From Date** 1/03/2015 **To Date** 31/03/2015

<i>Cheque/EFT Number</i>	<i>Payment Date</i>	<i>Payee</i>	<i>Invoice Number</i>	<i>Payment Details</i>	<i>Amount</i>	<i>Discount</i>	<i>Retention</i>	<i>Payment Amount</i>
140576	31/03/2015	JACKSON MCDONALD LAWYERS						3,920.93
\$APINVC			423977	INDEMNITY-MERCANTILE LANE	1,379.90		PPS	
\$APINVC			423873	EXTENSION OF LEASE- LEVEL3 COUNCIL HOUSE	2,541.03			
140577	31/03/2015	JASON MAZDA						298.00
\$APINVC			MZAS121158	5000KM SERVICE - MAZDA 6 1EGN995	298.00		PPS	
140578	31/03/2015	J & M ASPHALT						15,213.80
\$APINVC			3774	SUPPLY/LAY ASPHALT -WELLINGTON STREET	2,408.66		PPS	
\$APINVC			3777	SUPPLY & LAY ASPHALT-WELLINGTON ST KERB	1,558.55			
\$APINVC			3785	SUPPLY HOTMIX WELLINGTON ST	2,266.97			
\$APINVC			3790	SUPPLY&LAY-HOTMIX WELLINGTON ST	2,266.97			
\$APINVC			3787	SUPPLY&LAY-HOTMIX WELLINGTON ST	6,712.65			
140579	31/03/2015	JOHN TIERNEY						1,238.00
\$APINVC			00001448	WASH&VACC-SS555-IELS116	26.00		PPS	
\$APINVC			00001449	WASH & VACC 18/2/15	26.00			
\$APINVC			00001441	WASH & VACC 4/2/15	130.00			
\$APINVC			00001443	WASH & VACC 11/02/2015	156.00			
\$APINVC			00001445	WASH & VACC 19/02/2015	214.00			
\$APINVC			00001440	WASH & VACC 1/2/15	224.00			
\$APINVC			00001446	WASH & VACC 22/02/2015	280.00			
\$APINVC			00001447	WASH & VACC-VARIOUS CARS	182.00			
140580	31/03/2015	JONES LANG LASALLE WA PTY LTD						87,641.30
\$APINVC			1731585	FEB 2015 BUILDING SERVICES-140 WILLIAM	1,680.89		PPS	
\$APINVC			1748979	CITY OF PERTH LIB RENT APRIL2015	85,960.41			
140581	31/03/2015	KELYN TRAINING SERVICES						190.00
\$APINVC			00021974	RENEWAL-BWTM-P PENNEY	190.00		PPS	

Payment Details by Invoice

MUNICIPAL FUND



From Period 9 To Period 9 From Date 1/03/2015 To Date 31/03/2015

Cheque/EFT Number	Payment Date	Payee	Invoice Number	Payment Details	Amount	Discount	Retention	PPS	Payment Amount
140582	31/03/2015	KENNAARDS HIRE NORTH PERTH							62.55
		\$APINVOICE	16104728	TRAILER MOUNTED LIGHT HIRE 30/1-1/2	488.55				
		\$APCREDIT	16062951	KENNAARDS HIRE-INNV 16029374	(376.00)				
		\$APCREDIT	16062948	KENNAARDS HIRE-INNV 16029374	(50.00)				
140583	31/03/2015	KONE ELEVATORS PTY LTD							49,104.39
		\$APINVOICE	191510141	INSTALL DOOR OPEN SWITCH-REGAL PLACE CP	987.80				
		\$APINVOICE	193021586	LIFT MAINTENANCE-ELDER ST CP	2,743.60				
		\$APINVOICE	193021588	LIFT MAINTENANCE-PTH CONCERT HALL CP7	1,035.84				
		\$APINVOICE	193021589	LIFT MAINTENANCE-PTH CULTURAL CNTR CP6	1,040.83				
		\$APINVOICE	193021584	LIFT MAINTENANCE-ROE ST CP8	1,219.55				
		\$APINVOICE	193021582	LIFT MAINTENANCE-ALEXANDER LIB CP11	1,233.93				
		\$APINVOICE	193021585	LIFT MAINTENANCE-REGAL PLACE CP	1,259.61				
		\$APINVOICE	193021583	LIFT MAINTENANCE-HIS MAJESTYS CP	1,581.04				
		\$APINVOICE	193021587	LIFT MAINTENANCE-CITIPLACE CP16	1,647.95				
		\$APINVOICE	193021581	LIFT MAINTENANCE-PIER ST CP9	2,439.21				
		\$APINVOICE	193021598	MAR 2015 LIFT SERVICE FEE-COUNCIL HOUSE	3,062.93				
		\$APINVOICE	191517034	REPAIR WORK-MAYFAIR ST CP	24,519.00				
		\$APINVOICE	810532866	SERVICE FEE-FORREST PL 1/10-21/10/14	4,054.88				
		\$APINVOICE	840384273	REPAIRS-LIFT-FORREST PL	465.30				
		\$APINVOICE	192002290	REPAIRS-REGAL PL CP-ROLLER DOOR	383.90				
		\$APINVOICE	810543419	LIFT MAINTENANCE-PIAZZA- 1/12 - 31/12/14	460.98				
		\$APINVOICE	193009677	LIFT MAINTENANCE-PIAZZA-FEB 15	484.02				
		\$APINVOICE	193021720	LIFT MAINTENANCE-PIAZZA-MARCH 15	484.02				
140584	31/03/2015	KONICA MINOLTA BUSINESS SOLUTIONS AUSTRALIA PTY LTD							7,913.28
		\$APINVOICE	83109686	COPIER FEES 03/01-02/02- LIBRARY	20.39				
		\$APINVOICE	1336250215	PHOTOCOPY CHARGES FEB15	7,892.89				
140585	31/03/2015	LAWRENCE & HANSON							330.00
		\$APINVOICE	251333	8X PIT MAIN EARTH W/LID	330.00				

Payment Details by Invoice

MUNICIPAL FUND



From Period 9 **To Period 9** **From Date** **1/03/2015** **To Date** **31/03/2015**

<i>Cheque/EFT Number</i>	<i>Payment Date</i>	<i>Payee</i>	<i>Invoice Number</i>	<i>Payment Details</i>	<i>Amount</i>	<i>Discount</i>	<i>Retention</i>	<i>Payment Amount</i>
140586	31/03/2015	STATE LIBRARY OF WA						123.20
\$APINVOICE			R1007386	LOST & DAMAGED ITEMS	123.20			
140587	31/03/2015	LIGHT APPLICATIONS						7,656.00
\$APINVOICE			00012478	SUPPLY-8 X PHILIPS ROADSTAR ST LIGHT LED	7,656.00			
140588	31/03/2015	LO-GO APPOINTMENTS						3,426.99
\$APINVOICE			00043450	SHIRLEY NAVONATU W/E 14/2/15	1,525.36			
\$APINVOICE			00043419	SHIRLEY NAVONATU W/E 7/2/15	1,901.63			
140589	31/03/2015	BUCHER MUNICIPAL PTY LTD						267.72
\$APINVOICE			791806	IX JOYSTICK CONTROLLERS	267.72			
140590	31/03/2015	MCINTOSH & SON						1,006.51
\$APINVOICE			1233424	4X MASTERTRAN ULTRACTION 20L	608.30			
\$APINVOICE			1234195	FSC FRICTION BODY/EXTENSION SPRING/FAN	106.20			
\$APINVOICE			1234474	CHUTE/FAN/DUST CAP/BLADES	292.01			
140591	31/03/2015	MAITLAND CONSULTING GROUP						5,170.00
\$APINVOICE			05003666	LIBRARY MEETING FACILITATION	5,170.00			
140592	31/03/2015	MAJOR MOTORS PTY LTD						388,198.47
\$APINVOICE			247797	2X FUEL TANK CAP	148.68			
\$APINVOICE			250579	1X ISUZU FSD 700-S LONG PREM AUTP-922PCC	193,616.50			
\$APINVOICE			250579-1	WEIGHBRIDGE & LICENCE FEES	355.65			
\$APINVOICE			254430-1	REGO/CTP INS&WEIGHBRIDGE FEE-LT255	307.35			
\$APINVOICE			255920	REAR CAB WINDOW SEAL, LT348	153.79			
\$APINVOICE			254430	SUPPLY 2 X2014 ISUZU FH FSD 700-S LONG	193,616.50			

Payment Details by Invoice

MUNICIPAL FUND



From Period 9 To Period 9 From Date 1/03/2015 To Date 31/03/2015

Cheque/EFT Number	Payment Date	Payee	Invoice Number	Payment Details	Amount	Discount	Retention	PPS	Payment Amount
140593	31/03/2015	MARKETFORCE LTD							23,345.05
\$APINVOICE			16119	ADVERTISING-TRAIN LINES UPDATES	793.09				
\$APINVOICE			16117	ADVERTISING-VALENTINES DAY	1,145.53				
\$APINVOICE			16136	ADVERTISING-GENERAL	1,320.00				
\$APINVOICE			16138	ADVERTISING-GENERAL	104.87				
\$APINVOICE			16118	ADVERTISING-VALENTINES DAY	300.49				
\$APINVOICE			16131	ADVERTISING-GENERAL	385.00				
\$APINVOICE			16132	ADVERTISING-GENERAL	4,519.78				
\$APINVOICE			16137	ADVERTISING-GENERAL	704.00				
\$APINVOICE			16122	ADVERTISING-DESTINATIONS 14/15	484.13				
\$APINVOICE			16135	MEDIA FEE-OMD INVOICE 27979	137.50				
\$APINVOICE			16128	APRIL EASTER ONLINE BANNER	194.29				
\$APINVOICE			16124	ONLINE CONTENT MARKETING	2,064.12				
\$APINVOICE			16127	EAT DRINK PERTH 2015	3,279.11				
\$APINVOICE			16123	ONLINE CONTENT MARKETING-PHASE 2BARS&RES	4,051.89				
\$APINVOICE			16130	MEIDA FEE-OMD INVOICE 27974	440.00				
\$APINVOICE			16129	NBRIDGE PIAZZARAMA APRIL EASTER PRESS	502.81				
\$APINVOICE			16133	MEDIA FEE-OMD INVOICE 27978	556.60				
\$APINVOICE			16120	EDP 2015 LIFT OUT OBC	574.39				
\$APINVOICE			16121	NBRIDGE PIAZZARAMA PRESS-ROUND 2	624.18				
\$APINVOICE			16141	COP GIANTS LIFT OUT	745.57				
\$APCREDIT			16168	MARKETFORCE LTD-INV 15636	(443.32)				
\$APINVOICE			16383	PURCHASE 6 TICKETS DURING EDP	861.02				
140594	31/03/2015	OPTIMUM MEDIA DECISIONS							85,906.59
\$APINVOICE			27982	YOUR GUIDE TO PERTH & FREMANTLE	971.63				
\$APINVOICE			27981	VALENTINE DAY 2015 92.9 & 94.5FM	6,515.95				
\$APINVOICE			27977	ADSHL & APN TRANSIT PERTH	41,833.26				
\$APINVOICE			27976	DESTINATION TRAIN LINE-YAHOO	3,599.10				
\$APINVOICE			27980	VALENTINE DAY 2015	12,339.77				
\$APINVOICE			27979	ADVERTISING-KIDS IN PERTH-PIAZZARAMA	1,272.65				
\$APINVOICE			27975	ADVERTISING-DESTINATIONS 2014/15	10,150.10				
\$APINVOICE			27974	ADVERTISING-GIANTS	4,072.46				
\$APINVOICE			27978	ADVERTISING-PIAZZA FILMS NRTHBDGE	5,151.67				

Payment Details by Invoice

MUNICIPAL FUND



From Period 9 To Period 9 From Date 1/03/2015 To Date 31/03/2015

Cheque/EFT Payment Date Payee

Cheque/EFT Number	Payment Date	Payee	Invoice Number	Payment Details	Amount	Discount	Retention	PPS	Payment Amount
140595	31/03/2015	MERCURY							1,022.03
\$APINVOICE			4044120/3	FEB 2015 COURIER FEES- LM	52.14				
\$APINVOICE			4044120/9	COURIER SERVICES-MKT	251.88				
\$APINVOICE			4044120/5	COURIER CHARGES-CMS	46.79				
\$APINVOICE			4044120/7	COURIER CHARGES-EDU	28.79				
\$APINVOICE			M4044120/1	COURIER CHARGES-CR CHEN	19.18				
\$APINVOICE			M4044120/8	COURIER CHARGES-GOVERNANCE	94.07				
\$APINVOICE			4044120/4	COURIER CHARGES-CLS-FEB2015	49.33				
\$APINVOICE			4041132/1	COURIER CHARGES-COUNCILLORS OFFICE	423.72				
\$APINVOICE			4044120/6	COURIER CHARGES-CPP-FEB2015	56.13				
140596	31/03/2015	METRO FILTERS							184.60
\$APINVOICE			00051880	FILTER CLEANING SERVICE - COMMUNITY CTR	105.60				
\$APINVOICE			00051881	FILTER CLEANING SERVICE - CHILDCARE CTR	20.00				
\$APINVOICE			00052333	FILTER CLEANING SERVICES-ROD EVANS CNTR	29.50				
\$APINVOICE			00052812	FILTER CLEANING SERVICES-TOD EVANS	29.50				
140597	31/03/2015	MICHAEL PAGE INTERNATIONAL							35,043.99
\$APCREDIT			15964	INVOICE 14597	(636.53)				
\$APINVOICE			14596	PAUL WARREN W/E 01/02/15	1,793.39				
\$APINVOICE			14597	DEB HEGARTY W/E 01/02/15	1,813.13				
\$APINVOICE			15962	PAUL WARREN W/E 08/02/15	2,988.98				
\$APINVOICE			17263	PAUL WARREN W/E 15/2/15	2,749.86				
\$APINVOICE			SIFP83166	RECRUITMENT & INTRODUCTION-J PALMISANO	14,042.16				
\$APINVOICE			17264	DEB HEGARTY W/E 15/2/15	221.82				
\$APINVOICE			18631	PAUL WARREN W/E 22/2/15	2,391.18				
\$APINVOICE			SIAP49570	CONTRACT FEES-KALAJZICH RACHAEL 23/02/15	9,680.00				
140598	31/03/2015	MISS MAUD							482.85
\$APINVOICE			90053360	CATERING - LEVEL 4 MORNING TEA	285.80				
\$APINVOICE			90053427	CATERING-PASTRIES-CPP	197.05				

Payment Details by Invoice

MUNICIPAL FUND



From Period 9 **To Period 9** **From Date** 1/03/2015 **To Date** 31/03/2015

<i>Cheque/EFT Number</i>	<i>Payment Date</i>	<i>Payee</i>	<i>Invoice Number</i>	<i>Payment Details</i>	<i>Amount</i>	<i>Discount</i>	<i>Retention</i>	<i>PPS</i>	<i>Payment Amount</i>
140599	31/03/2015	MINDARIE REGIONAL COUNCIL							173,078.73
\$APINVOICE			SINV-03247	TIP FEES 30 & 31 JAN 2015	8,926.18				
\$APINVOICE			SINV-03250	TIP FEES P/E 5/02/15	31,742.11				
\$APINVOICE			SINV-03254	TIP FEES P/E 12/2/15	39,819.72				
\$APINVOICE			SINV-03258	TIP FEES P/E 19/2/15	42,450.78				
\$APINVOICE			SINV-03262	TIP FEES P/E 28/2/15	50,139.94				
140600	31/03/2015	M P ROGERS & ASSOCIATES PTY LTD							186.82
\$APINVOICE			15419	CLAISEBROOK COVE RIVERWALLS FEB 2015	186.82				
140601	31/03/2015	SMC PNEUMATICS (AUSTRALIA) PTY LTD							327.55
\$APINVOICE			44.403621	REPAIRS TO BOLLARD RAM (MURRAY ST)	327.55				
140602	31/03/2015	LAUNDRY EXPRESS							349.80
\$APINVOICE			00008193	NAPPY SERVICES-CITIPLACE CHILDCARE	349.80				
140603	31/03/2015	NEVERFAIL SPRINGWATER CO P/L							1,076.95
\$APINVOICE			458987	7X 15L BOTTLED WATER-HAROLD BOAS GARDENS	53.20				
\$APINVOICE			449441	6X 15L BOTTLED WATER - THE NARROWS	59.40				
\$APINVOICE			449877	8X 15L BOTTLED WATER	60.80				
\$APINVOICE			478433	WATER BOTTLES & RENTAL CHARGES	214.80				
\$APINVOICE			488910	SUPPLY BOTTLED WATER-PLS GARDEN SHED	45.60				
\$APINVOICE			249729	6X 15L BOTTLED WATER-SUPREME COURT GDNS	76.80				
\$APINVOICE			280439	3X 15L BOTTLED WATER-SUPREME COURT GDNS	38.40				
\$APINVOICE			974160	SUPPLY BOTTLED WATER-PLS DEPOT	128.25				
\$APINVOICE			280438	SUPPLY BOTTLED WATER-PLS DEPOT	219.25				
\$APINVOICE			491070	FILTER WATER FOR SUPREME CRT GDNS	180.45				
140604	31/03/2015	NORMAN DISNEY & YOUNG							4,400.00
\$APINVOICE			0005627	CONSULTANCY-SWITCH UPGRADE	4,400.00				

Payment Details by Invoice

MUNICIPAL FUND



From Period 9 **To Period 9** **From Date** **1/03/2015** **To Date** **31/03/2015**

<i>Cheque/EFT Number</i>	<i>Payment Date</i>	<i>Payee</i>	<i>Invoice Number</i>	<i>Payment Details</i>	<i>Amount</i>	<i>Discount</i>	<i>Retention</i>	<i>Payment Amount</i>
140605	31/03/2015	OTIS ELEVATOR CO PTY LTD						1,430.86
\$APINVCE			1397236	MAINT-CITY STATION CONCOURSE-1/4-30/6/15	1,430.86			
140606	31/03/2015	PARALLAX PRODUCTIONS PTY LTD						6,848.12
\$APINVCE			INV-0104	NORTH END MURAL 90 SQM	3,926.52			
\$APINVCE			INV-0108	TIMBER MAINTENANCE	2,921.60			
140607	31/03/2015	REINO INTERNATIONAL						15,298.96
\$APINVCE			INV0021089	AUTOTRAX SERVER MAINTENANCE - FEB 2015	1,650.00			
\$APINVCE			INV0021060	TICKET MACHINE PARTS	12,996.72			
\$APCREDIT			CREDIT1236	INVOICE INV0021060	(2,246.37)			
\$APINVCE			0021236A	P/N 820-0000-1351-A-TX ESCROW MUNZPRUFER	2,568.61			
\$APINVCE			INV0021225	SERVICE REPORT 13/02/2015	330.00			
140608	31/03/2015	PEDERSENS HIRE & STRUCTURES PTY LTD						1,070.30
\$APINVCE			38240	100X CHAIR PADDED ROMANCE SEBEL	1,070.30			
140609	31/03/2015	PENNANT HOUSE						845.90
\$APINVCE			00027332	REPAIRS TO NARROWS FLAG	269.50			
\$APINVCE			00027348	2X CITY OF VASTO FLAGS	576.40			
140610	31/03/2015	PERTH AUDIOVISUAL						572.00
\$APINVCE			67559	AUDIOVISUAL TECHNICIAN-PIAZZA 7/2/15	572.00			
140611	31/03/2015	PIRTEK						2,263.91
\$APINVCE			MAL116495	JETWASH HOSE ASSEMBLY/NIPPLE	2,204.14			
\$APINVCE			MAL116529	SUPPLY-HYDRAULIC HOSE, RS355	59.77			

Payment Details by Invoice

MUNICIPAL FUND



From Period 9 To Period 9 From Date 1/03/2015 To Date 31/03/2015

<i>Cheque/EFT Number</i>	<i>Payment Date</i>	<i>Payee</i>	<i>Invoice Number</i>	<i>Payment Details</i>	<i>Amount</i>	<i>Discount</i>	<i>Retention</i>	<i>Payment Amount</i>
140612	31/03/2015	AMBIUS (RENTOKIL)						5,235.11
\$APINVOICE			21177874	PLANT RENTAL - 140 WILLIAM ST MAR 2015	331.76		PPS	
\$APINVOICE			21179409	PLANT MAINTENANCE-COUNCIL HOUSE	4,903.35			
140613	31/03/2015	POCKETPHONE COMMUNICATIONS						675.00
\$APINVOICE			62463MH	REFIT PHONE KIT X4	600.00		PPS	
\$APINVOICE			62473MH	THB MICRO USB CABLE	75.00			
140614	31/03/2015	POOLEGRAVE ENGRAVERS WA						343.37
\$APINVOICE			00003194	NAME PLATES & HOLDERS	166.23		PPS	
\$APINVOICE			00003403	9 NAME PLATES	177.14			
140615	31/03/2015	P & L O'CALLAGHAN & SONS PAINTING CONTRA						9,688.12
\$APINVOICE			3122	PAINTING-MURRAY ST MALL FURNITURE	4,931.27	123.28	PPS	
\$APINVOICE			3123	PAINTING AT MURRAY AND HAY ST	5,005.26	125.13		
					248.41			
140616	31/03/2015	PROPERTY COUNCIL OF AUSTRALIA						660.00
\$APINVOICE			250315	REG-MULTI UNIT RES DEV-K HARRISON	660.00		PPS	
140617	31/03/2015	PSYCO SANDS						20,090.93
\$APINVOICE			623	TREE WATERING - FEB 2015	20,090.93		PPS	
140618	31/03/2015	CEI PTY LTD T/AS RAECO						181.13
\$APINVOICE			456347	4X SINGLEFOLD MATT 230MMX25M	181.13		PPS	
140619	31/03/2015	RALPH BEATTIE BOSWORTH PTY LTD						1,520.00
\$APINVOICE			00129884	WELLINGTON ST KSI ESTIMATE	1,520.00		PPS	

Payment Details by Invoice

MUNICIPAL FUND



From Period 9 **To Period 9** **From Date** 1/03/2015 **To Date** 31/03/2015

Cheque/EFT Number **Payment Date** **Payee** **Payment Amount**

140620 31/03/2015 ROBINSON BUILDTECH 44,053.95

<u>Invoice Number</u>	<u>Payment Details</u>	<u>Amount</u>	<u>Discount</u>	<u>Retention</u>	<u>PPS</u>
\$APINVCE	TI13002	REPLACE TOILET SEATS-WELLINGTON SQU PT	350.85		
\$APINVCE	TI13006	LEVEL 6 ALTERATIONS	3,524.95		
\$APINVCE	TI13007	REARRANGE FURNITURE - COUNCIL HOUSE	239.25		
\$APINVCE	TI12940	REPAIR DAMAGED PAVER - COUNCIL HOUSE	202.40		
\$APINVCE	TI12809	TAP REPLACEMENT - COUNCIL HOUSE	143.11		
\$APINVCE	TI13222	REMOVAL & DISPOSAL OF RUBBISH-PIER ST CP	2,231.74		
\$APINVCE	TI12831	REPLACE GLASS PANEL-STATE LIB CP	3,898.62		
\$APINVCE	66611	SANI PUMP SYSTEM-MAYFAIR ST	1,861.75		
\$APINVCE	66561	REPLACE URINAL-PIER ST CP	11,747.59		
\$APINVCE	TI12813	NEW INLET VALVE-CITY STATION COMM CTR	158.51		
\$APINVCE	TI12815	LEAKING AIRCON UNIT-CITY STATION CONCUR	180.40		
\$APINVCE	TI12816	TOILET ROLL HOLDER-WELLINGTON SQ PUBLIC	180.40		
\$APINVCE	66628	WATERLESS URINAL-CITY PLACE REST CTR	2,471.15		
\$APINVCE	TI12812	INSTALL NEW TOILET SEAT-CULTURAL CTR	536.70		
\$APINVCE	TI13096	HINGES & LOCK-PIER ST	90.20		
\$APINVCE	TI13097	TOILET WITH NO BLOCKAGE-CULTURAL CTR CP	92.51		
\$APINVCE	66549	REMOVAL OF INFO STAND-HAY ST MALL	980.38		
\$APINVCE	TI13228	LABOUR AFTER HOURS 21/2/15	1,685.20		
\$APINVCE	TI13227	LABOUR FOR QUEENS GDN BAND HALL	138.77		
\$APINVCE	TI13211	DAMAGED FLOOR BOARDS-PERTH TOWN HALL	180.40		
\$APINVCE	TI13229	REPAIR BROKEN PAVERS-PERTH CONCERT HALL	196.90		
\$APINVCE	TI13225	RE-SECURED LOOSE SPOUTS-CHILDCARE CTR	205.70		
\$APINVCE	TI13232	INSTALLED PEEP HOLES-2A PLAIN STREET	264.62		
\$APINVCE	TI13214	BLOCKED DRAINS-ROE ST CP	277.53		
\$APINVCE	TI13218	RPZD BACKFLOW DEVICE-GODERICH ST	277.53		
\$APINVCE	TI13220	FEMAL TOILET-COUNCIL HOUSE	377.30		
\$APINVCE	TI13231	REPAIR WORK-COUNCIL HOUSE	4,439.51		
\$APINVCE	TI13212	WELLINGTON SQ PUBLIC TOILETS	473.81		
\$APINVCE	TI13226	PUBLIC TOILET-SUPREME CRT GDN	539.72		
\$APINVCE	TI13233	ADJUSTED HINGES-PIER ST CP	90.20		
\$APINVCE	TI13223	REPAIR PUBLIC TOILETS-CULTURAL CNTR	582.96		
\$APINVCE	66544	COUNCIL HOUSE-VARIOUS WORKS	5,433.29		

Payment Details by Invoice

MUNICIPAL FUND



From Period 9 **To Period 9** **From Date** 1/03/2015 **To Date** 31/03/2015

<i>Cheque/EFT Number</i>	<i>Payment Date</i>	<i>Payee</i>	<i>Invoice Number</i>	<i>Payment Details</i>	<i>Amount</i>	<i>Discount</i>	<i>Retention</i>	<i>Payment Amount</i>
140621	31/03/2015	ROBOWASH PTY LTD						341.00
\$APINVCE			S106970	SERVICE ROBOWASH R10397	341.00		PPS	
140622	31/03/2015	GALVIN PLUMBING SUPPLIES						72.89
\$APINVCE			P1716328	1X STOPGARD PIPE REPAIR KIT 50X3.0M	72.89		PPS	
140623	31/03/2015	ST JOHN AMBULANCE AUSTRALIA						166.54
\$APINVCE			INV0071929	FIRST AID COVER - PIAZZARAMA 1/2/15	166.54		PPS	
140624	31/03/2015	FUJI XEROX BUSINESSFORCE PTY LTD						3,882.98
\$APINVCE			1062927	STORAGE CHARGES	88.00		PPS	
\$APINVCE			1062925	INFRIGMENT REMINDERS&FINAL DEMANDS	258.81			
\$APINVCE			1062923	INFRIGMENT REMINDERS&FINAL DEMANDS	272.27			
\$APINVCE			1062926	INFRIGMENT REMINDERS&FINAL DEMANDS	373.69			
\$APINVCE			1062924	INFRIGMENT REMINDERS&FINAL DEMANDS	394.04			
\$APINVCE			2063154	PARKING FINES REMINDER NOTICES	1,153.94			
\$APINVCE			2063151	PARKING FINES-FINAL NOTICES	249.71			
\$APINVCE			2063153	PARKING FINES-REMINDER NOTICES	514.13			
\$APINVCE			2063152	PARKING FINES - REMINDER NOTICES	578.39			
140625	31/03/2015	CANNON HYGIENE AUSTRALIA P/L						533.76
\$APINVCE			00044600	SERVICE-SANITARY BIN COUNCIL HSE	514.40		PPS	
\$APINVCE			00043872	SANITARY UNIT MONTHLY SERVICE FROM1/1/15	19.36			
140626	31/03/2015	SATELLITE SECURITY SERVICE						578.50
\$APINVCE			J205828	SAFE CARD READER CALL OUT-29/1/15 DEPOT	120.00		PPS	
\$APINVCE			J205870	AREA 1 ARMING CHANGES - DEPOT	40.00			
\$APINVCE			00012978	ALARM CALL OUT - DEPOT 7/2/15	118.50			
\$APINVCE			J205881	FIXED CAMERA PROBLEM ON CAMERA 5	300.00			

Payment Details by Invoice

MUNICIPAL FUND



From Period 9 **To Period 9** **From Date** 1/03/2015 **To Date** 31/03/2015

<i>Cheque/EFT Number</i>	<i>Payment Date</i>	<i>Payee</i>	<i>Invoice Number</i>	<i>Payment Details</i>	<i>Amount</i>	<i>Discount</i>	<i>Retention</i>	<i>Payment Amount</i>
140627	31/03/2015	SCAFFIDI LISA	200315	REIMB OF EXPENSES- G'DAY USA-L SCAFFIDI	2,584.07			2,584.07
140628	31/03/2015	SCHINDLER LIFTS PTY LTD	90536724	LIFT SERVICE-PERTH TOWN HALL	578.77			578.77
140629	31/03/2015	SCOPE SPORTSWEAR	1189	15X NAVY BLUE HAT	544.50			544.50
140630	31/03/2015	SEADAN SECURITY & ELECTRONICS	943857	4X PROXPOINT PROXIMITY CARD READER	404.00			404.00
140631	31/03/2015	RANDSTAD PTY LTD						1,447.77
			RA1759790	RADHA DEEPCHAND W/E 15/2/15	522.81			
			RA1766886	R DEEPCHAND W/E 22/02/2015	361.94			
			RA1771328	TIMEA GALFI W/E 22/2/15	563.02			
140632	31/03/2015	SHADE EXPERIENCE	13426	REPAIR DEPOT SHADE SAIL	682.00			682.00
140633	31/03/2015	SHANNON DE BIE T/AS PRO SOUND PRODUCTIONS						1,391.00
			00000931	AUDIO TECH & EQUIP HIRE-PIAZZARAMA 1/2	484.00			
			00000941	SAMSON MDR1248 MIXER WITH DSP/SERVICE	610.00			
			00000951	PIANIST FOR VASTO RECEPTION	297.00			
140634	31/03/2015	SILVERFERN COMPUTERS PTY LTD	00011404	1X CITRIX NETSCALER GATEWAY	1,457.50			1,457.50

Payment Details by Invoice

MUNICIPAL FUND



From Period 9 **To Period 9** **From Date** 1/03/2015 **To Date** 31/03/2015

<i>Cheque/EFT Number</i>	<i>Payment Date</i>	<i>Payee</i>	<i>Invoice Number</i>	<i>Payment Details</i>	<i>Amount</i>	<i>Discount</i>	<i>Retention</i>	<i>Payment Amount</i>
140635	31/03/2015	IMAGELAB						627.00
\$APINVCE			00001590	1X CAPTURE/DIGITISATION	627.00			
140636	31/03/2015	SPANDEX ASIA PACIFIC P/L						1,603.12
\$APINVCE			1221226419	VINYL/INKS/PIN STRIPING	1,603.12			
140637	31/03/2015	SPLASH PROMOTIONS						429.00
\$APINVCE			00100506	500XPAPER STICKER-WASH YOUR HANDS	429.00			
140638	31/03/2015	STATEWIDE CLEANING SUPPLIES						820.14
\$APINVCE			B261674	SUPPLY CLEANING PRODUCTS	230.56			
\$APINVCE			B262258	ASSORTED CLEANING PRODUCTS	589.58			
140639	31/03/2015	STICKERWORLD PTY LTD T/ASMARK-IT FRIDGE MAGNETS						1,980.00
\$APINVCE			00049441	19000 ASSORTED LIBRARY LABELS	1,980.00			
140640	31/03/2015	CSP GROUP PTY LTD T/AS STIHL SHOP OSBORNE PARK						362.15
\$APINVCE			37030#3	2X HANDLE MOLDING	33.10			
\$APINVCE			37117#3	GROMMET/BACK REST PAD/CUTTER BLADE	191.05			
\$APINVCE			37162#3	1X 600MM BLADE HS56	138.00			
140641	31/03/2015	SUPALUX PAINT CO PTY LTD						821.70
\$APINVCE			P21134	PAINT	821.70			
140642	31/03/2015	THE TRAMPOLINE MAN						4,620.00
\$APINVCE			B6576	SUPPLY-SIGN COVERS/PLASTIC SLEEVE SX100	4,620.00			

Payment Details by Invoice

MUNICIPAL FUND



From Period 9 To Period 9 From Date 1/03/2015 To Date 31/03/2015

<i>Cheque/EFT Number</i>	<i>Payment Date</i>	<i>Payee</i>	<i>Invoice Number</i>	<i>Payment Details</i>	<i>Amount</i>	<i>Discount</i>	<i>Retention</i>	<i>PPS</i>	<i>Payment Amount</i>
140643	31/03/2015	SEKURE PTY LTD							1,839.75
\$APINVC			5227	14X PROXIMITY CARD	346.50			PPS	
\$APINVC			5295	BASEMENT DOOR MAINTENANCE	288.75				
\$APINVC			5340	ALARM MONITORING 20/2-19/6 REST CENTRE	132.00				
\$APINVC			5341	SECURITY MONITORING-REGAL PLACE DR	132.00				
\$APINVC			5344	SECURITY MONITORING-20/2-19/6/15-CNCL HS	132.00				
\$APINVC			5492	CONNECT SYSTEMS PLAIN ST/FORREST PL-CH	808.50				
140644	31/03/2015	WATERLOGIC AUSTRALIA PTY LTD							105.60
\$APINVC			00876867	EQUIPMENT RENTAL FEB 2015-CITY STN SHP 2	55.00			PPS	
\$APINVC			00878929	EQUIP RENTAL FEB 2015-ROD EVANS CENTRE	50.60				
140645	31/03/2015	THE WORKERS SHOP							149.00
\$APINVC			B2626	SUPPLY SAFETY SHOES-J NAUMOVSKI	149.00			PPS	
140646	31/03/2015	TOOLMART AUSTRALIA PTY LTD							170.00
\$APINVC			0211922342	1/2T COMEALONG	170.00			PPS	
140647	31/03/2015	TOTAL EDEN PTY LTD							8,712.21
\$APINVC			7478078	SUPPLY LID VALVE BOX RECT-RAINBIRD GREEN	183.74			PPS	
\$APINVC			7494236	IRRIGATION SUPPLIES	594.44				
\$APINVC			7509629	IRRIGATION SUPPLIES	565.24				
\$APINVC			7506942	IRRIGATION SUPPLIES	1,118.74				
\$APINVC			7514484	FORESHORE CONTROLLER MAINTENANCE	637.49				
\$APINVC			7522282	6X SPRINKLER GEAR DRIVE	83.20				
\$APINVC			7520481	SUPPLY FITTINGS-FLOW TESTER	78.27				
\$APINVC			7521743	SUPPLY-RAINBIRD COILS	83.60				
\$APINVC			7525550	SERVICE CALL FOR SPRINKLERS	514.82				
\$APINVC			7532038	INSTALL SD CONTROL SYS-KINGS PK RD	4,810.30				
\$APINVC			7536097	1X VALVE CHECK PHILMAC POLY 50MM	42.37				

Payment Details by Invoice

MUNICIPAL FUND



From Period 9 To Period 9 From Date 1/03/2015 To Date 31/03/2015

Cheque/EFT Number	Payment Date	Payee	Invoice Number	Payment Details	Amount	Discount	Retention	PPS	Payment Amount
140648	31/03/2015	T-QUIP							3,358.10
		\$APINVCE	51991#12	V-BELT/FILTER	78.80				
		\$APINVCE	52047#12	BEARING/SEAL	23.65				
		\$APINVCE	52040#12	SEAL/BEARINGS/RETAINER/HOSE/SILENT BLOCK	396.35				
		\$APCREDT	52048\$2047	INVOICE 52047#12	(7.70)				
		\$APINVCE	52181#10	ASSORTED BLADES/BB KIT	970.10				
		\$APINVCE	52515#5	FILTER	1,869.80				
		\$APINVCE	52562#5	1X FILTER AIR OUTER	27.10				
140649	31/03/2015	TOURISM COUNCIL WA							130.00
		\$APINVCE	BM108	BREAKFAST-TOURISM MINISTER	130.00				
140650	31/03/2015	TUART HILL DRYCLEANERS							766.50
		\$APINVCE	240215	DRYCLEANING SERVICES-CPP	766.50				
140651	31/03/2015	ULTIMO CATERING & EVENTS							9,007.96
		\$APINVCE	00396729	CATERING - COUNCIL BUFFET 3/2/15	946.69				
		\$APINVCE	00396999	CATERING-WALGA	1,136.08				
		\$APINVCE	00396986	CATERING - COUNCIL BUFFET 24/2/15	946.69				
		\$APINVCE	00397107	VASTO DINNER FOR 100 PEOPLE	5,978.50				
140652	31/03/2015	URBANSTONE PTY LTD							47,330.25
		\$APINVCE	414499CN	990X PCC700 400X400X60 SHOTBLASTED SLABS	8,363.52				
		\$APINVCE	414499CO	900X PCC700 400X400X60 SHOTBLASTED SLABS	7,603.20				
		\$APINVCE	414499CP	720X PCC700 400X400X60 SHOTBLASTED SLABS	6,082.56				
		\$APINVCE	414499CQ	990X PCC700 400X400X60 SHOTBLASTED SLABS	8,363.52				
		\$APINVCE	419828AB	11X PIT LID	1,520.97				
		\$APINVCE	428221AA	1440X PCC700 400X200X60 SHOTBLASTED SLAB	7,032.96				
		\$APINVCE	414499CR	990X PCC700 400X400X60 SHOTBLASTED SLABS	8,363.52				

Payment Details by Invoice

MUNICIPAL FUND



From Period 9 **To Period 9** **From Date** 1/03/2015 **To Date** 31/03/2015

<i>Cheque/EFT Number</i>	<i>Payment Date</i>	<i>Payee</i>	<i>Invoice Number</i>	<i>Payment Details</i>	<i>Amount</i>	<i>Discount</i>	<i>Retention</i>	<i>Payment Amount</i>
140653	31/03/2015	VALVOLINE (AUSTRALIA) PTY LTD			152.34			152.34
\$APINVOICE			2594175	SUPPLY-20L GEAR OIL, LD201				
140654	31/03/2015	VERNON AND HANNA PANEL BEATING			2,599.22			2,599.22
\$APINVOICE			3892	VEHICLE REPAIRS - TOYOTA HILUX 1EKL577	508.20			
\$APINVOICE			3912	INSURANCE EXCESS - 1ELR122 REPAIRS	1,000.00			
\$APINVOICE			3972	VEHICLE REPAIRS - VW TRANSPORT 1ERQ649	132.00			
\$APINVOICE			3915	INSURANCE EXCESS-919PCC-CLAIM 1173	959.02			
140655	31/03/2015	VOICE X COMMUNICATIONS			416.00			416.00
\$APINVOICE			00046341	1X PLANTRONICS HEADSET/CABLE				
140656	31/03/2015	WP CROWHURST P/L SOLVER PAINTS			535.70			535.70
\$APINVOICE			14232686	1X 10L SOLVER CEILING WHITE	62.70			
\$APINVOICE			14232841	10L SOLVER CEILING WHITE	62.70			
\$APINVOICE			14442339	PAINT & ROLLER	127.91			
\$APINVOICE			14233138	PAINT ROLLERS & TRAY	36.56			
\$APINVOICE			14233285	1X 10L SOLVER DURAGUARD LS BLACK	112.20			
\$APINVOICE			14233493	VARIOUS PAINT&PAINTING IMPLEMENTS	133.63			
140657	31/03/2015	UNITED EQUIPMENT PTY LTD T/AS UNITED FORKLIFT AND ACCI			469.70			469.70
\$APINVOICE			SVC0398407	SERVICE TO CROWN PALLET LIFT	198.00			
\$APINVOICE			SVC0395891	SERVICE TO CE ELECTRIC PALLET JACK	271.70			
140658	31/03/2015	WA HINO SALES & SERVICES			363.90			363.90
\$APINVOICE			HTFS93697	5000KM SERVICE - HINO TRUCK 917PCC	363.90			
140659	31/03/2015	WA LIBRARY SUPPLIES			1,330.00			1,330.00
\$APINVOICE			00107333	2X DOUBLE DECK TROLLEY & CASTORS	1,330.00			

Payment Details by Invoice

MUNICIPAL FUND



From Period 9 To Period 9 From Date 1/03/2015 To Date 31/03/2015

<i>Cheque/EFT Number</i>	<i>Payment Date</i>	<i>Payee</i>	<i>Invoice Number</i>	<i>Payment Details</i>	<i>Amount</i>	<i>Discount</i>	<i>Retention</i>	<i>PPS</i>	<i>Payment Amount</i>
140660	31/03/2015	WARP GROUP							62,295.06
\$APINVCE			8261539	TRAFFIC CONTROLLERS - RIVERSIDE DVE	1,457.70				
\$APINVCE			8261538	TRAFFIC CONTROLLERS - ST GEORGES TCE	1,508.75				
\$APINVCE			8261537	TRAFFIC CONTROLLERS - ADELAIDE TCE	3,130.80				
\$APINVCE			8261536	TRAFFIC CONTROLLERS - WELLINGTON ST	8,262.20				
\$APINVCE			8261540	SUPPLY-TRAFFIC CNTRLS-CLOSURE WILLIAM ST	499.14				
\$APINVCE			8261696	TRAFFIC CONTROLLERS - RIVERSIDE DVE	1,707.26				
\$APINVCE			8261697	TRAFFIC CONTROLLERS - WELLINGTON STREET	10,186.09				
\$APINVCE			8261684	TRAFFIC CONTROLLERS - MOUNTS BAY RD 8/2	1,270.53				
\$APINVCE			8261685	TRAFFIC CONTROLLERS - HAY/COLIN STS 4/2	612.55				
\$APINVCE			8261814	TRAFFIC CONTROLLERS - MOUNTS BAY RD	1,559.80				
\$APINVCE			8261815	TRAFFIC CONTROLLERS - WELLINGTON ST	11,896.56				
\$APINVCE			8261812	TRAFFIC CONTROLLERS - MOORE STREET 10/2	459.41				
\$APINVCE			8261811	TRAFFIC CONTROLLERS - MOORE STREET 12/02	459.41				
\$APINVCE			8261816	TRAFFIC CONTROLLERS - WILLIAM STREET	453.75				
\$APINVCE			8261813	TRAFFIC CONTROLLERS - RIVERSIDE DVE	484.93				
\$APINVCE			8261695	TRAFFIC CONTROLLERS - ADELAIDE TCE	4,032.65				
\$APINVCE			8261968	TRAFFIC MANAGEMENT-HILL ST / HAY ST	1,352.77				
\$APINVCE			8261966	TRAFFIC MANAGEMENT-THOMAS ST WP	613.65				
\$APINVCE			8261969	TRAFFIC CONTROLLERS-RD CLOSURE WILLIAM	453.75				
\$APINVCE			8261948	TRAFFIC MANAGEMENT-WELLINGTON ST	1,168.39				
\$APINVCE			8261967	TRAFFIC CONTROLLERS AT WELLINGTON ST	10,724.97				
140661	31/03/2015	W.C. CONVENIENCE MANAGEMENT PTY LTD							55,512.41
\$APINVCE			00003462	ELDER ST EXELOO MAINTENANCE	298.21				
\$APINVCE			00003538	CLEANING-EXELOO TOILETS	4,004.00				
\$APINVCE			00003451	REPAIR ELECTRICAL COMPONENTS-SERVICE BAY	34,704.29				
\$APCREDIT			00003560	INVOICE# 3537 23/2/15	(715.26)				
\$APCREDIT			00003559	INVOICE# 3377 19/1/15	(715.26)				
\$APCREDIT			00003558	INVOICE# 3311 18/12/14	(4,291.58)				
\$APINVCE			00003311	EXELOO MAINTENANCE JUL-DEC	22,228.01				

Payment Details by Invoice

MUNICIPAL FUND



From Period 9 To Period 9 From Date 1/03/2015 To Date 31/03/2015

Cheque/EFT Number	Payment Date	Payee	Invoice Number	Payment Details	Amount	Discount	Retention	PPS	Payment Amount
140662	31/03/2015	WELLINGTON SURPLUS							1,960.09
\$APINVC			26187	IX MONGREL BOOTS - ANDRZES SOBIEJKO	138.00				
\$APINVC			28188	STEEL BLUE HOBART BOOTS - C MOTTESHEAD	146.85				
\$APINVC			28223	MONGREL HIKER SHOES - BARRY COUNSEL	129.10				
\$APCREDT			1453	INVOICES 27150 & 26970	(33.61)				
\$APINVC			28229	SHOES/SAFETY HELMETS	946.90				
\$APINVC			178677	SUPPLY SAFETY BOOTS/SOCKS-C BOWMAN	150.00				
\$APINVC			28217	SUPPLY WORK BOOTS-M ADASZKO	109.05				
\$APCREDT			1430	WELLINGTON SURPLUS-INV 166764	(5.90)				
\$APINVC			28247	SUPPLY - SAFETY BOOTS-S PASCO	379.70				
140663	31/03/2015	PUBLIC TRANSPORT AUTHORITY OF WA							352.00
\$APINVC			15055516	80X SKYWORKS VIP TRAVEL PASSES	352.00				
140664	31/03/2015	WEST AUSTRALIAN BALLET							798.00
\$APINVC			INV0246	TICKETS-ZIP ZAP ZOOM-BALLET AT THE QUARR	798.00				
140665	31/03/2015	WEST COAST TURF							3,680.60
\$APINVC			95263251	OZONE RESERVE TURF RENOVATION	3,680.60				
140666	31/03/2015	WEST AUSTRALIAN LOCAL GOVERNMENT ASSOC							659.95
\$APINVC			13049651	MAKING LOCAL LAWS - SARAH BEST	214.50				
\$APINVC			13048070	METRO REFORM BREAKFAST&WORKSHOP	55.00				
\$APINVC			13049265	MOBILE FOOD TRADING TRIAL	390.45				
140667	31/03/2015	WESTERN RESOURCE RECOVERY P/L							847.95
\$APINVC			546628	GREASETRAP - CNR ROYAL/TRAFALGAR STS	121.95				
\$APINVC			547143	GREASE TRAP - COUNCIL HOUSE	513.70				
\$APINVC			547666	GREASE TRAP CLEANS-WELLINGTON ST	212.30				

Payment Details by Invoice

MUNICIPAL FUND



From Period 9 **To Period 9** **From Date** 1/03/2015 **To Date** 31/03/2015

<i>Cheque/EFT Number</i>	<i>Payment Date</i>	<i>Payee</i>	<i>Invoice Number</i>	<i>Payment Details</i>	<i>Amount</i>	<i>Discount</i>	<i>Retention</i>	<i>PPS</i>	<i>Payment Amount</i>
140668	31/03/2015	WEST TIP WASTE CONTROL PTY LTD			21,073.36				21,073.36
\$APINVCE			00029946	TIPPING FEES FEB2014					
140669	31/03/2015	WH LOCATIONS SERVICES PTY LTD			10,803.38				10,803.38
\$APINVCE			00038627	PIPELINE SUPERVISION - WELLINGTON ST					
140670	31/03/2015	WORKERS WORLD			258.76				258.76
\$APINVCE			516452	5X POLO H/VIS LIME/NAVY L/SL	109.56				
\$APINVCE			5164257	SUPPLY SAFETY BOOTS-BLACK	149.20				
140671	31/03/2015	DOWNER EDJ WORKS			2,310.00				2,310.00
\$APINVCE			5522345	TWO MAN CREW TRAFFIC CONTROL - THOMAS ST					
140672	31/03/2015	MIKE ZIMMERMANN PHOTOGRAPHY			3,350.00				3,350.00
\$APINVCE			Z17913697	VASTO 25TH ANNIVERSARY PHOTOGRAPHY	3,350.00				

Payment Details by Invoice

MUNICIPAL FUND



From Period 9 To Period 9 From Date 1/03/2015 To Date 31/03/2015

<i>Cheque/EFT Number</i>	<i>Payment Date</i>	<i>Payee</i>	<i>Amount</i>	<i>Discount</i>	<i>Retention</i>	<i>Payment Amount</i>
Cancelled Payments						
105050	20/03/2015	LINCOLN TAN				(120.00)
		<i>Invoice Number</i>	<i>Payment Details</i>	<i>Amount</i>	<i>Discount</i>	<i>Retention</i>
\$CHEQUE		105050	INCORRECTLY PAID REF 4914627	(120.00)		PPS
108046	18/03/2015	SALVATION ARMY WA DIVISION				(45.00)
		<i>Invoice Number</i>	<i>Payment Details</i>	<i>Amount</i>	<i>Discount</i>	<i>Retention</i>
\$CHEQUE		108046	REFUND RESERVE PARKING	(45.00)		PPS
108078	19/03/2015	GIUSEPPE LOPOLO				(120.00)
		<i>Invoice Number</i>	<i>Payment Details</i>	<i>Amount</i>	<i>Discount</i>	<i>Retention</i>
\$CHEQUE		108078	HEALTHY LIFESTYLE-G LOPOLO	(120.00)		PPS
108103	6/03/2015	BUNNINGS-INNALOO				(168.47)
		<i>Invoice Number</i>	<i>Payment Details</i>	<i>Amount</i>	<i>Discount</i>	<i>Retention</i>
\$CHEQUE		108103	SUPPLY VARIOUS HARDWARE PRODUCTS	(168.47)		PPS
108148	24/03/2015	TEE-BALL ASSOCIATION OF WA				(5,000.00)
		<i>Invoice Number</i>	<i>Payment Details</i>	<i>Amount</i>	<i>Discount</i>	<i>Retention</i>
\$CHEQUE		108148	STATE TEE-BALL CHAMPIONSHIPS SPONSORSHIP	(5,000.00)		PPS
108170	19/03/2015	PUBUDU PREMACHANDRA				(15.00)
		<i>Invoice Number</i>	<i>Payment Details</i>	<i>Amount</i>	<i>Discount</i>	<i>Retention</i>
\$CHEQUE		108170	REFUND ACCESS CARD DEP-CONVENTION CNT CP	(15.00)		PPS
108238	25/03/2015	ELAINE A BIRD				(120.00)
		<i>Invoice Number</i>	<i>Payment Details</i>	<i>Amount</i>	<i>Discount</i>	<i>Retention</i>
\$CHEQUE		108238	TUESDAY MORNING SHOW 17/02/2015	(120.00)		PPS
139686	3/03/2015	SQUIRE PATTON BOGGS(AU)				(12,348.60)
		<i>Invoice Number</i>	<i>Payment Details</i>	<i>Amount</i>	<i>Discount</i>	<i>Retention</i>
\$FTP		139686	MATTER 60-1498437 LANEWAY DEATH	(12,348.60)		PPS
139722	3/03/2015	BOOTLEG COMEDY				(1,540.00)
		<i>Invoice Number</i>	<i>Payment Details</i>	<i>Amount</i>	<i>Discount</i>	<i>Retention</i>
\$FTP		139722	FAMOUS SHARRON MC HOSTING 17/1-CAT VIDEO	(1,540.00)		PPS

Payment Details by Invoice

MUNICIPAL FUND



From Period 9 **To Period 9** **From Date** 1/03/2015 **To Date** 31/03/2015

<i>Cheque/EFT Number</i>	<i>Payment Date</i>	<i>Payee</i>	<i>Invoice Number</i>	<i>Payment Details</i>	<i>Amount</i>	<i>Discount</i>	<i>Retention</i>	<i>PPS</i>	<i>Payment Amount</i>
139803	3/03/2015	HOUDINI LOCK SERVICE			(3,949.00)				(3,949.00)
\$FTP			139803	ABUS PADLOCKS AND KEYS					
139871	5/03/2015	REECES STRUCTURES AND GILKISONS EVENT HIRE			(20,090.40)				(20,090.40)
\$FTP			139871	1X 15X15M SHADE SAIL HIRE - SKYWORKS					
TOTAL PAYMENTS					17,480,209.34	4,973.07	11,241.34		17,485,839.33

Warrant of Payments

MUNICIPAL FUND

From Date 1/03/2015

To Date 31/03/2015



Summary:

Payments - Municipal Fund

17,485,839.33

LIGHTING TASKFORCE

TERMS OF REFERENCE

Introduction

In December 2014 the Perth City Council adopted a Lighting Strategy that provides a framework for future lighting initiatives for the private and public realms.

One of the primary actions in the Lighting Strategy is the establishment of a Lighting Taskforce to assist with implementation.

The Lighting Strategy recommended that the Lighting Taskforce should be small and comprise necessary degree of political and business community influence, design skills, technical knowledge and environmental awareness.

Membership

The recommended Taskforce membership is as follows:

- Elected Representative, City of Perth.
- Executive representative from the Property Council.
- The Director of Heritage Perth.
- Illuminating Engineering Society of Australia and New Zealand representative.
- State Government Architect or their representative.
- Senior representative from Metropolitan Redevelopment Authority.
- Managers or representative to be nominated by Directors.

Duration of Taskforce / Terms of Appointment

The initial duration of the Taskforce is 4 years, after which time the Council will review and recommend whether the work of the Taskforce has been completed or is required to continue and if so, for what duration.

The maximum term of appointment to the Taskforce will be for a two year period with a maximum of four continuous years, should a member be invited by the Council to continue for a second term.

Purpose of the Taskforce

The primary objective of the Lighting Taskforce is to improve the quality, consistency and efficiency of night lighting in the city. Members of the Taskforce should ensure that the subject of lighting is maintained on the agendas of those organisations whose decisions affect the development of the night time economy of the City.

During its initial 4 year term, the Taskforce will establish an Implementation Plan, guided by the Lighting Strategy Action Plan.

The following strategic lighting projects are identified in the existing Action Plan and will be further developed and refined under the guidance of the Taskforce:

1. Lighting Master Plan

The aim of the master plan is to capture the unique qualities of Perth by day and transfer these into a night time environment. The master plan provides a holistic approach by looking at lighting from the overall large-scale city pattern down to the micro environment of streets, parks, squares and buildings.

2. Good Lighting Practice Guide

The publication of a simple, freely available, guideline booklet that defines the basics of good lighting aimed at a wide range of people, trades and professions who become involved in the origination, specification and implementation of exterior lighting. The publication should address issues such as levels of illumination, glare control, avoidance of light pollution, sympathetic integration of lighting equipment within the architectural fabric, matching light colour to the colour of materials and energy efficiency. In addition, the guide will encourage the consistent use of a limited number of fittings to reduce asset management and whole of life maintenance costs.

3. Lighting and Planning

The Lighting Strategy will provide further guidance for the illumination of private development in the city. A proactive approach will be undertaken to ensure the lighting design of any new and existing buildings conform to the objectives and principles of the Lighting Strategy.

The City Planning Scheme No.2 (2004) provisions should be reviewed to reference the Lighting Strategy or alternatively, a policy could be developed to reference the approvals process. Guidelines for developers, architects and building owners will be developed to ensure appropriate lighting on private development in keeping with the overall city wide strategy.

SCHEDULE 6

4. Review Key Strategic Projects

Lighting of the main ceremonial route St Georges Terrace, boulevards Wellington Street and Roe Street and the lighting of West Perth are key strategic projects. It is recommended that the multi-function pole be included in the lighting upgrade to these streets to provide a unifying aesthetic.

The development of solar-powered lighting is a very tangible application of renewable energy resources and Sustainable Lighting Initiatives. Opportunities exist for solar or photo-voltaic (PV) lighting to be installed in the city's parks as a stand-alone system where a grid connection would prove difficult and expensive.

Resources

The Taskforce will be resourced by senior COP staff including the Principal Urban Designer. The Taskforce shall recommend whether additional resources, in particular, a Lighting Co-ordinator, is required to assist with the successful implementation the Lighting Strategy.

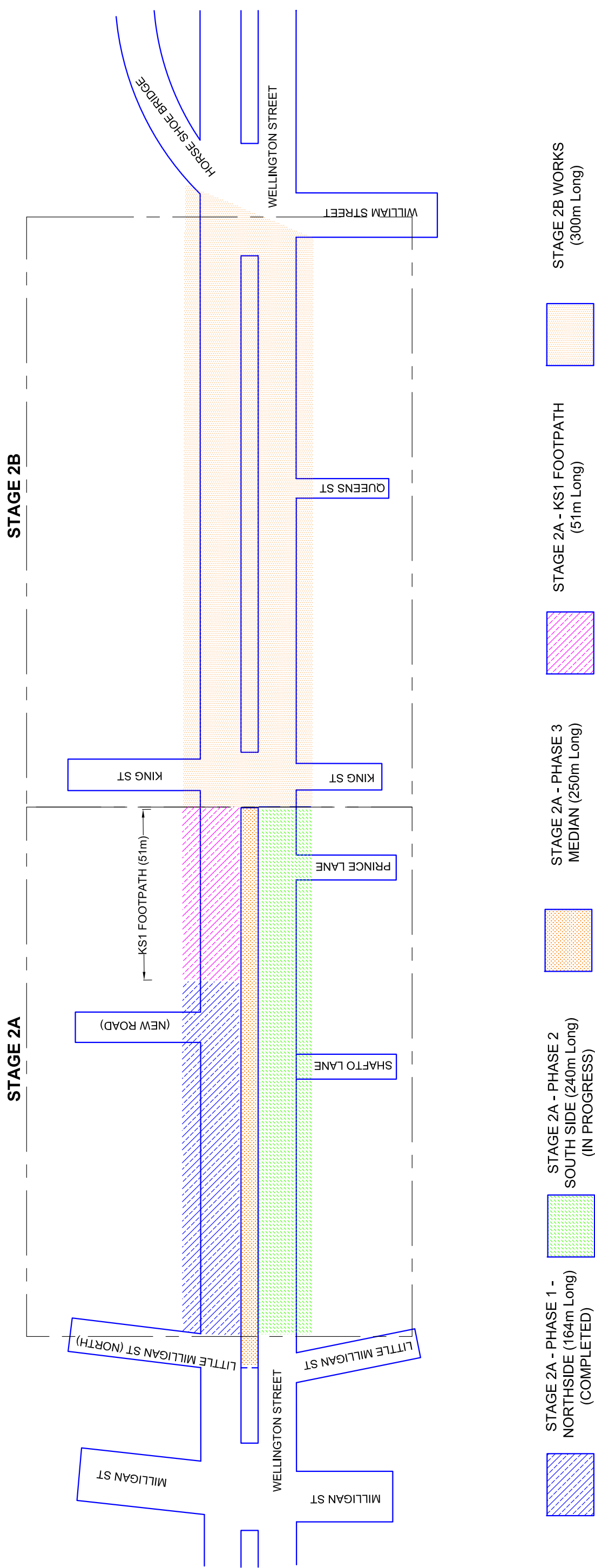
Meeting Frequency

The Taskforce will determine the frequency of meetings.

SCHEDULE 7

City of Perth Lighting Strategy Taskforce	
City Representative:	
Appointed:	
Term of Appointment:	
Role / Objective:	The Lighting Taskforce is required to provide independent technical advice and recommendations to the Council and should comprise the necessary degree of political and business community influence, design knowledge and environmental awareness. The Lighting Taskforce should be headed by a 'champion' who can ensure that the subject of lighting is maintained on the agendas of those organisations whose decisions affect the development of the night time economy of the City.
Convening Arrangements:	Convened by City of Perth Reports to Works and Urban Development Committee
Meeting Frequency /	The Taskforce will determine the frequency of meetings
Avg. Meeting Duration:	1.5 hrs.
Meeting Venue:	Committee Room 2, Council House
Sitting Fees / Reimbursements:	Nil
Organisation Contact:	Russell Kingdom, Manager City Design Ph. 9461 3161
Responsible Officer:	As above
Record Keeping:	P1024916

PROPOSED CONSTRUCTION STAGING PLAN FOR WELLINGTON STREET - STAGE 2 PROJECT





12 March 2015

Mr Gary Stevenson
 Chief Executive Officer
 City of Perth
 GPO Box C120
 Perth WA 6839

Our Ref: MRA-02195 / 469752

Dear Gary

PERTH CITY LINK: LETTER AGREEMENT BETWEEN THE CITY OF PERTH AND MRA FOR WELLINGTON STREET NORTHERN VERGE WORKS – KS1 & KS2 FRONTAGE

I refer to discussions between representatives from the City of Perth (the City) and Metropolitan Redevelopment Authority (MRA) in relation to the City's request for the MRA to engage its current works contractor (Civcon) to deliver additional Wellington Street northern verge landscaping works along the Kings Square Precinct frontage to buildings KS1 and KS2 (the Works) on behalf of the City.

Subject to MRA Board approval, this letter agreement (Agreement) sets out the terms and conditions upon which the MRA agrees to undertake the Works on behalf of the City.

The MRA and the City acknowledge that these Works are not part of the MRA's scope of works to be delivered as part of the Perth City Link project. The MRA has agreed to undertake these Works on the City's behalf on the understanding that the City will reimburse the MRA for all associated costs incurred.

The MRA has obtained the attached Schedule of Price prepared by Civcon for the Works totalling \$451,931.00 (excluding GST).

I confirm the following terms and conditions form part of this Agreement:

1. Civcon's price is based on the extent of works highlighted in the attached drawing SK-2001 (referred to as 'Area C'), with all construction details to be based on the Stage 2A landscape works recently completed by the MRA (via Civcon) on behalf of the City. The Works are an approximately 50m extension of the completed Stage 2A works to the same specification of finishes and materials;
2. A full 'Issue for Construction' drawing and specification document set is to be provided by the City as appropriate, reflecting the same detail and materials/finishes as per the completed Stage 2A landscape works;

HEAD OFFICE GPO Building Level 1, 3 Forrest Place, Perth WA
 P Locked Bag 8, Perth Business Centre, WA 6849

T +61 (0)8 6557 0700

F +61 (0)8 9281 6020

E reception@mra.wa.gov.au

W www.mra.wa.gov.au

ABN 69 902 571 142

3. Any variations to the scope forming the basis of the attached Civcon price will require approval from the City, with associated costs to be to the City's account;
4. Any associated costs not included in the attached Civcon price but reasonably incurred by the MRA in delivering the Works will be to the City's account, with substantiation of any such costs to be provided by the MRA;
5. The MRA will apply an administrative surcharge of 7.5% to all costs incurred by the MRA on behalf of the City;
6. Civcon's price to undertake the Works does not include MRA consultant costs to administer the works. The City is to allow for Project Management, Engineering and Superintendent fees and include an initial provisional sum estimate of \$30,000 (excluding GST), with actual final costs to be substantiated and claimed by the MRA;
7. Civcon's price to undertake the Works includes rates for additional mobilisation required and CPI allowance;
8. The Works will be coordinated by MRA's appointed external Project Managers, NS Projects. All issues relating to the construction of these works should be directed to Nick de Vries (ph: 6363 0824);
9. Superintendent for the Works will be the MRA's appointed engineering consultant, ARUP;
10. An 'As Constructed' drawing set is to be provided to the City by Civcon upon completion of the Works. Allowance for As Constructed drawings is included in the attached Civcon price;
11. The undertaking of the Works will remain subject to the terms and conditions contained in the MRA's existing contract with Civcon. If a variation to the Works is required, MRA's contract with Civcon provides for the associated cost to be agreed or determined by the Superintendent. In the event that the City does not agree with a variation cost determined in accordance with the MRA's contract, the MRA reserves the right to terminate the Works, with all associated and outstanding costs being payable by the City to the MRA upon demand;
12. The City will provide whatever reasonable assistance is requested to manage the implementation at no cost to the MRA, including resolution of design/technical issues and site inspections as appropriate;
13. It is acknowledged by the City and MRA that at the time of this Agreement the exact commencement date for construction of the Works is not yet known, being dependent on access to the area in question being made available upon cessation of the current obstruction permit granted to John Holland by the City for the construction of the KS1 building. A final programme is to be confirmed with all parties and agreed in due course, however it is expected that site access for commencement of the Works will be available from approximately July 2015. Civcon's current forecasted programme for the Works is 82 days from possession of site; and
14. Any costs associated with additional traffic management or adjusted works staging (to the extent not already quantified in the attached Civcon pricing schedule and programme) will be to the City's account.

The City's acceptance of the above terms and conditions is required prior to the MRA instructing Civcon to proceed to commence the Works (including procurement of materials).

If this Agreement is acceptable to the City, please countersign below and initial each page of the attached documents and return to the MRA. Should you wish to discuss anything contained in this Agreement, please do not hesitate to contact me.

Yours sincerely



Kieran Kinsella
Chief Executive Officer

The City of Perth accepts this Agreement, including the attachments referred to below, and is executed on behalf of the City of Perth by:


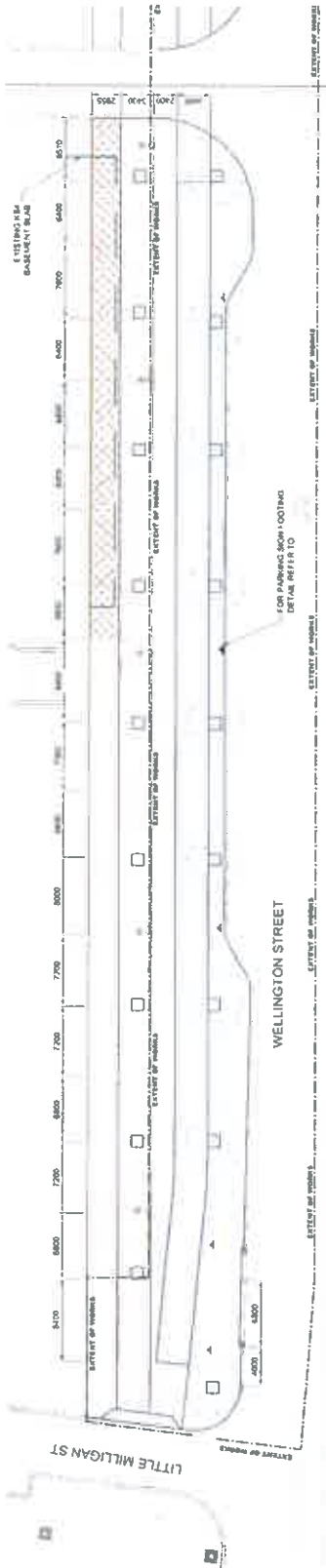
Gary Stevenson
Chief Executive Officer

Date

Attachments:

1. Drawing SK-2001 (extent of works)
2. Civcon Pricing Schedule

Item	Description	Unit	Quantity	Unit rate	Amount
	WELLINGTON STREET NORTHERN FOOTPATH AREA C				
1	Site Soil Conditioning Tree wells	No.	4	415.90	1,663.60
2	Pavement Type A- Granite	m2	200	746.75	149,350.00
3	Pavement Type B- Tactiles	m2			
4	Pavement Type C- Asphalt	m2	150	58.99	8,848.50
5	Pavement Type D- Granite Acrod	m2			
6	Pavement Type E- Temporary C of P	m2	3	148.00	444.00
7	Edge Type A- Barrier Kerb	Lm	50	850.16	42,508.00
8	Edge Type B- Mountable Kerb	Lm			N/A
9	Edge Type C- Flush Kerb	Lm			N/A
10	Edge Type D- Transition Kerb	Lm			N/A
11	Edge Type E- Granite Beam	Lm	100	491.93	49,193.00
12	Temporary Transition Kerb	Lm			N/A
13	Expansion Joint J9	Lm	32	94.81	3,033.92
14	Expansion Joint J10A	Lm	50	71.11	3,555.50
15	Expansion Joint J10B	Lm			N/A
16	Expansion Joint J14	Lm	150	23.70	3,555.00
17	Signs - CoP Standard Parking sign	No.	1	395.00	395.00
18	Aco Drain	Lm	50	579.36	28,968.00
19	City of Perth Tree Grate and Breathers	No.	4	3,630.30	14,521.20
20	Tree Planting (500 Litre pot)	No.	4	681.40	2,725.60
21	As Constructed Drawings (all works)	Item	1	2,074.00	2,074.00
22	OTHER ITEMS				
23	Stainless steel expansion joint material to granite paving - TO EXPANSION JOINTS J9, J10A,	m	82	112.58	9,231.56
24	Gas main weep holes in concrete slab and granite paving to ATCO and CoP requirements	each	63	136.29	8,586.27
25	HP Gas supervision/technician	Item	1	11,258.00	11,258.00
26	Additional supervision & project management	Item	1	36,619.00	36,619.00
27	Additional survey & set out	Item	1	5,184.50	5,184.50
28	Sample panels	Item	1	7,110.00	Excluded
29	Costs associated with bank guarantees for security	Item	1	2,513.07	2,513.07
30	Extention of Time (EOT) if applicable				N/A
31	50mm asphalt (14 dense grade aggregate) including all layers, tack coat (as per MRA contract item 5/2F)				N/A
32	Locate & protect existing services	Item	1	3,461.00	3,461.00
33	Traffic management	Item	1	43,948.80	43,948.80
34	Demolish existing kerbs, profile asphalt, scarify and recompact	Item	1	20,293.54	20,293.54
35	Re-mobilisation costs	Item	1	6,050.00	Rate Only
36	Site facilities - for 6 weeks	Item	1	5,280.00	Rate Only
37	Additional cost for work after May 2015 - 3.1% CPI increase	Item	1	14,009.86	Rate Only
38					
39					
	Total for project (excluding GST)				451,931
	GST for project (GST rate = 10.00)				45,193
	Total for project (including GST)				497,124



LEGEND	
	PROPOSED GRANITE KERB LINE
	KERB LINE BY OTHERS
	EXISTING CONCRETE KERB
	TEMPORARY KERB BY OTHERS
	PROPOSED TREE
	LIGHTPOLE TO BE INSTALLED BY MRA LOCATION TO BE INDICATED ONLY
	NOT INCLUDED IN CURRENT WORKS
	EXTENT OF WORKS
	JOINT TYPE J0 EXPANSION JOINT
	JOINT TYPE J10A
	JOINT TYPE J10B (FOR CONSTRUCTION OF FIRST PART OF STAGE 2A)
	JOINT TYPE J14 ISOLATION JOINT
	JOINT TYPE J9A
	PROPOSED 100mm THICK CONCRETE BASE FOR GRANITE FOOTPATH

Northern Verge Cof
Landscaping Area C
Extent of Works.
29.10.14
SK 2001

ALL DIMENSIONS TO BE AS SHOWN UNLESS OTHERWISE SPECIFIED.
ALL DIMENSIONS TO BE IN METERS UNLESS OTHERWISE SPECIFIED.
ALL DIMENSIONS TO BE TO FACE UNLESS OTHERWISE SPECIFIED.
ALL DIMENSIONS TO BE TO CENTERLINE UNLESS OTHERWISE SPECIFIED.
ALL DIMENSIONS TO BE TO CENTERLINE UNLESS OTHERWISE SPECIFIED.
ALL DIMENSIONS TO BE TO CENTERLINE UNLESS OTHERWISE SPECIFIED.
ALL DIMENSIONS TO BE TO CENTERLINE UNLESS OTHERWISE SPECIFIED.
ALL DIMENSIONS TO BE TO CENTERLINE UNLESS OTHERWISE SPECIFIED.
ALL DIMENSIONS TO BE TO CENTERLINE UNLESS OTHERWISE SPECIFIED.

WELLINGTON STREET ENHANCEMENT
LITTLE MILLIGAN ST TO KING ST (NORTHERN SECTION)
STAGE 2A

PROJECT NO. SK2001

DATE: 29.10.14

ISSUED FOR CONSTRUCTION

CITY OF PERTH
COUNCIL

PLANNING DEPARTMENT

DATE: 29.10.14

SK 2001



CONSTRUCTION ESTIMATE

**LANDSCAPE WORKS
WELLINGTON STREET STAGE 2A
(LITTLE MILLIGAN TO KING)**

CITY OF PERTH

23 JANUARY 2015

SCHEDULE 10

LANDSCAPE WORKS

WELLINGTON STREET STAGE 2A - LITTLE MILLIGAN TO KING

23 JANUARY 2015

Preliminaries

Allow for preliminaries including supervision, temporary works, temporary lighting, site accommodation, insurances, etc. attendant site labour and traffic management

Item \$ 110,000

Subtotal Preliminaries

\$ 110,000

Demolition

Demolish paving and kerbs (approx 389m²)

Item 10,000

Subtotal Demolition

\$ 10,000

Boxing Out

Box out for pavings/kerbs, etc.

m² 389 \$ 30 11,670

Subtotal Boxing Out

\$ 11,670

Base Courses to Granite and Cycle Path

100 crushed limestone below concrete slab

m² 194 18 3,492

150 crushed limestone below cycle path

m² 143 20 2,860

Subtotal Base Courses

\$ 6,352

Cycle Path

30 bitumen

m² 143 35 5,005

Subtotal Cycle Path

\$ 5,005

Concrete

150 fibre reinforced concrete slab

m² 194 120 23,280

100 x 100 concrete collar to tree grate

m 18 45 810

650 x 125 footing to ACO drain

m 51 65 3,315

150 x 195 concrete kerb to south side of ACO drain (north of cycleway)

m 51 50 2,550

225 x 75 ditto north side of ACO

m 51 50 2,550

200 x 220 ditto south side of cycleway

m 51 55 2,805

330 x 300 footing to granite kerb (road)

m 51 120 6,120

Transition kerb 1000 long

No. 2 100 200

Subtotal Concrete

\$ 41,630

SCHEDULE 10

LANDSCAPE WORKS

WELLINGTON STREET STAGE 2A - LITTLE MILLIGAN TO KING

23 JANUARY 2015

Slab Joints

J9 dowelled	m	34	90	3,060
J10 dowelled	m	51	90	4,590
J14 dowelled	m	168	20	3,360
Subtotal Slab Joints				\$ 11,010

Granite

800 x 800 x 40 Austral Verde paving	m ²	194	600	116,400
200 x 200 granite kerb to north side of cycleway	m	51	400	20,400
Ditto south side	m	51	400	20,400
300 x 300 granite kerb (to road)	m	51	750	38,250
Stainless steel expansion joint in paving	m	34	115	3,910
Stainless steel to J10	m	51	115	5,865
Allow for gas vents (800 cts)	No.	64	100	6,400
Subtotal Granite				\$ 211,625

Tree Grates

1175 x 1175 stainless steel tree grate and frame bolted to concrete	No.	4	4,200	16,800
Subtotal Tree Grates				\$ 16,800

Drainage

260 ACO spoon drain	m	51	450	22,950
Connect spoon drain to existing manhole with 150 pvc pipe 2m ave long (in No. 2 connections)	No.	2	600	1,200
Subtotal Drainage				\$ 24,150

Signs

Typical parking sign	No.	1	550	550
Subtotal Signs				\$ 550

Ticket Machines & Parking Metres

Excluded Note

Lighting

Excluded Note



SCHEDULE 10

LANDSCAPE WORKS

WELLINGTON STREET STAGE 2A - LITTLE MILLIGAN TO KING

23 JANUARY 2015

Soft Landscaping

Tree well and soil conditioner, etc	No.	4	250	1,000
Supply and install 500l plantus acerifolia	No.	4	1,000	4,000
Irrigation to tree wells - excluded, not specified or detailed	Note			
Maintenance - excluded, not specified	Note			
Subtotal Soft Landscaping				\$ 5,000

Miscellaneous

Bitumen junction to new kerb	m	53	30	1,590
Allowance including premium for small quantities	Item			5,618
Subtotal Miscellaneous				\$ 7,208

TOTAL EXCLUDING GST

\$ 461,000

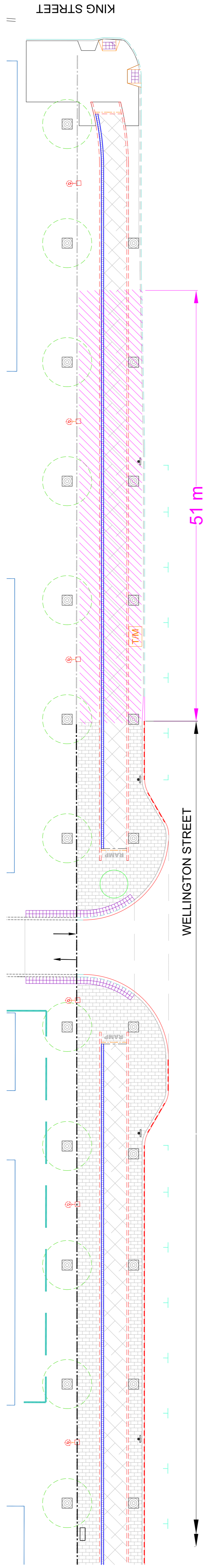
Exclusions

- Supply and installation of parking metres
- Supply and installation of ticket machines
- Street lighting
- Design fees
- Supervision and management (consultants fees)
- City of Perth costs
- Remobilisation costs (\$10,000 each occurrence)
- CPI increases (2 years)
- GST

Wellington St Stage 2A - KS1 - Footpath

SCHEDULE OF UNIT RATES - WORKS

Item	Description	COP		Quantity Surveyor			MRA			Cost difference between QS and MRA	Check if MRA price within 10% of QS		
		Qty	Unit	Qty	rates	Amount	Comment	Qty	rates			Amount	Comment
	Preliminaries/mobilisation + Traffic Management				subtotal	\$ 110,000.00			\$	102,544.50		-\$ 7,455.50	yes
3	Demolition/Removal of existing pavers including disposal and tipping fees	385.00	sqm	389	LS	\$ 21,670.00	demolition+box out		\$	20,293.54		-\$ 1,376.46	yes
5	Supply and lay cycle path including base course as per DTL 07 in DWG 12035 G-DT-02-A	155.00	Sqm	143	\$ 55.00	\$ 7,865.00	limestone base course + bitumen	150	\$ 58.99	\$ 8,848.50		\$ 983.50	no
6	Supply and install 200x200 cycle path granite kerb including concrete footing	102.00	Lm	102		\$ 46,155.00	200x200 granite kerbs on north and south + concrete footing for south + concrete footing for north	100	\$ 491.93	\$ 49,193.00		\$ 3,038.00	yes
	Supply and install ACO drain including concrete footing	51.00	Lm	51	\$ 565.00	\$ 28,815.00	aco drain + 650x125 conc + 150x195 conc	50	\$ 579.36	\$ 28,968.00		\$ 153.00	yes
7	Supply and install 300x300 road granite kerb including concrete footing	51.00	Lm	51	\$ 870.00	\$ 44,370.00	300x300 granite kerb + conc footing	50	\$ 850.16	\$ 42,508.00		-\$ 1,862.00	yes
8	Supply and lay granite pavers including concrete slab	197.4	Sqm	194	\$ 738.00	\$ 143,172.00	granite pavers + concrete slab + crushed limestone base	200	\$ 746.75	\$ 149,350.00		\$ 6,178.00	yes
9	Supply and install temporary concrete transition kerb	2.00	Lm	2	\$ 100.00	\$ 200.00		3	\$ 148.00	\$ 444.00		\$ 244.00	no
10	Supply and install Joint Type J10	51.00	Lm	51	\$ 205.00	\$ 10,455.00		50	\$ 183.69	\$ 9,184.50	joint + stainless steel(?)	-\$ 1,270.50	yes
11	Supply and install Joint Type J9	33.60	Lm	34	\$ 205.00	\$ 6,970.00	joint + stainless steel	32	\$ 207.39	\$ 6,636.48	joint + stainless steel	-\$ 333.52	yes
12	Supply and install Joint Type J14	172.20	Lm	168	\$ 20.00	\$ 3,360.00		150	\$ 23.70	\$ 3,555.00		\$ 195.00	yes
13	Supply and install 150mm PVC connection to ACO Drain	3.00	Lm	2	\$ 600.00	\$ 1,200.00					did not quote		N/A
14	Supply and install Stainless steel tree grates	4.00	No.	4	4402.5	\$ 17,610.00	4 tree grates + 100x100 concrete collar	4	\$ 3,630.30	\$ 14,521.20		-\$ 3,088.80	yes
15	Supply and install new 500L trees including soil conditioning	4.00	No.	4	\$ 1,250.00	\$ 5,000.00	tree + soil conditioning	4	\$ 1,097.30	\$ 4,389.20		-\$ 610.80	yes
16	Any other items identified by the tenderer					\$ 14,158.00	Gas vents + misc parking signs			\$ 11,496.07	gas vents + bank guarantee+ parking sign	-\$ 2,661.93	yes
	TOTAL (EXCL GST)					\$ 461,000.00				\$ 451,931.99		-\$ 9,068.01	yes



**PHASE 1 OF STAGE - 2A
(COMPLETED 2014)**


KS1 & KS2 EXTENT OF WORKS

LEGEND	
	300 x 300 GRANITE STRAIGHT BARRIER KERB
	300 x 300 GRANITE RADIUS BARRIER KERB
	300 x 300 GRANITE RADIUS FLUSH KERB
	300 x 300 GRANITE STRAIGHT FLUSH KERB
	KERB LINE BY OTHERS
	200 x 200 GRANITE STRAIGHT BARRIER KERB
	200 x 200 GRANITE FLUSH KERB
	PARKING SIGN
	TICKET MACHINE
	PARKING METER
	LIGHTPOLE TO BE INSTALLED BY 'MRA' (LOCATION SHOWN IS INDICATIVE ONLY)
	TREE & TREE GRATE TO BE INSTALLED BY 'MRA'
	HAZARD WARNING 'TGS1' (GRANITE)
	GRANITE PAVED CYCLE PATH RAMP
	GRANITE PAVERS 795x395x40
	NORTHERN VERGE CoP LANDSCAPING AREA EXTENT OF WORKS
	EXTENT OF WORKS

I:\CPS\Admin Services\Committees\3. Works\AS150408\2 Sch - KS1 and KS2 - Construction Diagram.pdf

THIS DWG & DESIGN IS SUBJECT TO COPYRIGHT AND
MAY NOT BE REPRODUCED WITHOUT PRIOR WRITTEN
CONSENT OF THE PROJECT MANAGER. ALL
DIMENSIONS ON SITE BEFORE COMMENCING WORK.
REPORT ALL DISCREPANCIES TO PROJECT MANAGER
PRIOR TO CONSTRUCTION. FIGURED DIMENSIONS TO
BE TAKEN IN PREFERENCE TO SCALED DRAWINGS.

REV	DATE	ISSUED FOR INFORMATION	REVISION DETAILS	RI	DWN	APP.
A	24/03/2015					



RUSSELL KINGDOM - MANAGER, CITY DESIGN

DRAWING STATUS
ISSUED FOR INFORMATION

PROJECT No. 12035
WELLINGTON STREET
LITTLE MILLIGAN ST TO KING ST

STAGE - 2A
GENERAL LAYOUT
PROJECT No. 12035
SK2001
SHEET No. A
REV. A1
CAD REF: 12035-WELL-NORTH-MILIGN_LWILL-SU-pkg.dwg
SHEET: 01 OF 02

CCI/Brookfield Multiplex NORTH WEST

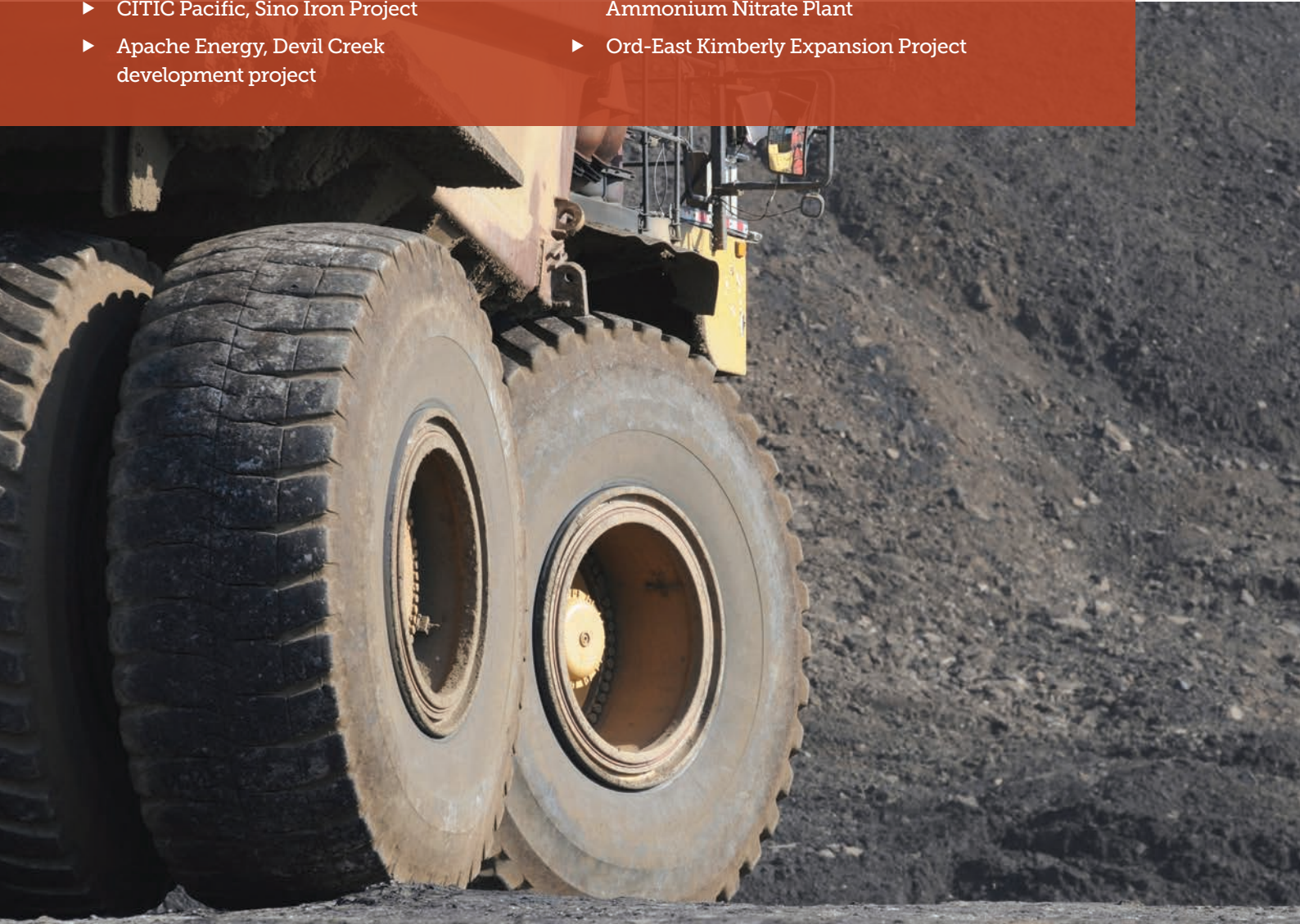
Resources Tour 2015

25 - 30 May 2015



Site visits include:

- ▶ Chevron Australia, Wheatstone Project
- ▶ Rio Tinto Iron Ore's Cape Lambert Operations
- ▶ Rio Tinto's Operations Centre – Perth Airport
- ▶ CITIC Pacific, Sino Iron Project
- ▶ Apache Energy, Devil Creek development project
- ▶ Woodside Energy, Visitors Centre
- ▶ BHP Billiton Iron Ore, Mt Whaleback Mine
- ▶ Fortescue Metals Group, Port Hedland Operations
- ▶ Yara Pilbara Nitrates, Technical Ammonium Nitrate Plant
- ▶ Ord-East Kimberly Expansion Project





CCI/Brookfield Multiplex NORTH WEST

Resources Tour 2015

25 - 30 May 2015

With its extensive number of world-class commercial mineral projects, mine sites, processing plants and operating fields, the production capacity of WA's North West remains unrivalled in the Asia Pacific region. While the importance of this region to the Australian economy is undeniable, it is only when you personally experience the vast and remote nature of this part of the world that you can fully appreciate its magnitude.

The CCI/Brookfield Multiplex North West Resources Tour provides a rare and unique opportunity to see first-hand many of Western Australia's major resource projects.

The 2015 North West Resources Tour will feature visits to a number of WA's leading resource companies' sites including Woodside Energy, Chevron Australia, BHP Billiton Iron Ore, Apache Energy, Fortescue Metals Group, Rio Tinto Iron Ore, CITIC Pacific and Yara Pilbara Nitrates.

The tour will be hosted by CCI's Chief Executive, Deidre Willmott, providing delegates the opportunity to draw on her extensive knowledge of the WA resource sector. Deidre will offer participants an informed perspective on the developments in the North West and the associated economic implications.

The tour will commence in Perth, meeting with managing directors and senior executives from Australia's largest resources companies. These briefings will lay the foundation for the site visits in the week ahead.

Following first day briefings, the travel leg of the tour begins with delegates visiting a number of key mineral and petroleum operations. CCI's close relationship with industry leaders means that tour participants are welcomed onto several sites which are not accessible to the public, providing the opportunity to meet and hear from the most senior executives within the resources sector.

Your visit to this remote region will be aboard privately chartered aircrafts with air-conditioned, pressurised cabins, ensuring you visit this region in maximum comfort and with minimal delay.

Chief Executive WELCOME

I am pleased to welcome you to this year's CCI/Brookfield Multiplex North West Resources Tour.

The tour takes us through some of Western Australia's most remarkable regions.

With major energy and resource projects underway, under construction and planned in the North West, the State's role as a world leading mineral and petroleum producer is set to grow.

The resources and energy sector is playing an increasingly important role in the State's, and the Nation's, economic growth. This is an excellent opportunity to gain an insight into an industry and a region which is a leading destination for investment, a crucible of wealth creation and critical to WA's and Australia's prosperity.

Many of the projects and sites we will visit are among the largest in the world. Their operations are diversified and sophisticated, and are difficult to visualise unless you visit them in person.

The tour will also provide an understanding of the complexity of issues which make these industries so challenging and interesting. CCI's long standing relationship with business leaders enables us access to sites and decision makers, seldom available to participants through other means.

We look forward to joining you on this exceptional tour.



Deidre Willmott
CCI, Chief Executive Officer

Day one



Perth

Today's activities will commence at CCI with a tour overview and delegate introductions before heading to Rio Tinto's operations centre at Perth Airport where we will receive an exclusive briefing and insight into the facilities. Following this we will have the opportunity to meet a number of resource industry leaders at their head offices in Perth. The insights these briefings will offer will provide a context for the site visits and briefings throughout the rest of the tour.

Highlights

- ▶ Meet leaders in the resources industry when visiting the company headquarters for Chevron Australia, BHP Billiton Iron Ore, CITIC Pacific and the Rio Tinto operations centre
- ▶ Dinner at Gershwin's Restaurant, private dining suite

Overnight

Hyatt Regency Perth

Day two



Perth to Karratha

Today's flight from Perth takes us into the north-west and the first visit of the day, Chevron Australia's Wheatstone Project. Currently one of Australia's largest resource projects, the foundation project includes two trains with a combined capacity of 8.9 million tonnes pa and a domestic gas plant. Once onsite we will enjoy a briefing and tour of this important development.

Next on the agenda is a tour of Karratha's Industrial Hub and an insight into multi-billion dollar investments planned for the Burrup, before enjoying dinner with executives from a number of major resource companies and local heads of industry.

Highlights

- ▶ Briefing and tour of Chevron's Wheatstone Project
- ▶ Bus tour of sites for major projects in the Burrup
- ▶ Dinner with senior managers from a number of major resource companies and local heads of industry

Overnight

Karratha International Hotel

Day three



Karratha

This morning we begin in Karratha, the region that represents the heartland of major industrial investment in WA. The first stop of the day is CITIC Pacific's Sino Iron Project. Situated at Cape Preston, 100 km south west of Karratha, it is the largest magnetite mining and processing operation under construction in Australia. Once on site we will enjoy a briefing and tour of this impressive project.

Next we will head to Apache's Devil Creek development project site for a briefing and tour of this exciting gas hub, before our final visit of the day to Woodside Energy where we will receive a briefing and overview of their current and future projects.

The day will conclude with an exclusive dinner with the Hon Michael Mischin MLC, Attorney General; Minister for Commerce. Delegates will enjoy the opportunity to hear a keynote presentation from the Minister and network with senior managers from a number of major resource companies and local heads of industry.

Highlights

- ▶ Briefing and tour of CITIC Pacific's Sino Iron Project
- ▶ Briefing and tour of the Devil Creek development project
- ▶ Briefing at the Woodside Energy visitors centre
- ▶ Exclusive dinner function with the Hon Michael Mischin MLC, Attorney General; Minister for Commerce, senior managers from a number of major resource companies and local heads of industry

Overnight

Karratha International Hotel

Day four



Karratha to Newman

This morning commences with a visit to Rio Tinto Iron Ore's Cape Lambert operations where we will enjoy a briefing and tour of the projects operations and expansion site. We will then head to Yara Pilbara Nitrates to view progress on the construction of a world-scale \$800 million technical ammonium nitrate plant, which is bringing further downstream processing to the Pilbara.

Our day will conclude in Newman where delegates will enjoy an exclusive dinner with members of BHP Billiton's senior management team.

Highlights

- ▶ Briefing and inspection of Rio Tinto's Cape Lambert Operations
- ▶ Briefing and tour of Yara Pilbara Nitrates technical ammonium nitrate plant

- ▶ Exclusive dinner hosted by BHP Billiton's senior management team

Overnight

Seasons Hotel, Newman

Day five



Newman to Kununurra

Today begins with a briefing and site tour of BHP Billiton's impressive mine, Mt Whaleback. Established in 1968, Mt Whaleback is one of the biggest single-pit open-cut iron ore mines in the world at more than five kilometres long and almost 2 km wide. Mt Whaleback and the surrounding orebodies produce more than 65 million tonnes of iron ore each year.

We then depart Newman for Port Hedland where we will tour Fortescue Metals Group's Port Facility. Finally we will be treated to a breathtaking flight over the magnificent Bungle Bungles and Lake Argyle on route to Kununurra for the night.

Highlights

- ▶ Briefing and tour of BHP Billiton's Mt Whaleback mine
- ▶ Briefing and tour of FMG's Port Hedland Operations
- ▶ Flight over the Bungle Bungles and Lake Argyle

Overnight

Pinctada Kimberley Grande, Kununurra

Day six



Kununurra to Perth

Today commences with a tour of the historic town of Kununurra and a number of projects currently underway as a part of the Federal Government's \$195 million East Kimberly Development Package. Incorporating 27 projects across the areas of health, education and training, housing, transport and community infrastructure, the package aims to create stronger, vibrant and sustainable regional communities in the East Kimberly.

Our final stop of the tour before heading home to Perth is a visit to the Ord-East Kimberly Expansion Project. With stage two completed in late 2013, this \$322 million project has increased the agricultural land in the Ord from 14,000 to approximately 28,000 hectares and ensured the sustainability of the region as a prime agricultural centre.

Highlights

- ▶ Briefing and tour of Ord-East Kimberly Development Package
- ▶ Briefing and tour of Ord-East Kimberly Expansion Project

For more information contact CCI Events on (08) 9365 7500, or email functions@cciwa.com.

Cost: \$10,950 (including 10% GST) covers:

- ▶ All meals including a three course dinner and fully cooked breakfast at each overnight location
- ▶ Private accommodation for five nights
- ▶ Chartered, private flights to all locations
- ▶ Exclusive, private tours at all locations
- ▶ Charter bus transport to various sites

Site visits include:

- ▶ Chevron Australia, Wheatstone Project
- ▶ Rio Tinto Iron Ore's Cape Lambert Operations
- ▶ Rio Tinto's Operations Centre – Perth Airport
- ▶ CITIC Pacific, Sino Iron Project
- ▶ Apache Energy, Devil Creek development project
- ▶ Woodside Energy, Visitors Centre
- ▶ BHP Billiton Iron Ore, Mt Whaleback Mine
- ▶ Fortescue Metals Group, Port Hedland Operations
- ▶ Yara Pilbara Nitrates, Technical Ammonium Nitrate Plant
- ▶ Ord-East Kimberly Expansion Project

Please note: Itinerary details contained in this brochure are subject to change without notice.

"Informative, well organised a rare opportunity to see a range of different sites/ business and hear first hand what is happening."

Cathryn Carver, Senior Managing Director, International & Institutional Banking, ANZ

"Professionally organised and genuinely insightful, this tour provided me with the opportunity to experience the inner workings of major resources projects in the region first hand – a truly rare opportunity."

George Whyte, Managing Director, Australia Pacific, Aggreko – APAC

How to book

Cost: \$10,950 (including GST). This fee includes air travel as per itinerary, single accommodation, all meals and ground transport.

Registration: Please visit www.cciwa.com to register and pay online, send payment and completed registration form to: North West Resources Tour Manager, Chamber of Commerce and Industry, PO Box 6209, East Perth WA 6892 or email completed registration forms to functions@cciwa.com.

I wish to book the following on the CCI/Brookfield Multiplex North West Resources Tour – to be held 25 - 30 May 2015

Company name: _____

Name: _____

Position title: _____

Address: _____

Postcode: _____

Phone: _____

Fax: _____

Email: _____

Estimated weight of delegate (for air travel purposes): _____

A cheque of \$ _____ is enclosed.

Please make cheques payable to the Chamber of Commerce and Industry of WA

Payment by credit card (please tick):

M/C Visa

Card No.

CVV No.

Expiry date / /

Name on card

Signature _____

TERMS AND CONDITIONS

The Chamber of Commerce and Industry of WA (Inc), 180 Hay Street, East Perth, Western Australia (hereinafter called "CCI"), agrees to arrange the travel facilities in relation to the tour upon the following conditions viz:

1. All tour participants are responsible for arranging their own personal medical and travel insurance.
2. A payment of Aust. \$10,950 per person is required at the time of booking. Until payment is received the booking is not confirmed. Once payment is received the booking is confirmed and the registrant is bound by the cancellation terms and conditions.
3. A booking may be transferred from one person to another, provided CCI is informed of the name of the person travelling a week prior to departure.
4. Any cancellation shall be in writing.
5. After 1 April 2015, CCI will retain AUS \$5,500 as a cancellation fee. Should the reservation be resold, CCI will retain 10 per cent (AUS \$1095) of the total registration cost as a cancellation fee.
6. After 18 April 2015, any cancellations received will be subject to 100 per cent of the total registration fee (AUS \$10,950). Should the reservation be resold, CCI will retain 10 per cent of the total registration fee (AUS \$1095) only.
7. CCI reserves the right to cancel the tour in the event of insufficient bookings or operational difficulties. In the event of such cancellation CCI will refund all monies paid.
8. CCI will not be liable in respect of any loss, damage, injury, accident, delay or irregularity occurring to, or affecting any person or property in the course of the tour, and in particular will not be liable for any loss, damage or injury arising out of the use of any facility booked by or through CCI. The persons or corporations providing the means of travel or accommodation (hereinafter called "the Operators") will carry persons and goods and provide travel and accommodation only on the conditions imposed by them respectively.
9. CCI reserves the right to require further payment to cover any such increases or to vary the travel arrangements or accommodation to compensate wholly or partly for any such increase or change by the operators.
10. If after departure, because of sickness or any other reason, a person does not avail himself of any travel arrangements or accommodation, no refund or allowance will be made.
11. CCI believes the contents of the brochure to have been true at the time of printing but makes no express or implied agreement, representation or warranty to that effect, or with respect to the standard service or accommodation to be provided by any of the Operators. Nor does it hold out that any route will be the best or most suitable at any particular time. Routings and type of transport, and the type of accommodation to be provided may vary at any time without notice by CCI and or the Operators.
12. CCI and the Operators reserve the right, either before or during the tour, to refuse to carry or accommodate any person considered unsuitable by reason of physical or mental condition.

Travel Agents Licence No. 9 TA 00026