



City of **Perth**

Minutes

Ordinary Council Meeting

29 April 2025

Approved for release

Michelle Reynolds

Chief Executive Officer

6 May 2025

Minutes to be confirmed at the next Ordinary Council Meeting

These minutes are hereby certified as confirmed.

Presiding member's signature _____

Date _____

Information

This information is provided on matters which may affect members of the public. If you have any queries on procedural matters, please contact a member of the City's Governance team via governance@cityofperth.wa.gov.au.

Question Time for the Public

An opportunity is available at Council meetings for members of the public to ask a question about any issue relating to the City. This time is available only for asking questions and not for making statements. Complex questions requiring research should be submitted as early as possible to allow the City time to prepare a response.

The Presiding Person may nominate a member of staff to answer the question and may also determine that any complex question requiring research be answered in writing. No debate or discussion can take place on any question or answer.

To ask a question, please complete the Public Question Time form available on the City's website www.perth.wa.gov.au/council/council-meetings.

Disclaimer

Members of the public should note that in any discussion during a meeting regarding any item, a statement or indication of approval by any council member, committee member or officer of the City is not intended to be, and should not be taken as, notice of approval from the City. No action should be taken on any item discussed at a meeting of a Committee prior to written advice on the Committee or Council's resolution being received.

Any plans or documents contained in these minutes may be subject to copyright law provisions (*Copyright Act 1968*, as amended) and the express permission of the copyright owner(s) should be sought prior to their reproduction.

Table of Contents

1.	Declaration of Opening.....	5
2.	Acknowledgement of Country/Prayer	5
3.	Attendance	5
3.1	Apologies.....	6
3.2	Leave of Absence	6
3.3	Applications for Leave of Absence	6
4.	Announcements by the Deputy Lord Mayor	6
4.1	Honouring ANZAC Heroes and Spiritual Leaders	6
4.2	Celebrating Heritage Month	7
4.3	Investing in Public Art and Cultural Enrichment	7
4.4	Launch of Tree Month.....	7
5.	Disclosures of Interests.....	8
6.	Public Participation	9
6.1	Responses to Public Questions Previously Taken on Notice	9
6.2	Public Questions.....	9
7.	Confirmation of Minutes	16
8.	Questions by Members which due Notice has been Given.....	17
9.	Correspondence	17
10.	Petitions.....	17
11.	Planning and Sustainability Alliance Reports.....	18
11.1	Draft Heritage Local Planning Policy	18
11.2	Sustainability Strategy 2022-2032	49
11.3	Review of CP 3.5 Initiation of Local Planning Scheme Amendments	78
11.4	E-Scooter Share Scheme	94
12.	Community Development Alliance Reports	103
	Nil.	
13.	Infrastructure and Operations Alliance Reports.....	104
13.1	Transition to Three Bin FOGO Service.....	104
14.	Commercial Services Alliance Reports.....	109
	Nil.	
15.	Corporate Services Reports	110

15.1	Monthly Financial Statements - February 2025	110
15.2	Schedule of Accounts Paid - February 2025.....	167
15.3	Corporate Business Plan 2024/25-2027/28 Quarterly Progress Report 3	224
16.	Engagement and Activations Alliance Reports	242
	Nil.	
17.	Chief Executive Officer Reports	242
	Nil.	
18.	Committee Reports	243
18.1	Appointment of Presiding and Deputy Presiding Member - CEO Performance Review Committee	243
19.	Motions of which Previous Notice has been Given	247
19.1	Notice of Motion – Safety and Security Wellington Square.....	247
19.2	Notice of Motion - Activating Wellington Park	251
19.3	Notice of Motion - City of Perth Public Park Seasonal Visitor Usage & Community Safety	254
20.	Matters for which the meeting may be closed.....	259
20.1	CEO Key Performance Indicators Update Report - Q3 2024/25 (1 January - 31 March 2025).....	259
21.	Urgent Business	259
22.	Closure.....	259

1. Declaration of Opening

The Presiding Member declared the Ordinary Council Meeting for the City of Perth open at 5:00pm.

2. Acknowledgement of Country/Prayer

The Presiding Member gave an Acknowledgement of Country:

I respectfully acknowledge the Traditional Owners of the land on which we meet, the Whadjuk Nyoongar people of Western Australia, and pay my respects to Elders past and present. It is a privilege to be standing on Whadjuk Nyoongar country.

The Chief Executive Officer recited a prayer:

Almighty God, under whose providence we hold responsibility for this City grant us wisdom to understand its present needs, foresight to anticipate its future growth, and grace to serve our fellow citizens with integrity and selfless devotion. And to Thee, be all blessing and glory forever. Amen.

3. Attendance

Members in Attendance

Deputy Lord Mayor

Bruce Reynolds

Councillors

Clyde Bevan

Raj Doshi

Liam Gobbert

David Goncalves

Viktor Ko

Catherine Lezer

Steven Wellard

Officers in Attendance

Chief Executive Officer

Michelle Reynolds

General Manager Infrastructure and Operations

Allan Mason

General Manager Commercial Services

Steve Holden

A/General Manager Corporate Services

Michael Kent

AGeneral Manager Community Development

Wendy Attenborough

General Manager Engagement and Activation

Andrew Lane

General Manager Planning and Sustainability

Maria Cooke

A/Chief Financial Officer

Roan Barrett

Alliance Manager Council Governance and Policy

Charlie Clarke

Council Governance and Policy Coordinator/Minute Taker

Ebony Mackey

Public Gallery

There were approximately 8 members of the public in the gallery.

3.1 Apologies

Nil.

3.2 Leave of Absence

Councillor Viktor Ko (10 March 2025 to 5 May 2025, inclusive).

3.3 Applications for Leave of Absence

Council Resolution

Mover: Councillor Clyde Bevan

Seconded: Councillor Liam Gobbert

That Council APPROVES the following leave of absence applications:

1. Councillor Steven Wellard for the period 2 May 2025 to 11 May 2025, inclusive.
2. Councillor David Goncalves for the period 6 May 2025 to 27 May 2025, inclusive.

CARRIED UNOPPOSED (8/0)

For : Deputy Lord Mayor Bruce Reynolds; Councillors Clyde Bevan, Raj Doshi, Liam Gobbert, David Goncalves, Viktor Ko, Catherine Lezer and Steven Wellard

Against : Nil

4. Announcements by the Deputy Lord Mayor

4.1 Honouring ANZAC Heroes and Spiritual Leaders

The Deputy Lord Mayor began by reflecting on recent commemorations, stating that the city and nation had come together to honour ANZAC heroes. He emphasised that their courage, resilience, and unwavering sense of duty remain a cornerstone of Australia's national identity.

He also acknowledged the recent passing of two significant spiritual leaders—The Pope and Rabbi Coleman—highlighting their global influence and the enduring impact of their teachings and service on the local community.

4.2 Celebrating Heritage Month

The Deputy Lord Mayor highlighted the successful conclusion of Heritage Month, a city-wide celebration of shared stories and historical spaces. He noted that April had been filled with walking tours, talks, and exhibitions, all of which were embraced enthusiastically by the community.

He thanked residents and especially the City team, stating they had worked tirelessly to deliver more than 100 free or low-cost events. He emphasised that this was a world-class celebration of local heritage that brought the city's history to life.

4.3 Investing in Public Art and Cultural Enrichment

The Deputy Lord Mayor highlighted the significance of the city's public art collection, stating that it is among the most important in the country, with nearly 100 works dating back to 1903 and valued at \$19 million. He noted that residents and visitors encounter public artwork approximately every 100 metres throughout the city and emphasised the city's commitment to maintaining this collection, with over \$250,000 invested annually in preservation.

He stated that the City foyer of Council House continues to serve as a cultural hub, hosting rotating exhibitions from both local and international artists, offering free access to art in the heart of the city. He also announced that in the 2024–25 period, \$1.9 million has been allocated in arts and culture grants to support artists, programs, and new creative experiences. He also highlighted that since 2021, the City has commissioned 24 new murals, contributing to a vibrant and contemporary streetscape.

The Deputy Lord Mayor also announced the upcoming arrival of the Boonji Spaceman, a 7-metre sculpture gifted by U.S. artist Brendan Murphy. He stated that the installation—supported unanimously by Council—will be located in Stirling Gardens for 12 months and will contribute to the "City of Light" identity. He encouraged all residents and visitors to enjoy this new addition, calling it a guaranteed selfie hotspot.

4.4 Launch of Tree Month

The Deputy Lord Mayor described Tree Month as both symbolic and essential. He stated that the initiative is designed to celebrate trees, nature, and sustainability. He outlined a packed calendar of free and low-cost events, including community tree planting at Wellington Square and JH Abraham Reserves, children's tree planting festivals, bush tucker workshops, low-waste kitchen classes, nature life drawing, and yoga under the trees.

He also mentioned that the program will include movie screenings, talks on black cockatoos, and opera performances in natural settings. He emphasised that these events are not only enjoyable but serve to connect people with nature and inspire greener living. He encouraged residents to explore the full event calendar on the city's website and get involved, stating that some events have already booked out.

5. Disclosures of Interests

Name	Councillor Catherine Lezer
Item number and title	Item 11.1 Draft Heritage Local Planning Policy
Nature of interest	Impartiality Interest
Interest description	<i>"For consistency and completed I disclose I am a Councillor on Heritage Council WA."</i>

Name	Councillor David Goncalves
Item number and title	Item 19.1 Notice of Motion – Safety and Security Wellington Square
Nature of interest	Impartiality Interest
Interest description	<i>"I live 200m away from Wellington Park on Bronte Street."</i>

Name	Councillor David Goncalves
Item number and title	Item 19.2 Notice of Motion – Activating Wellington Park
Nature of interest	Impartiality Interest
Interest description	<i>"I live 200m away from Wellington Park on Bronte Street."</i>

Name	Councillor David Goncalves
Item number and title	Item 19.3 Notice of Motion - City of Perth Public Park Seasonal Visitor Usage & Community Safety
Nature of interest	Impartiality Interest
Interest description	<i>"I live 200m away from Wellington Park on Bronte Street."</i>

Name	Councillor Catherine Lezer
Item number and title	Item 19.3 Notice of Motion - City of Perth Public Park Seasonal Visitor Usage & Community Safety
Nature of interest	Proximity Interest
Interest description	<i>"I own a property adjacent to a park."</i>

6. Public Participation

6.1 Responses to Public Questions Previously Taken on Notice

Questions from Glennys Marsdon that were taken on notice at the Ordinary Council Meeting on 25 March 2025 have been responded to in the Agenda for this meeting.

6.2 Public Questions

Vicki Raniszewski – East Perth 6004	
Q1	How much has been spent from 1st January 2018 to 31st March 2025 by City of Perth, on all various designs/versions put forth by architects etc. in relation to the Riverfront Masterplans?
Provided by the General Manager Planning and Sustainability	
A1	Approximately \$450,000.
Q2	Why is the City of Perth and the ratepayers funding all the Riverfront Masterplans when Langley Park is not owned by the City of Perth, Crown land and a Heritage Listed A Class Reserve?
Provided by the General Manager Planning and Sustainability	
A2	<p>The City of Perth is the Capital City of the State of Western Australia and under the City of Perth Act 2016 (WA), the City's role in public space design and planning is broader and more strategic than a typical local government.</p> <p>The City of Perth, under its Act, must take a leadership, state-aligned, and capital-city-quality approach to public space design and planning — not just managing local parks and streets, but setting the standard for the whole state. In particular Clause 8 part 1 (d) of the Act states to continuously improve the services and facilities that the City of Perth provides to the community and to local, interstate and international visitors and tourists.</p>
Q3	Why is the Riverfront Masterplan Online Survey open to all for feedback, when the City of Perth ratepayers are funding these plans?
Provided by the General Manager Planning and Sustainability	
A3	<p>The City's role under City of Perth Act 2016 (WA), especially relating to public space design and planning means that the City must consult widely on projects of this scale and nature, ensuring that consultation is with all users of the Riverfront given its significant role and function for the broader Perth metropolitan area and the State of Western Australia.</p> <p>The riverfront is a transformational city shaping project which affects everyone, giving all residents, businesses, workers, and visitors the opportunity to have their voice heard is important to ensure that the process is fair, representative and avoids systemic biases. Wider input brings in diverse perspectives, and leads to more practical and well-rounded decision making, and ensures decisions reflect the broader community.</p>
Stuart Chapman – West Perth 6005	
Q1	Considering that public questions are addressed to Council, but they are not allowed to review either the original question or the responses provided by the administration before

	the Ordinary Council Meeting, is it possible that elected members might disagree with the answers provided by the administration?
Provided by the Alliance Manager Council Governance and Policy	
A1	<p>As previously advised on 24 December 2024 and 25 February 2025:</p> <p><i>“Individual Elected Members do not answer public questions; Council relies on the administration to provide a response through the Lord Mayor.</i></p> <p><i>Elected Members may offer a contribution to the response in the Chamber or request clarification or amendment to any responses provided in the Minutes of a meeting when they are adopted (confirmed) by Council.”</i></p> <p>If an elected member disagrees with an answer provided by the administration, they can seek clarification or offer additional responses in the chamber.</p>
Q2	Given that public questions can be sent to elected members before the Ordinary Council Meeting by members of the public, as I have done previously and as I have done for this meeting, would the administration consider any comments from elected members regarding those questions and adjust their response accordingly?
Provided by the Alliance Manager Council Governance and Policy	
A2	Please see response to question 1 above.
Q3	In such a case where elected members are provided with the public questions in advance will the administration consider comments from the elected members and adjust their response accordingly?
Provided by the Alliance Manager Council Governance and Policy	
A3	The administration provides factual responses to questions. elected members may add additional or clarifying response in the chamber.
Q4	Is it not presumptuous for the administration to tell the elected members what their opinion is, in response to public questions, when they neither provide the question nor their response to the elected members before they give their answer publicly? If not, why not?
Provided by the Alliance Manager Council Governance and Policy	
A4	See response to question 3 above.
Q5	How can the administration assume to know what Council members are thinking when the administration does not even allow the council members to see the questions in advance; is this not a case of the administration telling the elected members what they are thinking?
Provided by the Alliance Manager Council Governance and Policy	
A5	See response to question 3 above.
Q6	In the FOI release P1260655, Document 16 concerned a presentation, by the former General Manager of Community Development, on the topic of removing the implied license of people to stand on the footpath in front of Government House. Was there an external request from outside the City to stop people from assembling outside Government House? If so, what parties were involved and what was their rationale for making such an extraordinary request?

Provided by the A/General Manager Community Development	
A6	The Freedom of Information Act 1992 (WA) provides a structured legislative framework for the release of information held by government agencies. If you are dissatisfied with the decision made by the City, you have the right to request an internal review. Further details on how to request an internal review can be found in the Final Notice of Decision - FOI P1260655 issued to you on 16/4/2025.
Q7	<p>In the FOI request, P1260655, document One, which consisted of email correspondence between LM and CEO re meeting with the Governor re protests, the City refused to release this correspondence.</p> <p>Was this meeting with the Governor formal or informal, in other words, was there a request for an appointment made with the Lord Mayor and CEO, or was it an incidental conversation?</p>
Provided by the A/General Manager Community Development	
A7	See response to question 6.
Q8	Who was present at that meeting?
Provided by the A/General Manager Community Development	
A8	See response to question 6.
Q9	Were any notes made at the meeting, or after the meeting?
Provided by the A/General Manager Community Development	
A9	See response to question 6.
Q10	Did the Lord Mayor or CEO provide document one (20231004) to other elected members? If not, why?
Provided by the A/General Manager Community Development	
A10	See response to question 6.
Q11	Were other elected members informed of this document's existence?
Provided by the A/General Manager Community Development	
A11	See response to question 6.
Q12	On page 6 of document 16 regarding Government House Entrance Footpath, under Consultation, who did the City consult about setting up a no-loitering zone outside Government House?
Provided by the A/General Manager Community Development	
A12	See response to question 6.
Q13	Did the Mayor or CEO communicate with Commissioner Blanch or any other WAPOL officers on this matter? If so, who were they?
Provided by the A/General Manager Community Development	
A13	The Freedom of Information Act 1992 (WA) provides a structured legislative framework for the release of information held by government agencies. It is open to Mr Chapman to make an application under this legislation to seek access to information.

Q14	Did the Lord Mayor have a meeting or phone conversation with Commissioner Blanch regarding the protests outside Government house? If so, who was present at the meeting?
Provided by the A/General Manager Community Development	
A14	See answer to question 13.
Q15	Were there any written notes taken during that meeting?
Provided by the A/General Manager Community Development	
A15	See answer to question 13.
David Lim – Shenton Park 6008	
Q1	Theme 2: A Green City in the proposed Sustainability Strategy has the objective of preserving and restoring biodiversity, integrating nature into the urban environment. What are the City's current measures and activities for maintaining biodiversity across the city.
Provided by the General Manager Planning and Sustainability	
A1	The preservation of existing biodiversity including the City's Urban Forest and Parklands is supported by City Policy and Local Law. CP 3.3 Tree Protection, and the associated Tree Protection Policy Management Guidelines reflect the importance of trees as community assets and ensure that trees will be actively protected and maintained. Fortnightly maintenance programs including auditing and monitoring identify invasive species allowing for early intervention along with gauging the success of restoration efforts. Planting endemic species including the transition of underutilized turf areas into gardens improves ecological balance and provides refuge and food sources for fauna. Water use for irrigation is informed by local weather station data and considers plant needs to maintain health and vigor. Horticultural advice and support is provided to residents via the City's verge assistance scheme and workshops, seminars and community planting days are hosted to improve community education and inspire greening of the private realm.
Q2	Besides participating in Tree Month, how can ratepayers assist with preserving biodiversity in relation to birdlife, ecosystems and natural habitats, given the City exists both in the built and natural environment?
Provided by the General Manager Planning and Sustainability	
A2	Community members can participate in: <ul style="list-style-type: none"> the City's National Tree Day event held annually in July. In 2024, 160 volunteers planted more than 3700 endemic species. Residents can install and maintain waterwise landscaping on the verge adjacent their property and seek support from the City for subsidized plant supply and technical advice. the planting of endemic trees, shrubs and groundcovers within their gardens providing habitat and food sources for fauna and consider the inclusion of water sources or bee hotels for pollinators, or attend workshops and programs delivered by Perth City Farm, building community connections and education in sustainability and the preservation of biodiversity.

Q3	The Outcomes Index shows that Infrastructure and Operations will be the leading Alliance responsible for maintaining biodiversity across the city. What approach will the City take in facilitating sustainable living alongside supportive infrastructure.
Provided by the General Manager Planning and Sustainability	
A3	<p>The City leads by example, adopting best practice and evidence-based approaches to support urban greening and biodiversity outcomes. The City's Urban Greening Strategy has a key move supporting 'Greening together' and includes initiatives to update the City's Micro Greening Guide to include information on growing food and native plants, continue community planting days and investigate the potential for a program of green grants to support community greening initiatives on private land.</p> <p>The City is considering a Food Organics Garden Organics (FOGO) waste collection service which has the following environmental benefits:</p> <ul style="list-style-type: none"> • Reduced greenhouse gases • Improved soil health • Conservation of resources <p>Residents in the City will be able to use this service to divert an estimated 50% of material from their general waste bins to the FOGO bin, significantly reducing the environmental impact of the waste they generate. If supported by Council, this service will be rolled out in single unit dwellings by 30 June 2026. Multi-unit dwellings will receive FOGO services on a building-by-building basis following the roll out to single unit dwellings.</p> <p>The Waste Strategy team also supports sustainable living by providing residents with a range of waste related resources including:</p> <ul style="list-style-type: none"> • Brochures, stickers, and signage to support correct sorting and disposal of waste • Site visits and tours of waste and recycling facilities • Comprehensive advice on how to best manage waste in homes, units, apartments, and businesses • Educational presentations on all aspects of waste management • Workshops and engagement sessions to teach correct sorting behaviours and encourage waste reduction
Q4	A payment of \$978.90 was made to the University of Western Australia for a UWA Underpass Contribution. What does this relate to, is this part of a long-term project and what is its duration?
Provided by the General Manager Infrastructure and Operations	
A4	The City of Perth, University of Western Australia and Main Roads Western Australia have a long-standing agreement to share the maintenance costs of the underpass and adjacent landscape around the Stirling Highway and Winthrop Avenue intersection. This payment relates to the City's contribution for these works undertaken by UWA.
Q5	Omnicom Media Group was paid advertising costs of \$578.53 for the Proposed City of Perth Dog Law and \$612.04 for 2023/24 Annual Electors General Meeting. Where were these advertisements published, what date and for how long?
Provided by the Alliance Manager Council Governance and Policy	
A5	As required by the <i>Local Government Act 1995</i> , these advertisements were published in the West Australian Newspaper under the 'Local Government Notices' section as follows:

- 2023/24 Annual Electors General Meeting: 20 December 2024
- Proposed City of Perth Dog Local Law: 20 December 2024

The following member of the public submitted questions in writing less than 24 hours' prior to the meeting in relation to matters not on the agenda. These questions has been taken on notice and the response will be included in the Agenda for the next Ordinary Council Meeting on 29 April 2025:

Helen Curtis – Perth 6003	
Q1	Why is the City proceeding with the Boonji Spaceman installation despite overwhelming public opposition — including more than 1,500 petition signatures, widespread media criticism, and clear community calls to prioritise the restoration of Perth's own cultural heritage?
Q2	Why has the City proceeded despite formal letters of concern from the Chamber of Arts and Culture, Professor Jenny Gregory (Heritage Council of WA), the Heritage Trust, and the History Council of WA — all warning about heritage, governance, and reputational risks?
Q3	Is the City actively planning to permanently replace the Ore Obelisk with a new artwork?
Q4	Cutting up an artwork with a gas axe is far from best practice. Why were conservation standards not followed when removing the Ore Obelisk and the Arch to preserve the integrity of the artwork?
Q5	Why has the conservation of the Ore Obelisk been delayed and not completed in the four years since?
Q6	Given Stirling Gardens' State Heritage listing, was the Department of Planning, Lands and Heritage (DPLH) consulted regarding the Obelisk's removal, the failure to repair it, or the potential decision to replace it?
Q7	Can the City provide details on the condition assessment and the estimated costs for the originally planned conservation versus the cost of commissioning and installing a new artwork?
Q8	Has there been any delay to the Council resolution approved at the March 25 Council Meeting listed as Notice of Motion 19.5? Was there a revocation motion lodged and which councillors signed onto this?
Q9	Why was Stirling Gardens — a heritage-listed, culturally significant site — selected without First Nations consultation or public engagement, despite prior commitments to reconciliation and cultural sensitivity?
Q10	Was the Elders Advisory Group not consulted prior to approving the placement?
Q11	Given the known Noongar cultural significance of Stirling Gardens, does the City acknowledge that placing a mass-produced U.S. sculpture there undermines its own reconciliation commitments?
Q12	Has the City received any FOI requests, legal advice, formal complaints or calls for a probity investigation in relation to the Boonji Spaceman decision?
Q13	Has the administration provided any internal guidance on managing public messaging or community criticism around this installation?
Q14	Has any media or PR support (funded by the City) been provided to promote Boonji Spaceman, Gullotti Galleries, or Brendan Murphy? If so, what was the scope and cost?

Q15	Why has the City not been transparent about the decision to empty key arts reserve budgets — including the Public Art Reserve, the Art Acquisition Reserve, and the Bonus Plot Ratio Reserve — immediately before committing \$250,000 to the Boonji Spaceman installation? Was this manoeuvre designed to avoid the accountability and restrictions usually attached to these funds?
Q16	How many other major arts funding decisions in the past four years have bypassed standard public art policy and procurement procedures?
Felicity Johnson – Perth 6000	
Q1	What is the current official status and planned future for Paul Ritter’s Ore Obelisk artwork?
Q2	Why has the City failed to commit to reinstating significant local artworks — Paul Ritter’s Ore Obelisk and Lorenna Grant’s The Arch — despite costed restoration options being available?
Q3	Can the City provide a full, itemised breakdown of the \$250,000 allocated for Boonji Spaceman installation, including all payments to third parties, consultants, and any associated relocation costs?
Q4	Was a formal Request for Quotation (RFQ) process undertaken for the \$250,000 installation works? If not, why not — and who approved the direct award to Gullotti Galleries?
Q5	What risk assessments (procurement, conflict of interest, probity) were undertaken before paying \$171,580 to Gullotti Galleries, and can these assessments be made public?
Q6	What is the projected cost of relocating the Boonji Spaceman? Where will that money come from? Why was this cost not captured in the original approval?
Q7	What is the proposed new location for the Boonji Spaceman?
Q8	Did the City seek or obtain independent expert advice (visual arts, heritage, cultural policy) before agreeing to install Boonji Spaceman? If not, why was expert advice bypassed?
Q9	Who within the City administration or Council was responsible for assessing the Boonji Spaceman proposal against the City’s Public Art Policy (CP 4.8), and why was the policy not referenced in the Council report?
Q10	Was the omission of CP 4.8 in the City’s report to Council deliberate or accidental? Who signed off on the advice provided to elected members?
Q11	Were any concerns raised internally about policy compliance, value for money, cultural fit, or reputational risk? Were these concerns tabled with Council?
Q12	Is the City aware that failure to meet governance obligations — including breaches of procurement integrity, conflict of interest risks, and non-compliance with the Public Art Policy — exposes it to legal challenge by ratepayers?
Q13	Has the City sought legal advice about the potential risk of litigation arising from this process? If not, will it now do so?
Q14	Has the City now set a dangerous precedent where private commercial galleries can secure six-figure public spends via “donated” artworks without independent assessment?
Q15	Does the City recognise that installing a mass-produced artwork, tied to an NFT marketing campaign, risks reputational damage to the City of Perth’s credibility?
Q16	How many other major arts funding decisions in the past two years have bypassed standard public art policy and procurement procedures?

Q17	Why have efforts to restore significant Perth artworks like The Ore Obelisk and The Arch been sidelined while funding is fast-tracked for an American NFT-linked sculpture?
Q18	Does the administration accept that this episode damages public trust in the City's governance of arts and culture?
Q19	Will the Council commission an independent probity review into this matter to restore public confidence?

5:25pm Councillor Liam Gobbert raised a Point of Order in accordance with Cl. 5.3 of the City's Standing Orders Local Law 2009 in that the maximum time permitted for public question time by the Presiding Member under Regulation 7(1)(a) of the Local Government (Administration) Regulations 1996 had been exhausted.

5:25pm Councillor David Goncalves attempted to move a procedural motion in accordance with Cl. 10.1 of the City's Standing Orders Local Law 2009 to extend public question time.

As there is no permissible procedural motion to extend public question time, the Deputy Lord Mayor ruled that that members of the public had been given equal and fair opportunity to ask questions and that the meeting would proceed to the next item of business.

5:28pm Councillor Liam Gobbert raised a Point of Order in accordance with Cl. 5.3 of the City's Standing Orders Local Law 2009 in that a member of the public breached Cl. 5.16(3) of the City's Standing Orders Local Law 2009 by interfering with the proceedings of the meeting.

5:28pm Councillor Liam Gobbert raised a Point of Order in accordance with Cl. 5.3 of the City's Standing Orders Local Law 2009 in that a member of the public breached Cl. 5.16(3) of the City's Standing Orders Local Law 2009 by interfering with the proceedings of the meeting.

The Deputy Lord Mayor ruled the behaviour out of order and proceeded to the next item of business.

7. Confirmation of Minutes

Council Resolution (OCM-25/04-001)

Mover: Councillor Raj Doshi

Seconded: Councillor Clyde Bevan

That Council CONFIRMS the minutes of the Ordinary Council Meeting held on 25 March 2025 as a true and correct record.

CARRIED UNOPPOSED (8/0)

For : Deputy Lord Mayor Bruce Reynolds; Councillors Clyde Bevan, Raj Doshi, Liam Gobbert, David Goncalves, Viktor Ko, Catherine Lezer and Steven Wellard

Against : Nil

8. Questions by Members which due Notice has been Given

Nil.

9. Correspondence

Nil.

10. Petitions

Nil.

Council Resolution (OCM-25/04-002)

Mover: Deputy Lord Mayor Bruce Reynolds

Seconded: Councillor Clyde Bevan

That the officer recommendation for items 11.2, 11.3, 13.1 15.2 and 20.1 be adopted en bloc, and the remaining items be dealt with separately.

For : Deputy Lord Mayor Bruce Reynolds; Councillors Clyde Bevan, Raj Doshi, Liam Gobbert, David Goncalves, Viktor Ko, Catherine Lezer and Steven Wellard

Against : Nil

11. Planning and Sustainability Alliance Reports

Councillor Catherine Lezer disclosed an Impartiality Interest in Item 11.1 (as detailed at Item 5).

11.1 Draft Heritage Local Planning Policy

Responsible Officer	Maria Cooke – General Manager Planning and Sustainability
Voting Requirements	Simple Majority
Attachments	Attachment 11.1A – Draft Heritage Local Planning Policy

Purpose

For Council to consider the preparation and advertising of the draft Heritage Local Planning Policy (LPP).

Recommendation

That Council In accordance with clause 4 of Schedule 2 of the *Planning and Development (Local Planning Schemes) Regulations 2015* (the Deemed Provisions) RESOLVES to prepare and advertise the draft *Heritage Local Planning Policy* as shown in **Attachment A** to this report.

Background

Current Heritage Protection

1. The current City of Perth *Heritage Policy* applies to development of properties on the City's Heritage List created under the *City Planning Scheme No.2 (CPS2)* and within a Heritage Area, created in accordance with the *Planning and Development (Local Planning Schemes) Regulations 2015*.
2. The current Heritage Policy provides overarching aims for protection of cultural heritage significance, principles and provisions for the development of heritage places within the city. These provisions address demolition, conservation and adaptation, additions to heritage buildings, new buildings, significant fabric, services and new technologies, verandahs and awnings and basement lights. The policy also provides detail on the information required to be submitted with an application for development approval.
3. This policy has been reviewed and updated and will be replaced by the new Heritage Local Planning Policy.

Local Planning Strategy

4. The City's Local Planning Strategy (Strategy) outlines the strategic direction for the future planning and development of the city including the Local Planning Scheme No.3 (LPS3) and supporting local planning policies. The Strategy was adopted by Council on the 13 December 2022 and endorsed by the Western Australian Planning Commission (WAPC) on 30 May 2023.
5. The Strategy includes directions and actions to conserve and respect cultural heritage significance and to review existing planning provisions for heritage places and areas to ensure that they are comprehensive and reflect best practice.

Draft Local Planning Scheme No. 3

6. On 30 April 2024, the Council resolved to seek approval from the WAPC to advertise draft LPS3. Draft LPS3 will replace all existing local planning schemes within the city.
7. There are approximately 100 local planning policies that support the existing local planning schemes. These are being replaced and consolidated into a set of new contemporary local planning policies that will be presented to Council, with key policies, including the draft *Heritage Local Planning Policy* (Heritage LPP) intended to be advertised concurrently with the draft LPS3.
8. The draft Heritage LPP will replace the current Heritage Policy. It provides overarching heritage guidance on the assessment of works affecting heritage places. It is to be read in conjunction with the individual heritage area policies proposed under LPS3 (that will also be advertised concurrently with the Scheme).

State Government Planning Framework

9. Local governments can prepare local planning policies in accordance with the *Planning and Development (Local Planning Schemes) Regulations 2015* (LPS Regulations) in regard to any matter related to planning and development within the Scheme area.
10. This policy has been prepared in accordance with the *State Planning Policy 3.5 – Historic Heritage Conservation* (SPP 3.5) and the *Guidelines for Preparing a Local Planning Policy for Local Heritage 2023* (DPLH).

Discussion

11. The draft Heritage LPP is relatively consistent with the existing Heritage Policy. Minor refinement of the policy provisions and additional provisions reflect contemporary best practice in heritage guidance. As appropriate, provisions have been consolidated, repetition removed, and refinements undertaken. A comparative review of other local government and Australian capital city heritage policies has also been undertaken to inform the draft policy's formulation.
12. The draft Heritage LPP has been structured to form a concise user-friendly document with objectives for each of the development provisions. Annotated illustrations are also included to support an understanding of the provisions. The policy also includes a section on the information required to be submitted with an application for development approval as required by the DPLH's *Guidelines for Preparing a Local Planning Policy for Local Heritage 2023*.
13. The draft Heritage LPP is to be read in conjunction with the General Design, Residential Design, Building Heights and Setbacks, Signs and Heritage Area Local Planning Policies. The Heritage Area Local Planning Policies will prevail over the draft Heritage LPP to the extent of any inconsistency.
14. The draft Heritage LPP refers to "heritage places" within the Scheme Area. This term applies to places on the City's Heritage List or located in a Heritage Area adopted under the Scheme.

Provisions

15. The following outlines the development provisions included in the draft Heritage LPP and along with a brief description of the heritage outcomes they are seeking to achieve.

Demolition

16. The policy protects heritage places from demolition in order to retain significant buildings. Holistic retention of three-dimensional built form, comprised of internal and external building elements, is encouraged. Demolition may be considered where elements are "intrusive", as determined by a Conservation Management Plan, or structurally unsound, as advised by a suitably qualified professional.

Retention and Conservation

17. Without the retention and conservation of the significant built form, the value of the heritage place is diminished. The policy details the internal and external built elements that contribute to the significance of heritage places within the City. These include shopfronts, verandahs, awnings, signage, basement lights, entry porches and roof elements. These features contribute to the heritage significance of the place and build appreciation of their meaning and experience.

Adaptation and Alteration

18. The policy guidelines encourage adaptation and alteration that maintains the significant heritage features of heritage places, whilst enabling adaptive reuse. Sensitive design response to universal access and fire compliance is encouraged that minimises damage to the heritage fabric.

Additions to Heritage Places

19. The policy acknowledges that buildings change over time and provides guidance on how new development should be incorporated into a heritage building. Policy guidance is provided to ensure that additions to heritage places reinforce their cultural heritage significance and maintain views of the heritage place. Further guidance is provided to ensure that additions do not overwhelm or dominate the heritage place nor obscure significant features of the heritage place.

Articulation, Detailing and Materials

20. The policy encourages contemporary articulation and detailing of additions to heritage places that complements the fundamental architectural qualities, through materials and finishes, vertical and horizontal rhythms and proportions.

Feature Lighting

21. Feature lighting of heritage places contributes to a visually stimulating night-time ambiance. The policy encourages sympathetic feature lighting that showcases their unique building qualities, features and streetscape presence.

Heritage Trees

22. Trees on the heritage list contribute to the story of place and their longevity within our streetscapes is important. They will be protected through provisions that require appropriate design that achieves healthy growing conditions for trees, such as adequate building set backs from the tree.

Subdivision and Amalgamation

23. The traditional lot structure of heritage places reflects how the urban form has evolved. It determines the streetscape pattern of buildings and spaces that define the urban character, level of pedestrian detail and, ultimately, sense of place. The policy guidelines reinforce the heritage significance of the underlying urban structure and establishes simple design guidance for development that reinforces the streetscape character.

Significant policy changes

24. The following table outlines how the current policy provisions have been consolidated into the draft Heritage LPP and identifies the significant changes made.

Existing Heritage Policy sections	Draft Heritage Local Planning Policy	Proposed changes
1.0 Introduction 3.0 Status 4.0 Policy Area 5.0 General Principles	1. Citation 2. Purpose and Application 3. Objectives	The draft LPP's relationship to the planning framework is updated, including the proposed heritage area local planning policies. 5.1 <i>The Burra Charter</i> and 5.2 Realising Development Potential are removed. They are replaced with reference to <i>State Planning Policy 3.5 – Historic Heritage Conservation</i> (SPP 3.5) and, in section 5, Heritage Council of Western Australia. 2.0 Aims have been replaced by objectives that elaborate on its intent.
6.0 Policy	4. Provisions	The draft policy has been formatted for consistency with other local planning policies. The terminology used has clear statutory meaning and application. The existing introductory statements to the provision sections are removed. They are replaced with concise objectives and supporting provisions.
6.1 Demolition	4.1 Demolition	Provisions have been introduced to reflect current practice.
6.2 Conservation and Adaptation 6.5 Significant Fabric	4.2 Retention and Conservation	Section 6.2, 6.5, 6.7 and 6.8 provisions are consolidated into the draft policy's Retention and Conservation section. It supports integrated consideration of fundamental heritage aspects and related detail and the retention of internal and external built elements and spaces.

6.7 Verandahs and Awnings 6.8 Basement Lights		
6.2 Conservation and Adaptation 6.5 Significant Fabric 6.6 Services and New Technologies	4.3 Adaptation and Alteration	Section 6.2, 6.5 and 6.6 provisions are integrated into the draft policy's Adaptation and Alteration section. New provisions build upon the considerations established in the Retention and Conservation section: restoring significant built form, the original functionality of the heritage place, and the integration of services, utilities and universal access and fire compliance.
6.3 Additions to Heritage Buildings 6.4 New Buildings	4.4 Additions to Heritage Places	The provisions of Sections 6.3 and 6.4 are built on to ensure that significant views and vistas to heritage places are retained by appropriately sited new development.
6.2 Conservation and Adaptation 6.5 Significant Fabric	4.5 Articulation, Detailing and Materials	Relevant provisions are extracted from sections 6.2 and 6.5 and new provisions included to provide a framework for contextual design that informs design detail.
None	4.6 Feature Lighting	New provisions ensure that feature lighting reinforces the significance of heritage places.
None	4.7 Heritage Trees	New provisions recognise the importance of heritage trees and ensure appropriate placement of built form for healthy tree growth.
6.2 Conservation and Adaptation 6.5 Significant Fabric	4.8 Subdivision and Amalgamation	New provisions recognise the historic land structure that contributes to the traditional streetscape character.
7.0 Development Approval 7.1 Need for Approval	5. Applications for Development Approval	The draft policy includes the requirements for submitting and application for development approval (as required by the DPLH's <i>Guidelines for Preparing a Local Planning Policy for Local Heritage 2023</i>).
7.2 Accompanying Material 7.3 Conditions of Approval	5.1 Accompanying material 5.2 Heritage Assessment 5.3 Heritage Impact Statement 5.4 Structural condition assessment in the case of demolition 5.5 Conditions of approval	The draft policy steps out the information to be submitted with an application for development approval, including the preparation of documentation by appropriate professionals. Conditions of approval are explained and development obligations clearly stated.

8.0 Interpretations	6. Definitions	The draft policy expands the list of terms used in the policy to ensure provisions are well understood. Terms defined in the LPS Regulations and SPP 3.5 are not duplicated.
None	Attachment 1 Impact Matrix	The table is attached for decision making context, as established by DPLH's <i>Guidelines for Preparing a Local Planning Policy for Local Heritage 2023</i>

Consultation

25. The proposed draft LPP is required to be advertised for 21 days under the LPS Regulations, but given its relationship with the draft LPS3, the draft LPP will be advertised concurrently for 90 days. Commencement of advertising is dependent on the WAPC providing consent to advertise the draft LPS3.

Decision Implications

26. If Council supports the recommendations, the draft LPP will be advertised with draft LPS3 and the suite of key supporting policies.
27. If Council does not support the recommendations, draft LPS3 will be advertised without one of the supporting local planning policies and the Strategy will not be implemented.

Strategic, Legislative and Policy Implications

Strategic Community Plan	
Strategic Pillar (Objective)	Liveable
Related Documents (Issue Specific Strategies and Plans):	<u>Local Planning Strategy</u> The proposed draft LPP aligns with the Local Planning Strategy.

Legislation, Delegation of Authority and Policy	
Legislation:	<i>Planning and Development (Local Planning Schemes) Regulations 2015</i> (Schedule 2 clause 4)
Authority of Council/CEO:	Under the LPS Regulations, the local government must resolve to prepare a local planning policy, which if supported, must be advertised in accordance with the Regulations.
Policy:	Nil.

Financial Implications

28. An amount of \$67,000 has been set aside in the project budget to advertise and undertake consultation on the new LPS3 and key supporting local planning policies.
29. This will enable community information sessions with information boards, hire of the City of Perth library auditorium, public notices, and advertisements in newspapers, as well as letters.

Further Information

30. Questions and Responses forming part of the Agenda Briefing Session on 15 April 2025 are as follows:

	Question	Response
1.	Page 17: 4.1.2 (d) is this intended to mean "poor structural condition" as distinct from "significant structural damage" mention in (e)?	<p>The two clauses have a different intent to distinguish when demolition may be supported:</p> <p>4.1.2 (d) relates to poor structural condition, however is not significant to the extent that the building is structurally unsound. In this instance, demolition would not be supported.</p> <p>4.1.2 (e) relates to significant structural damage to the extent that the building is unsound. In this instance, demolition may be supported.</p>
2.	Page 17: 4.1.2 (e) uses different terminology to Page 29: 5.4. Can this be consistent?	<p>Reference to 'structural failure' in 5.4 will be replaced with significant structural damage to be consistent with 4.1.2 (e).</p> <p>This change will be undertaken prior to finalisation of the April OCM agenda.</p> <p>Clause 5.4 (b) requires the structural condition assessment to demonstrate that the building is unsound, through providing evidence that the structural integrity of the building has failed to the point where it cannot be rectified without removal of a majority of its significant fabric and/or incurring prohibitive cost.</p>
3.	Can we have any specific examples of how the new policy might offer protections for heritage places compared to existing ones, um especially concerning the trend of only retaining the façade and how does this policy help to address that.	<p>The draft policy provisions expand on the existing Heritage Policy providing greater clarity to guide protection of the cultural heritage significance of heritage place. This includes:</p> <ul style="list-style-type: none"> • expansion on the list of internal and external elements that need to be considered for retention and conservation • guidance on demolition • ensuring significant views and vistas to heritage places are maintained • new provisions for feature lighting and heritage trees.

		<p>Figures have also been incorporated throughout to visually demonstrate positive outcomes sought and outcomes that will not be supported.</p> <p>Specifically with respect to retaining the façade only, clause 4.1.2(c) and related Figure 1 sets out that retention of the façade only, and facadism as a design approach is not supported.</p>
4.	<p>How will property owners be informed about the need for any conservation management plan when proposing the demolition of intrusive elements?</p> <p>Will there be support from the city in providing these plans?</p>	<p>Clause 4.1.2(b) relating to demolition of intrusive elements applies where a conservation management plan has already been prepared for a heritage place. Conservation management plans are prepared by a suitably qualified heritage professional in accordance with Heritage Council Guidelines, typically on behalf of a land owner. For places on the City's Heritage List, there is a significant proportion that already have a conservation management plan prepared.</p> <p>Where a conservation management plan demonstrates that there are intrusive elements, being elements that are not considered significant to the cultural heritage of a place or detract or have an adverse impact on the place's significance, clause 4.1.2(b) sets out that these elements can be considered for demolition.</p> <p>Where there is no conservation management plan for a property the City Administration can provide assistance in determining parts of the building that have heritage significance and what is intrusive.</p> <p>The City also provides Heritage Conservation Grants for the preparation of a conservation management plan, where eligibility requirements are met. The intent is to encourage property owners to prepare conservation management plans for their building.</p>
5.	<p>Just on heritage trees, what is the process for identifying and listing them on the heritage list and will this policy specifically ensure their protection and their ongoing health when development occurs?</p>	<p>The process for identifying trees of heritage significance is the same process for identifying a heritage building. This process is governed through legislation, such as the Heritage Act 2018, and Planning and</p>

		<p>Development (Local Planning Schemes) Regulations 2015.</p> <p>In regard to the protection of a heritage tree, clause 4.7 and Figure 10 sets out provisions requiring:</p> <ul style="list-style-type: none"> • Trees on the heritage list to be protected and retained. • New development should maintain the visual prominence of the tree, being set back an appropriate distance, and provide sufficient deep soil area to ensure ongoing health of the tree, as advised by a qualified arborist.
6.	<p>Does this policy provide explicit criteria for how properties are assessed for inclusion in the Local Heritage Survey? Clause 5.2 mentions the Heritage List entry but doesn't detail the process itself.</p>	<p>This policy does not include criteria for assessing properties for inclusion on the Local Heritage Survey or the Heritage List. The purpose of this policy is to guide planning decisions on applications for development approval on properties that the Council has approved for inclusion on the Heritage List or within an adopted Heritage Area, which is part of the planning framework. Therefore, there are statutory protections.</p> <p>The process for including a property on the Heritage List is defined in the Planning and Development (Local Planning Scheme) Regulations 2015. Specifically, Schedule 2, Part 3 – Heritage Protection, Clause 8(3) states that a local government must not enter a place in, or remove a place from, or modify the entry of a place in the heritage list unless the local government has completed a process that includes consultation with the owner and occupier.</p> <p>The Heritage Act 2018 requires each local government to identify places of cultural heritage significance in a Local Heritage Survey (LHS). The purpose of the Local Heritage Survey is to record information on places of cultural heritage significance, providing an accessible public record of places of cultural heritage significance.</p>

		<p>Inclusion of a place on the LHS does not have any implications for the development of a place.</p> <p>The preparation of the Local Heritage Survey was guided by the Heritage Council (WA) Guidelines for Local Heritage Surveys.</p>
7.	<p>What mechanism exists by which Council influences or decides the content of the Local Heritage Survey and/or List? Can Council direct the inclusion or exclusion of properties based on criteria beyond professional heritage assessment, and if so, what are these criteria?</p>	<p>The Council makes the final decision on what properties are included in a Local Heritage Survey or Heritage List.</p> <p>The Council adopted the Local Heritage Survey on 28 March 2023. This decision excluded a number of properties.</p> <p>Places are assessed for significance as part of the Local Heritage Survey on an individual basis. As such places in the same area may have varying degrees of significance based on their assessment against defined criteria (encompassing Heritage Convention (HERCON) Factors and the Australia ICOMOS Charter for Places of Cultural Significance, 2013 (Burra Charter criteria).</p> <p>As per the State Government Guideline for Local Heritage Surveys, The cultural heritage significance of a place should: be expressed in terms of its aesthetic, historic, scientific, social and spiritual value; consider matters including rarity and representativeness; and be guided by a thematic history of the local district or region.</p> <p>As part of the public notification (advertising) process for the Local Heritage Survey, the City received submissions from community about inclusion of properties on the survey.</p>
8.	<p>Has council chosen to exclude properties in the recent past? And if so - does this policy allow for any guidance in doing so going forward?</p>	<p>The Council decision of 28 March 2023 relating to the Local Heritage Survey included excluding 16 properties.</p> <p>The purpose of this policy is to guide planning decisions on applications for development</p>

		<p>approval on properties that the Council has approved for inclusion on the Heritage List.</p> <p>The Heritage Council of Western Australia (HCWA) has published 'Guidelines for Establishing a Heritage List'. This includes guidance on the threshold determining whether a property should be included in a heritage list. These HCWA guidelines would be used to inform future actions by the City. It is up to the Council whether it wishes to formalise its process and criteria into a separate Council policy.</p>
9.	How often is the Local Heritage Survey reviewed and updated? Does the new policy mandate or suggest a regular review cycle?	<p>The 2021-22 review was the first general review (full review) undertaken since 2001. Section 103 of the Heritage Act 2018 states that a Local Government must prepare, review and update a Local Heritage Survey with due regard to the Heritage Council Guidelines for Local Heritage Surveys.</p> <p>These Guidelines indicate that a local government with ongoing urban development is likely to require a review every 5-8 years. On this basis future reviews will be undertaken within this timeframe.</p>
10.	What is the trigger or process for a place identified as part of the Local Heritage Survey to be nominated for inclusion on the statutory Heritage List under the Scheme, thereby gaining the full protection?	<p>There is no specific trigger process for a place identified on the Local Heritage Survey to be nominated for inclusion on the heritage list. However, generally, the Local Heritage Survey is used as the basis for establishing the level of cultural heritage significance of a place and depending on the level of cultural heritage significance, it may be proposed for inclusion on the heritage list.</p>
11.	Is this process proactive or reactive? Can it be considered when there are any active proposed development applications?	<p>This local planning policy is part of the suite of local planning policies that will support the new Local Planning Scheme No. 3 once it comes into effect and will not come into effect until that time. The policy is an update of the existing Heritage Policy which currently applies to development of heritage places including all current development applications, and will continue to apply until the new policy comes into effect.</p>

		It is noted that clause 67(k) and (l) of the Planning and Development (Local Planning Schemes) Regulations 2015, requires the local government to give due regard when considering an application for development approval (amongst other matters) to the built heritage conservation of any place that is of cultural significance and to the effect of the proposal on the cultural heritage significance of the area in which the development is located.
--	--	--------------------------------------------------------------------------------------------------------------------------------------------------------------------------------------------------------------------------------------------------------------------------------------------------------------------------------------------------------------------------------------------------------------------------------------------------------------

Council Resolution (OCM-25/04-003)

Mover: Councillor Catherine Lezer

Seconded: Councillor Raj Doshi

That Council In accordance with clause 4 of Schedule 2 of the *Planning and Development (Local Planning Schemes) Regulations 2015* (the Deemed Provisions) RESOLVES to prepare and advertise the draft *Heritage Local Planning Policy* as shown in **Attachment A** to this report.

CARRIED UNOPPOSED (8/0)

For : Deputy Lord Mayor Bruce Reynolds; Councillors Clyde Bevan, Raj Doshi, Liam Gobbert, David Goncalves, Viktor Ko, Catherine Lezer and Steven Wellard

Against : Nil

Heritage Local Planning Policy

Draft April 2025



Version #	Date	Action
1	Date of Adoption (00/00/00)	Adopted
2	Date of Amendment	Amended
3	Date of Amendment	Amended

Contents

1. Citation.....	3
2. Purpose and Application.....	3
2.1 Purpose.....	3
2.2 Application.....	3
2.3 Relationship to other Planning Documents.....	3
2.3.1 Relationship to City of Perth Local Planning Scheme No. 3.....	3
2.3.2 Relationship to State Planning Policy 3.5.....	4
2.3.3 Relationship to the Residential Design Codes.....	4
3. Objectives.....	4
4. Provisions	4
4.1 Demolition.....	4
4.1.1 Objectives.....	4
4.1.2 Provisions.....	4
4.2 Retention and Conservation.....	5
4.2.1 Objectives.....	5
4.2.2 Provisions.....	5
4.3 Adaptation and Alteration.....	7
4.3.1 Objectives.....	7
4.3.2 Provisions.....	7
4.4 Additions to Heritage Places.....	9
4.4.1 Objectives.....	9
4.4.2 Provisions.....	9
4.5 Articulation, Detailing and Materials.....	11
4.5.1 Objectives.....	11
4.5.2 Provisions.....	11
4.6 Feature Lighting.....	13
4.6.1 Objectives.....	13

4.6.2 Provisions	13
4.7 Heritage Trees	13
4.7.1 Objectives.....	13
4.7.2 Provisions	13
4.8 Subdivision and Amalgamation	14
4.8.1 Objectives.....	14
4.8.2 Provisions	14
5. Applications for Development Approval	15
5.1 Accompanying material	15
5.2 Heritage Assessment	15
5.3 Heritage Impact Statement	15
5.4 Structural condition assessment in the case of demolition	16
5.5 Conditions of approval	16
5.5.1 Archival Record	16
5.5.2 Heritage Agreement.....	16
6. Definitions	17
Appendix 1: Impact Matrix	18

Draft Heritage Local Planning Policy - April 2025

1. Citation

This is a local planning policy prepared under Schedule 2 of the *Planning and Development (Local Planning Schemes) Regulations* 2015. This policy may be cited as the *Heritage Local Planning Policy*.

2. Purpose and Application

2.1 Purpose

The purpose of this policy is to:

- (a) Provide guidance on the assessment of proposals for works affecting heritage places.
- (b) Clarify the format and content of supporting material required.

2.2 Application

This policy applies to all applications for development approval for works affecting a heritage place within the Scheme Area.

2.3 Relationship to other Planning Documents

2.3.1 Relationship to City of Perth Local Planning Scheme No. 3

This policy should be read in conjunction with the City of Perth *Local Planning Scheme No.3* (LPS3) and other relevant local planning policies including:

- General Design Local Planning Policy
- Residential Design Local Planning Policy
- Building Heights and Setbacks Local Planning Policy
- Signs Local Planning Policy
- Heritage Area Local Planning Policies

The following heritage areas and associated local planning policies have been adopted under LPS3:

- West End Heritage Area Local Planning Policy
- Barrack Street Heritage Area Local Planning Policy
- William Street Heritage Area Local Planning Policy
- Hay Street Mall Heritage Area Local Planning Policy
- East End Heritage Area Local Planning Policy
- Goderich Street Heritage Area Local Planning Policy
- Pier Street Heritage Area Local Planning Policy

Where this policy is inconsistent with LPS3, the provisions of LPS3 prevail to the extent of any inconsistency.

Where this policy is inconsistent with a heritage area local planning policy, the policy specific to the heritage area will prevail.

Where this policy is inconsistent with other relevant local planning policies, the provisions of this policy prevail to the extent of any inconsistency.

Draft Heritage Local Planning Policy - April 2025

2.3.2 Relationship to State Planning Policy 3.5

This policy should be read in conjunction with *State Planning Policy 3.5 - Historic Heritage Conservation* (SPP 3.5).

In considering an application for development approval in relation to heritage places, the City will give due regard to the development provisions set out in this policy and SPP 3.5.

2.3.3 Relationship to the Residential Design Codes

For residential development, this policy should be read in conjunction with the provisions of the *Residential Design Codes Volumes 1 and 2* (R-Codes Volume 1 and 2) and the *Residential Design Local Planning Policy*.

3. Objectives

This policy seeks to:

- (a) conserve and protect places of local cultural heritage significance.
- (b) retain fabric that contributes to the significance, character or appearance of heritage places.
- (c) ensure that development does not adversely affect the significance of heritage places.
- (d) ensure that heritage significance is given due weight in local planning decision making.
- (e) promote high quality innovative design which respects the heritage place ensuring its ongoing significance and appreciation.

4. Provisions

4.1 Demolition

4.1.1 Objectives

- (a) To ensure the retention and conservation of significant building fabric and heritage places.

4.1.2 Provisions

- (a) Full demolition of a heritage place will not be supported.
- (b) Demolition of the significant fabric of heritage places is not supported and may only be considered for elements that are determined as 'intrusive' by a Conservation Management Plan.
- (c) Retention of the façade only is not supported. Facadism as a design approach is not supported. Refer to Figure 1.
- (d) Demolition will not be supported due to poor aesthetic or structural condition, or because the building has been neglected.
- (e) Demolition may be supported where there is significant structural damage to a heritage place and it is structurally unsound, as advised by a suitably qualified heritage professional.

Draft Heritage Local Planning Policy - April 2025

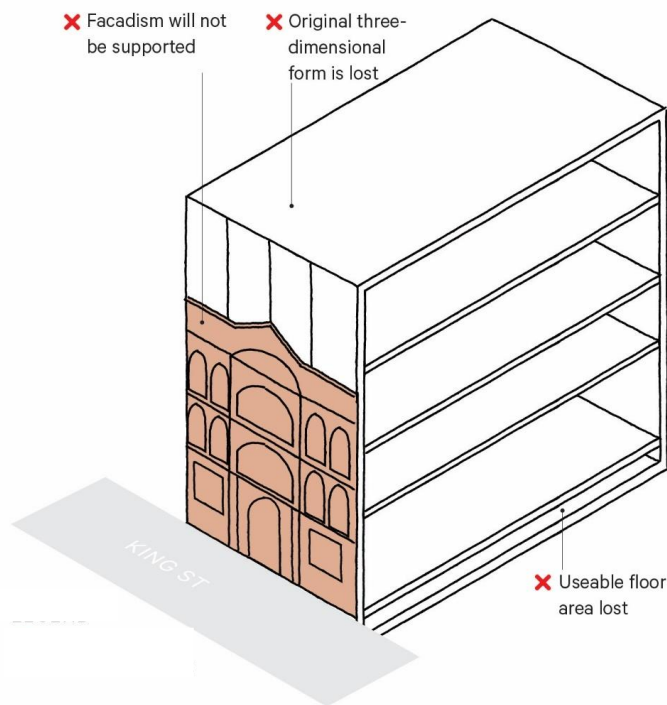


Figure 1. Loss of original three-dimensional built form

4.2 Retention and Conservation

4.2.1 Objectives

- (a) To ensure the retention and conservation of significant building fabric of heritage places.

4.2.2 Provisions

- (a) The significant fabric of heritage places shall be retained and conserved, including, but not limited to, the following internal and external elements:
 - i. structural elements, including floors, ceilings and walls, columns and beams;
 - ii. servicing elements, including stairs, lifts, pulleys, timber bumper rails, trap doors, machinery, hardware, fixtures and fittings;
 - iii. shopfronts, including recessed doors, highlight windows, and arcades;
 - iv. half-flight entries at street level;
 - v. basement features, such as basement windows and lightwells in footpaths;
 - vi. verandahs, balconies and awnings, including detailing and materials such as cast iron balustrading and pressed metal awning soffits;
 - vii. entry porches and colonnaded areas, including columns, arches, capitals, keystones, entry steps, and their associated fine-grained detailing;
 - viii. upper floor windows and doors;

Draft Heritage Local Planning Policy - April 2025

- ix. roof elements including chimneys, towers, gables, vents and eaves overhangs;
- x. signage and artwork including historic painted signage and advertising;
- xi. boundary treatments, such as walls and fences; and
- xii. fixtures, materials and finishes.

Refer to Figure 2.

- (b) Maintenance of heritage places is required to retain their cultural heritage significance. Repairs should:
 - i. be informed by archival and/or physical evidence; and
 - ii. replace the significant fabric 'like for like', or where the material being replaced is not readily available, use an equivalent building material that has similar physical and visual characteristics to the significant fabric.
- (c) Later additions, alterations, materials and finishes in a heritage place should:
 - i. be retained or incorporated where they contribute to the heritage significance of the heritage place; and
 - ii. be carefully removed where there is no heritage significance or evidence of their historical existence.
- (d) Relocation of heritage elements is not an appropriate conservation outcome.

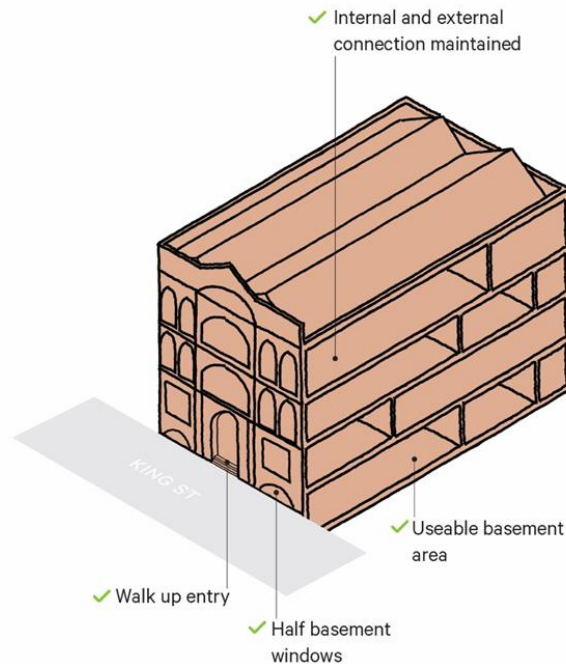


Figure 2. Retention of built form

4.3 Adaptation and Alteration

4.3.1 Objectives

- (a) To enable the adaptive reuse of heritage places while retaining heritage significance.
- (b) To ensure the adaptation and alteration of heritage places does not alter significant building fabric or adversely affect their cultural heritage significance.

4.3.2 Provisions

- (a) Adaptation and alteration to the significant fabric should:
 - i. retain significant internal and external fabric, layout, detailing and materiality of heritage places;
 - ii. not modify or obstruct original openings, entries, and transitional spaces of heritage places, such as the modification of facades to create large contemporary shopfronts;
 - iii. support the adaptability and reuse of the heritage place;
 - iv. remove redundant services or those not in keeping with the significant fabric without damage, and replace with a more concealed design; and
 - v. ensure external services and utilities are not visible from the public realm or integrated into the building fabric without damage.

Refer to Figures 3 and 4.

- (b) Reinstatement of significant features should:
 - i. restore the original design, layout and arrangement of architectural elements of the heritage place;
 - ii. reinforce the traditional street interface, such as door recesses, a plinth or riser that creates transition between the street and the heritage place;
 - iii. restore the traditional functionality of heritage places, such as access to and the use of upper levels and traditional shopfronts; and
 - iv. occur only where there is evidence of their original existence, based on existing materials and forms or archival evidence.

Refer to Figure 4 and 5.

- (c) Design responses for universal access should:
 - i. minimise alterations to the significant fabric and ensure modifications are clearly discernible from the heritage fabric;
 - ii. find alternatives to modifying significant fabric, such as stairs, door widths and changes of level; and
 - iii. be inclusive to support the experience of the heritage place.
- (d) Design responses for fire compliance should:
 - i. achieve fire compliance without damaging the significant fabric; and
 - ii. find alternatives to modifying the significant fabric.

Note. Refer to the National Construction Code (NCC) for further detail on universal access and fire compliance. Where buildings do not meet current standards, it is recommended the NCC performance solution pathway be used to achieve compliance in heritage places.

Draft Heritage Local Planning Policy - April 2025

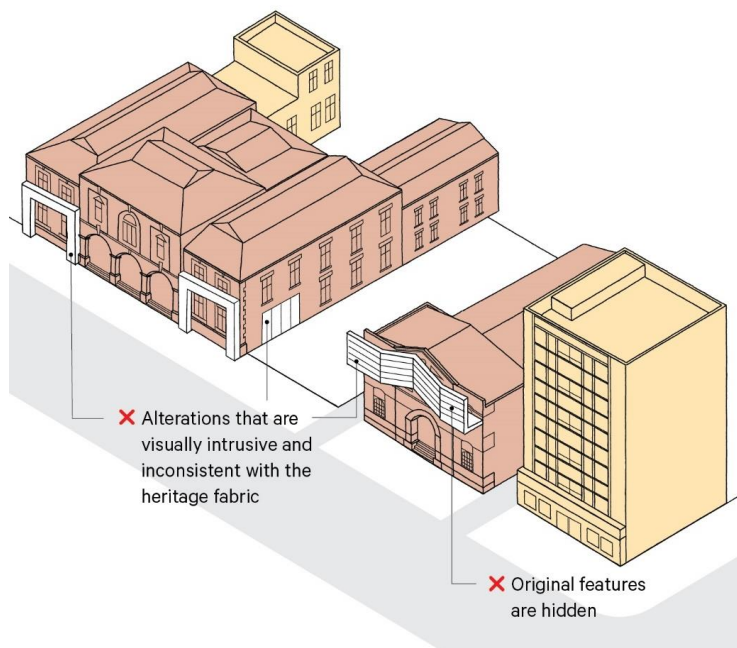


Figure 3. Adaptation and alteration and that is visually intrusive is not supported

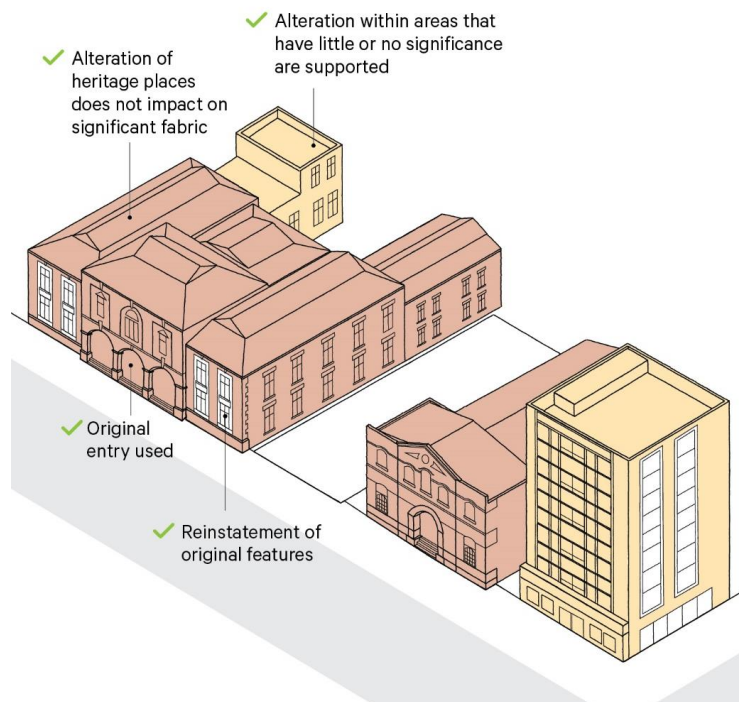


Figure 4. Adaptation and alteration that reinstates significant fabric is supported

Draft Heritage Local Planning Policy - April 2025



Figure 5. Reinstatement of significant features such as traditional shopfronts is supported

4.4 Additions to Heritage Places

4.4.1 Objectives

- (a) To ensure additions to heritage places do not adversely affect their cultural heritage significance.
- (b) To ensure that significant views and vistas to heritage places are retained.

4.4.2 Provisions

- (a) Additions to heritage places should:
 - i. complement the building's character, built form, scale, arrangement of architectural elements, features and materials;
 - ii. be discernible from the heritage place;
 - iii. be set back to reduce visual impact on the heritage place and its streetscape;
 - iv. not overwhelm or dominate the heritage place; and
 - v. not obscure views of significant elevations and features of the heritage place.

Refer to Figures 6 and 7.

Draft Heritage Local Planning Policy - April 2025

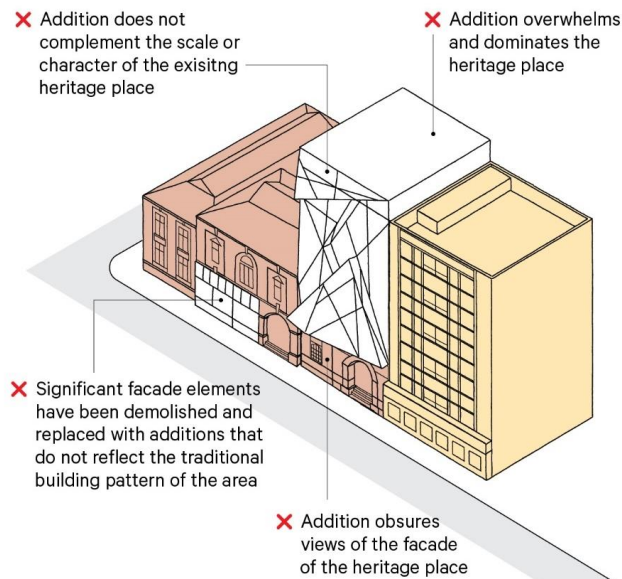


Figure 6. Additions to heritage places that negatively impact heritage significance are not supported

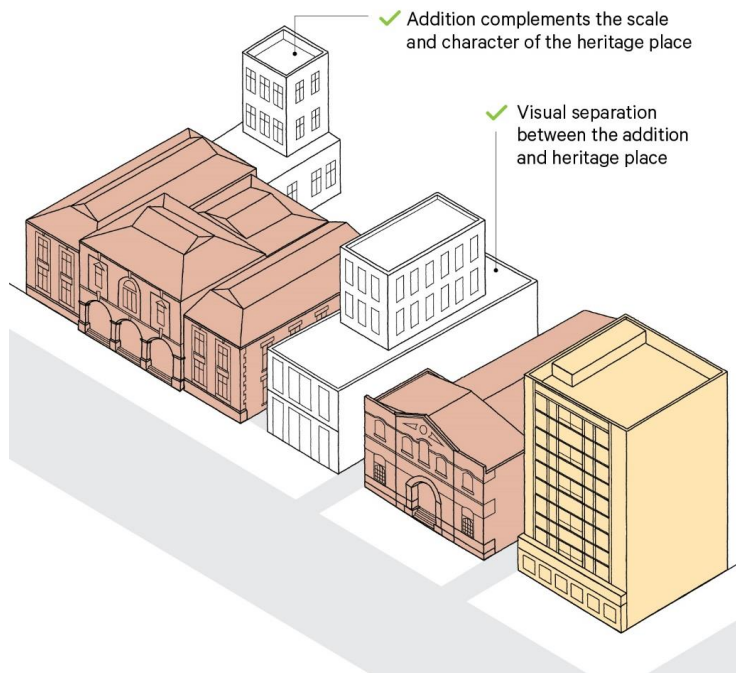


Figure 7. Additions to heritage places that complement the scale of the heritage place are supported

Draft Heritage Local Planning Policy - April 2025

4.5 Articulation, Detailing and Materials

4.5.1 Objectives

- (a) To ensure the articulation and detailing of new development respects and enhances the streetscape and significance of heritage places.
- (b) To ensure that the materials and finishes of new development complements the context, character and quality of heritage places.

4.5.2 Provisions

- (a) Articulation and detailing should:
 - i. reinforce the character of heritage places without replicating their historic style; and
 - ii. complement the vertical and horizontal rhythm, proportion and consistency of building elements of heritage places.

Refer to Figures 8 and 9.

- (b) Laneway frontages shall be simple to reinforce the utilitarian character of laneways and the scale and form of the historic fabric of heritage places abutting the lane.
- (c) Materials and finishes should:
 - i. reinforce the heritage significance, character and quality of the heritage place;
 - ii. be complementary to the significant fabric of heritage places; and
 - iii. not dominate the significant fabric of heritage places or include corporate colour schemes or designs.

Draft Heritage Local Planning Policy - April 2025

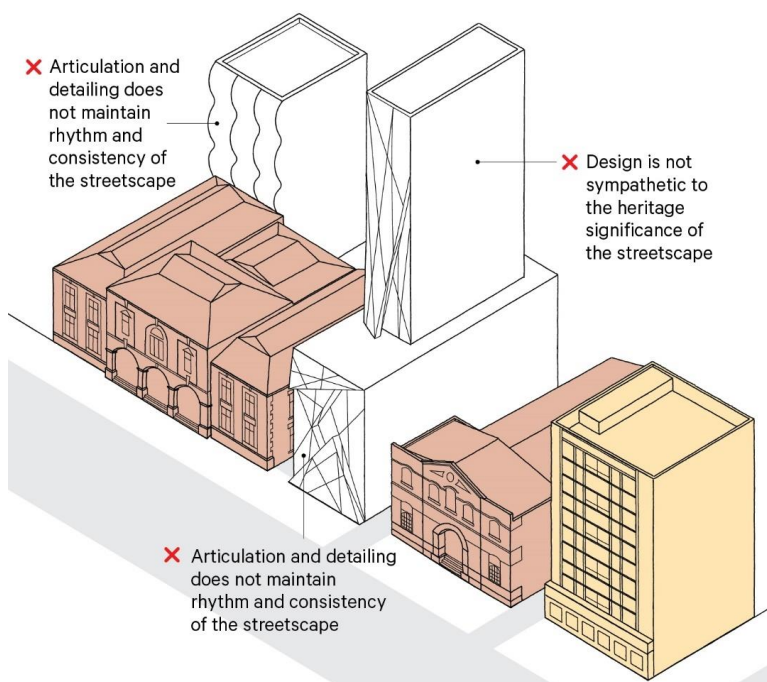


Figure 8. Articulation and detailing of new development that is not supported

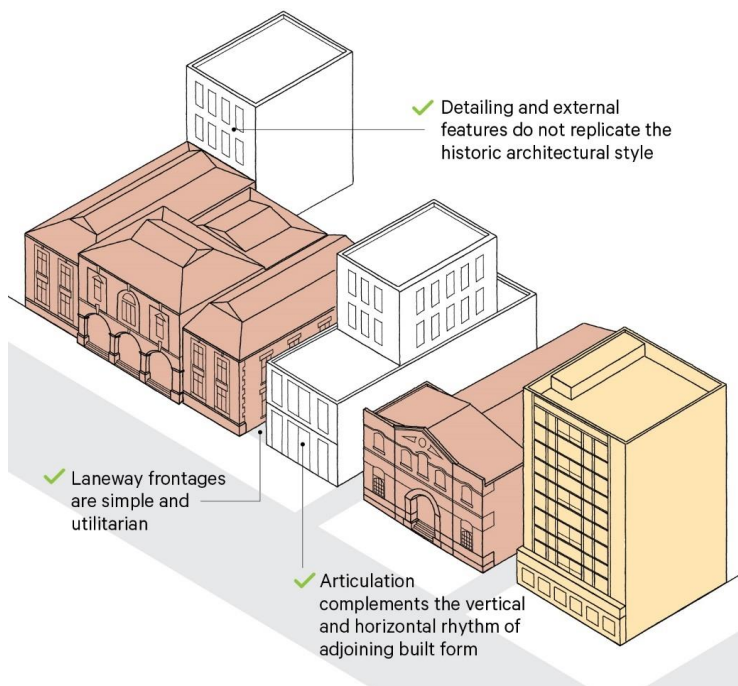


Figure 9. Articulation of new development that is supported

Draft Heritage Local Planning Policy - April 2025

4.6 Feature Lighting

4.6.1 Objectives

- (a) To ensure that significant fabric in heritage places is showcased with appropriate lighting.

4.6.2 Provisions

- (a) External lighting should:
 - i. accentuate significant architectural features of the heritage place;
 - ii. maintain the prominence of heritage places within the streetscape;
 - iii. not be visually dominant and complement the character of the heritage place ; and
 - iv. use low-profile light fixtures that are sympathetic to the significant fabric.
- (b) Lighting should be installed without permanent damage to the heritage fabric.

4.7 Heritage Trees

4.7.1 Objectives

- (a) To protect the cultural heritage significance of trees on the heritage list.

4.7.2 Provisions

- (a) Trees on the heritage list shall be protected and retained.
- (b) New development should:
 - i. maintain the visual prominence of trees on the heritage list.
 - ii. be set back at a distance and provided with the required deep soil area that ensures the ongoing health of the tree, as advised by a qualified arborist.

Refer to Figure 10.

Draft Heritage Local Planning Policy - April 2025

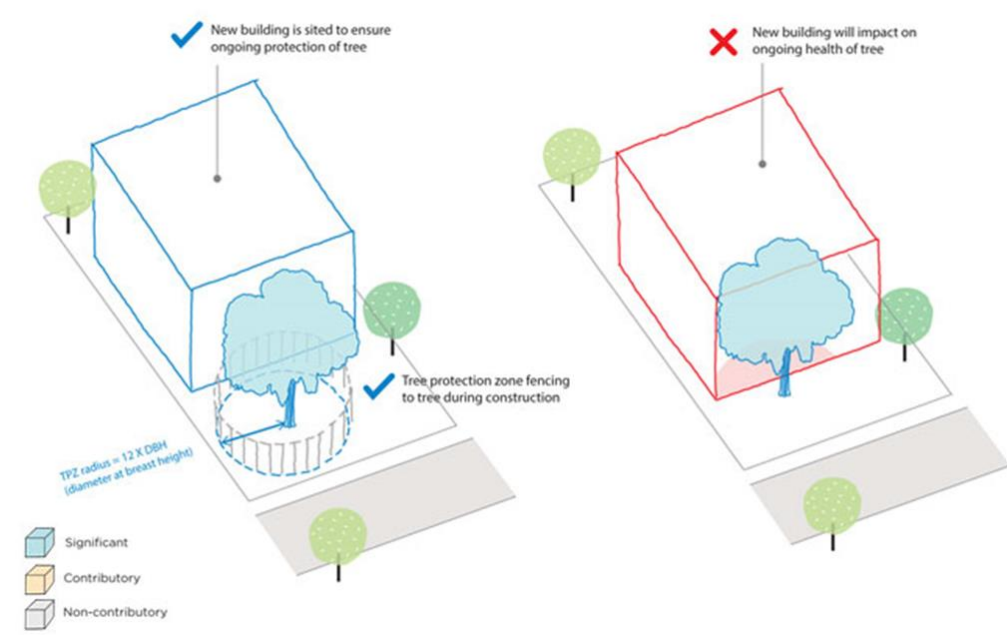


Figure 10. Development designed to support the retention and growth of trees on the Heritage List

4.8 Subdivision and Amalgamation

4.8.1 Objectives

- (a) To retain the traditional streetscape character arising from the original lot pattern.

4.8.2 Provisions

- (a) Subdivision or amalgamation of street fronting lots that include a heritage place, that impacts negatively on the heritage significance of the place, will generally not be supported.
- (b) Subdivision or amalgamation of the rear portions of lots may be considered where the heritage place is to be retained and conserved.
- (c) Where amalgamation of the original lots has previously occurred, development shall reflect the original lot widths through the articulation and proportioning of façades.

5. Applications for Development Approval

5.1 Accompanying material

- (a) The accompanying material required will be determined by the likely impact of works on cultural heritage significance, taking into consideration:
 - i. an assessment of the proposed works against the development impact matrix at Appendix 1;
 - ii. any advice received from an independent suitably qualified heritage professional, fire or structural engineer, submitted by the applicant; and
 - iii. any advice provided by the Heritage Council of Western Australia (HCWA).
- (b) An application for works to a local heritage place that is likely to have a negative impact on the heritage place, must be accompanied by:
 - i. street elevations drawn as one continuous elevation to a scale not less than 1:100 showing the proposed development and the whole of the existing development on each lot immediately adjoining the land the subject of the application;
 - ii. a detailed schedule of all finishes, including materials and colours of the existing and proposed development.
- (c) For a proposed development that will be substantially visible from the street, a site analysis plan showing the following is required:
 - i. the heritage place within its street block, including the cadastral base, building heights and setbacks and land uses of all existing buildings;
 - ii. any impacted view-lines of significance to or from the place;
 - iii. any heritage places within close proximity to the development.

5.2 Heritage Assessment

- (a) The cultural heritage significance of a place shall generally be taken from the relevant entry in the heritage list, with supporting information from the Local Heritage Survey or other heritage assessment.
- (b) In accordance with Schedule 2 Clause 11(1) of the LPS Regulations, the City may require a Heritage Assessment to be carried out prior to the approval of any development proposed to a heritage place.

5.3 Heritage Impact Statement

- (a) A Heritage Impact Statement (HIS) prepared in accordance with the HCWA Guidelines is required, unless the City determines that the works are minor and are likely to have no discernible impact on the cultural heritage significance of a heritage place.

5.4 Structural condition assessment in the case of demolition

- (a) Where significant structural damage is cited as a justification for the demolition of significant fabric, a structural condition assessment by a registered structural engineer with relevant heritage experience is required.
- (b) Demolition will not be approved unless the structural condition assessment provides evidence that the structural integrity of the building has failed to the point where it cannot be rectified without removal of a majority of its significant fabric and/or incurring prohibitive costs.

5.5 Conditions of approval

- (a) In approving an application for development approval for a heritage place, the City may impose conditions to:
 - i. secure the built heritage conservation of the place; and
 - ii. require an archival record or entry into a heritage agreement prior to the commencement of development.

5.5.1 Archival Record

- (a) An archival record prepared in accordance with HCWA guidelines is required where:
 - i. a proposal for demolition is approved, including partial demolition of significant fabric, that will have a moderate or major impact on the cultural heritage significance of the heritage place, prior to the commencement of development.
 - ii. requested by the City for any works that result in the substantial alteration of a place.
- (b) The archival record shall include:
 - i. a photographic record for general demolition (refer to HCWA guidelines).
 - ii. a detailed record for complex sites or places of exceptional local significance.

5.5.2 Heritage Agreement

- (a) A heritage agreement may be required as a condition of development approval where bonus plot ratio granted, or variations are approved on the basis of a commitment to heritage conservation.
- (b) A condition of approval requiring a heritage agreement shall specify conservation works and actions that support the built heritage conservation and may require:
 - i. the preparation of a Conservation Management Plan;
 - ii. adherence to a Conservation Management Strategy that identifies the routine for the ongoing care and maintenance of the place;
 - iii. completion of specified conservation works within a stated timeframe; and

Note: A heritage agreement will not be requested where the required outcome can be readily achieved through an alternative condition.

6. Definitions

Adaptive reuse means the modification of a heritage place to facilitate a new use.

Articulation means the arrangement of the distinct visual parts of a building in a coherent manner. This may refer to the geometric arrangement of spatial forms, the patterning of joints or structural elements or even the patterns on a surface, such as brickwork or fenestration.

Built form means the configuration of the aggregate of all buildings, structures etc. which make up an area.

Conservation Management Plan is a document that sets out what is significant about a place and what policies are appropriate to enable that significance to be retained in its future use and development.

Conservation Management Strategy is an owner's practical guide to the maintenance of a heritage place.

Context means the immediate locality within which a building is located. The building's significance or impact is derived from its relationship with or its effect on its environs.

Fabric means all the physical material of the building interiors and exteriors including components, fixtures and objects.

Finishes means a variety of textures, solidities, colours and materials applied to a surface.

Heritage impact statement (HIS) is a document that evaluates the likely impact of proposed development on the significance of heritage places, their setting and any heritage areas within which they are situated, and outlines any conservation benefits associated with the proposal and measures to minimise any identified impact.

Heritage significance means values in relation to the historical, scientific, cultural, social, archaeological, architectural, natural or aesthetic importance of a heritage place. Heritage significance is reflected in the fabric of the place, its setting, use, associations, meanings, records, related places and related objects.

Heritage place means a that is on the City of Perth heritage list or located in a heritage area.

Rhythm means the repetition of visual elements to establish a pattern; often taken to refer to lot, building or façade's patterning within a streetscape setting.

Scale means the size of a building its predominant form, building mass and height relative to the buildings or elements around it.

Significant Fabric means the fabric identified as contributing to the cultural heritage significance of a place.

Streetscape means the perceptive quality of a street established by the buildings that line it and the additional elements contained within the spatial frame formed by those buildings.

Vista means a significant view to important or unique places, building landscape or landmarks that can be seen from afar down a street and/or through landscapes.

Visual dominance refers to a structure or object that dominates or overwhelms visual perception, to becomes the dominant feature of the setting.

Visually intrusive means a structure or object that creates a visual disruption or negative impact on the basic elements of the heritage place (form, lines, colour, texture) or views of it within its setting.

Draft Heritage Local Planning Policy - April 2025

Appendix 1: Impact Matrix

Impact (Level of impact assessed separately for each criterion)	Values					Rarity	Representativeness	Condition	Integrity	Authenticity	Demolition
	Aesthetic including streetscape and/or signage	Historic	Scientific including archaeology	Social							
Positive	Development that enhances the historic value and aesthetic value.	Development that conserves the historic value and interprets the history of the place.	Development that protects and/or reveals scientific value through interpretation.	Development that enhances a sense of place through retention of use associations, meaning and/or interpretation.	Enhances by retaining or conserving element(s) that contribute(s) to rarity.	Enhances by retaining or conserving element(s) that contribute(s) to representativeness.	Development that maintains, preserves or restores significant fabric to a known earlier state.	Development that does not affect the condition of fabric or detract from the place's significance.	Development that retains and enhances original fabric through good conservation practice.	Retains and enhances authenticity of the place through retention or reinstatement of original associations and meaning.	Demolition or removal of element(s) identified in a heritage assessment as intrusive.
No Discernible Impact	Development that has no impact on the aesthetic value.	Development that does not affect the historic value.	Development that does not affect known or potential scientific value.	Development does not affect the social value of the place.	There is no loss or proposed change that affects rarity.	There is no loss or proposed change that affects representativeness.	Development that maintains, stabilises or restores significant fabric without contributing to its deterioration.	Development that does not affect the condition of fabric or detract from the place's significance.	Development that does not affect the condition of fabric or detract from the place's significance.	Development that does not affect the authenticity of the place.	Demolition or removal of element(s) identified in a heritage assessment as being of little significance.
Minor (negative)	Development that detracts from the aesthetic value. May include minor alterations to the appearance of the place.	Development that detracts from the historic value and may include minor alterations to the place either internally or externally.	Development that detracts from the scientific value and is inconsistent with an appropriate Management Plan.	Development that detracts from the social value of use of a place that has some association with the community.	Results in a change to rarity but impact can be mitigated by interpretation.	Results in a change to representativeness but impact can be mitigated by interpretation.	Development that detracts from the condition of significant fabric but can be mitigated by providing advice and conditional support.	Development that detracts from the integrity of the place. May include minor alterations to the place to provide for a new or continued use.	Development that detracts from the authenticity of the place. May include change of use for compatible re-use.	Development that detracts from the authenticity of the place.	Partial demolition or removal of element(s) identified in a heritage assessment as being of some significance.
Moderate (negative)	Development that extensively reconstructs fabric to reproduce an earlier state or materially alters the appearance of the place through alterations, additions or construction of new fabric.	Development that extensively reconstructs fabric to reproduce an earlier state or materially alters the appearance of the place through alterations, additions or construction of new fabric.	Development that is not informed by a conservation or archaeological management plan and may affect potential scientific value.	Development that results in a significant loss of fabric or use of a place that has a strong and current association with the community.	Element that contributes to rarity is lost and impact cannot be mitigated.	Element that contributes to representativeness is lost and impact cannot be mitigated.	Development that is likely to lead to loss or deterioration of the structural integrity of the place, or the loss or deterioration of any element of the place that is integral to its cultural heritage significance.	Development that results in a significant loss of fabric or settlement pattern that contributes to the authenticity of the place.	Development that proposes a change of use that is not compatible with past uses and/or does not reflect the values of the place.	Development that proposes a change of use that is not compatible with past uses and/or does not reflect the values of the place.	Demolition or removal of element(s) of some significance. Demolition, relocation or removal of element(s) identified in a heritage assessment as being of considerable significance.
Major (negative)	New infill development on vacant lots (including those approved for total demolition), carparks, open space. New construction that retains a facade of historic fabric.	Development that detracts from the historic value through adaptation or removal of significant element(s) or introduction of a new incompatible use.	Development that significantly affects or destroys known scientific values.	Development that results in a total loss of place, or loss of a use that has a strong and current association with the community.	Development that results in a substantial loss of an element or area identified as contributing to the rarity of the place.	Development that results in a substantial loss of an element or area identified as contributing to the representativeness of the place.	Development that results in a total loss of fabric and/or results in only the retention of a facade or shell of the significant fabric.	Development that results in a total loss of fabric and/or results in only the retention of a facade or shell of the significant fabric.	Development that results in a total loss of fabric and/or results in only the retention of a facade or shell of the significant fabric.	Development that results in a total loss of fabric and/or results in only the retention of a facade or shell of the significant fabric.	Total demolition or removal of element(s) identified in a heritage assessment as being of considerable significance. Total demolition or removal of element(s) identified in a heritage assessment as being of considerable significance.

Source: Guidelines for Preparing a Local Planning Policy for Local Heritage, Department of Planning, Lands and Heritage

11.2 Sustainability Strategy 2022-2032

Responsible Officer	Maria Cooke – General Manager Planning and Sustainability
Voting Requirements	Simple Majority
Attachments	Attachment 11.2A – Sustainability Strategy Draft

Purpose

For Council to consider adoption of the Sustainability Strategy 2022-2032, as provided in **Attachment A**.

Recommendation

That Council ADOPTS* the Sustainability Strategy 2022-2032, as provided at **Attachment A**.

**Noting that a draft version of Sustainability Strategy is attached to this report which will be formatted (including structurally) and graphically designed following acceptance before it is made publicly available. Minor typographical amendments, that do not affect the materiality of the document, may also be made to improve the presentation and/or make corrections.)*

Background

1. The City's inaugural Sustainability Strategy 2022-3032 (the strategy) was endorsed by Council at its 26 April 2022 Ordinary Council Meeting.
2. Initiative 8.5 (Theme 8 – A Well-governed City) identifies a strategy review due in 2025.
3. The review's focus was to refresh the Council endorsed strategy to provide the guiding framework for the City's "sustainability" strategic pillar and to provide a clear connection between each strategy theme, what it means and how it aligns with the strategic and operational levels of the organisation.
4. The review's objectives were to:
 - a) clarify how sustainability fits within the City's strategic imperatives and how sustainability should be embedded across all functions of the City.
 - b) evaluate the alignment of the sustainability strategy themes in the City's materiality, the UN Sustainable development Goals and assess how they apply across the organisation.
 - c) refine each sustainability theme with clearly outlined outcomes and measures of success from strategic perspectives.
5. A draft of the strategy was presented at an Elected Member Engagement Session on 8 April 2025.

Discussion

6. The strategy is the guiding document under the Strategic Community Plan's 2022-2032 'sustainable' strategic pillar.
7. The strategy is still structured around eight (8) key themes with the addition of the following sections:
 - a) Definition of sustainability.
 - b) Improved strategic alignment.
 - c) Improved alignment with the sustainable development goals (SDGs) and quadruple bottom line.
 - d) Simplified theme objectives.
 - e) Defined outcomes and measures of success for each theme.
 - f) Provision of tactics for organisational guidance on how sustainability initiatives may be identified.
 - g) Guidance on how to action the strategy.
 - h) Allocating accountability for information on each outcome.

Consultation

8. Internal consultation was undertaken across the organisation with the Executive Leadership Team and key staff across all service units in December 2024 and January 2025 to provide strategic direction and technical input into the review process.
9. Key recommendations from the consultation incorporated into the draft Sustainability Strategy include:
 - a) Strategic alignment for service units.
 - b) Clear metrics for strategic direction.

- c) Raising awareness about sustainability across all levels.
 - d) Business partnering.
 - e) Role clarity for effective collaboration.
 - f) Climate action – enhanced focus on mitigation and adaptation.
 - g) Systemic integration.
 - h) Role of the Sustainability services unit.
 - i) Sustainability Hub for engagement and building awareness on the subject.
10. Minor modifications were incorporated into the draft Sustainability Strategy document after being circulated internally.
11. As the draft Sustainability Strategy document maintains strategic direction around the 8 themes, and the changes proposed are focussed on outcomes, measures and guidance to achieve the objectives, community consultation is not proposed.

Decision Implications

12. If Council support the recommendation, the strategy will be made publicly available, and implementation will commence.
13. If Council does not support the recommendation the strategy will not be made publicly available, and the existing Sustainability Strategy will remain publicly available.

Strategic, Legislative and Policy Implications

Strategy	
Strategic Pillar (Objective)	Sustainable
Related Documents (Issue Specific Strategies and Plans):	<p>Strategic Community Plan 2022-2032</p> <p>The Strategic Community Plan’s ‘sustainable’ strategic pillar is underpinned by the Sustainability Strategy to achieve the community’s aspirations for a “healthy environment where nature, social and economic systems are in balance.”</p> <p>Sustainability Strategy 2022-2032</p> <p>A review of the strategy aligns with theme 8 of A Well-Governed City and initiative 8.5 in the current strategy to ensure that the strategy and any associated plans reflect the City and community’s sustainability aspirations.</p>

Legislation, Delegation of Authority and Policy	
Legislation:	<p><u>Local Government Act 1995 (WA) - Section 3.1(1) and section 3.1(1A)</u></p> <p>The function of a local government is to provide good government for persons within its jurisdiction in a way that promotes economic, social and environmental sustainability whilst considering climate change and decision-making that impacts future generations. The strategy review</p>

	<p>clearly aligns with the sustainable pillar of the Strategic Community Plan (as above) and with the 'Climate-Focused' theme of the Sustainability Strategy.</p> <p><u>City of Perth Act 2016 - Section 4(a)(i)(ii), 4(b) and Section 8(a)(d)(f)(i)</u></p> <p>The City of Perth and the City of Perth Council are responsible for recognising, promoting and enhancing the economic, social, cultural, environmental and civic role of Perth as the capital city.</p> <p>The City of Perth provides good government and services so the city has thriving businesses, vibrant cultural and entertainment precincts whilst enhancing and protecting it's natural environment and balancing the above roles for the benefit of its community and the broader Perth area.</p> <p>The strategy review aligns with the above responsibilities of the City of Perth (Administration) and the City of Perth Council.</p>
Authority of Council:	<p><u>Local Government Act 1995 (WA) – section 2.7</u></p> <p>Council is exercising its role as the governing body responsible for direction setting and oversight for the performance of the local government's functions.</p>
Policy:	Nil.

Financial Implications

14. Nil.

Further Information

15. Questions and Responses forming part of the Agenda Briefing Session on 15 April 2025 are as follows:

	Question	Response
1.	What specific science-based targets is the city adopting for reducing greenhouse gas emissions and what methods will be used the track and influence the community-wide emissions as well?	<ul style="list-style-type: none"> The City will undertake the mitigation planning in alignment with the measures of success for outcome 1.1. as a project in FY 25-26. Science-based targets will be adopted in accordance with the Science Based Targets initiative (SBTi) to guide a practical and scientifically grounded transition pathway. Community-wide emissions will be tracked using standardized methodology consistent with GHG protocol for Cities and align with the requirements of CDP for disclosures as it matures.

		<ul style="list-style-type: none"> The City would embed considerations to reduce community emissions directly or indirectly through awareness building and engagement as part of the City's roles (as a service provider, partner, advocator, facilitator and regulator).
2.	Are there any key practical steps and timelines that achieve the target of 30% tree canopy by 2036, and how will the city ensure that urban biodiversity will be measured and increased?	<p>The expectations/outcomes align with Urban Forest Plan 2016 and Urban Greening Strategy 2023-2036 which will guide the annual actions to progress towards these outcomes. A few of the initiatives in place are as follows:</p> <ul style="list-style-type: none"> Delivery of the City's annual infill street tree planting program which focuses on planting trees where gaps exist in existing street tree planting. New tree planting included as part of public realm enhancement projects delivered as part of the City's ongoing Capital Works program (i.e Streetscape and Open Space enhancements). Analysis of canopy cover change using DPLH Urban Canopy Dashboard (data release pending). <p>The urban biodiversity measurement is also supported through the delivery of initiative 11.5.5 of the Urban Greening Strategy – 'Establish an evidence based biodiversity target and measure progress'.</p>
3.	Just on the resource use, how does the city plan to achieve the target of 50% or more reduction in grid electricity use?	<p>The City aims to achieve a 50% or greater reduction in grid electricity use through a combination of energy efficiency measures and deployment of renewable energy technologies, across City buildings and other energy-consuming assets</p> <p>The City will continue to explore and pursue grant opportunities to support this transition especially for expansion of the onsite Solar PV and Battery Energy Storage System (BESS) portfolio across city owned buildings, informed by thorough technical and financial assessments.</p>

4.	Will the transition to vehicle fleet emission be part of that?	Yes, all emissions as per the Greenhouse Gas Protocol will be estimated and form a part of our ongoing endeavours for emission reduction.
5.	What community programs are within the scope or being planned to encourage synchronisation through this?	<p>This strategy serves as a guiding document for our approach to sustainability, addressing key aspects that are material to both the organization and the community, and is set to span until 2032.</p> <p>All plans, programs, and initiatives will be developed across all service units in alignment with the strategy, ensuring that they contribute to achieving the defined outcomes in this strategy.</p>

Council Resolution (OCM-25/04-004)

Mover: Deputy Lord Mayor Bruce Reynolds

Seconded: Councillor Clyde Bevan

That Council ADOPTS* the Sustainability Strategy 2022-2032, as provided at **Attachment A**.

**Noting that a draft version of Sustainability Strategy is attached to this report which will be formatted (including structurally) and graphically designed following acceptance before it is made publicly available. Minor typographical amendments, that do not affect the materiality of the document, may also be made to improve the presentation and/or make corrections.)*

CARRIED EN BLOC (8/0)

For : Deputy Lord Mayor Bruce Reynolds; Councillors Clyde Bevan, Raj Doshi, Liam Gobbert, David Goncalves, Viktor Ko, Catherine Lezer and Steven Wellard

Against : Nil



Sustainability Strategy

2022 - 2032



The City of Perth acknowledges the traditional custodians of the land we are situated on, the Whadjuk people of the Nyoongar nation and Aboriginal people from other lands.

We celebrate the continuing traditions, living culture, and the spiritual connection to Boorloo and the Derbarl Yerrigan.

We offer our respects to Elders past and present.

The City of Perth kadij kalyakool moondang-ak kaaradj midi boodjar-ak ngala nyininy, Wadjuk Noongar yoongar wer bandany Aboriginal yoongar yooarme boodjar-ool.

Ngalang woola Boorloo wer Derbarl Yerrigan kalakoorl, wongin kadadjiny wer, wirn-yoodan.

Ngalang kadij Birdiya koora wer yeyi moondang-ak kaaradjiny.

Contents

Acknowledgement of Country	2
Contents	3
Lord Mayor’s Message	4
CEO Foreword	4
Defining Sustainability	5
Commitment	6
Strategic Alignment	7
Aligning with Global Goals	8
Materiality Assessment	9
Themes	10
Theme 1: A Climate-Focused City	11
Theme 2: A Green City	12
Theme 3: A Resource-Conscious City	13
Theme 4: A Well-Planned City	14
Theme 5: A Thriving and Inclusive City	15
Theme 6: A Safe and Healthy City	16
Theme 7: A Prosperous City	17
Theme 8: A Well-Governed City	18
Putting this Strategy into Action	19
Monitoring Progress	20
Outcome Index Table	21
Sustainability framework	22
Glossary	23

Placeholder for photos and LM and CEO messages

Defining Sustainability

Sustainability is not a new concept; it has long been embedded in the practices of Indigenous peoples who have lived in harmony with the natural environment, understanding its limits, cycles, and changes. This deep connection with nature aligns with the modern definition of sustainability, which was officially outlined in the 1987 Brundtland Report, *Our Common Future*.

The report defined "sustainable development" as meeting the needs of the present without compromising the ability of future generations to meet their own needs.

Recognising the importance of this principle and its alignment with both the *Local Government Act 1995 (WA) Section 3.1(1A)* and the *City of Perth Act 2016*, we define sustainability for the City of Perth as:

‘Ensuring nature, social and economic systems are in balance for current and future generations.’

This definition reflects our commitment to fostering a sustainable future where the well-being of people, the environment, and the economy are equally prioritised.

A large rectangular box with a light gray background and a thin dark blue border. In the center of the box, the text "Image Placeholder" is written in a large, black, sans-serif font.

Image Placeholder

Our Commitment

In our pursuit of a sustainable future, we recognise the interconnectedness of our actions ‘as an Organisation’, ‘as a Capital City’ and ‘as a key Global City’.

Our commitment to sustainability will guide us, ensuring that we foster a city that is resilient, thriving, and responsible to both our community and the planet. The following commitments reflect our dedication to integrating sustainability into the core of our organisation, our city and our place in the world:

Our Organisation

We will embed sustainability in everything we do and decisions we make, understanding that without sustainability, our actions will impose a social, economic or environmental cost on future generations.

Our City

We will be a city with flourishing social, environmental and economic systems, working in harmony to sustain a thriving and vibrant city for current and future generations.

Our World

We will acknowledge our place in a globalised world, sharing in the challenges and leveraging opportunities that creating a sustainable world presents - looking outward to the world as the world looks in on us.

Our Role

Service Provider

As a service provider we will lead by example, taking responsibility for the impact of our operations, setting clear targets and implementing measures to enhance performance in areas directly under our control, contributing to our long-term future.

Regulator

As a regulator we will embed sustainability in our regulatory functions, striving to achieve the best possible sustainability outcomes across all areas of influence.

Advocator and Facilitator

As an advocate we will amplify the voice of our community, advocating for change on key issues beyond our control to address the needs and aspirations of our community.

As a facilitator we will enable initiatives where community participation is expected to deliver better, more effective and efficient outcomes.

Partner

As a partner we will actively build strategic partnerships with all levels of government, the private sector and other stakeholders; bringing stakeholders together, creating collaborative opportunities and driving collective value for sustainable development.

Strategic Alignment



The Sustainability Strategy builds on the three pillars of the City of Perth Strategic Community Plan 2022-2032, in particular the Sustainability Pillar –aspiring for a city where nature, social and economic systems are in balance.

The extract below, taken from the Strategic Community Plan, showcases where the Sustainability Strategy (the strategy), this guiding document, fits into the integrated planning framework of the City and guides operational plans and strategies across the organisation, complementing other guiding documents including the Economic Development Strategy, Social, Health and Wellbeing Strategy, Long Term Financial Plan, Asset Management Plan and the Workforce Plan.

Appendix D: Informing documents



The strategy translates the materiality assessment and outlines key themes aligned with these material aspects, while also localising the Sustainable Development Goals (SDGs). Each theme includes defined 'Outcomes' and corresponding 'Measures of Success', which guide the City in relation to each theme. This strategy acknowledges the current status of our progress in each theme and offers tactical guidance for integration of the theme and its aspects into the City's broader strategies, plans and operations.

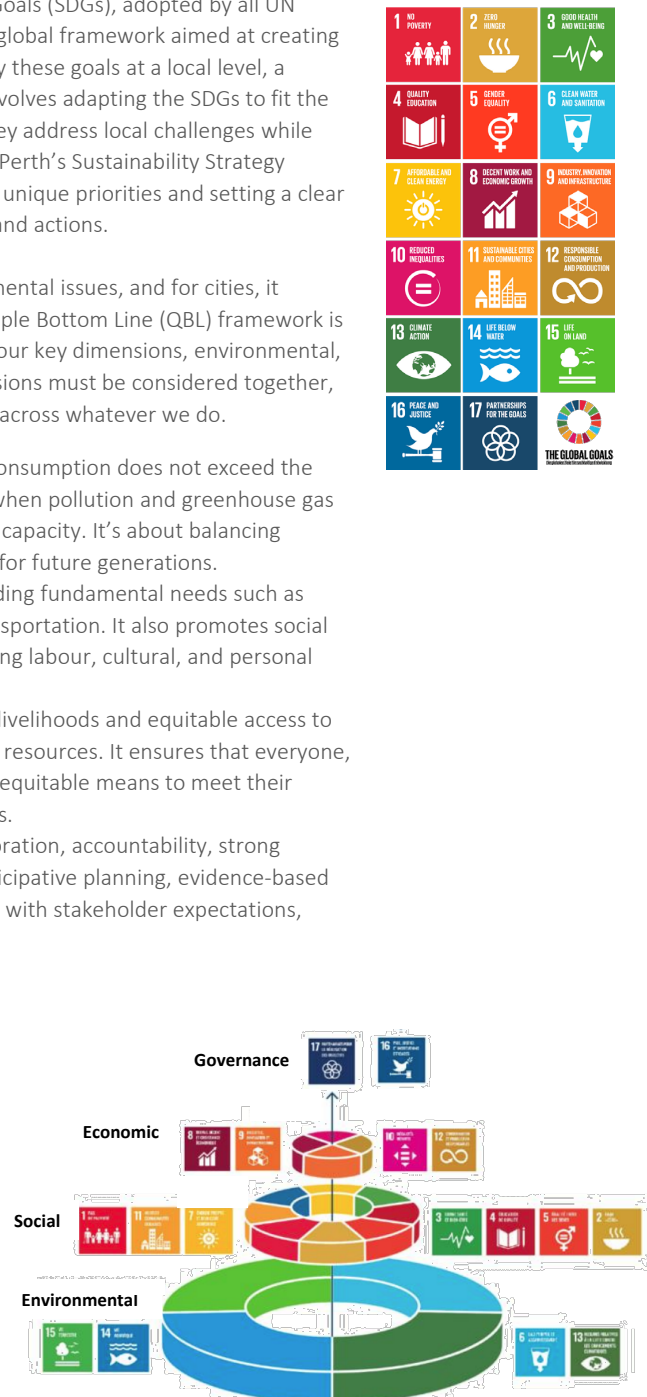
Aligning with Global Goals

The United Nations' Sustainable Development Goals (SDGs), adopted by all UN member states in 2015, offer a comprehensive global framework aimed at creating a sustainable world by 2030. To effectively apply these goals at a local level, a process known as 'localization' is crucial. This involves adapting the SDGs to fit the specific context and needs of cities, ensuring they address local challenges while contributing to global sustainability. The City of Perth's Sustainability Strategy localises the SDGs, aligning them with the City's unique priorities and setting a clear path for integrating sustainability into all plans and actions.

Sustainability encompasses more than environmental issues, and for cities, it requires a broad, holistic approach. The Quadruple Bottom Line (QBL) framework is an effective way to achieve this, incorporating four key dimensions, environmental, social, economic and governance. These dimensions must be considered together, fostering a holistic view and ensuring a balance across whatever we do.

- 1. Environmental :** Achieved when humanity's consumption does not exceed the planet's capacity to regenerate resources and when pollution and greenhouse gas emissions remain within the Earth's restorative capacity. It's about balancing development with environmental preservation for future generations.
- 2. Social :** Ensures communities thrive by upholding fundamental needs such as health, security, housing, water access and transportation. It also promotes social equity, inclusion, and well-being, while respecting labour, cultural, and personal rights.
- 3. Economic :** Involves maintaining secure local livelihoods and equitable access to resources ensuring no exploitation of depleting resources. It ensures that everyone, from individuals to large organisations, has the equitable means to meet their needs while safeguarding for future generations.
- 4. Governance :** Focuses on partnership, collaboration, accountability, strong organisations and transparency. It ensures participative planning, evidence-based strategies, and robust reporting to align actions with stakeholder expectations, ensuring that efforts remain effective.

The diagram below illustrates how the SDGs support the Quadruple Bottom Line for embedding sustainability across all aspects of the city. Together, these four dimensions form a holistic approach to sustainability and the SDGs provide a globally recognised benchmark that supports this approach, driving positive outcomes across environmental, social, economic, and governance aspects of the city. By aligning its strategies with the SDGs, the City of Perth ensures that its growth and development contribute positively to both local and global sustainability goals.



Materiality Assessment

A materiality assessment is essential for identifying and prioritising the sustainability issues that matter most to an organisation and its stakeholders. It ensures focus on areas that will deliver the greatest long-term value and sustainable outcomes.

For the City of Perth, the materiality assessment guided the development of the sustainability strategy, addressing both organisational operations and community needs. Through an online survey, City leadership and stakeholders ranked potential sustainability themes based on their importance. This process provided valuable insights into the issues that would most impact the City's future sustainability efforts.

The assessment identified eight key material aspects:



While other issues were considered, these eight aspects were chosen for their broad relevance and impact. Limiting the number of material aspects allows the City to focus on high-priority areas that resonate within the organisation and the community, ensuring a clear, actionable strategy.

As part of the strategy refresh, these aspects were reviewed with the City's management and executive leadership to confirm their ongoing relevance and alignment with current business priorities. This ensured that the material aspects reflect the City's evolving needs and challenges. This engagement across all staff is key to embedding sustainability in business-as-usual (BAU) practices. Supported by the Sustainability Services, each service unit will take responsibility for either corporate or community sustainability aspects, building on existing progress to drive further impact.

The materiality assessment is the cornerstone of our strategy, providing a clear, actionable priority that helps us prioritise the issues that matter most. Through the initial development and subsequent refresh, we've ensured that the City's sustainability efforts are both aspirational and achievable, focused on making a meaningful impact.

Themes

Guided by the materiality assessment, the strategy identifies eight themes as key in their entirety to harmonise the social, environmental, economic and governance factors that support sustainability for the City.

These eight material themes, align with the United Nation's Sustainable Development Goals and provide a robust alignment of their localisation for the City.

These themes along with their rationale for existence and alignment with SDGs is as follows:

1. A Climate-Focused City

Rationale: A commitment to reducing greenhouse gas emissions and enhancing climate resilience is a key priority to prepare for future climate impacts and managing the physical, transitional and reputational risks appropriately, whilst leveraging socio-economic opportunities of the transitioning low carbon economy.



2. A Green City

Rationale: Nature-focused initiatives such as expanding green spaces, restoring biodiversity, and using water-sensitive urban design to improve sustainability and enhance the community's well-being.



3. A Resource-Conscious City

Rationale: A focus on reducing resource consumption, promoting renewable energy, and improving waste management is critical to minimise environmental footprints and support sustainable growth. This focus helps lower operational costs and ensures that future generations have access to depleting resources for their needs.



4. A Well-Planned City

Rationale: Effective urban planning that incorporates sustainability is essential for managing growth without sacrificing quality of life or the environment. It ensures that development supports a low-carbon, environmentally conscious, liveable, and prosperous city ensuring our land resources are optimally utilised for community wellbeing today and for the growing population of the future.



5. A Thriving and Inclusive City

Rationale: It is vital to ensure that sustainability benefits reach all. This aspect focuses on a socially cohesive city where everyone has an opportunity to contribute to and benefit from a sustainable future.



6. A Safe and Healthy City

Rationale: A key focus on social and environmental risks and ensuring access to clean air, blue spaces, and green spaces is essential for sustainability. Promoting active transport and resilience to extreme weather events helps reduce risks for communities, making Perth a safer, healthier city for all.



7. A Prosperous City

Rationale: Fostering economic sustainability supports innovation, creates jobs, strengthens local resilience, provides a reputational uplift and ensures local businesses thrive in a low-carbon economy. This theme focuses on boosts to economic growth and ensures that Perth's economy remains competitive and adaptable in the transitioning green economy and enhances sustainability for the future.



8. A Well-Governed City

Rationale: Effective governance embeds sustainability into decision-making, ensuring collaboration, transparency and alignment with long-term sustainability goals. A focus on governance fosters trust and encourages maturity for a transformation towards a sustainable future.



Theme 1 A Climate-Focused City



Theme Objective:

To reduce the city's greenhouse gas emissions and enhance the city's resilience to climate change.

The City is committed to reducing greenhouse gas emissions while enhancing resilience to climate impacts, ensuring that the city is prepared for future climate scenarios through both mitigation and adaptation. This includes prioritising and transitioning to lower emission energy sources, implementing low emissions transport and materials, improving management practices for infrastructure and green assets to withstand climate-related risks, supporting vulnerable communities, de-risking supply chains, and investing in climate-resilient infrastructure and operations.

Through these efforts, the City aims to lead by example, creating a sustainable, low emissions, climate-focused urban environment for today and into the future.

Outcomes		Measure of Success		
		Short Term (2026)	Medium Term (2029)	Long Term (2032)
1.1 Organisation greenhouse gas emissions reduced	Scope 1 & 2	10% reduction in Scope 1 & 2 emissions from FY2023/24	Net zero Scope 1 & 2 emissions	
	Scope 3	Establish baseline and accounting system	Reduction in Scope 3 emissions in line with science-based targets	
1.2 Organisational physical, transitional and reputational climate risks are identified and understood across assets and operations		Establish and identify risks across strategic and operational levels	Risks well understood across scenarios and controls implemented and matured across the City	Risk management business as usual with value at risk appropriately included across City's plans
1.3 Community greenhouse gas emissions reduced		Establish baseline	Reduction in emissions in line with state government target for net zero by 2050	

Tactical Guidelines

- Develop and implement systems to baseline, track and reduce the City's greenhouse gas emissions, tracked across all service areas and regularly report on progress and performance against science-based targets.
- Ensure climate-resilience across the City's infrastructure and green assets with robust understanding and control measures for associated climate risks.
- Developing a climate change mitigation transition plan for all services of the City.
- Develop measures for impacting community emissions and community's resilience to climate change.
- Transition to low emission and secure alternatives for energy across City owned buildings, assets and local infrastructure.
- Promote active transportation and increase percentage of travel via these modes.

Where we are

- Emissions inventory for the organisation established with baseline year of FY2022/23
- Progressing mitigation efforts through renewables and zero emissions fleet across the organisation

Informing Documents

- Corporate Business Plan
- Long Term Financial Plan
- Asset Management Plans
- Climate Action Plans (TBD)



5,154 tCO₂e Scope 1 & 2
organisation emissions (FY2023/24)

Theme 2 A Green City



Theme Objective:

To preserve and restore biodiversity and integrate nature into the urban environment.

The City strives to be a green, biodiverse urban environment where nature and city life coexist symbiotically. This includes increasing the amount of urban greening while also focusing on restoring local ecosystems and protecting natural habitats.

By increasing urban greening and enhancing urban biodiversity, the City aims to improve air quality, reduce urban heat, support wildlife and vegetation and provide the community with accessible spaces for recreation and wellbeing. These efforts also correlate directly with 'A Climate-Focused City' and help in absorbing carbon emissions, mitigating flooding, and reducing the urban heat island effect, whilst recognising the community's vulnerability to certain climate risks.

Outcomes	Measure of Success		
	Short Term (2026)	Medium Term (2029)	Long Term (2032)
2.1 Urban tree canopy across the city is preserved and progressively increased	Establish four-yearly audit program of street and parkland trees Establish four-yearly canopy cover survey program	Tree canopy in the public realm progressively increased in line with City's tree canopy target of 30% to 2036	
2.2 Biodiversity across the city is maintained	Establish biodiversity baseline for the city	Biodiversity across the city is preserved and progressively increased.	
2.3 Urban heat island mitigated with a reduction in temperature hot spots across the city	Establish four-yearly thermal imaging survey program	Progressive reduction towards zero hotspots in the city	
2.4 Amount of green cover and green infrastructure in City assets is increased	Establish a system for consideration of green cover and green infrastructure in City assets	Progressive increase in green cover and green infrastructure across the City's assets	

Tactical Guidelines

- Expand the city's tree canopy and green spaces, including urban parks, streetscapes, living walls, roofs, podia and community gardens.
- Biodiversity conservation and restoration of habitats across the city.
- Implement strategies such as increased vegetation cover, providing irrigation and planting trees to provide shade and urban cooling in public spaces to reduce urban heat island effects.
- Designing new spaces and places to enhance greening and biodiversity outcomes.

Where we are

- International recognition as a Tree City of the World for leadership in urban forest management for two consecutive years (2023 and 2024)
- 16,493 trees and 247 plant species across the City's parks, reserves and open spaces
- 500 attendees at the 2024 annual Tree Month Festival
- Over \$1million invested to combat polyphagous shot-hole borer
- Participate in the annual WA Tree Festival

Informing Documents

- Urban Forest Plan 2016-2036
- Annual Infill Street Tree Planting Program
- Street Tree Guide 2023
- Urban Green Strategy 2023-2036
- Open Space Plan 2023-2038
- Integrated Water Plan 2023-2028
- Local Planning Strategy 2023
- Local Planning Scheme No. 3 (under development)



19% tree canopy cover in the public realm (2016)



Approximately 2,000 new street trees since 2016



16,493 trees and 247 plant species (2025)

Theme 3

A Resource-Conscious City



Theme Objective:

To minimise resource consumption and waste production.

The City is committed to fostering a culture of resource efficiency and sustainability across the organisation and our community. This includes reducing the use of resources like fuels, electricity, water, eliminating waste and pollution and increasing recycling, composting and renewable energy sources across the City's operations and encouraging the community to adopt sustainable practices.

By adopting a more sustainable approach to resource consumption, the City aims to reduce its environmental footprint while supporting economic efficiency. These efforts also correlate directly with 'A Climate-focused City' to reduce greenhouse gas emissions and present a huge opportunity for leveraging the benefits of global transition to a resource constrained economy.

Outcomes		Measure of Success		
		Short Term (2026)	Medium Term (2029)	Long Term (2032)
3.1 Organisation electricity consumption from the grid reduced		Establish systems and processes for reduction	40% or more reduction from baseline year	50% or more reduction from baseline year
3.2 Organisation fossil fuel consumption reduced	Transport	Undertake fleet and plant review	100% of light fleet are zero emissions vehicles	100% of heavy fleet are zero emissions vehicles
	Buildings and other	Establish systems and processes to reduce/remove	Fossil fuel consuming assets replaced with zero-emissions energy sources at end of life	
3.3 On-site renewable energy generation increased	Organisation	Establish solar and battery program with optimised business case and effective business models	1MW or more capacity of on-site renewable energy installed with appropriate storage capacity	On-site renewable energy generation and storage optimised across portfolio
	Community	Establish baseline	Increased uptake of on-site renewable energy generation	
3.4 Scheme water consumption reduced	Organisation	Establish systems and processes to reduce	20% reduction from baseline year	
	Community	Raise community awareness	10% reduction from baseline year in partnership with state agencies	
3.5 Organisation groundwater consumption aligned with annual irrigation demand		To be maintained in line or below state government targets for reduction in groundwater abstraction		
3.6 Percentage of waste diverted from landfill increased		To meet or exceed the state government targets for diversion rates		
3.7 Waste recovery enhanced	Municipal solid waste	Establish a baseline on circular economy	Municipal solid waste recovery rates progressively improved across the city	
	Commercial and demolition waste	Establish a baseline on industry symbiosis in the city	Engagement on commercial waste and demolition waste recovery in the city progressively increased	
			Increase in use of recycled materials in development and construction across the City's infrastructure	

Tactical Guidelines

- Drive city-wide energy efficiency initiatives and awareness programs to accelerate the adoption of renewable energy to significantly reduce electricity consumption.
- Promote sustainable transportation options and transition City vehicles to renewable energy sources progressively at renewals to reduce carbon emissions.
- Highlight water efficiency considerations for optimised irrigation and use of scheme water across the city.
- Foster the reduction, reuse, and recycling of materials to minimise waste across the City's operations.
- Champion the transition to a Circular Economy model, encouraging the community to prioritise resource efficiency, waste reduction, and sustainable practices.
- Prioritise materials that are long-lasting and deliver high-quality durable outcomes that minimise the need for future reworking from City infrastructure and operations.
- Reduction, reuse and recovery of construction materials from City operations to reduce landfill impact.
- Increasing the amount of alternative water sources for irrigation.

Where we are

- Energy efficiency upgrades are being undertaken across properties and assets portfolio, including HVAC, LED and smart lighting systems
- On-site renewable energy generation including battery storage is being considered across multiple assets with a current capacity at 156kW
- Transitioning to zero emissions vehicles including 7 electric light fleet, 2 all terrain vehicles and 3 electric path sweepers
- Smart irrigation program and groundwater monitoring across 26 parks, gardens and reserves
- The City maintains its Gold status under Water Corporation's Waterwise Program
- Effective community waste education programs across the city

Informing Documents

- Open Space Plan 2023-2038
- Integrated Water Plan 2023-2028
- Public Lighting Framework
- Asset Management Plans
- Waste Strategy 2014 – 2024+



156 kW on-site renewable energy capacity (FY2023/24)



22% waste diverted from landfill (FY2023/24)



6,585,779 KL community scheme water use (FY2023/24)

Theme 4 A Well-Planned City



Theme Objective:

To plan for land use and urban infrastructure that supports sustainability for intergenerational equity.

A well-planned city integrates sustainability into all aspects of its development. This means prioritising climate adaptation and mitigation in urban design, ensuring that new developments are resilient to climate risks such as flooding and heatwaves, and promoting compact, walkable communities with access to sustainable transport options. The City of Perth's urban planning efforts focus on reducing reliance on private cars, enhancing alternative modes of transport, and increasing the accessibility of green spaces and essential services. Sustainable buildings, energy-efficient infrastructure, and climate-resilient public spaces are central to the city's vision of growth supporting economic development that doesn't come at the expense of the environment or community wellbeing. The City supports a holistic approach to planning, prioritising sustainability, by integrating climate resilience and a strong connection between urban spaces, people and nature across the City's neighbourhoods.

Outcomes		Measure of Success		
		Short Term (2026)	Medium Term (2029)	Long Term (2032)
4.1 Residential population across the city increased		Progressive increase towards residential target of 55,000 by 2036		
4.2 Open space provision across the City's neighbourhoods increased		Continual reduction in gaps in open space provision across the city's neighbourhoods		
4.3 Sustainability certifications increased	Green Star	Progressive increase in building sustainability certifications across the city		
	NABERS			
4.4 Public transport ridership increased		Establish the baseline for public transport ridership within the city	Increase in the percentage of public transport ridership within the city relative to the baseline	
4.5 Percentage of people not using a car as primary mode of transport to work increased		Establish the baseline for people not using the car as a primary mode of transport	Increase in percentage of residents using public transport to travel to work	
			Increase in percentage of residents using active transport to travel to work	

Tactical Guidelines

- Promote mixed-use developments to reduce urban sprawl, support public transport, and preserve open space.
- Design and retrofit buildings and infrastructure in the city to be more resilient to climate impacts (e.g., heatwaves, flooding, and storms).
- Create integrated, sustainable transport systems that reduce car dependency, including bike lanes, pedestrian zones and efficient public transport networks.
- Create a network of accessible spaces that meet current and future community needs, protect environmental quality and enhance natural ecosystems.
- Promote active travel plan requirements for all residential and mixed-use developments

Where we are

- City Living Campaign including incentives for residential development
- E-Scooter Share Scheme trials
- Electric vehicle charging infrastructure and trials

Informing Documents

- Local Planning Strategy 2023
- Local Planning Scheme No. 3 (under development)
- Local Planning Policies (under development)
- Urban Design Framework
- Urban Forest Plan 2016-2036
- Urban Greening Strategy 2023-2036
- Open Space Plan 2023-2038
- Integrated Water Plan 2023-2028
- Public Lighting Framework
- Asset Management Plans
- Walking in the City Plan 2023-2026
- Bike Plan 2025-2035
- Safe City Plan 2021-2025
- Public Toilet Plan 2022-2032



32, 865 estimated residential population (2023)



311 acres or 23% of total land area of open space (2023)



75 Green Star certifications



Theme 5 A Thriving and Inclusive City

Theme Objective:

To create a city where everyone has equal access to the benefits of sustainability, ensuring our actions are inclusive, equitable, and improve quality of life for all.

The City strives to be a diverse and inclusive place, where all members of the community have access to the opportunities and services needed to thrive in a climate-conscious society. This includes facilitating the promotion of social cohesion, information access and ensuring that vulnerable communities are not left behind in the transition to a sustainable future. As the City works towards a sustainable future, it shall seek to involve local communities and businesses in actions that benefit everyone and promote greater social equity.

Outcomes	Measure of Success		
	Short Term (2026)	Medium Term (2029)	Long Term (2032)
5.1 Community investment in sustainable upgrades as enabled by the City's grants and sponsorship programs maintained	Investment levels from uptake of Sustainability grants programs maintained and increased		
5.2 Community participation rates on Sustainable Perth Hub increased	Establish the Sustainable Perth Hub	Progressive increase in community participation rates on Sustainable Hub	
5.3 Community engagement on sustainability education initiatives increased	Establish community sustainability education programs / initiatives	Increased community engagement with sustainability education programs / initiatives	
5.4 The City's staff engagement on sustainability education initiatives increased	Establish staff sustainability education program	Increased staff engagement rate on sustainability education initiatives	
5.5 The City's staff engagement on equity, diversity and inclusion increased	Increased staff engagement rate on equity, diversion and inclusion		
5.6 The City's procurement from Aboriginal Business and Disability Enterprises optimally considered	Establish an awareness program for proactive engagement of Aboriginal Business and Disability Enterprises in the City's procurement	Percentage spend by the City procuring from Aboriginal Business and Disability Enterprises is optimally maintained	

Tactical Guidelines

- Offer financial incentives as grants and sponsorships to all parts of the community and businesses, to support sustainable upgrades and practices.
- Access to sustainability resources, education and training opportunities for all parts of the community and businesses, empowering them to learn about sustainability and participate in sustainable practices.
- Raise sustainability awareness across the City's workforce through awareness programs and reference tools and robust management system.
- Improving organisational engagement on understanding social justice through the City's Equity, Diversity and Inclusion Framework.
- Encouraging focus on procurement from Aboriginal Businesses and Disability Enterprises suppliers.

Where we are

- Residential grant programs inc. sustainability assessments and upgrades
- Community advisory groups - Elders Advisory Group, Neighbourhood Groups, LGBTQIA+, Access and Inclusion

Informing Documents

- Social, Health and Wellbeing Strategy 2023-2033
- Diversity, Equity and Inclusion Framework 2021
- LGBTQIA+ Plan 2025-2029
- Reconciliation Plan (in development)
- Disability Access and Inclusion Plan 2021-2025
- Events Strategy 2021-2025
- Sponsorship guidelines
- Heritage Strategy 2020-2024
- Workforce Plan 2021/2022 – 2024/2025
- Library Strategy 2023-2027



\$185,623 community investment in sustainable upgrades (FY2022/23)



2,357 hits on Sustainable Perth Hub (2024)



0.6% of procurement on Aboriginal and disability enterprises (FY2023/24)

Theme 6 A Safe and Healthy City



Theme Objective:

To protect the health and safety of the community through sustainable measures that reduce exposure to risks, improve environment, and promote a healthy, active lifestyle.

The City is committed to ensuring the safety and well-being of its community in the face of a changing climate. This includes initiatives to reduce air pollution, improve water quality of waterbodies, and protect community from the effects of extreme weather events such as heatwaves, storms, and flooding.

Efforts to enhance green spaces, promote active transport, and ensure clean energy options contribute to better physical and mental health. Strengthened emergency response systems to ensure preparedness for climate risks, while also providing access to wellness and support services for the most vulnerable groups.

Outcomes	Measure of Success		
	Short Term (2026)	Medium Term (2029)	Long Term (2032)
6.1 Outdoor air quality across the City's neighbourhoods monitored, maintained and publicly accessible	Establish outdoor air quality monitoring system	Engagement and awareness progressively increased on air quality aspects and impacts across the city	
6.2 Indoor air quality in the City's public facilities monitored, maintained and publicly accessible	Establish indoor air quality management system and baseline for the City's public facilities	Indoor air quality in City's public facilities is maintained within permissible limits	
6.3 Health of water bodies across the city maintained	Establish water quality management system	Water quality in the City's water bodies is maintained within permissible limits	
6.4 Percentage of people walking or cycling as their primary mode of transport to work increased	Progressive increase in the percentage of residents that walk or cycle to work		
6.5 Number of emergency response facilities' capacity across the City's neighbourhoods increased	Establish a plan to increase emergency response capacity across the city	Capacity of emergency response facilities progressively increased across the City's neighbourhoods The number of emergency response facilities progressively increased across the city with appropriate renewable energy back-up systems	
6.6 Heat-related health incidents reduced	Number of heat-related health incidents progressively reduced towards zero incidents		

Tactical Guidelines

- Implement initiatives to measure air and water quality for improving community and visitor access and deliver programs for enhancing spaces with improved air quality and healthy water bodies.
- Strengthen community resilience by protecting vulnerable communities from extreme weather events by increasing the number of emergency management hubs and/or increasing the capacity of existing facilities.
- Strengthen partnerships with lead agencies around communications and support.
- Enhanced focus on adaptation measures across existing facilities and public open spaces to respond to climate risks.
- Promoting active transport modes like walking, cycling infrastructure, and green public spaces to encourage physical activity and reduce reliance on cars.

Where we are

- 5 emergency response facilities across 3 neighbourhoods, with 3,029 persons capacity
- Safe City Campaign established to raised awareness of safety in the city for residents, workers and visitors

Informing Documents

- Social Health and Wellbeing Strategy 2023-2033
- Safe City Plan 2021-2025
- Disability Access and Inclusion Plan 2021-2025
- Bike Plan 2025-2035
- Walking in the City Plan 2025-2035
- Workforce Plan 2021/2022 – 2024/2025

7 heat-related incidents per 100,000 hospitalisations (City of Perth local government area)

3,029 persons capacity in emergency response facilities (2024)

18% of people in the City walk or cycle to work

16

Theme 7 A Prosperous City



Theme Objective:

To support a green economy that creates sustainable local jobs, fosters innovation and transitions to low emission industries.

The City supports an economy that prioritises sustainability, innovation, and climate resilience. This includes supporting green jobs, fostering innovation, energy transition and encouraging sustainable business practices across all sectors. The City acknowledges its position as a gateway for the resources and the energy sectors which are a strong backbone for the growth of the city whilst seeking to future-proof its economy and facilitate long-term opportunities for local businesses and ratepayers ensuring sustainability. The City is dedicated to a future economy that supports local prosperity while ensuring that all residents, ratepayers and small businesses in the city benefit from a sustainable economic transition.

Outcomes	Measure of Success		
	Short Term (2026)	Medium Term (2029)	Long Term (2032)
7.1 Business investment as enabled by the City's grants and sponsorship programs maintained	Establish the baseline on current levels of business investment (\$) facilitated/enabled by the City's grants and sponsorship programs	Levels of business investment (\$) facilitated/enabled by the City's grant and sponsorship programs progressively increased	
7.2 Business engagement with the City on sustainability programs	Develop Sustainable Perth hub business webpages and events program	Number of businesses engaging with the Sustainable Perth webpages and events progressively increased each financial year	
7.3 Percentage spend by the City on procurement from suppliers headquartered in WA increased	Establish the baseline on current levels of percentage spend by the City on procurement from suppliers headquartered in WA	Percentage spend by the City on procurement from suppliers headquartered in WA progressively increased	
7.4 Socio-Economic Index for Areas (SEIFA IRSD) score for the City of Perth population is maintained	SEIFA IRSD score to remain above 1000		
7.5 Green energy industry thriving in the city	Establish baseline on current number of businesses in the green energy services and infrastructure industry	Number of businesses in the green energy services and infrastructure industry increasing	
7.6 Collaboration between industries, startups and education providers for growth in sustainable and high skill industries increased	Establish strategic partnerships with leading universities, industries, startup incubators and research organisations in WA	Partnerships progressively increased through educational research programs, startup programs and pilot projects in the city	

Tactical Guidelines

- Offer financial incentives as Grants and Sponsorship to businesses for sustainability initiatives.
- Improving access to sustainability resources, education and awareness opportunities for local businesses, and startups, empowering them to learn about sustainability and participate in sustainable practices.
- Focus on strengthening the integration of local supply chains for the City's operations
- The City demonstrating sustainability leadership amongst local businesses by showcasing examples and pilots.
- Facilitate collaboration across the state, national, international businesses focused on sustainability and leveraging opportunities across transitioning global green economy.

Where we are

- Relationships with 8 sister cities, 3 friendship cities and 18 World Energy City Partnership cities
- Partnership with Australian Urban Design AUDRC research for climate resilience in urban environments
- Partnership in research consortium, WATCH project, focused on circular economy and material mapping in WA
- Partnership with Kings Park for climate resilient plant species

Informing Documents

- Economic Development Strategy
- Events Strategy 2021-2025
- Grants and sponsorship guidelines



79.89% procurement from local businesses



1040 SEIFA IRSD score (2021)

17

Theme 8 A Well-Governed City



Theme Objective:

To ensure that climate action, sustainability and resilience are embedded into all levels of governance, with a focus on transparent decision-making and performance.

The City is dedicated to providing strong, transparent and accountable governance, with sustainability at the core of its decision-making processes. This includes setting clear climate action goals, integrating sustainability into all City policies, plans, projects and programs and ensuring that community members have a voice in shaping the city's climate future. Collaboration between government, business and community stakeholders is key to ensuring that sustainability is embedded in an inclusive and transparent manner. The City's leadership is committed to making sustainability a central part of all decision-making processes. Through effective governance, the City seeks to foster public trust and ensure long-term environmental, social, and economic sustainability.

Outcomes	Measure of Success			
	Short Term (2026)	Medium Term (2029)	Long Term (2032)	
8.1 Percentage of City's strategies and policies with clear linkages to Sustainability Strategy themes increased	Initiate a continual improvement program for establishing linkages	100% of City's strategies and policies establish clear linkages	Levels of embedded sustainability across the City's strategies and policies to be maintained and business as usual	
8.2 Percentage of City's processes/procedures and projects embedded with sustainability considerations increased	Initiate a continual improvement program for establishing linkages	100% of City's processes/procedures and projects embedded with sustainability considerations	Levels of embedded sustainability across the City's processes/procedures and projects to be maintained and business as usual	
8.3 Annual community spend on successful collaborations with external stakeholders for projects, services and engagements (Grants, Sponsorships, Events) increased	Establish baseline on value from external contributions driven by the City's collaborations	Value from external contributions driven by the City's collaborations progressively increased, as a percentage of the City's contribution		
8.4 Asset Sustainability Ratio improved	Continually improve the ratio between 0.9 and 1.10 levels ensuring considerations of all social, economic and environmental externalities and climate risks within Asset Management Plan			
8.5 Financial Health Indicator score remains higher than 70	Continually improve the score, aspiring to lead WA local governments (at least above 70) ensuring considerations of all social, economic and environmental externalities and climate risks within the estimates of LTFP			
8.6 Council decisions demonstrate consideration of sustainability themes	Establish decision making framework that includes sustainability framework	Strategic prioritisation of sustainability themes in decision making processes	Linkages to sustainability themes in council decisions increased	

Tactical Guidelines

- Publish reports on sustainability goals, climate action progress and financial investments in green initiatives.
- Facilitate forums, workshops, and community portals to engage community on Sustainability aspects.
- Foster City's collaboration with other local governments, businesses, research institutions and non-profit organisations related to the city to ensure coordinated sustainability action across sectors.
- Ensure that all City strategies, plans, policies, programs and activities have embedded sustainability aspects.
- Maintain a robust financial planning, performance monitoring and risk management for long-term sustainability of the organisation.

Where we are

- Piloting management systems to effectively monitor, track, optimise, and report on sustainability outcomes.
- Refreshing of the City's Sustainability Strategy including systems and processes for implementation and accountability across the organisation.
- Financial Health Indicator 88.

Informing Documents

- Corporate Governance Framework
- Long-term Financial Plan
- Asset management Plans
- Strategic Community Plan 2022-2032
- Corporate Business Plan



0.834 Asset
sustainability Ratio
(FY2023/24)



88 Financial
Health Indicator
(FY2023/24)

18

Putting Strategy into Action

To effectively implement the City of Perth's Sustainability Strategy, it is crucial that expectations of sustainability performance are embedded across all functions of the city. This will ensure that sustainability is a strategic and operational imperative and becomes a fundamental part of every decision, action and service provided by the City.

- **Strategic Integration**
The strategy will serve as the guiding reference for all City strategies, plans, and decisions. From the outset of any initiative, the balance of social, environmental, and economic factors must be considered. All plans and operational strategies from the City will track progress against the defined Measures of Success for the outcomes relevant to their respective strategy, plan, project, or decision. The outcomes of the Sustainability Strategy will guide decision-making, strategic planning, project prioritisation, and long-term impact assessments, which will be integrated into project scoping, feasibility studies, and budget planning.
- **Organisational Capacity and Resource Allocation**
Effective implementation of the strategy requires sufficient organisational capacity. The City will build sustainability expertise through training and clear responsibilities across all levels of the organisation. Resources will be appropriately allocated to high-impact sustainability projects, ensuring short-term and long-term goals from this strategy are met and financial sustainability further improves over time, mitigating the risks and leveraging the opportunities that sustainability presents.
- **Operational Planning**
All projects and initiatives will integrate sustainability outcomes right from their conceptualisation, as outlined in the strategy, as applicable, and will report progress against the defined measures of success. A short-term Sustainability Priorities Plan for 2025-26 has been developed to lay the foundation for the organisation's sustainability transformation. Based on this, a long-term implementation plan will be created for the next three years. The Sustainability Services Unit will provide business partnership and support throughout all stages of operationalising this strategy and its governance.
- **Embedding Sustainability in Processes and Operations**
Sustainability will be integrated into all operational processes as a continual improvement imperative. Each service unit shall have objectives aligned with the strategy, ensuring they are embedded in daily decisions. Performance will be tracked, and improvements guided by data and transparent reporting.
- **Creating a Sustainability Culture**
Sustainability must be ingrained in the City's culture, with every staff member understanding their role in achieving sustainability goals. Training, workshops, and professional development will empower staff to integrate sustainability into their work. Leadership will consistently model and communicate sustainability as a core responsibility.
- **Ensuring Continuous Improvement**
The strategy includes a robust monitoring and reporting framework to track progress and adjust as needed. Regular reviews, supported by a sustainability unit business partner for each area, will ensure the City adapts to emerging trends, stakeholder expectations, and evolving community needs.
- **Transitioning this Sustainability Strategy within the revisions of the Strategic Community Plan (Council Plan)**
As sustainability matures, its organisational approach will become central to the City's long-term vision in the Council Plan. Over time, sustainability will be fully integrated into the City's governance, guiding all aspects of decision-making.

Monitoring Progress

The outcomes across the themes will be continually monitored and analysed for the whole organisation by the Sustainability service unit with associated indicators provided to the applicable service units. The performance of each theme will be reported on as a part of the City's annual reporting processes, ensuring that the City can effectively measure, report and adjust actions based on data and performance outcomes. Regular monitoring provides transparency, encourages accountability, and supports continuous improvement toward the City's Sustainability Strategy.

The management of outcomes for each theme will involve:

- **Data Collection:** Establishing systems to gather relevant data on sustainability aspects and impacts including environmental, social, and economic metrics.
- **Measures of Success:** Defining specific, measurable, attainable, relevant, and time-bound goals for each theme.
- **Reporting:** Publishing regular progress reports to ensure transparency and inform stakeholders of achievements, challenges, and next steps.
- **Review and Adjustment:** Periodic reviews of performance to identify areas for improvement and adjust strategies as necessary to meet sustainability objectives.



SMART GOALS



SPECIFIC

Be clear about what you are aiming for – goals should include specifics such as 'who, where, when, why and what'.



MEASURABLE

Set goals that can be measured. Your goals should include a quantity of 'how much' or 'how many'.



ACHIEVABLE

Set goals that can be achieved. Goals that are too difficult /unattainable can be discouraging.



REALISTIC

Set goals that are practical and fit the circumstances.



TIME-RELATED

Set a timeframe and have an endpoint/deadline.



We use systems thinking

Focussed on individual behaviour is not enough. It is necessary to focus on the environment people live in and how this interacts with their choices and behaviours.



We are informed by evidence

We are committed to evidence-based and evidence-informed practice in the planning, implementation and evaluation of our work.

Table 1: Outcome Index

Theme	Outcome		Baseline Values	Accountability for Reporting
Theme 1: A Climate Focused City	1.1 Organisation greenhouse gas emissions reduced	Scope 1 & 2	5,154 tCO ₂ e (FY2023/24)	Planning and Sustainability
		Scope 3	To be established	Planning and Sustainability
	1.2 Organisation physical, transitional and reputational climate risks are identified and understood across assets and operations		To be established	Planning and Sustainability
	1.3 Community greenhouse gas emissions reduced		To be established	Planning and Sustainability
Theme 2: A Green City	2.1 Urban tree canopy across the city is preserved and progressively increased		19% (2016)	Planning and Sustainability
	2.2 Biodiversity across the city is maintained		To be established	Infrastructure and Operations
	2.3 Urban heat island mitigated with a reduction in temperature hot spots across the city		To be established	Planning and Sustainability
	2.4 Amount of green space in City assets increased		To be established	Planning and Sustainability
Theme 3: A Resource Conscious City	3.1 Organisation electricity consumption from the grid reduced		11,030,500 kWh (FY2023/24)	Planning and Sustainability
	3.2 Organisation fossil fuel consumption reduced	Transport	15,649,603 MJ (FY2023/24)	Infrastructure and Operations
		Buildings and Other	1,858,681 MJ (FY2023/24)	Commercial Services
	3.3 On-site renewable energy generation increased	Organisation	156 kW (FY2023/24)	Planning and Sustainability
		Community	To be established	Planning and Sustainability
	3.4 Scheme water consumption reduced	Organisation	76, 846 kL (FY2023/24)	Planning and Sustainability
		Community	6,585,779 kL (FY2023/24)	Planning and Sustainability
	3.5 Organisation ground water consumption aligned with annual irrigation demand		821, 551 kL	Infrastructure and Operations
	3.6 Percentage of waste diverted from landfill increased		22% (FY2023/24)	Infrastructure and Operations
	3.7 Waste recovery enhanced	Municipal solid waste	To be established	Infrastructure and Operations
		Commercial and demolition waste	To be established	Infrastructure and Operations
Theme 4: A Well-Planned City	4.1 Residential population across the city increased		28,463 (2021)	Planning and Sustainability
	4.2 Open space provision across the City's neighbourhoods increased		23% (2023)	Planning and Sustainability
	4.3 Sustainability certifications increased	Green Star	75	Planning and Sustainability
		NABERS	To be established	Planning and Sustainability
	4.4 Public transport ridership increased		To be established	Planning and Sustainability
	4.5 Percentage of people not using a car as primary mode of transport to work increased		To be established	Planning and Sustainability
Theme 5: A Thriving and Inclusive City	5.1 Community investment in sustainable upgrades as enabled by the City's grants and sponsorship programs maintained		\$185,623 (FY2022/23)	Engagement and Activation
	5.2 Community participation rates on Sustainable Perth Hub increased		2,357 (FY2023/24)	Planning and Sustainability
	5.3 Community engagement on sustainability education initiatives increased		To be established	Planning and Sustainability
	5.4 The City's staff engagement on sustainability education initiatives increased		To be established	Corporate Services
	5.5 The City's staff engagement on equity, diversity and inclusion increased		To be established	Corporate Services
	5.6 The City's procurement from Aboriginal Business and Disability Enterprises optimally considered		0.6% (FY2023/24)	Corporate Services
Theme 6: A Safe and Healthy City	6.1 Outdoor air quality across the City's neighbourhoods is monitored, maintained and publicly accessible		To be established	Planning and Sustainability
	6.2 Indoor air quality in the City's public facilities is monitored, maintained and publicly accessible		To be established	Planning and Sustainability
	6.3 Health of water bodies across the city is maintained		To be established	Infrastructure and Operations
	6.4 Percentage of people walking or cycling as their primary mode of transport to work increased		18%	Planning and Sustainability
	6.5 Number of emergency response facilities' capacity across the City's neighbourhoods increased		3,029 persons capacity (2024)	Planning and Sustainability
	6.6 Heat-related health incidents reduced		7 incidents per 100,000	Planning and Sustainability
Theme 7: A Prosperous City	7.1 Business investment as enabled by the City's grants and sponsorship programs maintained		To be established	Engagement and Activation
	7.2 Business engagement with the City on Sustainability programs		To be established	Planning and Sustainability
	7.3 Percentage spend by the City on procurement from suppliers headquartered in WA increased		To be established	Corporate Services
	7.4 Socio-Economic Index (SEIFA) score maintained		1,040 (2021)	Planning and Sustainability
	7.5 Green energy industry thriving in the City		To be established	Engagement and Activation
	7.6 Collaboration between industries and education providers for growth in sustainable and high skill industries increased		To be established	Engagement and Activation
Theme 8: A Well Governed City	8.1 Percentage of City's strategies and policies with clear linkages to Sustainability Strategy themes		TBA	Planning and Sustainability
	8.2 Percentage of City's processes/procedures and projects embedded with sustainability considerations		TBA	Planning and Sustainability
	8.3 Annual community spend on successful collaborations with external stakeholders for projects, services and engagements (Grants, Sponsorships, Events)		To be established	Engagement and Activation
	8.4 Asset Sustainability Ratio		0.834 (FY2023/24)	Corporate Services
	8.5 Financial Health Indicator		88 (FY2023/24)	Corporate Services

Sustainability Framework



Glossary

Term	Definition
Active transport	Modes such as walking and cycling and associated infrastructure that encourages physical activity and reduces reliance on cars.
Biodiversity (biological diversity)	All life forms on earth, including plants, animals, fungi and micro-organisms and the ecosystems they live in.
Biodiversity conservation and restoration	The protection and restoration of local ecosystems and natural habitats, enhancing urban biodiversity.
Carbon neutral	The balance of greenhouse gas emissions by offsetting with equivalent carbon offsets.
Carbon offsets	Tradable units that represents the avoidance, reduction, or removal of one tonne of greenhouse gas emissions.
Circular economy	A system focused on the reduction, reuse, and recycling of materials to minimise waste and conserve natural resources.
Climate adaptation	Measures to ensure communities, infrastructure and ecosystems can withstand and adapt to climate risks, enhancing resilience to climate change impacts.
Climate change	Long-term shifts in global or regional climate patterns, primarily driven by human activities that increase greenhouse gas emissions, leading to rising temperatures and extreme weather events.
Climate education	Educational initiatives to increase climate change literacy and empower communities to participate in sustainable practices.
Climate mitigation	Measures aimed at reducing the impacts of climate change by lowering greenhouse gas emissions.
Climate resilience	The ability of communities and ecosystems to prepare for, recover from, and thrive despite climate-induced changes and extreme events such as heatwaves, flooding and storms.
Climate resilient infrastructure	Designing and retrofitting buildings and infrastructure to withstand climate risks, such as heatwaves, flooding, and storms.
Community engagement	Engaging residents through workshops, advisory boards, and forums to involve them in shaping climate actions and policies.
Energy efficiency	The practice of using less energy to achieve the same output, reducing environmental impacts and emissions.
Energy transition	The process of shifting to low-emission, secure alternatives for energy across City-owned buildings, assets, and infrastructure.
Fossil fuel	Fuels that are non-renewable energy sources like coal, oil, and gas.
Greenhouse gas emissions (GHG)	The release of greenhouse gases into the atmosphere, such as carbon dioxide and methane that contribute to global warming and climate change.
Green cover	Combined areas of tree canopy cover and other vegetation on the ground or building roofs when viewed from above in an urban environment (Standards Australia: SA HB 214:2023).
Green infrastructure (GI)	All vegetation and natural systems that provide environmental, economic, and social benefits such as clean air, water, climate regulation, and places for recreation.
Local supply chains	The procurement of goods and services from local suppliers and business, including those based in Western Australia and Aboriginal businesses, that support local and regional economies and sustainability.
Low emission transport	Sustainable transport options such as cycling, walking, electric vehicles, and public transport that contribute to emissions reduction.
Net zero emissions	The balance of greenhouse gas emissions being reduced to zero through, efficiency, resources usage reductions, renewables, and then minimal carbon offset purchases.
Renewable energy	Energy derived from naturally replenishing sources like sunlight, wind, and geothermal energy.
Scope 1, 2, and 3 emissions	Scope 1: Direct emissions from City owned or controlled sources; Scope 2: Indirect emissions from the consumption of purchased energy; Scope 3: Indirect emissions from the supply chain and other external sources.
Sustainable Development Goals (SDGs)	A set of global goals aimed at addressing challenges such as poverty, inequality, climate change, and environmental degradation.
Sustainable transport networks	Integrated transport systems that reduce reliance on private vehicles, including bike lanes and pedestrian zones.
Sustainability Strategy	A framework for addressing environmental, economic, and social challenges in a holistic way to ensure long-term well-being for people and the planet.
Transparent reporting	Regularly publishing reports on sustainability goals, progress, and financial investments in green initiatives to ensure accountability.
Tree canopy cover	The extent of tree cover in an urban area, measured as part of efforts to increase urban greening and mitigate climate risks.
Urban greening	The integration of natural spaces into urban areas to improve air quality, biodiversity, and resilience to climate impacts.
Urban heat island	An urban area experiencing significantly higher temperatures than surrounding rural areas due to human activities and urbanisation.
Urban Heat Island mitigation	Implementing strategies, such as increased vegetation, providing irrigation and planting trees to provide shade and urban cooling to reduce the effect of higher temperatures in urban areas.
Water efficiency	The practice of using less water to achieve the same output, helping conserve water resources.
Water Sensitive Urban Design (WSUD)	A contemporary approach to the planning and design of urban environments that is sensitive to the issues of water sustainability, resilience and environmental protection (Standards Australia: SA HB 214:2023).

11.3 Review of CP 3.5 Initiation of Local Planning Scheme Amendments

Responsible Officer	Maria Cooke – General Manager Planning and Sustainability
Voting Requirements	Simple Majority
Attachments	Attachment 11.3A – Draft CP 3.5 Initiation of Local Planning Scheme Amendments - Tracked Changes Attachment 11.3B – Draft CP 3.5 Initiation of Local Planning Scheme Amendments - Final Draft

Purpose

For Council to consider revisions to Council Policy 3.5 - Initiation of Local Planning Scheme Amendments.

Recommendation

That Council:

1. APPROVES revised Council Policy 3.5 - Initiation of Local Planning Scheme Amendments as per **Attachment B**.
 2. APPROVES minor typographical amendments, where the materiality of the policies is not affected, and placing the policies in future new templates may be made to improve the presentation and/or make corrections.
-

Background

CP 3.5 Initiation of Local Planning Scheme Amendments

1. Council Policy 3.5 - Initiation of Local Scheme Amendments (CP 3.5) was adopted by Council at the Ordinary Council Meeting of 28 February 2023.
2. CP 3.5 was prepared in response to requests for ad hoc scheme amendments ahead of the finalisation of the City's new Local Planning Strategy (the Strategy) and draft Local Planning Scheme No. 3 (draft LPS3).
3. Since the adoption of CP 3.5 one applicant led scheme amendment (Scheme Amendment 52 to City Planning Scheme No.2) has been progressed. Scheme Amendment 52 was considered for final adoption at the Council Meeting of 29 October 2024 and is currently awaiting the approval of the Minister for Planning.

Local Planning Strategy

4. The Strategy outlines the strategic direction for the future planning and development of the city including draft LPS3 and supporting local planning policies. The Strategy was adopted by Council on the 13 December 2022 and endorsed by the Western Australian Planning Commission (WAPC) on 30 May 2023.

Draft Local Planning Scheme No. 3

6. On 30 April 2024, the Council resolved to seek approval from the WAPC to advertise draft LPS3. Draft LPS3 will replace all existing local planning schemes within the city.
7. Draft LPS3 is awaiting approval to be advertised from the WAPC.

Discussion

5. CP 3.5 has not been reviewed since it was adopted in 2023. Given the passage of time, adoption of the Strategy and progress of draft LPS3 it is considered appropriate to review the policy.
6. A copy of the revised policy is provided in **Attachment A**. Revisions to the policy are shown in tracked changes. The final updated policy for Council's approval is provided in **Attachment B**.

Revised CP 3.5

7. CP 3.5 was originally drafted to provide guidance for Scheme Amendment requests at a time when the Strategy had not been adopted by WAPC, and draft LPS3 had not yet been presented to Council for consideration.
8. The now adopted Strategy provides a vision, planning directions and actions. Thus, Council has an up-to-date strategic document to guide development within the city.
9. In addition, as draft LPS3 has progressed, there is an increasing likelihood that a scheme amendment, if initiated, may not have sufficient time to be progressed before draft LPS3 is finalised. As a general guide, standard and complex scheme amendments may take twelve to eighteen months to be completed.
10. To guide future scheme amendment requests there is a need to revise CP 3.5 to provide timing considerations relevant to the progression of draft LPS3.

11. The revisions to CP 3.5 are summarised in the table below.

Current CP 3.5	Proposed CP 3.5	Proposed Changes
Sections 1 to 5 Sections 6 and 7	Sections 1 to 5 Sections 6 and 7	No revisions proposed. Minor wording changes to sections 6 and 7 are proposed to reflect terminology used in the Strategy such as planning 'directions' and 'actions'. This aligns CP 3.5 with the Strategy.
Section 8	Section 8	The word 'draft' is inserted to allow for draft local planning schemes and policies to be considered under section 8 in addition to those existing. Under the deemed provisions of the <i>Planning and Development (Local Planning Scheme) Regulations 2015</i> 'draft' local planning schemes and policy can be given 'due regard' in the determination of development applications. It is considered appropriate to adopt the same approach to consideration of a Scheme Amendment.
Section 9	New section 9 with current section 9 renumbered to section 10.	A new section 9 is inserted to address timing considerations relevant to progressing scheme amendments post commencement of advertising of a draft scheme. The new provisions address timing uncertainties associated with advancement of a draft scheme whilst not imposing a moratorium that may unnecessarily fetter desirable planning outcomes. These considerations are to be applied in addition to other relevant policy considerations. Key considerations addressed in section 9 are as follows: i. Compelling circumstances or operational need Initiation of scheme amendments should generally not be supported post commencement of advertising of a draft scheme as the ability to complete the scheme amendment process prior to final approval of the scheme is reduced. Notwithstanding, if there are significantly compelling circumstances, or an operational need for an amendment the policy can accommodate such outcomes. ii. Submission conflicts The scheme amendment should not conflict with submissions received on the draft Local Planning Scheme through the formal consultation period, and which have yet to be considered by the Council or the State Government. iii. Amendments satisfies policy considerations Regardless of timing implications, the scheme amendment will need to satisfy other relevant requirements of CP 3.5, for example, the amendment is in the interest of orderly and proper planning. iv. Prejudice Progressing a scheme amendment should not hinder the progression, adoption or implementation of a draft Scheme.

		In addition, regard should be given to whether the scheme amendment is already addressed in a draft Scheme. The timing and benefit of undertaking an amendment need to be weighed against the timeliness of a draft Scheme coming into effect.
Section 9	Section 10	Former section 9 is renumbered to section 10 given the introduction of timing considerations discussed above.
Document Control	Document Control	Minor changes are made to reflect updating of the policy.

Consultation

12. Prior to final adoption of the first version of CP 3.5 by Council, the policy was advertised for a period of 42 days. Four submissions were received from the advertising. Two submissions supported CP 3.5, and two submissions conditionally supported the policy, subject to modifications.
13. The modifications to CP 3.5 are considered to be administrative and minor in nature and therefore the modifications are not proposed to be advertised.

Decision Implications

14. If Council supports the modifications to CP 3.5, the revised policy will provide guidance on the consideration of scheme amendments once draft LPS3 has been advertised.
15. If Council does not support the modifications to CP 3.5, the policy will remain in its current form and no guidance will be provided on the consideration of scheme amendments once draft LPS3 has been advertised.

Strategic, Legislative and Policy Implications

Strategy	
Strategic Pillar (Objective)	Liveable
Related Documents (Issue Specific Strategies and Plans):	Local Planning Strategy The Strategy provides a 10 - 15 framework to guide the planning and development of the city and the preparation of Local Planning Scheme No.3.

Legislation, Delegation of Authority and Policy	
Legislation:	Clause 75 of the <i>Planning and Development Act 2005</i> provides local government with the legislative power to initiate an amendment to a local planning scheme operating within its local government area.
Authority of Council/CEO:	Section 2.7(2)(b) of the <i>Local Government Act 1995</i> , which states that Council is to determine the City's policies.
Policy:	Nil.

Financial Implications

16. Nil.

Further Information

17. Questions and Responses forming part of the Agenda Briefing Session on 15 April 2025 are as follows:

	Question	Response
1.	Can the administration provide an example of any compelling planning or development circumstance or urgent operational need that would justify imitating a scheme amendment after the draft LPS3 consultation starts?	<p>There may be unforeseen opportunities to support city growth that could warrant an amendment to the current planning framework, where it can be demonstrated that CP 3.5 can be met.</p> <p>Examples that could warrant consideration after draft LPS3 consultation starts could include amendments to implement a development approval so as to not delay construction, or implementation of changes to the state planning framework.</p>

Council Resolution (OCM-25/04-005)

Mover: Deputy Lord Mayor Bruce Reynolds

Seconded: Councillor Clyde Bevan

That Council:

1. APPROVES revised Council Policy 3.5 - Initiation of Local Planning Scheme Amendments as per **Attachment B**.
2. APPROVES minor typographical amendments, where the materiality of the policies is not affected, and placing the policies in future new templates may be made to improve the presentation and/or make corrections.

CARRIED EN BLOC (8/0)

For : Deputy Lord Mayor Bruce Reynolds; Councillors Clyde Bevan, Raj Doshi, Liam Gobbert, David Goncalves, Viktor Ko, Catherine Lezer and Steven Wellard

Against : Nil



CP 3.5 | Initiation of Local Planning Scheme Amendments

Objective

1. To assist landowners and applicants to prepare requests for Scheme Amendments that are well considered and appropriately justified.
2. To guide officer assessment and Council determination of requests for Scheme Amendments from landowners or applicants, to ensure decisions are consistent, transparent and merit based.

Scope

3. Scheme Amendments are a statutory process involving a change to the zoning, land use permissibility, or development controls under the applicable Local Planning Scheme. This policy applies to all Local Planning Schemes in the City of Perth.
4. This policy will apply to all requests received by the City of Perth for Scheme Amendments.
5. This policy does not apply to 'basic amendments' as defined by the *Planning and Development (Local Planning Schemes) Regulations 2015*.

Policy statement

Council decisions on Scheme Amendments should take account of and be guided by the following:

6. **Does the proposal have strategic merit?**
 - a. Consideration should be given to how the proposed Scheme Amendment aligns with the vision, **planning directions** and **objectives actions** of the Local Planning Strategy, and the potential implications of the proposal on the long-term planning for the city.
 - b. Where a Scheme Amendment departs from the vision, **planning directions** and **objectives actions** of the Local Planning Strategy, consideration should be given to whether the Scheme Amendment demonstrates the following:
 - i. A change that represents a better outcome for the specific site, and for the city overall.
 - ii. Provision of direct community benefit.
 - iii. A new opportunity or development outcome that is currently not anticipated within the Local Planning Strategy but, is considered to have unique attributes and would achieve the overall intent of the Strategy.
 - iv. Delivery of strategic priorities approved by the Council.
 - v. A specific infrastructure response to a key neighbourhood need identified in a strategy or plan of the City of Perth.



7. **Is the proposal in the interests of orderly and proper planning?**
 - a. Changes to individual lots or other small areas will generally not be supported independently of a broader Local Planning Scheme review. However, consideration will be given to proposals where:
 - i. there are compelling site-specific circumstances (unique, unusual, urgent), and
 - ii. the proposal would achieve the outcomes of ~~Part Clause 4.6~~ above; and
 - iii. the resultant development would not adversely affect surrounding areas.
 - b. Scheme Amendments required for procedural purposes or that are considered to improve or clarify the existing intent of a Local Planning Scheme will generally be supported.
 - c. Consideration should be given to the extent to which a development proposal has progressed, with greater weight given to proposals with Development Approval, or concept plans and agreements between landowners and developers that will result in a tangible outcome.
 - d. Scheme Amendments should not be used in lieu of other ~~strategic~~ planning ~~instruments~~ ~~documents~~ (such as Precinct Structure Plans) and should not facilitate development of a scale that unduly pre-empts or fetters the strategic planning of an area.
8. **Does the proposal align with existing Scheme/Policy objectives?**
 - a. Where a Scheme Amendment deviates significantly from the existing ~~and draft~~ Scheme/Policy (i.e. it results in a change to zoning, plot ratio, the building height limit, or a significant change to the development potential of an individual lot or other small area), the following should be taken into consideration:
 - i. Any unintended consequence and/or risk associated with initiating the amendment.
 - ii. Any undesirable precedents set because of initiating the amendment.
 - iii. The uniqueness of the proposition and site outcome.
 - iv. The level of community benefit being delivered by the proposal.
 - v. The level of direct and long-term economic benefit, above what is considered to be the natural by-product of the development, that delivers specific outcomes identified in the City of Perth Economic Development Strategy.
9. **Timing considerations – draft Local Planning Schemes**
 - a. Initiation of scheme amendments will generally not be supported once consultation on a draft Local Planning Scheme commences.
 - b. Notwithstanding 9 (a), initiation of a scheme amendment may be supported if all the following criteria are met:
 - i. There is a demonstrated compelling planning or development circumstance, or urgent operational need.
 - ii. The proposal does not conflict with submissions received on the draft Local Planning Scheme through the formal consultation period, and which have yet to be considered by the Council or the State Government;
 - iii. The amendment otherwise satisfies all relevant sections of this policy; and
 - iv. The amendment is not prejudicial to the adoption, or implementation of a draft Local Planning Scheme.
 - c. In considering 9 (b) regard should be given to whether a modification proposed by a scheme amendment is already substantially addressed a draft Local Planning Scheme.

10. **Is there community support for the proposal?**

- a. Consideration needs to be given to any external feedback received on the formal advertising of the Local Planning Strategy or other planning instruments that directly relates to the Scheme Amendment. For example, if the community provided strong support for a land use during the advertising of the Local Planning Strategy, and that land use was proposed to be delivered as part of a Scheme Amendment, consideration would be given to those submissions received.



Document Control

Policy Context

Legislation, standards & external guidelines	<i>Local Government Act 1995</i> <i>Planning and Development Act 2005</i> <i>Planning and Development (Local Planning Schemes) Regulations 2015.</i>
Policies and procedures	Nil.
Strategies, plans and frameworks	Local Planning Strategy (draft) City Planning Scheme No.2 Local Planning Scheme No.26 City of Subiaco Town Planning Scheme No.4 City of Nedlands Town Planning Scheme No.2.

Document custodian

Alliance	Planning and Economic Development	Service Unit	City Planning
----------	-----------------------------------	--------------	---------------

Review management

Next review due:	February April 2027 5	Document Management Ref:	199396/22
------------------	---------------------------------------------	--------------------------	----------------------

Document management

Version	Adopted by	Adoption date	Synopsis of changes
1.0	Ordinary Council meeting	28 February 2023	Initial adoption
2.0			



CP 3.5 | Initiation of Local Planning Scheme Amendments

Objective

1. To assist landowners and applicants to prepare requests for Scheme Amendments that are well considered and appropriately justified.
2. To guide officer assessment and Council determination of requests for Scheme Amendments from landowners or applicants, to ensure decisions are consistent, transparent and merit based.

Scope

3. Scheme Amendments are a statutory process involving a change to the zoning, land use permissibility, or development controls under the applicable Local Planning Scheme. This policy applies to all Local Planning Schemes in the City of Perth.
4. This policy will apply to all requests received by the City of Perth for Scheme Amendments.
5. This policy does not apply to 'basic amendments' as defined by the *Planning and Development (Local Planning Schemes) Regulations 2015*.

Policy statement

Council decisions on Scheme Amendments should take account of and be guided by the following:

6. **Does the proposal have strategic merit?**
 - a. Consideration should be given to how the proposed Scheme Amendment aligns with the vision, planning directions and actions of the Local Planning Strategy, and the potential implications of the proposal on the long-term planning for the city.
 - b. Where a Scheme Amendment departs from the vision, planning directions and actions of the Local Planning Strategy, consideration should be given to whether the Scheme Amendment demonstrates the following:
 - i. A change that represents a better outcome for the specific site, and for the city overall.
 - ii. Provision of direct community benefit.
 - iii. A new opportunity or development outcome that is currently not anticipated within the Local Planning Strategy but, is considered to have unique attributes and would achieve the overall intent of the Strategy.
 - iv. Delivery of strategic priorities approved by the Council.
 - v. A specific infrastructure response to a key neighbourhood need identified in a strategy or plan of the City of Perth.



7. **Is the proposal in the interests of orderly and proper planning?**
 - a. Changes to individual lots or other small areas will generally not be supported independently of a broader Local Planning Scheme review. However, consideration will be given to proposals where:
 - i. there are compelling site-specific circumstances (unique, unusual, urgent), and
 - ii. the proposal would achieve the outcomes of Clause 6 above; and
 - iii. the resultant development would not adversely affect surrounding areas.
 - b. Scheme Amendments required for procedural purposes or that are considered to improve or clarify the existing intent of a Local Planning Scheme will generally be supported.
 - c. Consideration should be given to the extent to which a development proposal has progressed, with greater weight given to proposals with Development Approval, or concept plans and agreements between landowners and developers that will result in a tangible outcome.
 - d. Scheme Amendments should not be used in lieu of other planning instruments (such as Precinct Structure Plans) and should not facilitate development of a scale that unduly pre-empts or fetters the strategic planning of an area.
8. **Does the proposal align with existing Scheme/Policy objectives?**
 - a. Where a Scheme Amendment deviates significantly from the existing and draft Scheme/Policy (i.e. it results in a change to zoning, plot ratio, the building height limit, or a significant change to the development potential of an individual lot or other small area), the following should be taken into consideration:
 - i. Any unintended consequence and/or risk associated with initiating the amendment.
 - ii. Any undesirable precedents set because of initiating the amendment.
 - iii. The uniqueness of the proposition and site outcome.
 - iv. The level of community benefit being delivered by the proposal.
 - v. The level of direct and long-term economic benefit, above what is considered to be the natural by-product of the development, that delivers specific outcomes identified in the City of Perth Economic Development Strategy.
9. **Timing considerations – draft Local Planning Schemes**
 - a. Initiation of scheme amendments will generally not be supported once consultation on a draft Local Planning Scheme commences.
 - b. Notwithstanding 9 (a), initiation of a scheme amendment may be supported if all the following criteria are met:
 - i. There is a demonstrated compelling planning or development circumstance, or urgent operational need.
 - ii. The proposal does not conflict with submissions received on the draft Local Planning Scheme through the formal consultation period, and which have yet to be considered by the Council or the State Government;
 - iii. The amendment otherwise satisfies all relevant sections of this policy; and
 - iv. The amendment is not prejudicial to the adoption, or implementation of a draft Local Planning Scheme.
 - c. In considering 9 (b) regard should be given to whether a modification proposed by a scheme amendment is already substantially addressed a draft Local Planning Scheme.

10. **Is there community support for the proposal?**

- a. Consideration needs to be given to any external feedback received on the formal advertising of the Local Planning Strategy or other planning instruments that directly relates to the Scheme Amendment. For example, if the community provided strong support for a land use during the advertising of the Local Planning Strategy, and that land use was proposed to be delivered as part of a Scheme Amendment, consideration would be given to those submissions received.



Document Control

Policy Context

Legislation, standards & external guidelines	<i>Local Government Act 1995</i> <i>Planning and Development Act 2005</i> <i>Planning and Development (Local Planning Schemes) Regulations 2015.</i>
Policies and procedures	Nil.
Strategies, plans and frameworks	Local Planning Strategy City Planning Scheme No.2 Local Planning Scheme No.26 City of Subiaco Town Planning Scheme No.4 City of Nedlands Town Planning Scheme No.2.

Document custodian

Alliance	Planning and Economic Development	Service Unit	City Planning
----------	-----------------------------------	--------------	---------------

Review management

Next review due:	April 2027	Document Management Ref:	
------------------	------------	--------------------------	--

Document management

Version	Adopted by	Adoption date	Synopsis of changes
1.0	Ordinary Council meeting	28 February 2023	Initial adoption
2.0			

11.4 E-Scooter Share Scheme

Responsible Officer	Maria Cooke – General Manager Planning and Sustainability
Voting Requirements	Simple Majority
Attachments	Confidential Attachment 11.4A – E-Scooter Share Scheme Trial - Summary Report

Purpose

To present the recommendations of the E-Scooter Share Scheme Trial and seek Council's approval for the continuation of a new scheme.

Recommendation

That Council:

1. NOTES the findings of the City of Perth's E-Scooter Share Scheme Trial.
 2. APPROVES the continuation of an E-Scooter Share Scheme and commencement of a new public tender process.
-

Background

1. On December 2021, amendments were made to the WA Road Traffic Code 2000 to include rules and regulations relating to e-rideables. E-rideables include electric scooters, electric unicycles, electric skateboards, electrical roller skates, one-wheel electric scooters and hoverboards.
2. Prior to these changes there has not been clear guidelines in relation to permissible use of e-scooters, which has deterred hire companies from setting up in Western Australia. These amendments made the operation of e-scooter share schemes more viable in Western Australia.
3. Following a public tender process, The City's E-Scooter Share Scheme (ESS) Trial commenced on 16 March 2023 with two operators – Bird Rides and Neuron Mobility. The operators had a combined total of 500 e-scooters deployed throughout the City in designated areas.
4. After 9 months of operation, Bird Rides announced their departure from the Australian market, with their contract with the City ceasing on 22 November 2023. A coordinated transition to Beam Mobility commenced, with the operator joining Neuron in the City's trial on 23 November 2023.
5. An E-Scooter working group was established in late 2024 between Perth Inner City Group (PICG) Councils. The purpose of the group is to look beyond the boundaries of the respective Local Government Authority's (LGA) to see how a seamless e-scooter service could be delivered. The governance structure, operational requirements and key lessons learnt have been shared with the group.
6. Contracts with Neuron and Beam were recently extended to 1 July 2025, in efforts to coordinate with the Perth Inner City Group in expanding the scheme beyond the City of Perth's boundaries by sharing operational requirements and lessons learnt. The City of Vincent and Kings Park have recently extended e-scooter contracts to 1 July 2025 to reflect the City of Perth's arrangements.

Discussion

7. The aim of the continuation of the E-Scooter Share Scheme is to:
 - a. **Support tourism** – Visitors can easily explore the city without needing a car.
 - b. **Provide mobility choice** – Expands transport options, especially for short trips in hot weather.
 - c. **Reduce congestion** – Encourages people to leave cars at home, easing traffic.
 - d. **Improve first/last kilometre connectivity** – Bridges gaps between public transport and destinations.
 - e. **Provide sustainable transport** – low emissions, helping reduce carbon footprint.
 - f. **Boost local economy** – Encourages more foot traffic to local businesses.
 - g. **Provide flexibility and convenience** – Available on demand
 - h. **Reduce transport costs** – Affordable alternative to taxis or rideshare.
 - i. **Encourage innovation** – Supports modern, smart city transport solutions.
8. The ESS trial operates across the City's six neighbourhoods. Kings Park, which is managed by the State Government's Department of Biodiversity, Conservation, and Attractions

9. Mandatory Designated Parking (MDP) has been implemented under the City's Scheme. Parking stations should be easily accessible to users. They are usually located near transport hubs, retail and hospitality precincts, accommodation and popular visitor destinations. The geofencing technology not only manages speed and safe riding but also ensures vehicles are directed to designated parking zones, reducing the likelihood of non-compliant parking.
10. Parking stations are occasionally removed, paused or added. This can occur during construction works or events, and stations can be added when a gap in the network is identified. There are currently 146 parking stations across the city.
11. Over the course of the trial, a total of 689,422 total rides have been taken, an estimated 126 tonnes in Co2 emissions saved and a total distance of 1,273,520km in distance travelled.
12. Since the start of the trial, a total of 133 safety-related incidents have been reported in relation to the City's ESS. This equates to 0.02% of the total rides taken as part of the trial. These incidents have been reviewed and classified into five categories: Inconclusive, Minor, Moderate, Sever and Damage to Property. A summary of safety incidents reported under the City's ESS is included on page 20 of Confidential Attachment 11.4A E Scooter Share Scheme Trial – Summary Report.
13. A meeting was held with the State Trauma Registry Department on Wednesday 9 April 2025 to gather further e-scooter related injury data recorded within Perth. Contact has also been made with St John WA, Royal Perth Hospital and Sir Charles Gardner Hospital for e-scooter related incident and injury data.
14. A report from healthcare providers is expected by early May 2025, noting the following:
 - a. The data provided **will not be** definitive, and should be referenced for general trends only, noting nuances in locations and level of trauma.
 - b. The data will provide a broader view of e-scooter incidents, noting the city has no control over private e-scooter usage.
 - c. There is **no way** to differentiate injuries and trauma related to private e-scooter usage or those under the scheme.
15. The average riders travel approximately 1.9km in distance per ride, with an average riding time of approximately 12 minutes.

Consultation

16. Two rounds of community consultation have been undertaken in February 2024 and January 2025, seeking community feedback on the trial to inform the future direction of the scheme.
17. A total of 263 survey responses were received in the February 2024 consultation period. The majority of respondents were residents within the City of Perth, with more than 64% of those residents from the East Perth neighbourhood. The survey responses indicated that 62% of participants expressed a neutral to positive view towards the ESS trial. Key issues raised include non-compliant helmet use, conflict with pedestrians and parking stations.
18. A total of 712 survey responses were received in the January 2025 consultation period, with 51% of respondents City of Perth residents, and 60% of those from East Perth and Claisebrook. 62% of respondents have not used the ESS, and 70% of non-users have a concern. 38% of respondents have used the ESS at least once, with 60% of those users expressing a positive view.

Implications and Considerations for the Tender

19. In response to feedback received from the community and lessons learnt throughout the duration of the trial, a number of improvements and changes will be incorporated into the tender documentation including:
- a. **Safety** – Implementation of further restrictions to ensure compliance with State legislation including age of riders, helmet wearing, no tandem rides and operating within designated speed restrictions.
 - b. **Mandatory Designated Parking Areas** – Continuation of designated parking areas, with further restrictions implemented to improve parking compliance and visual amenity of the scheme.
 - c. **Multiple Operators** – Engaging multiple operators ensures competition, and a higher quality and more competitively priced active transport service for users across the city.
 - d. **Slow Zones / No Go Zones** – Continuation and expansion of slow and no-go zones. This includes continuation of restrictions to the pedestrian malls and throughout the Northbridge Entertainment Precinct on Friday and Saturday nights.
 - e. **Cross Boundary Trips** – Continuation of cross boundary trips where E-Scooter scheme's are in operation with participating operators in surrounding Local Government Areas, enabling enhanced connectivity and accessibility.
 - f. **Cost to User** – Further incentives to be explored to enable a cost competitive scheme that provides an attractive mobility choice to all users.
20. Further considerations and recommendations are outlined in Confidential Attachment 11.4A E Scooter Share Scheme Trial – Summary Report.

Decision Implications

21. If Council supports the recommendation, the City's E-Scooter Share Scheme will continue beyond the trial from 2 July 2025. A new public tender process will determine the operators under the scheme.
22. If Council does not support the recommendation, the trial and all operations under the scheme will cease on 1 July 2025.

Strategic, Legislative and Policy Implications

Strategy	
Strategic Pillar (Objective)	Liveable
Related Documents (Issue Specific Strategies and Plans):	Strategic Community Plan 2022-2023 Corporate Business Plan 2022/23 - 2025/26 Transport Strategy 2017 Economic Development Strategy 2022 - 2032

	<p>Sustainability Strategy 2022-2032</p> <p>Social, Health and Wellbeing Strategy 2023 – 2033</p> <p>Bike Plan 2025-2035</p> <p>Walking in the City Plan 2025-2035</p>
--	------------------------------------------------------------------------------------------------------------------------------------------------------------------------

Legislation, Delegation of Authority and Policy	
Legislation:	WA Road Traffic Code 2000 (amended 4 December 2021)
Authority of Council/CEO:	Nil.
Policy:	Nil.

Financial Implications

23. There are substantial financial benefits for having an e-scooter share scheme within the City, including revenue from access and operating fees, contributes to the local economy by enabling greater mobility options for events and activations, and supports access to local services and businesses.
24. The City of Perth's E-Scooter Share Scheme has generated \$569,319 ex GST in revenue over the past 22 months.
25. Since the introduction of e-scooters within the City of Vincent and Kings Park, the City of Perth has enabled cross boundary trips to occur with the operators, stipulating the LGA point of origin shall receive the revenue from the ride.
26. Fleet expansion opportunities and further review of the operating and access fee arrangements will be reviewed and considered as part of a public tender process.
27. An appropriate pricing model will be adopted to ensure there is no financial impact to the City.

Further Information

28. Questions and Responses forming part of the Agenda Briefing Session on 15 April 2025 are as follows:

	Question	Response
1.	Page 75: 13. When will the information from these further meetings be available?	<p>A report from the State Trauma Service is expected within the next 3 weeks. The following is noted</p> <ul style="list-style-type: none"> The data they provide will not be definitive, and should be referenced for general trends only, noting nuances in locations/reporting/level of trauma. The data will provide a broader view of e-scooter incidents, noting the city has no control over private e-scooter usage.

		<ul style="list-style-type: none"> There is no way to differentiate injuries and trauma related to private e-scooter usage or those under the scheme.
2.	Confidential Attachment. Page 26. There is a selected amount of information given from this consultation. When I unpack the figures it looks to me like of the 712 responses 295 were supportive and 416 not supportive. Can you please confirm this is correct?	<p>Correct.</p> <p>Of the 712 respondents, 295 respondents had used the E-Scooter Share Scheme. Of the respondents who have used the City's E-Scooter Share Scheme, 177 (60%) were supportive. Of the 416 who have not used the ESS, 291 (70%) expressed concerns or were unsupportive.</p>
3.	Confidential Attachment. Page 32. City of Melbourne no longer has a scooter share scheme.	<p>Noted and referenced as ceasing in Melbourne in November 2024.</p> <p>Since publication of the report, e-scooters have also since ceased operations in Yarra City Council, with both operators withdrawing due to fee increases imposed by the Council. The E-Scooter Scheme continues in the City of Port Phillip.</p>
4.	What costs are incurred by the City incur to generate the \$569,319 ex-GST revenue from the E-Scooter Share Scheme?	<p>0.4 FTE Project Officer has been allocated to the day-to-day management of the scheme. All costs relating to the operations of the scheme are borne by the operators.</p>
5.	What data is available to show E-Scooter usage by parking station? Can this data be used to reduce the number of parking stations across the city (currently at 146) in order to reduce kerb-side clutter?	<p>Operator data can show e-scooter usage by parking station, including trip start and end locations, dwell times, and station popularity. While this data can help identify underused locations, reducing the number of parking stations risks undermining the scheme's accessibility and effectiveness. A well-distributed network supports convenience, mode shift, and responsible parking—key factors in the success of shared micromobility. The data will be used to optimise placement and improve utilisation. The City will review stations if approved.</p>

6.	What data is available to calculate the optimal size of the total E-Scooter fleet to meet peak usage periods?	<p>Data used to inform fleet sizes includes:</p> <ul style="list-style-type: none"> • Trip usage data: including duration and distance, trip origin/destination • Heat maps, noting usage in the central CBD is substantially higher than Nedlands/Crawley for example. • Weekly patterns, noting usage peaks on weekends • Event-based usage spikes • Weather patterns, noting rain or extreme temperatures generally lower demand. • Seasonal patterns, noting usage peaks during the summer months
7.	Has the administration reached out to the tourism sector when you've been collating information for the report, which I say 'thank you for', as well as I know that a lot of the stats were from the City of Perth residents and locals, especially East Perth, but do we have anything outside of that realm?	<p>The Tourism sector was not specifically consulted, however the survey was advertised to a wide audience via social media posts and signage throughout the city.</p> <p>There were 712 respondents to the January 2025 community survey who reside in the following areas:</p> <ul style="list-style-type: none"> • 363 (51%) within City of Perth • 322 (45%) wider metro Perth • 18 (3%) Regional WA • 9 (1%) Interstate <p>Of those within the City of Perth:</p> <ul style="list-style-type: none"> • 60% from East Perth and Claisebrook • 30% from Central Perth • 5% from West Perth • 3% Northbridge • 2% Crawley-Nedlands

8.	With the bike plan that we passed in council a few months ago, ideally we want e-scooters and bike riding to be done in a same way with more permanent presence in the city. Of e-scooters, if we decide to go ahead with it, will need to provide a more safer, separated infrastructure. Do you think the new BL, the new bike plan, will assist with a better safety on city paths for pedestrians?	In Western Australia, legislation was amended in 2016 to allow cyclists of all ages to legally ride on footpaths. More recently, in 2021, laws were updated to permit eRideables, including e-scooters, to operate on footpaths. While e-scooters are allowed to use dedicated bike and shared paths—and the City plans to improve this infrastructure over the next ten years under the new Bike Plan, there is currently nothing preventing their use on city footpaths.
9.	\$569,319 excluding GST has been generated from the trial of e-scooters, should we seize to have the scheme in the city what approximate percentage increase would that mean for rate payers in their rates?	\$569,319 was generated over a 2 year period, so it is effectively \$285,000 per year. This would equate to just over a quarter of one percent (0.25%) impact on rates.
10.	Whether there is any technology in the next phase of this scheme that could improve enforcement of safety rules like mandatory helmet use and preventing tandem or two-person riding?	Improved compliance with safety rules will be a key criteria as part of a future tender process, including any technological advances.
11.	Is the city considering any cost incentives as part of this scheme to make sure that this scheme provides affordable and attractive transport options for residents. People have often complained that it is unaffordable. Is that being considered?	The high cost to user was a key theme from the community consultation. Options to minimise this cost will be explored as part of a future tender process.

Officers Recommendation

Mover: Councillor Liam Gobbert

Seconded: Councillor Steven Wellard

That Council:

1. NOTES the findings of the City of Perth's E-Scooter Share Scheme Trial.
2. APPROVES the continuation of an E-Scooter Share Scheme and commencement of a new public tender process.

During debate, Councillor Lezer moved the following Procedural Motion:

Procedural Motion

Mover: Councillor Catherine Lezer

Seconded: Councillor Clyde Bevan

That Council DEFER the matter until the next Ordinary Council Meeting to allow the administration to gather further statistics.

LOST (3/5)

For: Councillors Clyde Bevan, Viktor Ko and Catherine Lezer

Against: Deputy Lord Mayor Bruce Reynolds; Councillors Raj Doshi, Liam Gobbert, David Goncalves and Steven Wellard

Debate reverted back to the substantive motion:

Council Resolution (OCM-25/04-006)

Mover: Councillor Liam Gobbert

Seconded: Councillor Steven Wellard

That Council:

1. NOTES the findings of the City of Perth's E-Scooter Share Scheme Trial.
2. APPROVES the continuation of an E-Scooter Share Scheme and commencement of a new public tender process.

CARRIED (5/3)

For: Deputy Lord Mayor Bruce Reynolds; Councillors Raj Doshi, Liam Gobbert, David Goncalves and Steven Wellard

Against: Councillors Clyde Bevan, Viktor Ko and Catherine Lezer

12. Community Development Alliance Reports

Nil.

13. Infrastructure and Operations Alliance Reports

13.1 Transition to Three Bin FOGO Service

Responsible Officer	Allan Mason – General Manager Infrastructure and Operations
Voting Requirements	Simple Majority
Attachments	Nil.

Purpose

The purpose of this report is to seek Council’s support to transition to a three bin (FOGO) kerbside collection service by 30 June 2026 for single unit dwellings (SUDs). The transition to FOGO will support the City in achieving its waste reduction target in the Strategy Community Plan 2022-2032.

Recommendation

That Council ENDORSE the transition to a three bin FOGO service for Single Unit Dwellings by 30 June 2026.

Background

1. At the Ordinary Council meeting 23 February 2021, the following resolutions were passed:

That Council:

Endorse the Draft City of Perth Waste Plan.

Authorise the Chief Executive Officer to release the City of Perth Waste Plan to the Department of Water & Environmental Regulation by the 31 March 2021 by reviewing and signing the Self-Assessment.

The Draft City of Perth Waste Plan was forwarded to Department of Water and Environmental Regulation (DWER) and endorsed for implementation in 2021.

The City's Waste Plan consists of two parts:

Part 1: Service and performance. This identifies the City's performance in relation to the three objectives of the States Waste Strategy (Avoid, Recover and Protect); and

Part 2: Implementation Plan. This outlines the actions the City will take to contribute to the achievement of the Waste Strategy targets and Objectives.

The main components of the Implementation Plan include.

- i. Consideration of a 3-bin system (Inclusive of FOGO) for future kerbside collection services
- ii. The Container Deposit Scheme (CDS)
- iii. Improved data collection of illegal dumping
- iv. Development of a waste education and communication plan
- v. Review of community recycling hubs
- vi. Study/trial to determine commercial versus residential waste generation volumes.

Consideration of the FOGO service is the only outstanding action.

2. Single Unit Dwellings (SUDs) currently receive a three-bin service (general waste, recycling, and garden organics). Prior to the introduction of FOGO, this was considered the best practice kerbside collection service.
3. Waste composition audits of SUDs completed by the City in 2022 and 2023 showed up to sixty six percent of general waste was organic material.
4. FOGO collections involve separating food scraps and garden waste (organic material) from general waste bins for composting or anaerobic digestion. This process reduces methane emissions, creates valuable compost, and diverts waste from landfill.
5. The City undertook a trial to determine the feasibility of deploying a Food Organics (FO) collection in Multi Unit Developments (MUDs) over the period 2018-2021. The findings of the trial determined contamination of bins to be a significant issue. Factors such as higher resident turnover and shared bins influence residents' performance in MUDs.
6. The City's Strategic Community Plan Strategic Goal S2 includes a target to reduce waste to landfill.

Discussion

7. The Federal Government's National Waste Policy aims to halve food waste to landfill by 2030. The WA State Government's Waste Strategy 2030 initially set a 30 June 2025 FOGO adoption deadline for Perth and Peel local governments, but this has been extended to 30 June 2026 due to a lack of processing infrastructure and logistical constraints.
8. The City has the reverse appointment of housing stock when compared with other WA Local authorities, with 28,958 residents living in MUDs compared to 1,727 residents in SUDs. In most other local governments, SUDs are the predominate property type, making introduction of a FOGO service a much easier prospect.
9. The City is proposing a staged approach where FOGO is delivered to SUDs in Stage 1 and MUDs will be progressively implemented as Stage 2 over a period of time. This approach is supported by DWER.
10. The Federal and State Governments provide funding support towards FOGO initiatives through policies and programs such as the Food Waste for Healthy Soils and the Better Bins: Go FOGO programs.
11. To meet the requirements of Better Bins, Go FOGO funding, the following is required to be performed by the City:
 - Green-lidded garden organics (GO) bin converted to a FOGO bin and collected weekly
 - Red-lidded general waste bin reduced to 140L and collected fortnightly with some exemption applying to the size of the bin
 - Yellow-lidded recycling bin retained and collected fortnightly
 - Additional waste education initiatives and measures to inform of the change and to minimise contamination

Consultation

12. The City has engaged with DWER, other local governments, and industry stakeholders to ensure alignment with best practices and funding requirements.
13. A communication plan will be developed and rolled out 12 months in advance of the FOGO go-live date with the aim of informing and educating residents of the benefits of this transition such as diverting organic material from landfill sites, reducing greenhouse gas emissions by processing the organic material into compost and supporting circular economy principals.
14. Six months ahead of the FOGO go-live date a comprehensive education campaign will commence with City Waste Education Officers spearheading targeted education programs for SUD's with the aim of informing residents about the changeover, how to use the new service, best practice sorting, the implication of contamination, odour management and waste reduction actions.
15. Following the rollout of FOGO to SUDs, tailored engagement strategies will be developed to support residents in MUDs who wish to transition to FOGO, where waste management complexities are higher.

Decision Implications

16. If Council supports the recommendation the City will be better placed to achieve the waste diversion targets set out in the States Waste Strategy (Avoid, Recover and Protect). Some residents may object to the change in service when the red-lidded general waste bin is reduced in size and moves from a weekly

collection cycle to a fortnightly cycle. Residents who have questioned the delay in delivery of FOGO will be supportive of the new service.

17. If Council does not support the transition to a FOGO collection service, the City is unlikely to achieve the targets set out in the of the States Waste Strategy. Residents who have questioned the delay in delivery of FOGO may be disappointed and petition Councillors to support the delivery of FOGO services.

Strategic, Legislative and Policy Implications

Strategy	
Strategic Pillar (Objective)	Sustainable
Related Documents (Issue Specific Strategies and Plans):	<ul style="list-style-type: none"> Strategic Community Plan 2022-2032 (Sustainable pillar) Sustainability Strategy 2022-2032 Waste Plan (Consideration of 3 bin system (Inclusive of FOGO) for future kerbside collection services)

Legislation, Delegation of Authority and Policy	
Legislation:	Nil.
Authority of Council/CEO:	<p>The recommendation is made to Council in line with both:</p> <ul style="list-style-type: none"> section 2.10 (a) of the Local Government Act 1995 whereby under the role of Councillors; represents the interests of electors, ratepayers and residents of the district; and section 2.7 which provides Council is to be responsible for the performance of the local government's functions and oversee the allocation of the local government's finances and resources.
Policy:	Nil.

Financial Implications

18. \$200,000 is set aside in the FY24/25 budget to progress the FOGO roll out and \$182,000 proposed in FY25/26 which has secured \$28,700 in State Government funding through the Better Bins: Go FOGO program
19. The cost of procuring replacement FO kitchen caddies and the ongoing supply of compostable bin liners is offset by the savings attained from the Tamala Park landfill gate fee of \$183 per tonne compared to the anticipated FOGO service fee of \$130 per tonne.

Account Number	31-1110-100-50-10928-7268	Operating
Account Description	Food Organic Garden Organic (FOGO) Rollout	
Current Budget	\$200,000	
Amendment to Budget		
Revised Budget		
Budget Impact		

Further Information

20. Questions and Responses forming part of the Agenda Briefing Session on 15 April 2025 are as follows:

	Question	Response
1.	18/19 - What is the estimated payback period on the \$200,000 + \$182,000 = \$382,000 of budget set aside over FY24/25/26 for FOGO rollout based on the landfill gate fee savings (\$183/tonne vs \$130/tonne)?	The payback of FOGO rollout costs for single unit dwellings via the reduction in gate fees is 8 years. This assumes the landfill waste levy increases at 3.5% per annum and the landfill gate fee at 3.0% per annum. Grant funding through the Waste Authority “Better Bins” program for the roll out of FOGO has not been factored in.

Council Resolution (OCM-25/04-007)

Mover: Deputy Lord Mayor Bruce Reynolds

Seconded: Councillor Clyde Bevan

That Council ENDORSE the transition to a three bin FOGO service for Single Unit Dwellings by 30 June 2026.

CARRIED EN BLOC (8/0)

For : Deputy Lord Mayor Bruce Reynolds; Councillors Clyde Bevan, Raj Doshi, Liam Gobbert, David Goncalves, Viktor Ko, Catherine Lezer and Steven Wellard

Against : Nil

14. Commercial Services Alliance Reports

Nil.

15. Corporate Services Reports

15.1 Monthly Financial Statements - February 2025

Responsible Officer	Michael Kent – Chief Financial Officer
Voting Requirements	Simple Majority
Attachments	Attachment 15.1A – Statement of Financial Activity P8 Attachment 15.1B – Notes on Significant Variances P8 Attachment 15.1C – Supplementary Notes to the SFA P8 Attachment 15.1D – Monthly Financial Statistics P8 Attachment 15.1E – Statement of Financial Position P8 Attachment 15.1F – Alliance Operating Variances P8 Attachment 15.1G – Capital Variances P8 Attachment 15.1H – Investment Report P8 Attachment 15.1I – Rates Monthly Report P8

Purpose

This suite of reports provides Council with timely, meaningful financial insights regarding the City's operating activities, financial performance, and financial position.

Recommendation

That Council RECEIVES the following financial reports for the period ended 28 February 2025:

- a. Statement of Financial Activity (SFA) - **Attachment 15.1A.**
- b. Notes on Significant Variances - **Attachment 15.1B.**
- c. Supplementary Notes to the Statement of Financial Activity - **Attachment 15.1C.**
- d. Monthly Financial Statistics - **Attachment 15.1D.**
- e. Statement of Financial Position - **Attachment 15.1E.**
- f. Alliance Operating Variances - **Attachment 15.1F**
- g. Capital Variances - **Attachment 15.1G**
- h. Investment Report - **Attachment 15.1H.**
- i. Rates Monthly Debtors Report - **Attachment 15.1I.**

Background

1. Presentation of a monthly financial report to Council is both a statutory obligation and good financial management practice that:
 - a. Demonstrates the City's commitment to managing its operations in a financially responsible and sustainable manner.
 - b. Provides timely identification of variances from budget expectations for revenues and expenditures and identification of emerging opportunities or changes in economic conditions.
 - c. Ensures proper accountability to the community for the use of financial resources.
2. Preparation of a monthly Statement of Financial Activity (SFA) is the minimal statutory requirement of the *Local Government Act 1995* and regulation 34 of the *Local Government (Financial Management) Regulations 1996*. It is also a responsible financial management practice to allow Council to effectively execute their financial management responsibilities.
3. Financial information that is required to be reported directly to Council monthly includes:
 - a. Operational financial performance against budget expectations.
 - b. Explanations for identified variances from expectations.
 - c. Financial position of the City at each given month end.
4. This statutory financial information is supported by additional supplementary information including investments performance and reports on rates and general debtors.

Understanding the Financials

5. When reading the financial information provided in this report, 'variances' (deviations from budget expectations) are classified as being either:
 - a. Favourable variance.
 - b. Unfavourable variance.
 - c. Timing variance.
6. A timing variance relates to a budgeted revenue or expense that has not occurred at the time it was expected, but which is still expected to occur within the budget year. That is, the financial transaction will still occur - but just in a different month. There should be no impact on the projected budget surplus by year end.
7. A realised favourable or unfavourable variance is different to a timing variance. It represents a genuine difference between the actual and budgeted revenue or expenditure item.
8. A realised favourable year to date variance on a revenue item is a positive outcome for the City as it increases the projected budget surplus. An unfavourable variance on a revenue item has the opposite effect, resulting a decrease to the projected budget surplus.
9. A realised favourable variance on an expenditure item may have either of two causes - one being a saving because the outcome was achieved for a lesser cost, which has the effect of increasing the projected budget surplus. The other cause may be that the proposed expenditure may not have been undertaken and is not expected to be incurred in that financial year. Whilst this may seem positive from the financial position perspective, it may not be a positive outcome for the community if the service or project is not delivered.

10. A realised unfavourable year to date variance on an expenditure item, (over-expenditure) results in a decrease to the projected budget surplus.
11. The Schedule of Significant Variances (**Attachment 15.1B**) provides commentary on whether the nature of the variance is savings related, timing related or otherwise.
12. If a realised favourable or unfavourable variance is material in value (of significant size), it will be amended through a formal budget review process.

Discussion

13. It is a statutory requirement to present a set of Monthly Management Accounts within two months of the end of the month to which they refer.
14. The SFA by Nature & Type - **Attachment 15.1A** presents a whole of organisation perspective on the attainment of revenue and expenditure targets overall - classified by nature and type.
15. The headline data from the SFA at month end is shown in Table 1 below.

Table 1:

Item Details	Annual Budget	YTD Budget	YTD Actual 24/25	Variance	F/ U
Operating Revenue	\$ 124.37 M	\$ 88.24 M	\$ 91.37 M	\$ 3.13 M	F
Rates Revenue	\$ 107.29 M	\$ 107.37 M	\$ 107.72 M	\$ 355 K	F
Cash Operating Exp	\$ 190.27 M	\$ 123.75 M	\$ 118.05 M	\$ 5.70 M	F
Non-Operating Revenue	\$ 7.13 M	\$ 1.29 M	\$ 1.63M	\$ 344 K	F
Property, Plant & Equip	\$ 30.55 M	\$ 10.68 M	\$ 10.66 M	\$ 10.66 M	F
Capital - Infrastructure	\$ 35.82 M	\$ 15.75 M	\$ 15.57 M	\$ 173 K	F
Capital Contributions	\$ 17.75 M	\$ 0.00 M	\$ 0.00 M	\$ 0.00 M	-

16. Material operating revenue and expenditure variances from **Attachment 15.1A** are detailed (with explanatory comments) in the Notes on Significant Variances (**Attachment 15.1B**).
17. Each line item listed in the SFA by Nature & Type **Attachment 15.1A** can be cross referenced (using the Note reference) back to the relevant note.
18. Examining the SFA (**Attachment 15.1A**) in more detail; the aggregation of operating revenues and operating expenses reflects a year-to-date Net Cash Position from Operations of \$81.04M compared to a year-to-date budget of \$71.85M. This is a favourable variance of \$9.19M at the end of the month.
19. Investing activities reflect a result of (\$25.02M) compared to a year-to-date budget of (\$25.13M). This is a favourable variance of (\$118K).
20. Construction of infrastructure to month end is \$174K ahead of budget expectations due to the phasing of a greater value of projects in the second half of the year.
21. Acquisition of non-infrastructure to month end is \$14K under budget expectation.

22. Adjusting for opening funds (Net Current Position), generates the Budget Deficiency before Rates. This then indicates the Amount Required to be Raised from Rates. The difference between the Rates amount, and the Deficiency before Rates, is the Closing Position.
23. The SFA for the period to 28 February shows that a rate yield of \$107.72M has been levied compared to the budget of \$107.36M - noting that heritage rates concessions may reduce that amount in future.
24. The disclosed SFA Closing Position of \$84.07M compares favourably to the projected year to date budget closing position of \$75.35M - due to the revised (higher) opening position and other improved operating revenue items which were approved in mid-year budget review.
25. Key financial statistics at each month end are presented graphically in **Attachment 15.1D** as an alternative representation of the data.
26. The Net Current Position Note (**Attachment 15.1C**) at month end reflects an indicative adjusted Net Current Position value of \$84.07M compared the year to date value of \$75.34M and a year-end budget projection of \$7.77M.
27. Headline data from this month's Net Current Position report is shown in Table 2 below.

Table 2:

Item Details	June 24 Actual	June 25 Annual Budget	February 25 Actual
Current Assets	\$ 243.55 M	\$ 204.69 M	\$ 315.71M
Current Liabilities	(\$ 40.98 M)	(\$ 42.93 M)	(\$ 44.81 M)
Unadjusted Net Assets	\$ 202.57 M	\$ 161.76 M	\$ 270.90 M
Less Restricted Items & Adjustments	(\$ 175.05 M)	(\$ 159.03 M)	(\$ 172.76 M)
Adjusted Net Current Position	\$ 27.52 M	\$ 2.73 M	\$ 98.13 M

28. The Net Current Position at year end is impacted by the factors noted at paragraph 24 above.
29. A Statement of Financial Position as at month end (showing 2023/24 Actual balances, the Revised 2024/25 Budget and the 2024/25 Year to Date Actual balances) is presented as **Attachment 15.1E**.
30. In line with recent local government financial management reporting changes, **Attachments 15.1A** to **Attachment 15.1C** form the portion of monthly management accounts that is a statutory obligation.
31. The remaining **attachments 15.1D through to 15.1I** are supplementary information provided to give Council additional transparency of the City's financial management performance.
32. **Attachment 15.1H** - Investment Report for December 2025 presents detail of the City's cash investment portfolio in terms of performance, percentage exposure of total portfolio by credit risk, counterparty exposure and maturity profile.
33. The report indicates the City has adequate cash flow to meet its financial obligations as and when they will fall due; and it has achieved compliance with the various Investment Policy limits.
34. **Attachment 15.1I** - Rates Debtors provides a monthly update and analysis of rates collections by differential property rating category and overall. The 2024/25 rates notices were issued on 26 July and three instalment dates out of four have passed. Collections currently represent 91% of total rates collectable.

Consultation

35. Nil.

Decision Implications

36. Council's acknowledgement of receiving the Statement of Financial Activity and supporting documents will meet its statutory obligation in respect of overseeing the City's financial resources.

Strategic, Legislative and Policy Implications

Strategy	
Strategic Pillar (Objective)	A Well-Governed City
Related Documents (Issue Specific Strategies and Plans):	Nil.

Legislation, Delegation of Authority and Policy	
Legislation:	<p>Section 6.4(1) and (2) of the Local Government Act 1995</p> <p>Regulation 34(1) of the Local Government (Financial Management) Regulations 1996</p> <p>This section of the Act and the related regulation prescribe the requirement to prepare and present to Council a Monthly Financial Report including a Statement of Financial Activity (SFA).</p> <p>That Statement of Financial Activity (SFA) should contain:</p> <ul style="list-style-type: none"> • Annual Budget estimates, and approved revisions to these for comparison purposes. • Actual amounts of income and expenditure to the end of the month of the SFA. • Material variances between the comparable amounts and commentary on reasons for these variances. <p>The Monthly Financial Report should also contain:</p> <ul style="list-style-type: none"> • A Statement of Financial Position at the end of the month. • An explanation of the composition of the Net Current Position at the end of the month to which the SFA relates. <p>Any other information which the local government deems relevant.</p>
Authority of Council/CEO:	The above legislation prescribes that this report be presented to Council on a monthly basis.
Policy:	CP 2.1 Management of Investments.

Financial Implications

37. There are no direct financial implications of receiving this report as it reflects a historical accounting of financial transactions. When material variances are noted, appropriate remedial action will be initiated by the administration in a timely and prudent manner.

Further Information

38. Nil.

Council Resolution (OCM-25/04-008)

Mover: Councillor David Goncalves

Seconded: Councillor Liam Gobbert

That Council RECEIVES the following financial reports for the period ended 28 February 2025:

- a. Statement of Financial Activity (SFA) - **Attachment 15.1A.**
- b. Notes on Significant Variances - **Attachment 15.1B.**
- c. Supplementary Notes to the Statement of Financial Activity - **Attachment 15.1C.**
- d. Monthly Financial Statistics - **Attachment 15.1D.**
- e. Statement of Financial Position - **Attachment 15.1E.**
- f. Alliance Operating Variances - **Attachment 15.1F**
- g. Capital Variances - **Attachment 15.1G**
- h. Investment Report - **Attachment 15.1H.**
- i. Rates Monthly Debtors Report - **Attachment 15.1I.**

CARRIED UNOPPOSED (8/0)

For : Deputy Lord Mayor Bruce Reynolds; Councillors Clyde Bevan, Raj Doshi, Liam Gobbert, David Goncalves, Viktor Ko, Catherine Lezer and Steven Wellard

Against : Nil



City of Perth Statement of Financial Activity

Feb - 2024

Attachment A

Detail	Note	Revised Annual Budget \$	YTD Budget \$	YTD Actual \$	YTD Budget Variance \$	YTD Budget Variance %	Budget Impact
Operating Activities							
Revenue from Operating Activities							
Rates	1	107,294,833	107,367,517	107,722,230	354,713	0.3%	✓
Grants, Subsidies and Contributions	2	4,401,051	2,718,887	2,771,147	52,260	1.9%	✓
Fees & Charges - Parking	3A	70,981,653	48,125,045	48,152,061	27,015	0.1%	✓
Fees & Charges - Waste	3B	11,273,400	10,947,841	11,094,725	146,884	1.3%	✓
Fees & Charges - Other	3C	3,396,331	2,578,268	2,721,208	142,940	5.5%	✓
Interest Revenue	4A	14,261,720	9,013,591	9,939,508	925,917	10.3%	✓
Distribution from Investments	4B	300,000	146,307	156,466	10,159	6.9%	✓
Fines & Associated Costs	5	8,357,742	5,521,742	5,518,145	(3,597)	(0.1%)	✗
Rental and Hire Revenue	6	5,390,193	3,768,334	3,776,529	8,195	0.2%	✓
Other Revenue	7	5,938,246	5,360,327	6,185,003	824,675	15.4%	✓
Change in Valuation of Investment	8	0	0	977,169	977,169	0.0%	!
Profit on Asset Disposals	9	75,303	55,927	81,383	25,456	45.5%	✓
Sub Total		231,670,472	195,603,787	199,095,575	3,491,787	1.8%	✓
Expenditure from Operating Activities							
Employee Costs	10	(90,771,979)	(60,212,689)	(58,866,472)	1,346,218	(2.2%)	✓
Materials and Contracts	11	(66,438,585)	(41,647,610)	(38,919,597)	2,728,014	(6.6%)	✓
Utility Charges	12	(4,021,083)	(2,756,380)	(2,627,506)	128,874	(4.7%)	✓
Finance Costs	13	(112,639)	(75,093)	(76,577)	(1,484)	2.0%	✗
Insurance	14	(1,709,243)	(1,136,020)	(1,067,524)	68,496	(6.0%)	✓
Parking Levy	15	(17,821,585)	(12,024,479)	(12,024,479)	(0)	0.0%	✗
Other Expenditure	16	(9,323,584)	(5,840,005)	(5,581,769)	258,236	(4.4%)	✓
Change in Valuation of Investment	17	0	0	(661,534)	(661,534)	0.0%	!
Depreciation & Amortisation	18	(37,921,063)	(25,198,117)	(26,028,237)	(830,120)	3.3%	✗
Loss on Asset Disposals	19	(1,129,694)	(1,036,599)	(2,784,424)	(1,747,825)	168.6%	✗
Sub Total		(229,249,455)	(149,926,992)	(148,638,118)	1,288,874	(0.9%)	✓
Non Cash Amounts excluded from Operating Activities		38,975,454	26,178,789	30,589,518	4,410,730	16.8%	✓
Amount attributable to Operating Activities		41,396,471	71,855,584	81,046,975	9,191,391	12.8%	✓
Investing Activities							
Inflows from Investing Activities							
Capital Grants, Subsidies and Contributions (Cash)	20	2,813,654	583,775	514,357	(69,418)	(11.9%)	✗
Contributed, Recognised and Right of Use Assets	21	0	0	413,213	413,213	0.0%	!
Distribution from Investments in Associates	22	3,541,700	0	0	0	0.0%	!
Proceeds from Disposal of Assets	23	775,516	708,403	708,403	0	0.0%	!
Sub Total		7,130,870	1,292,178	1,635,974	343,796	26.6%	✓
Outflows from Investing Activities							
Purchase of Property, Plant and Equipment	24	(30,547,075)	(10,679,935)	(10,665,978)	13,957	(0.1%)	✓
Construction of Infrastructure	25	(35,825,330)	(15,747,476)	(15,573,598)	173,878	(1.1%)	✓
Contributed, Recognised and Right of Use Assets	26	0	0	(413,213)	(413,213)	0.0%	!
WACA Aquatic Centre Contribution	27	(13,750,000)	0	0	0	0.0%	!
Perth Concert Hall Contribution	27	(4,000,000)	0	0	0	0.0%	!
Sub Total		(84,122,405)	(26,427,411)	(26,652,789)	(225,378)	0.9%	✗
Amount attributable to Investing Activities		(76,991,535)	(25,135,233)	(25,016,815)	118,417	0.5%	✓
Financing Activities							
Inflows from Financing Activities							
Transfer from Reserves	28	57,022,662	29,472,060	29,472,060	0	0.0%	!
Redemption of Mortgage Backed Securities	29	0	0	92,076	92,076	0.0%	!
Proceeds from New Borrowings	30	0	0	0	0	0.0%	!
Sub Total		57,022,662	29,472,060	29,564,136	92,076	0.3%	✓
Outflows from Financing Activities							
Transfer to Reserves	31	(40,700,886)	(28,153,063)	(28,830,592)	(677,529)	2.4%	✗
Repayment of Borrowings	32	0	0	0	0	0.0%	!
Payments for Principal Portion of Leases	33	(291,743)	(28,292)	(28,292)	0	0.0%	!
Sub Total		(40,992,629)	(28,181,355)	(28,858,884)	(677,529)	2.4%	✗
Amount attributable to Financing Activities		16,030,033	1,290,705	705,252	(585,454)	45.4%	✓
Movement in Surplus or (Deficit)							
Surplus / (Deficit) at Start of Financial Year	34	27,335,165	27,335,165	27,335,165	0	0.0%	!
Amount attributable to Operating Activities		41,396,471	71,855,584	81,046,975	9,191,391	12.8%	✓
Amount attributable to Investing Activities		(76,991,535)	(25,135,233)	(25,016,815)	118,417	0.5%	✓
Amount attributable to Financing Activities		16,030,033	1,290,705	705,252	(585,454)	45.4%	✓
Surplus / (Deficit) after Imposition of Rates		7,770,134	75,346,222	84,070,576	8,724,355	11.6%	✓
Favourable Impact on Budget Surplus	✓	Unfavourable Impact on Budget Surplus					✗

This Statement is to be read in conjunction with the accompanying notes



Notes to Statement of Financial Activity - February 2025

Attachment B

The Note reference and descriptor in each summary box below link back to the relevant line item on the Financial Activity Statement. The variance is then expressed as both a dollar value and a percentage. Letter F or U refers to the impact of the variance on the budget surplus (favourable / unfavourable).

Notes to Accompany Statement of Financial Activity - Operating Revenues

Comments on the 1.8% favourable variances in Operating Revenues are provided below.

Note 1	Rates	Variance \$	Variance %	Type
▲	Increase Actual Surplus	\$355K	0.3%	F

Variance mainly relates to interim rates levied of \$393K for Spring St Office building.

Note 2	Grants, Subsidies & Contributions	Variance \$	Variance %	Type
▲	Increase Actual Surplus	\$52K	1.9%	F

Timing variance mainly related to contributions for Leveraging and Activation and street cleaning.

Note 3A	Fees & Charges - Parking	Variance \$	Variance %	Type
▲	Increase Actual Surplus	\$27K	0.1%	F

Parking Fees are in line with revenue estimates.

Note 3B	Fees & Charges - Waste	Variance \$	Variance %	Type
▲	Increase Actual Surplus	\$147K	1.3%	F

Favourable variances arose from higher than estimated fees for general waste and comingled recycling collection services.

Note 3C	Fees & Charges - Other	Variance \$	Variance %	Type
▲	Increase Actual Surplus	\$143K	5.5%	F

Favourable variances across several areas from higher than anticipated health premises fees and application fees for building licences, development approvals and activity approvals.

Note 4A	Interest Revenue	Variance \$	Variance %	Type
▲	Increase Actual Surplus	\$926K	10.3%	F

Interest earned on investments ahead of budget due to higher investment rates and higher investment balances.

Note 4B	Distribution from Investments	Variance \$	Variance %	Type
▲	Increase Actual Surplus	\$10K	6.9%	F

Distribution from investments is largely in line with revenue estimates.

Note 5	Fines & Costs	Variance \$	Variance %	Type
▼	Decrease Actual Surplus	(\$4K)	(0.1%)	U

Fines and costs are in line with revenue estimates.

Note 6	Rental & Hire	Variance \$	Variance %	Type
▲	Increase Actual Surplus	\$8K	0.2%	F

Income from rental and hire activities is in line with revenue estimates.

Note 7	Other Revenue	Variance \$	Variance %	Type
▲	Increase Actual Surplus	\$825K	15.4%	F

Favourable variances arose from insurance reimbursements \$193K, parking levy for Albert Facey House \$174K, workers compensation refunds \$147K and higher than estimated revenue for recoverable works \$101K.

Note 8	Change in Investment Valuation	Variance \$	Variance %	Type
▲	Increase Actual Surplus	\$977K	0.0%	F

Positive change in the City's Colonial First State Investment which is marked to the ASX share index.

Note 9	Profit on Disposal of Assets (Non-Cash)	Variance \$	Variance %	Type
Nil	No Cash Impact on Surplus	\$25K	45.5%	F

Small windfall on trade in of light vehicles.

Notes to Accompany Statement of Financial Activity - Operating Expenses

Comments on the 0.9% favourable variance in Operating Expenses are provided below.

Note 10	Employee Costs	Variance \$	Variance %	Type
▲	Increase Actual Surplus	\$1,346K	2.2%	F

The employee costs are under budget due to vacancies (some in recruitment) in most alliances. The consistency in vacancies across all alliances reflects the very competitive labour market in the wider community.

Note 11	Materials & Contracts	Variance \$	Variance %	Type
▲	Increase Actual Surplus	\$2,728K	6.6%	F

Overall, timing variance across materials and contracts expenditure arose from several service areas including:

- Events Management (hire expenses, contractor services for events) \$ 659K
- ICT Services (contractor services, consultancy services and hosted services) \$ 597K
- Facility Maintenance (contractor services, cleaning) \$ 535K
- Marketing (advertising costs) \$ 647K
- Asset Maintenance (contractor services, traffic management) \$ 280K
- Waste and Cleaning (tipping fees, contractor services) \$ 258K
- Economic Development (contractor services, subscriptions and memberships) \$ 171K

Note 12	Utilities	Variance \$	Variance %	Type
▲	Increase Actual Surplus	\$129K	4.7%	F

This variance is mainly attributed to the timing of billing for power and telecommunication charges.

Note 13	Finance Costs	Variance \$	Variance %	Type
▼	Decrease Actual Surplus	(\$1K)	(2.0%)	U

Lease interest expenses are in line with budgeted expenditure.

Note 14	Insurance	Variance \$	Variance %	Type
▲	Increase Actual Surplus	\$68K	6.0%	F


A favourable timing variance for general insurance costs.

Note 15	Parking Levy	Variance \$	Variance %	Type
Nil	No Impact on Surplus	\$ 0K	0.0%	-

No variance for parking levy expense recognised to date.

Note 16	Other Expenses	Variance \$	Variance %	Type
▲	Increase Actual Surplus	\$258K	4.4%	F

This favourable variance mainly relates to the timing of donations and sponsorships.

Note 17	Change in Investment Valuation	Variance \$	Variance %	Type
	No Impact on Surplus	(\$662K)	0.0%	U

This variance is offset at year end against the positive variance noted above at Note 8.

Note 18	Depreciation & Amortisation (Non-Cash)	Variance \$	Variance %	Type
Nil	No Cash Impact on Surplus	(\$830K)	(3.3%)	U


This unfavourable variance is spread across several areas including plant and vehicles, computers, paths and kerbs, and lighting.

Note 19	Loss on Asset Disposals (Non-Cash)	Variance \$	Variance %	Type
Nil	No Cash Impact on Surplus	(\$1,748K)	0.0%	U

This unfavourable variance mainly relates to the disposal of infrastructure assets, street lighting, street furniture and parks furniture, gardens and landscape.

Notes to Accompany Statement of Financial Activity - Investing Activities

Investing Activities include grants for capital projects, sale of assets, acquisition and construction of assets. Comments on the 0.5% overall favourable variance are made below.

Note 20	Non-Operating Grants, Contributions & Subsidies	Variance \$	Variance %	Type
	No Impact on Surplus	(\$69K)	(11.9%)	U

This variance mainly relates to the timing of receipt of capital contribution for Federal Government funding for road project Royal Street.

Note 21	Contributed & Right to Use Assets (Non Cash)	Variance \$	Variance %	Type
Nil	No Cash Impact on Surplus	\$ 413K	0.0%	F

Actual contributed assets or right to use assets recognised to date.

Note 22	Distribution from Investments in Associates	Variance \$	Variance %	Type
Nil	No Cash Impact on Surplus	\$ 0K	0.0%	-


No distribution from investment in associates recognised to date.

Note 23	Proceeds from Disposal of Asset	Variance \$	Variance %	Type
Nil	No cash impact on Actual Surplus	\$ 0K	0.0%	-

This relates to mainly plant & fleet sale proceeds recognised to date.

Note 24	Purchase of Property Plant & Equipment	Variance \$	Variance %	Type
	Timing Difference	\$14K	0.1%	F

Refer to the separate Capital Projects Schedule for details of all capital projects and commentary on material variances identified therein.

Note 25	Construction of Infrastructure	Variance \$	Variance %	Type
	Timing Difference	\$174K	1.1%	F

Refer to the separate Capital Projects Schedule for details of all capital projects and commentary on material variances identified therein.

Note 26	Contributed & Right to Use Assets (Non-Cash)	Variance \$	Variance %	Type
Nil	No Cash Impact on Surplus	(\$413K)	0.0%	U

Actual contributed assets or right to use assets recognised to date.

Note 27	Contribution - WACA Aquatic Facility	Variance \$	Variance %	Type
Nil	No Cash Impact on Surplus	\$0K	0.0%	-

No contribution recognised to date.

Note 27	Contribution – Perth Concert Hall	Variance \$	Variance %	Type
Nil	No Cash Impact on Surplus	\$0K	0.0%	-

No contribution recognised to date.

Notes to Accompany Statement of Financial Activity - Financing Activities

Financing activities include borrowing, debt repayment and management of cash reserve funds. Comments on the 45.4% overall unfavourable variance are made below.

Note 28	Transfers from Reserves	Variance \$	Variance %	Type
Nil	No impact on Actual Surplus	\$0K	0.0%	-

Transfers from Reserves are in line with budget.

Note 29	Redemption of Mortgage Backed Securities	Variance \$	Variance %	Type
Nil	No impact on Actual Surplus	\$92K	0.0%	F

Redemptions of mortgage backed securities recognised to date.

Note 30	New Loan Proceeds	Variance \$	Variance %	Type
Nil	No impact on Actual Surplus	-	-	-

No borrowings were required for the 2024/25 budget.

Note 31	Transfer to Reserves	Variance \$	Variance %	Type
▼	Decrease Actual Surplus	(\$678K)	(2.4%)	U

Transfers to Reserves are in line with budget other than higher interest earnings apportioned in accordance with reserve balances.

Note 32	Repayment of Borrowings	Variance \$	Variance %	Type
Nil	No cash impact on Actual Surplus	-	-	-

The City currently does not have any outstanding balances in the loan portfolio.

Note 33	Lease Principal Repayments	Variance \$	Variance %	Type
Nil	No cash impact on Actual Surplus	\$0K	0.0%	-

No impact to date.

Note 34	Opening Budget Position	Variance \$	Variance %	Type
Nil	No impact on Actual Surplus	-	-	-

To allow local governments to adopt their budgets before previous year accounting accruals are completed, they can conservatively estimate what the final year-end balance is (which becomes the opening position for the next year).



Notes to the Statement of Financial Activity

Attachment C

Basis of Preparation of Financial Statements

The prescribed financial report has been prepared in accordance with the Local Government Act 1995 and the accompanying regulations.

Local Government Act 1995 Requirements

Section 6.4 (2) of the Local Government Act 1995 when read with the Local Government (Financial Management) Regulations (1996) prescribes that the financial report be prepared in accordance with the Local Government Act (1995) and, to the extent that they are not inconsistent with the Act, Australian Accounting Standards. The Australian Accounting Standards (as they apply to local government and not for profit entities) and interpretations of the Australian Accounting Standards Board were applied where no inconsistencies were noted.

The Local Government (Financial Management) Regulations 1996 specify that vested land is a right to use asset to be measured at cost and is considered to be a zero cost concessionary lease. All right of use assets under zero cost concessionary leases are measured at zero cost rather than at fair value, except for vested improvements on concessionary land leases such as roads, buildings or other infrastructure which continue to be reported at fair value, as opposed to the vested land which is measured at zero cost. The measurement of vested improvements at fair value is a departure from AASB 16 which would have required the City to measure vested assets at zero cost.

Local Government (Financial Management) Regulations

Local Government (Financial Management) 1996 Regulation 34 prescribes the contents of the financial report. Supplementary information does not form part of the prescribed financial report, but may still be relevant in informing decision making and financial oversight responsibilities.

Accounting policies that have been adopted in the preparation of this financial report have been consistently applied unless stated otherwise. Except for cash flow and rate setting information, the financial report has been prepared on the accrual basis and is based on historical costs, modified where applicable by the measurement at fair value of selected non current assets, financial assets and liabilities.

Local Government Reporting Entity

All funds through which the City of Perth controls resources to carry on its functions have been included in the financial statements forming part of this budget. In the process of reporting on the local government as a single unit, all transactions and balances between those funds (for instance, loans and transfers between funds) have been eliminated. All monies in the Trust fund are excluded from the financial statements.

Judgements and Estimates

Preparation of a financial report in conformity with Australian Accounting Standards requires management to make judgements, estimates and assumptions that affect the application of policies and the reported amount of assets, liabilities, revenues and expenditures.

Estimates and assumptions are based on historical experience and various other factors believed to be reasonable under the circumstances; the results of which form the basis for making judgements about the carrying amounts of assets and liabilities that are not readily apparent from other sources. Actual results may vary from estimates.

The balances, transactions and disclosures impacted by accounting estimates are as follows:

- Estimated fair value of certain financial assets
- Impairment of financial assets
- Estimated fair value of land, buildings, infrastructure and investment property
- Estimation of uncertainties made in relation to lease accounting

Significant Accounting Policies

Significant accounting policies used to prepare these financial statements are as described in the 2024/25 Budget.



Notes to Statement of Financial Activity

Feb - 2024 Attachment C

Detail	Prior Year Actual \$	Revised Annual Budget \$	YTD Actual \$
--------	-------------------------	-----------------------------	---------------

Note 2 (a) Net Current Assets used in the Statement of Financial Activity

Cash & Cash Equivalents - Unrestricted	49,063,412	31,054,605	94,616,876
Cash & Cash Equivalents - Restricted	174,505,238	158,183,460	173,863,770
Receivables - Rates	1,454,524	1,256,637	11,783,335
Receivables - Other	13,018,459	8,562,664	10,333,475
Inventories	1,074,304	1,127,147	1,061,480
Inventories - Land Held for Sale	835,982	1,143,517	835,982
Deposits & Prepayments	3,599,637	3,359,830	4,546,622
Prepaid Parking Levy	(0)	0	6,011,120

Subtotal	243,551,557	204,687,860	303,052,660
----------	-------------	-------------	-------------

Current Liabilities

Payables	(23,458,452)	(25,187,646)	(17,892,693)
Payables ESL	0	0	(2,576,580)
Accrued Expenses	(2,355,648)	(2,991,875)	(9,276,153)
Income in Advance	(2,258,587)	(2,227,023)	(1,885,296)
Lease Liabilities	(292,045)	(299,059)	(263,753)
Borrowings	0	0	0
Employee Provisions	(12,619,849)	(12,225,885)	(12,651,611)

Subtotal	(40,984,581)	(42,931,488)	(44,546,085)
----------	--------------	--------------	--------------

Unadjusted Net Assets	202,566,975	161,756,372	258,506,575
-----------------------	-------------	-------------	-------------

Adjustments to Net Current Assets

Less - Reserve Funds	(174,505,238)	(158,183,460)	(173,863,770)
Add - Current Borrowings	0	0	0
Add - Current Lease Liabilities	292,045	299,059	263,753
Less - Assets Not Expected to be Received this Year	(835,982)	(1,143,517)	(835,982)
Add - Funds Quarantined for Carry Forward Works	0	0	0

Total Adjustments to Net Current Assets	(175,049,176)	(159,027,918)	(174,435,999)
-----------------------------------------	---------------	---------------	---------------

Net Current Position	27,517,800	2,728,454	84,070,576
----------------------	------------	-----------	------------

Note 2 (b) - Non Cash Items excluded from Operating Activities

Details	Revised Annual Budget \$	YTD Budget \$	YTD Actual \$
Less - Profit on Disposal of Assets	(75,303)	(55,927)	(81,383)
Add - Loss on Disposals	1,129,694	1,036,599	2,784,424
Add - Depreciation & Amortisation	37,921,063	25,198,117	26,028,237
Add - Revaluation Expense	0	0	661,534
Less Revaluation Income	0	0	(977,169)
Movement in Pensioner Deferred Rates	0	0	5,762
Movement in Current Employee Provisions	0	0	252,023
Catalina Council Clearing Account	0	0	1,916,091

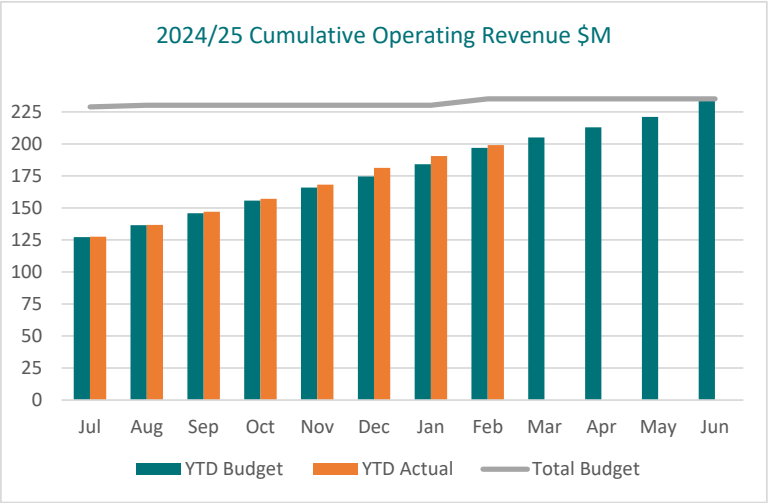
Total Non Cash Items excluded from Operating Activities	38,975,454	26,178,789	30,589,518
---------------------------------------------------------	------------	------------	------------



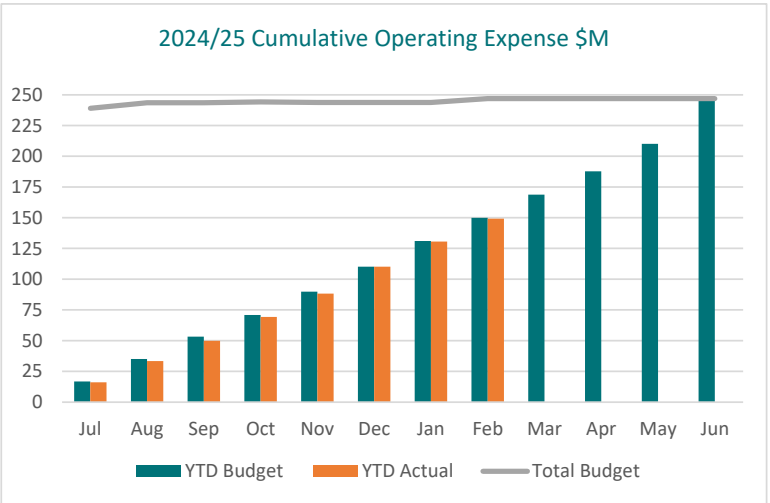
City of Perth - Financial Performance Statistics

Attachment D

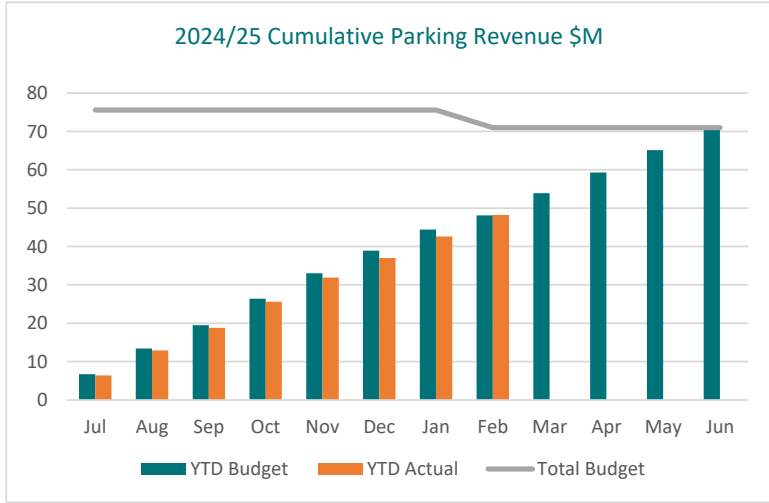
Graph 1 - Operating Revenue *1



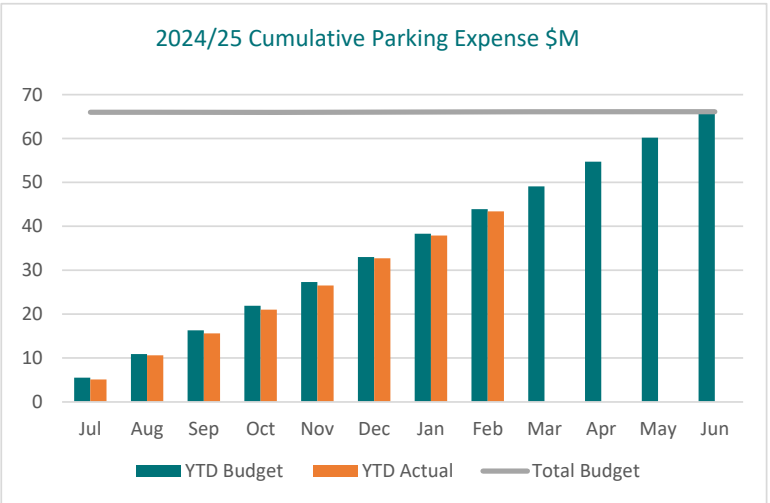
Graph 2 - Operating Expense *2



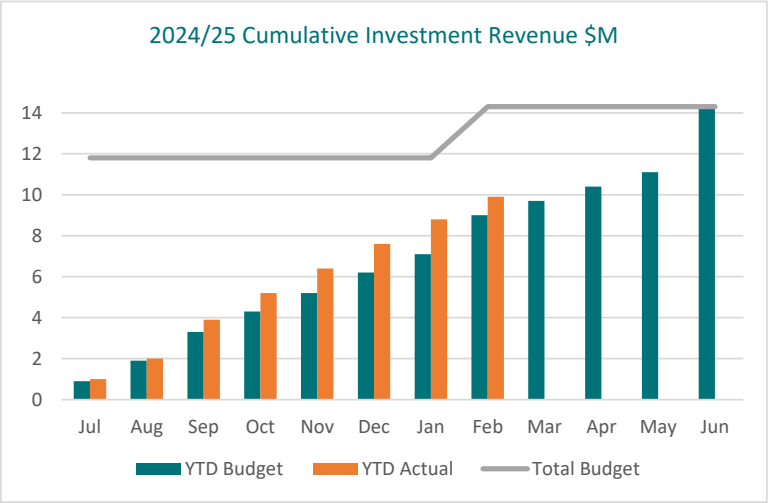
Graph 3 - Parking Revenue *3



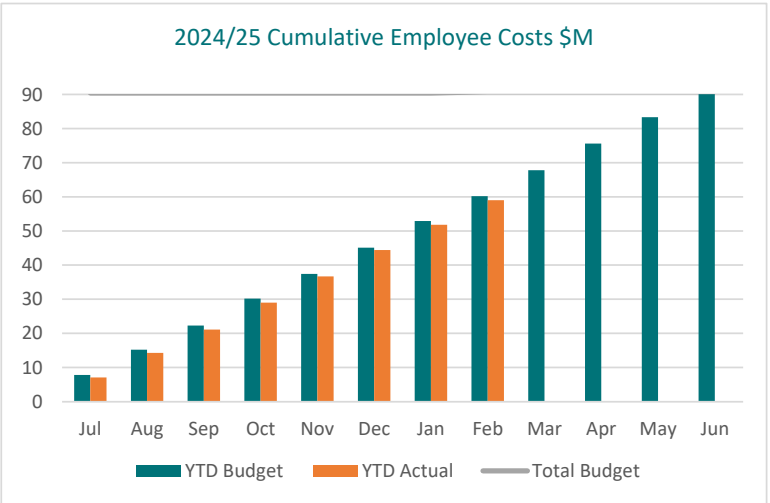
Graph 4 - Parking Expense *4



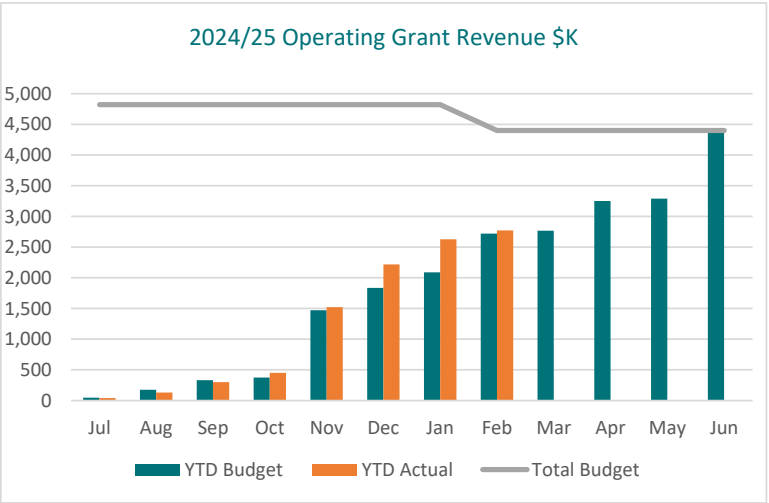
Graph 5 - Investment Revenue *5



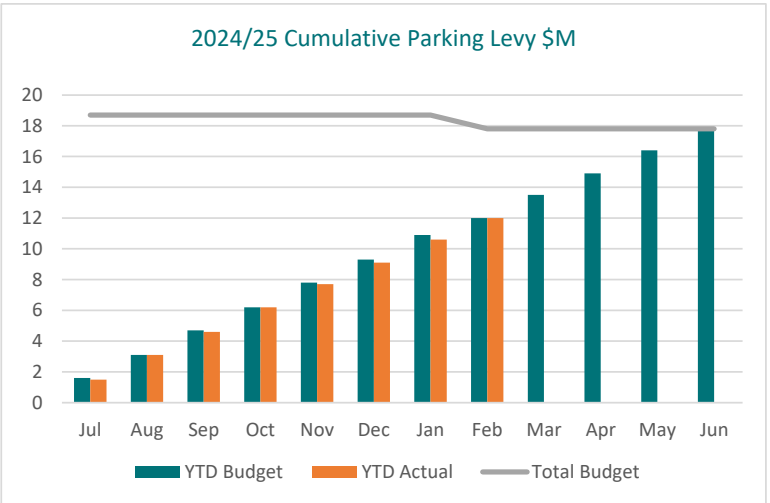
Graph 6 - Employee Costs *6



Graph 7 - Operating Grant Revenue *7



Graph 8 - Parking Levy Expense *8

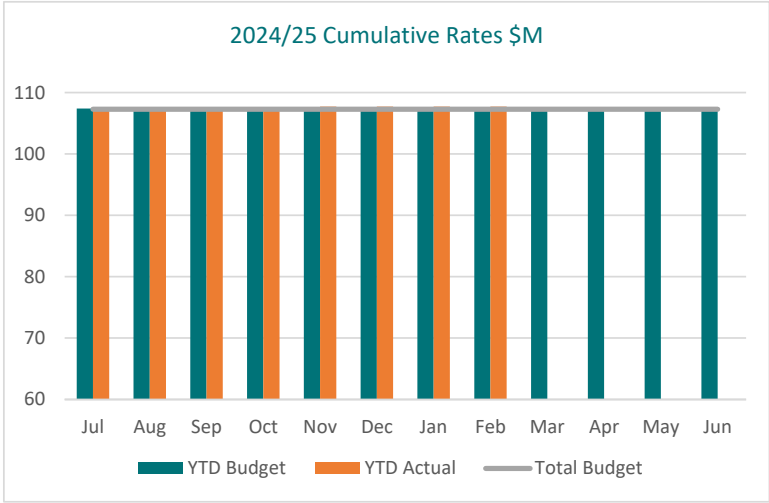




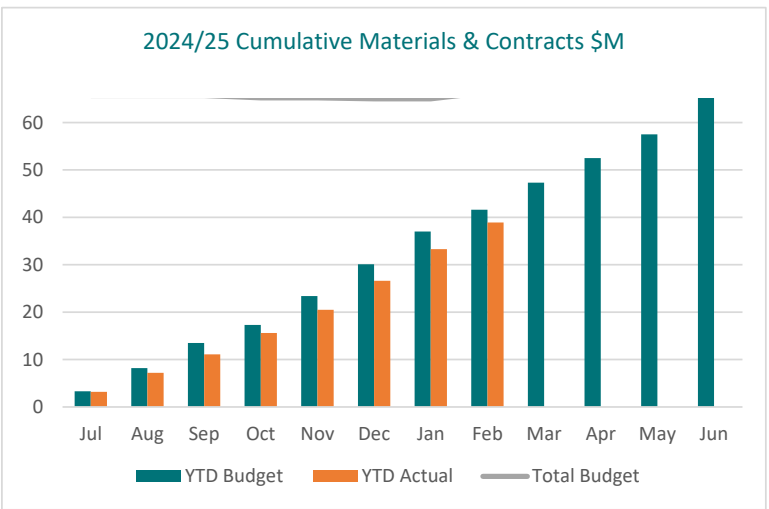
City of Perth - Financial Performance Statistics

Attachment D

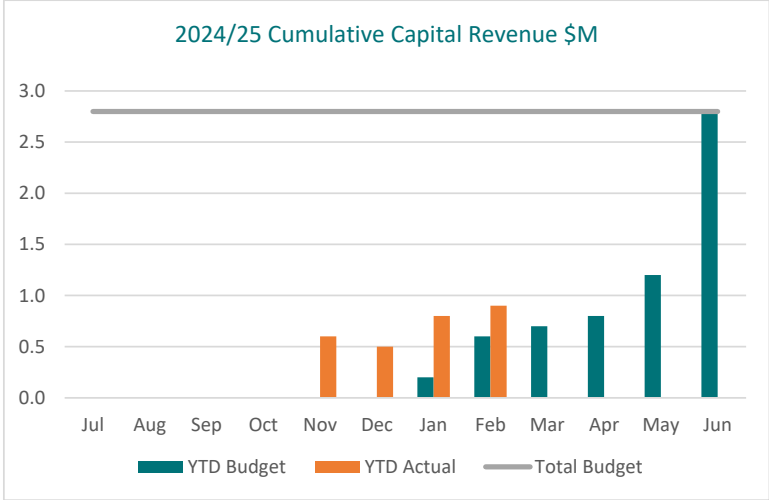
Graph 9 - Rates Revenue *9



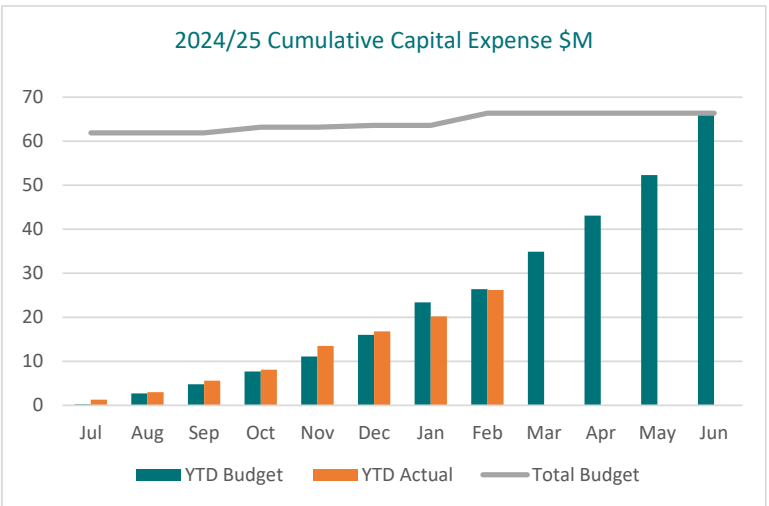
Graph 10 - Materials & Contracts Expense *10



Graph 11 - Capital Revenue *11



Graph 12 - Capital Expenditure *12



Graph 13 - Net Current Position *13

2024/25 Net Current Position	
Annual Budget	\$ 7.8M
Year to Date Budget	\$ 75.3M
Year to Date Actual	\$ 84.0M

Graph 14 - Amount Attributable to Operations *14

2024/25 Cash Flow from Operations	
Annual Budget	\$ 41.4M
Year to Date Budget	\$ 71.9M
Year to Date Actual	\$ 81.0M

Graph 15 - Amount Attributable to Investing Activities *15

2024/25 Cash Outflows from Investing Activities	
Annual Budget	(\$ 77.0M)
Year to Date Budget	(\$ 25.1M)
Year to Date Actual	(\$ 25.0M)

Graph 16 - Cash Flow from Financing Activities *16

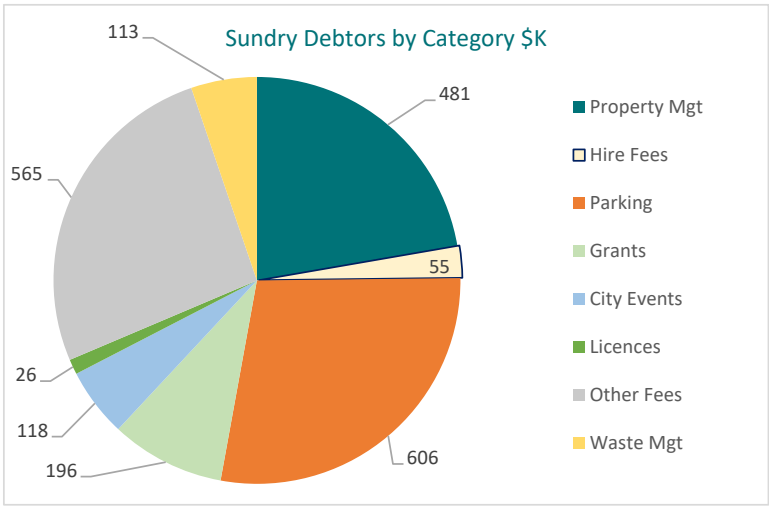
2024/25 Cash Outflows from Financing Activities	
Annual Budget	\$ 16.0M
Year to Date Budget	\$ 1.3M
Year to Date Actual	\$ 0.7M



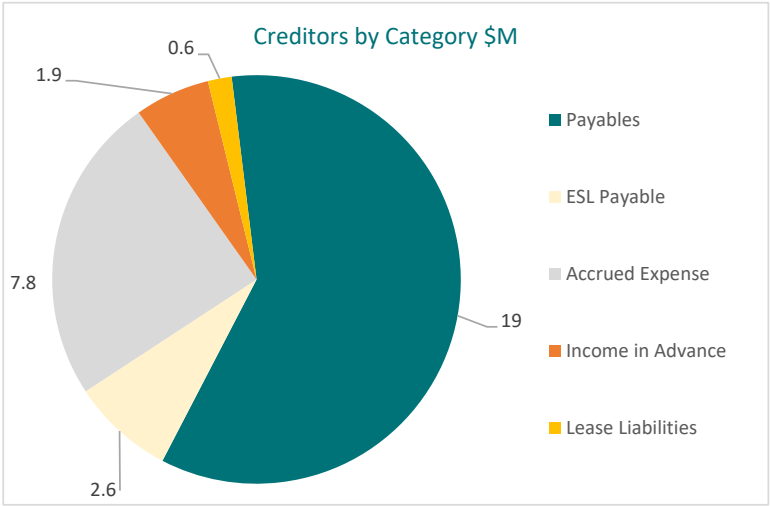
City of Perth - Financial Performance Statistics

Attachment D

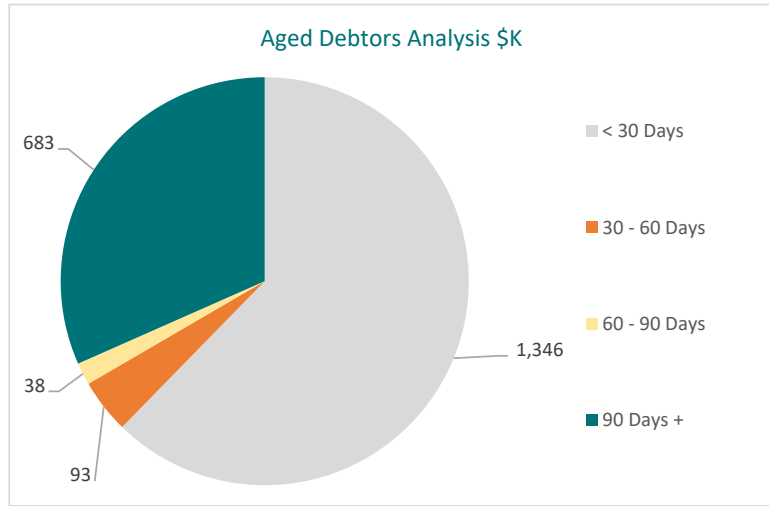
Graph 17 - Debtors *17



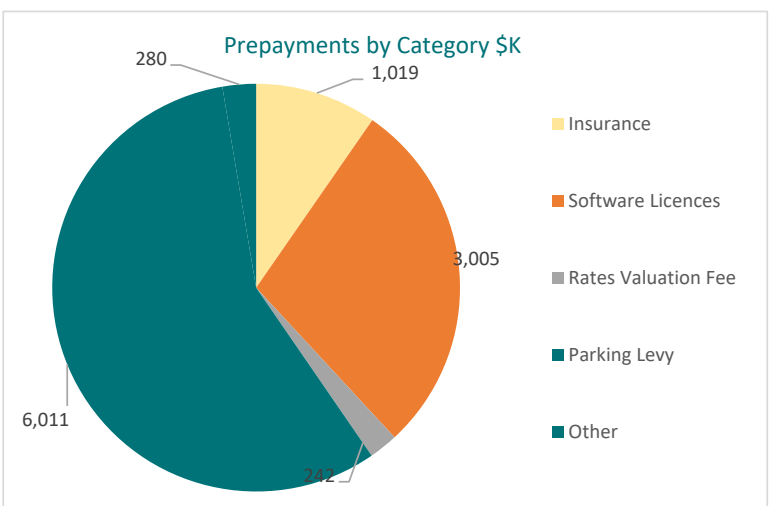
Graph 18 - Creditors *18



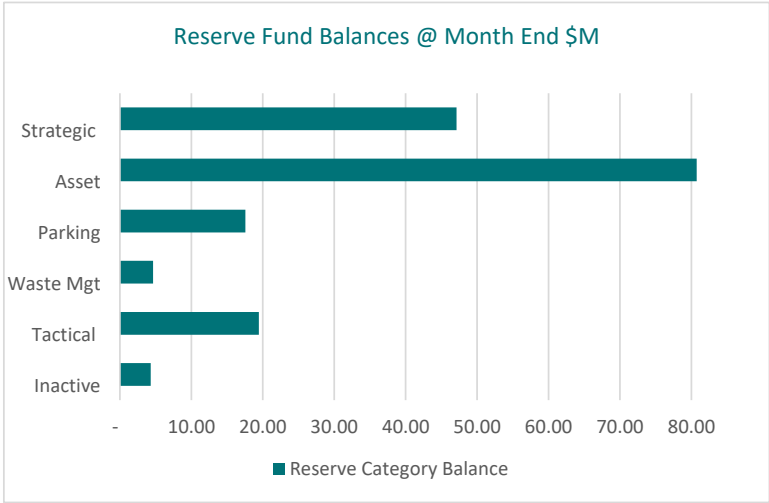
Graph 19 - Aged Debtors Analysis *19



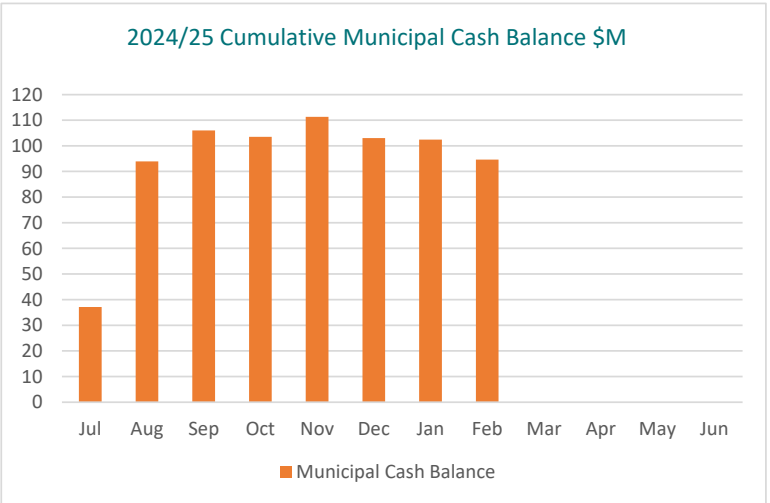
Graph 20 - Prepayments *20



Graph 21 - Reserve Funds *21



Graph 22 - Unrestricted Cash Balance *22



Notes:

- *1 & *2 Refer to Attachment A & B for explanations of material variances between budget and actual balances.
- *3 Parking revenue is now in line with revised budget. The parking strategy and pricing model were considered by Council at the Feb OCM.
- *4 The City has benefitted from a negotiated temporary reduction in the number of bays levied for Perth Parking Levy.
- *5 Investment revenue benefitted from premium investment rates for funds deposited.
- *6 Vacancies and a competitive labour market have contributed to modest salary savings at present - expected to recover in future.
- *7 Some anticipated grant revenue was received earlier than expected.
- *8 The City has benefitted from a negotiated temporary reduction in the number of bays levied.
- *9 Expected rates was levied at the rates strike date and subsequent interim rates.
- *11 & *12 Refer to Attachment G for explanations of material variances between budget and actual balances.
- *13 Net Current Position appears to be well ahead of budget expectations. The revised (higher) Opening Position established after completion of year end accounts was adjusted in the mid-year budget review along with some windfall gains.
- *17 \$323K overdue debt by Van Gogh event operator now has moved through to legal action with a settlement conference set for 11 March.
- *18 8% of Creditors balance is ESL which is progressively collected and remitted to FESA throughout the year
- *19 Bulk of 90 day + debtors relate to Van Gogh event which is being pursued through legal action.
- *20 Prepayments largely relate to annually paid amounts that are expensed across the year. Parking Levy is prepaid in September and is treated similarly.



Statement of Financial Position as at

Feb - 2024

Attachment E

Detail	Note	Prior Year Actual \$	Revised Annual Budget \$	YTD Actual \$
Current Assets				
Cash & Cash Equivalents - Unrestricted		49,063,412	22,536,995	94,616,876
Cash & Cash Equivalents - Restricted		174,505,238	154,813,694	173,863,770
Receivables - Rates		1,454,524	1,256,637	11,783,335
Receivables - Other		13,018,459	8,562,664	10,333,475
Inventories		1,074,304	1,127,147	1,061,480
Inventories - Land Held for Sale		835,982	1,143,517	835,982
Deposits & Prepayments		3,599,637	3,359,830	4,546,622
Prepaid Parking Levy		(0)	0	6,011,120
Subtotal - Current Assets		243,551,557	192,800,484	303,052,660
Non Current Assets				
Receivables		74,573	74,573	68,812
Other Financial Assets		8,603,070	41,986	8,835,507
Inventories - Land Held for Sale		26,588	8,603,075	26,588
Investment in Associates		17,069,763	15,717,461	15,144,793
Property Plant & Equipment		660,447,211	637,764,454	668,298,170
Infrastructure		636,613,630	663,844,099	625,773,346
Other Assets		4,375,313	4,372,857	4,154,290
Sub Total - Non Current Assets		1,327,210,148	1,330,418,505	1,322,301,507
Total Assets		1,570,761,704	1,523,218,989	1,625,354,167
Current Liabilities				
Payables		(23,458,452)	(25,187,646)	(17,892,693)
Payables ESL		0	0	(2,576,580)
Accrued Expenses		(2,355,648)	(2,991,875)	(9,276,153)
Income in Advance		(2,258,587)	(2,227,023)	(1,885,296)
Lease Liabilities		(292,045)	(299,059)	(263,753)
Borrowings		0	0	0
Employee Provisions		(12,619,849)	(12,225,885)	(12,651,611)
Subtotal - Current Liabilities		(40,984,581)	(42,931,488)	(44,546,085)
Non Current Liabilities				
Other Liabilities		(1,425,000)	(1,425,000)	(1,425,000)
Lease Liabilities		(4,293,651)	(3,958,877)	(4,091,027)
Borrowings		0	0	0
Employee Provisions		(1,247,220)	(1,135,557)	(1,499,244)
Subtotal - Non Current Liabilities		(6,965,871)	(6,519,434)	(7,015,270)
Total Liabilities		(47,950,453)	(49,450,922)	(51,561,356)
Net Assets		1,522,811,252	1,473,768,067	1,573,792,812
Equity				
Retained Surplus		717,490,559	687,518,896	770,819,516
Cash Backed Reserve Funds		174,505,238	154,813,694	173,863,770
Revaluation Surplus		630,815,455	631,435,477	629,109,525
Total Equity		1,522,811,252	1,473,768,067	1,573,792,812



CEO Alliance Variances by Alliance & Service

28 February - 2025

Attachment F

Detail	Revised Annual Budget	YTD Budget	YTD Actual	YTD Budget Variance \$	YTD Budget Variance %	Budget Impact	Comments on Material Variances Identified - by Service	Figures in this view include all Internal
Financial Summary - CEO Alliance								
Operating Revenue	0	0	0	0	0.0%			
Core Service Total Expenditure	5,939,231	3,911,550	3,588,704	322,846	8.3%			
Internal Allocations Total	2,145,576	1,430,505	1,542,981	(112,476)	(7.9%)			
Internal Recovery Total	1,061,886	694,377	749,168	54,790	7.9%			
Recoverable Works Total	0	0	0	0	0.0%			
Operating Project Expenditure Total	18,154,955	4,139,955	112,263	4,027,692	97.3%			
Total Expenditure	25,177,876	8,787,632	4,494,780	4,292,852	48.9%			
Net Operating Surplus (Deficit)	(25,177,876)	(8,787,632)	(4,494,780)	4,292,852	48.9%			
Total Capital Project Expenditure	85,256	85,256	85,256	(0)	(0.0%)			

Financial Summary - CEO Alliance Services

Leadership - CEO Alliance

Operating Revenue Total	0	0	0	0	0.0%			
Core Service Expenditure Total	739,645	519,613	488,797	30,815	5.9%			
Employee Costs	504,499	337,998	338,701	(703)	(0.2%)			
Materials and Contracts	169,000	138,322	141,896	(3,574)	(2.6%)			
Utility Charges	4,658	2,300	4,300	(2,000)	(86.9%)		Unfavourable variance, higher than anticipated telecommunication Charges.	
Insurance Expenses	1,488	992	909	83	8.3%			
Other Expenditure	60,000	40,000	2,991	37,009	92.5%		Timing variance.	
Internal Allocations Total	627,928	417,724	585,052	(167,328)	(40.1%)			
Internal Recovery Total	0	0	0	0	0.0%			
Operating Project Expenditure Total	17,750,000	4,000,000	3,683	3,996,317	99.9%			
WACA Aquatic Centre Contribution	13,750,000	0	0	0	0.0%			
Perth Concert Hall Contribution	4,000,000	0	0	0	0.0%			
Corporate wardrobe project	0	0	3,683	(3,683)	0.0%			
Total Expenditure	19,117,573	4,937,337	1,077,533	3,859,805	78.2%			
Net Operating Surplus (Deficit)	(19,117,573)	(4,937,337)	(1,077,533)	3,859,805	78.2%			
Total Capital Project Expenditure	0	0	0	0	0.0%		Please refer to the capital project schedule for details.	

Audit and Risk

Operating Revenue Total	0	0	0	0	0.0%			
Core Service Expenditure Total	890,540	567,024	599,368	(32,345)	(5.7%)			

Detail	Revised Annual Budget	YTD Budget	YTD Actual	YTD Budget Variance \$	YTD Budget Variance %	Budget Impact	Comments on Material Variances Identified - by Service	Figures in this view include all Internal
Employee Costs	490,985	328,015	372,604	(44,589)	(13.6%)	✗	Unfavourable variance is due to the vacancy adjustment and a temporary position funded by another service unit- Leadership Strategy and Governance. Timing variance for the audit programs.	
Materials and Contracts	393,900	235,239	223,308	11,930	5.1%	✓		
Insurance Expenses	5,655	3,770	3,456	314	8.3%	✓		
Internal Allocations Total	25,104	16,912	17,739	(826)	(4.9%)	✗		
Internal Recovery Total	852,444	569,164	617,107	47,943	8.4%	✓		
Operating Project Expenditure Total	0	0	0	0	0.0%	!		
Total Expenditure	63,200	14,772	0	14,772	100.0%	✓		
Net Operating Surplus (Deficit)	(63,200)	(14,772)	0	14,772	100.0%	✓		
Total Capital Project Expenditure	0	0	0	0	0.0%	!	Please refer to the capital project schedule for details.	
Council Governance and Policy								
Operating Revenue Total	0	0	0	0	0.0%	!		
Core Service Expenditure Total	997,764	660,803	539,214	121,589	18.4%	✓		
Employee Costs	805,682	535,202	441,909	93,293	17.4%	✓	Favourable variance due to vacancy.	
Materials and Contracts	177,866	116,242	90,029	26,214	22.6%	✓	Timing variance for legal fees and independent committee member sitting fees.	
Utility Charges	311	88	0	88	100.0%	✓	Timing variance for telecommunication charges.	
Insurance Expenses	11,905	7,937	7,276	661	8.3%	✓		
Other Expenditure	2,000	1,333	0	1,333	100.0%	✓	Timing variance.	
Internal Allocations Total	523,032	348,813	308,523	40,290	11.6%	✓		
Internal Recovery Total	0	0	0	0	0.0%	!		
Operating Project Expenditure Total	64,050	64,050	78,238	(14,188)	(22.2%)	✗		
Council Elections and Lord Mayor Election	64,050	64,050	78,238	(14,188)	(22.2%)	✗	Unfavourable variance attributed to the Extraordinary Election.	
Total Expenditure	1,584,846	1,073,666	925,974	147,692	13.8%	✓		
Net Operating Surplus (Deficit)	(1,584,846)	(1,073,666)	(925,974)	147,692	13.8%	✓		
Total Capital Project Expenditure	0	0	0	0	0.0%	!	Please refer to the capital project schedule for details.	
Leadership - Governance & Strategy								
Operating Revenue Total	0	0	0	0	0.0%	!		
Core Service Expenditure Total	1,203,399	830,066	543,642	286,424	34.5%	✓		
Employee Costs	1,105,027	736,254	450,405	285,848	38.8%	✓	Favourable variance due to vacancies and temporary assignment of staff to other service units.	
Materials and Contracts	15,000	15,000	15,000	0	0.0%	!		
Utility Charges	350	254	318	(64)	(25.0%)	✗		
Insurance Expenses	13,394	8,929	8,186	743	8.3%	✓		
Other Expenditure	69,629	69,629	69,733	(104)	(0.1%)	✗		
Internal Allocations Total	331,117	220,975	214,755	6,220	2.8%	✓		
Internal Recovery Total	0	0	0	0	0.0%	!		
Operating Project Expenditure Total	277,269	27,269	14,500	12,769	46.8%	✓		
Review of LMDRF framework	27,269	27,269	14,500	12,769	46.8%	✓	Timing variance.	
Review of Strategic Community Plan	250,000	0	0	0	0.0%	!		

Detail	Revised Annual Budget	YTD Budget	YTD Actual	YTD Budget Variance \$	YTD Budget Variance %	Budget Impact	Comments on Material Variances Identified - by Service	Figures in this view include all Internal
Total Expenditure	1,811,786	1,078,310	772,897	305,413	28.3%	✓		
Net Operating Surplus (Deficit)	(1,811,786)	(1,078,310)	(772,897)	305,413	28.3%	✓		
Total Capital Project Expenditure	0	0	0	0	0.0%	!	Please refer to the capital project schedule for details.	
Council Affairs								
Operating Revenue Total	0	0	0	0	0.0%	!		
Core Service Expenditure Total	2,107,883	1,334,045	1,417,683	(83,638)	(6.3%)	✗		
Employee Costs	1,012,308	672,549	733,121	(60,572)	(9.0%)	✗	Unfavourable variance is mainly due to temporary positions funded by another service unit- Leadership Strategy and Governance.	
Materials and Contracts	357,687	232,105	203,793	28,312	12.2%	✓	Timing variance.	
Insurance Expenses	13,245	8,830	8,095	735	8.3%	✓		
Other Expenditure	724,643	420,561	472,673	(52,112)	(12.4%)	✗	Timing variance.	
Internal Allocations Total	638,394	426,080	416,912	9,168	2.2%	✓		
Internal Recovery Total	209,442	125,213	132,061	6,847	5.5%	✓		
Operating Project Expenditure Total	63,636	48,636	15,842	32,794	67.4%	✓		
Council Elections and Lord Mayor Election	13,636	13,636	407	13,229	97.0%	✓	Timing variance.	
International City Initiative - India	50,000	35,000	15,435	19,565	55.9%	✓	Timing variance	
Total Expenditure	2,600,471	1,683,547	1,718,376	(34,829)	(2.1%)	✗		
Net Operating Surplus (Deficit)	(2,600,471)	(1,683,547)	(1,718,376)	(34,829)	(2.1%)	✗		
Total Capital Project Expenditure	85,256	85,256	85,256	(0)	(0.0%)	✗	Please refer to the capital project schedule for details.	



Corporate Services Alliance Variances by Alliance & Service

28 February - 2025

Attachment F

Detail	Revised Annual Budget	YTD Budget	YTD Actual	YTD Budget Variance \$	YTD Budget Variance %	Budget Impact	Comments on Material Variances Identified - by Service	Figures in this view include all Internal
Financial Summary - Corporate Services Alliance								
Operating Revenue	127,041,320	118,287,849	119,513,702	1,225,853	1.0%	✓		
Core Service Total Expenditure	24,846,835	16,588,140	16,979,209	(391,069)	(2.4%)	✗		
Internal Allocations Total	4,164,385	3,486,090	3,668,313	(182,223)	(5.2%)	✗		
Internal Recovery Total	29,521,502	20,458,653	20,109,034	(349,619)	(1.7%)	✗		
Recoverable Works Total	0	0	0	0	0.0%	!		
Operating Project Expenditure Total	5,697,634	1,312,275	1,655,454	(343,179)	(26.2%)	✗		
Total Expenditure	5,187,353	927,852	2,193,942	(1,266,089)	(136.5%)	✗		
Net Operating Surplus (Deficit)	121,853,968	117,359,997	117,319,760	(40,236)	(0.0%)	✗		
Total Capital Project Expenditure	1,014,766	440,672	307,771	132,901	30.2%	✓		

Financial Summary - Corporate Services Alliance Services

Corporate Planning and Reporting

Operating Revenue Total	0	0	0	0	0.0%	!		
Core Service Expenditure Total	890,126	592,339	653,840	(61,502)	(10.4%)	✗		
Employee Costs	880,691	586,049	647,979	(61,931)	(10.6%)	✗	Unfavourable variance is due to the vacancy adjustment and position level increase.	
Materials and Contracts	0	0	94	(94)	0.0%	!		
Insurance Expenses	9,435	6,290	5,766	524	8.3%	✓		
Internal Allocations Total	365,534	243,576	255,241	(11,664)	(4.8%)	✗		
Internal Recovery Total	1,255,660	835,915	909,081	73,166	8.8%	✓		
Operating Project Expenditure Total	2,695,893	372,547	1,114,263	(741,716)	(199.1%)	✗		
HRIS Implementation	2,695,893	372,547	1,114,263	(741,716)	(199.1%)	✗	Timing variance.	
Total Expenditure	2,695,893	372,547	1,114,263	(741,716)	(199.1%)	✗		
Net Operating Surplus (Deficit)	(2,695,893)	(372,547)	(1,114,263)	(741,716)	(199.1%)	✗		
Total Capital Project Expenditure	0	0	0	0	0.0%	!	Please refer to the capital project schedule for details.	

Leadership - Corporate Services

Operating Revenue Total	0	0	0	0	0.0%	!		
Core Service Expenditure Total	556,217	383,867	471,826	(87,959)	(22.9%)	✗		
Employee Costs	442,010	295,815	394,858	(99,043)	(33.5%)	✗	Unfavourable variance due to vacancy adjustment and higher duty roles.	
Materials and Contracts	61,600	58,679	60,021	(1,341)	(2.3%)	✗		
Utility Charges	45,762	24,809	12,764	12,045	48.6%	✓	Timing variance for telecommunication data charges.	
Insurance Expenses	6,845	4,563	4,183	380	8.3%	✓		

Detail	Revised Annual Budget	YTD Budget	YTD Actual	YTD Budget Variance \$	YTD Budget Variance %	Budget Impact	Comments on Material Variances Identified - by Service	Figures in this view include all Internal
Internal Allocations Total	23,596	15,861	13,531	2,330	14.7%	✓		
Internal Recovery Total	549,813	360,846	485,342	124,496	34.5%	✓		
Operating Project Expenditure Total	0	0	0	0	0.0%	!		
Total Expenditure	30,000	38,882	15	38,867	100.0%	✓		
Net Operating Surplus (Deficit)	(30,000)	(38,882)	(15)	38,867	100.0%	✓		
Total Capital Project Expenditure	0	0	0	0	0.0%	!	Please refer to the capital project schedule for details.	
Strategic Finance								
Operating Revenue Total	0	0	0	0	0.0%	!		
Core Service Expenditure Total	1,556,465	1,022,924	968,310	54,615	5.3%	✓		
Employee Costs	1,536,081	1,022,402	959,396	63,005	6.2%	✓	This variance is attributed to a vacant position.	
Materials and Contracts	5,800	(9,200)	0	(9,200)	100.0%	✓	Timing variance for consultancy expenses.	
Insurance Expenses	14,584	9,723	8,913	809	8.3%	✓		
Internal Allocations Total	485,058	323,977	328,829	(4,851)	(1.5%)	✗		
Internal Recovery Total	2,050,722	1,366,102	1,297,138	(68,963)	(5.0%)	✗		
Operating Project Expenditure Total	0	0	0	0	0.0%	!		
Total Expenditure	(9,200)	(19,200)	0	(19,200)	(100.0%)	✗		
Net Operating Surplus (Deficit)	9,200	19,200	0	(19,200)	(100.0%)	✗		
Total Capital Project Expenditure	0	0	0	0	0.0%	!	Please refer to the capital project schedule for details.	
ICT Services								
Operating Revenue Total	0	0	0	0	0.0%	!		
Core Service Expenditure Total	12,347,192	8,206,096	8,058,035	148,061	1.8%	✓		
Employee Costs	5,444,896	3,633,659	3,565,388	68,271	1.9%	✓	This variance is attributed to a vacant positions.	
Materials and Contracts	5,115,307	3,322,823	3,196,894	125,929	3.8%	✓	Timing variance for Azure and HRIS as the latter activity is dependent on the project completion.	
Utility Charges	103,061	70,872	69,247	1,625	2.3%	✓	Timing variance for telecommunication data charges.	
Depreciation	1,631,223	1,143,605	1,194,295	(50,690)	(4.4%)	✗		
Insurance Expenses	52,705	35,137	32,212	2,925	8.3%	✓		
Internal Allocations Total	774,544	517,075	565,065	(47,990)	(9.3%)	✗		
Internal Recovery Total	13,261,252	8,830,094	8,626,231	(203,864)	(2.3%)	✗		
Operating Project Expenditure Total	1,931,400	745,985	275,194	470,790	63.1%	✓		
Commercial Property Defit/Fitout	41,418	0	0	0	0.0%	!		
ICT Integration Layer Remediation	140,000	89,600	30,133	59,467	66.4%	✓	Timing variance.	
Cyber Security Optimisation	56,082	56,082	52,082	4,000	7.1%	✓		
Implement Azure Cloud Adoption Framework (CAF)	350,000	139,803	112,114	27,689	19.8%	✓	Timing variance.	
Microsoft 365 and Online Forms Refresh	245,000	111,600	53,200	58,400	52.3%	✓	Timing variance.	
Technology One Cloud Migration	1,000,000	250,000	27,666	222,334	88.9%	✓	Timing variance.	
City of Perth Communication Network Audit & Resiliency Plan	98,900	98,900	0	98,900	100.0%	✓	Timing variance.	

Detail	Revised Annual Budget	YTD Budget	YTD Actual	YTD Budget Variance \$	YTD Budget Variance %	Budget Impact	Comments on Material Variances Identified - by Service	Figures in this view include all Internal
Total Expenditure	1,791,884	639,061	272,064	366,997	57.4%	✓		
Net Operating Surplus (Deficit)	(1,791,884)	(639,061)	(272,064)	366,997	57.4%	✓		
Total Capital Project Expenditure	1,014,766	440,672	307,771	132,901	30.2%	✓	Please refer to the capital project schedule for details.	
Transactional Finance								
Operating Revenue Total	127,038,320	118,285,849	119,512,286	1,226,437	1.0%	✓		
Rates	107,294,833	107,367,517	107,722,230	354,713	0.3%	✓	Rates charges are largely in line with revenue estimates.	
Operating Grants, Subsidies and Contributions	1,223,027	123,830	125,230	1,400	1.1%	✓		
Fees and Charges	360,040	342,605	356,081	13,476	3.9%	✓	Timing variance for administration charges.	
Interest Earnings	14,261,720	9,013,591	9,939,508	925,917	10.3%	✓	Interest earned on investments ahead of budget due to higher investment rates and higher investment	
Other Revenue	357,000	188,307	1,366,412	1,178,105	625.6%	✓	Positive change for the year in the City's Colonial First State investment which is marked to the ASX	
Profit On Asset Disp	3,541,700	1,250,000	2,825	(1,247,175)	(99.8%)	✗	Timing variance.	
Core Service Expenditure Total	2,507,301	1,697,615	2,385,215	(687,601)	(40.5%)	✗		
Employee Costs	1,850,840	1,232,148	1,214,450	17,698	1.4%	✓	The variance is due staff vacancy, also timing variance for staff training and study assistance.	
Materials and Contracts	629,658	447,560	466,171	(18,611)	(4.2%)	✗	Unfavourable variance for the OAG audit fees.	
Utility Charges	237	196	63	133	68.0%	✓		
Depreciation	0	0	1,097	(1,097)	0.0%	!		
Insurance Expenses	24,566	16,377	16,601	(223)	(1.4%)	✗		
Interest Expense	0	0	25	(25)	0.0%	!		
Other Expenditure	2,000	1,333	0	1,333	100.0%	✓		
Loss On Asset Disp	0	0	25,275	(25,275)	0.0%	!	Timing variance.	
Loss on Revaluation of Fixed Assets	0	0	661,534	(661,534)	0.0%	!	Timing variance for Colonial Revaluation offsetting the revaluation increases.	
Internal Allocations Total	1,140,500	1,472,721	1,508,081	(35,360)	(2.4%)	✗		
Internal Recovery Total	4,041,366	3,506,584	3,353,115	(153,469)	(4.4%)	✗		
Operating Project Expenditure Total	0	0	0	0	0.0%	!		
Total Expenditure	(393,566)	(336,248)	540,181	(876,429)	(260.6%)	✗		
Net Operating Surplus (Deficit)	127,431,886	118,622,098	118,972,105	350,007	0.3%	✓		
Total Capital Project Expenditure	0	0	0	0	0.0%	!	Please refer to the capital project schedule for details.	
People & Culture								
Operating Revenue Total	0	0	0	0	0.0%	!		
Core Service Expenditure Total	3,644,382	2,486,994	2,478,981	8,013	0.3%	✓		
Employee Costs	3,211,107	2,152,076	2,170,865	(18,789)	(0.9%)	✗	Unfavourable variance is due to unbudgeted FTE in payroll sub-service offset in addition to a timing variance for Organisational development training.	
Materials and Contracts	405,000	316,068	290,835	25,233	8.0%	✓	Timing variance for the e-learning build.	
Insurance Expenses	28,275	18,850	17,281	1,569	8.3%	✓		
Internal Allocations Total	310,963	207,368	240,646	(33,278)	(16.0%)	✗		
Internal Recovery Total	3,860,602	2,569,528	2,719,621	150,093	5.8%	✓		
Operating Project Expenditure Total	0	0	12,365	(12,365)	0.0%	!		

Detail	Revised Annual Budget	YTD Budget	YTD Actual	YTD Budget Variance \$	YTD Budget Variance %	Budget Impact	Comments on Material Variances Identified - by Service	Figures in this view include all Internal
HRIS Implementation	0	0	12,365	(12,365)	0.0%	!	0.40FTE is working on HRIS project until 16/09/2024.	
Total Expenditure	94,742	124,835	12,371	112,464	90.1%	✓		
Net Operating Surplus (Deficit)	(94,742)	(124,835)	(12,371)	112,464	90.1%	✓		
Total Capital Project Expenditure	0	0	0	0	0.0%	!	Please refer to the capital project schedule for details.	
Information and Records Management								
Operating Revenue Total	3,000	2,000	1,416	(584)	(29.2%)	✗		
Fees and Charges	3,000	2,000	1,416	(584)	(29.2%)	✗	Timing variance for Information search for FOI applications.	
Core Service Expenditure Total	857,392	594,190	527,720	66,470	11.2%	✓		
Employee Costs	741,623	497,324	475,183	22,141	4.5%	✓	This variance is attributed to the timing of the vacant positions when filled.	
Materials and Contracts	106,250	90,520	46,780	43,740	48.3%	✓	Timing variance for the digitisation of street block initiative.	
Insurance Expenses	9,419	6,279	5,757	523	8.3%	✓		
Other Expenditure	100	67	0	67	100.0%	✓		
Internal Allocations Total	436,535	288,484	297,975	(9,491)	(3.3%)	✗		
Internal Recovery Total	1,290,927	853,190	824,279	(28,911)	(3.4%)	✗		
Operating Project Expenditure Total	923,881	110,233	239,456	(129,223)	(117.2%)	✗		
Historical Records Disposal Program	108,000	39,983	52,688	(12,705)	(31.8%)	✗	Timing variance.	
Records and Information Management Program	815,881	70,250	186,769	(116,519)	(165.9%)	✗	Timing variance.	
Total Expenditure	926,881	139,717	240,873	(101,156)	(72.4%)	✗		
Net Operating Surplus (Deficit)	(923,881)	(137,717)	(239,456)	(101,740)	(73.9%)	✗		
Total Capital Project Expenditure	0	0	0	0	0.0%	!	Please refer to the capital project schedule for details.	
Workplace, Health & Safety								
Operating Revenue Total	0	0	0	0	0.0%	!		
Core Service Expenditure Total	809,673	543,442	449,772	93,669	17.2%	✓		
Employee Costs	799,923	536,942	443,143	93,799	17.5%	✓	The variance is due to staff vacancies and timing variance for alcohol and drug screening tests.	
Materials and Contracts	3,500	2,333	2,810	(476)	(20.4%)	✗		
Insurance Expenses	6,250	4,166	3,820	347	8.3%	✓		
Internal Allocations Total	62,660	41,630	50,986	(9,356)	(22.5%)	✗		
Internal Recovery Total	938,075	623,924	500,758	(123,166)	(19.7%)	✗		
Operating Project Expenditure Total	87,260	24,310	14,175	10,135	41.7%	✓		
WHS Safety Improvement Action Plan	87,260	24,310	14,175	10,135	41.7%	✓	Timing variance.	
Total Expenditure	21,518	(14,543)	14,175	(28,718)	(197.5%)	✗		
Net Operating Surplus (Deficit)	(21,518)	14,543	(14,175)	(28,718)	(197.5%)	✗		
Total Capital Project Expenditure	0	0	0	0	0.0%	!	Please refer to the capital project schedule for details.	

Detail	Revised Annual Budget	YTD Budget	YTD Actual	YTD Budget Variance \$	YTD Budget Variance %	Budget Impact	Comments on Material Variances Identified - by Service	Figures in this view include all Internal
Procurement and Contract Management								
Operating Revenue Total	0	0	0	0	0.0%	!		
Core Service Expenditure Total	1,279,878	795,050	757,711	37,339	4.7%	✓		
Employee Costs	1,199,461	751,437	735,853	15,584	2.1%	✓	This variance is due to vacant position.	
Materials and Contracts	70,000	36,669	15,491	21,178	57.8%	✓	Timing variance for consultancy services.	
Insurance Expenses	10,417	6,945	6,367	578	8.3%	✓		
Internal Allocations Total	447,925	297,611	322,122	(24,511)	(8.2%)	✗		
Internal Recovery Total	1,757,803	1,169,059	1,079,833	(89,226)	(7.6%)	✗		
Operating Project Expenditure Total	0	0	0	0	0.0%	!		
Total Expenditure	(30,000)	(76,398)	0	(76,398)	(100.0%)	✗		
Net Operating Surplus (Deficit)	30,000	76,398	0	(76,398)	(100.0%)	✗		
Total Capital Project Expenditure	0	0	0	0	0.0%	!	Please refer to the capital project schedule for details.	
Corporate Governance								
Operating Revenue Total	0	0	0	0	0.0%	!		
Core Service Expenditure Total	398,210	265,624	227,800	37,825	14.2%	✓		
Employee Costs	369,743	246,646	225,599	21,047	8.5%	✓	This variance is due to vacant position.	
Materials and Contracts	25,000	16,667	82	16,585	99.5%	✓	Timing variance for external legal advice.	
Insurance Expenses	3,467	2,311	2,119	193	8.3%	✓		
Internal Allocations Total	117,073	77,787	85,837	(8,050)	(10.3%)	✗		
Internal Recovery Total	515,283	343,411	313,637	(29,774)	(8.7%)	✗		
Operating Project Expenditure Total	59,200	59,200	0	59,200	100.0%	✓		
Information Asset Register	59,200	59,200	0	59,200	100.0%	✓	Timing variance.	
Total Expenditure	59,200	59,200	0	59,200	100.0%	✓		
Net Operating Surplus (Deficit)	(59,200)	(59,200)	(0)	59,200	100.0%	✓		
Total Capital Project Expenditure	0	0	0	0	0.0%	!	Please refer to the capital project schedule for details.	



Community Development Alliance Variances by Alliance & Service

28 February - 2025

Attachment F

Detail	Revised Annual Budget	YTD Budget	YTD Actual	YTD Budget Variance \$	YTD Budget Variance %	Budget Impact	Comments on Material Variances Identified - by Service	Figures in this view include all Internal
Financial Summary - Community Development Alliance								
Operating Revenue	2,348,988	1,266,388	1,442,847	176,459	13.9%	✓		
Core Service Total Expenditure	21,218,336	13,829,487	13,624,518	204,969	1.5%	✓		
Internal Allocations Total	8,121,038	5,392,924	5,274,693	118,231	2.2%	✓		
Internal Recovery Total	1,413,798	930,917	896,505	(34,412)	(3.7%)	✗		
Recoverable Works Total	0	0	10,277	(10,277)	0.0%	!		
Operating Project Expenditure Total	1,839,736	515,069	505,693	9,376	1.8%	✓		
Total Expenditure	29,765,312	18,806,562	18,518,675	287,887	1.5%	✓		
Net Operating Surplus (Deficit)	(27,416,324)	(17,540,175)	(17,075,829)	464,346	2.6%	✓		
Total Capital Project Expenditure	857,246	219,396	230,220	(10,824)	(4.9%)	✗		

Financial Summary - Community Development Alliance Services

Leadership - Community Development

Operating Revenue Total	0	0	0	0	0.0%	!		
Core Service Expenditure Total	911,790	552,734	417,167	135,567	24.5%	✓		
Employee Costs	727,363	479,628	355,060	124,567	26.0%	✓	Favourable variance is due to a combination of one vacant position and another vacant position transferred to Events Management.	
Materials and Contracts	155,500	52,711	46,233	6,479	12.3%	✓	Timing variance for legal fees and kitchen consumables.	
Utility Charges	10,987	7,325	4,388	2,937	40.1%	✓	Timing variance for telecommunication charges.	
Insurance Expenses	7,440	4,960	4,547	413	8.3%	✓		
Other Expenditure	10,500	8,110	6,938	1,172	14.4%	✓	Timing variance for travel expenses.	
Internal Allocations Total	455,724	303,837	318,841	(15,003)	(4.9%)	✗		
Internal Recovery Total	1,289,514	836,771	709,029	(127,742)	(15.3%)	✗		
Operating Project Expenditure Total	0	0	0	0	0.0%	!		
Total Expenditure	78,000	19,800	26,979	(7,179)	(36.3%)	✗		
Net Operating Surplus (Deficit)	(78,000)	(19,800)	(26,979)	(7,179)	(36.3%)	✗		
Total Capital Project Expenditure	0	0	0	0	0.0%	!	Please refer to the capital project schedule for details.	

Community Capacity Building

Operating Revenue Total	0	0	0	0	0.0%	!		
Core Service Expenditure Total	1,184,777	769,096	548,740	220,356	28.7%	✓		
Employee Costs	1,084,685	721,573	507,033	214,540	29.7%	✓	Favourable variance due to vacant position and parental leave absences.	
Materials and Contracts	77,930	35,952	30,901	5,051	14.0%	✓	Favourable variance as translation services were not required for the advisory group meetings.	

Detail	Revised Annual Budget	YTD Budget	YTD Actual	YTD Budget Variance \$	YTD Budget Variance %	Budget Impact	Comments on Material Variances Identified - by Service	Figures in this view include all Internal
Insurance Expenses	14,762	9,841	9,022	819	8.3%	✓		
Other Expenditure	7,400	1,729	1,784	(55)	(3.2%)	✗		
Internal Allocations Total	443,457	286,768	295,449	(8,681)	(3.0%)	✗		
Internal Recovery Total	0	0	0	0	0.0%	!		
Operating Project Expenditure Total	101,236	50,000	0	50,000	100.0%	✓		
Aboriginal Engagement and Advisory Groups	39,236	0	0	0	0.0%	!		
Partnership with Clontarf Foundation	62,000	50,000	0	50,000	100.0%	✓	Timing variance for contribution to Clontarf Foundation.	
Total Expenditure	1,729,470	1,105,864	844,189	261,675	23.7%	✓		
Net Operating Surplus (Deficit)	(1,729,470)	(1,105,864)	(844,189)	261,675	23.7%	✓		
Total Capital Project Expenditure	0	0	0	0	0.0%	!	Please refer to the capital project schedule for details.	
Community Support Services								
Operating Revenue Total	752,984	511,419	525,465	14,046	2.7%	✓		
Fees and Charges	582,984	390,330	385,896	(4,434)	(1.1%)	✗		
Other Revenue	170,000	121,089	139,569	18,480	15.3%	✓	Favourable variance related to locker and shower hire at the Citiplace Rest Centre.	
Core Service Expenditure Total	2,493,129	1,610,917	1,714,415	(103,498)	(6.4%)	✗		
Employee Costs	1,463,675	973,269	1,072,285	(99,016)	(10.2%)	✗	Unfavourable variance due to backfill of vacant positions by agency staff.	
Materials and Contracts	626,306	379,808	366,536	13,272	3.5%	✓		
Utility Charges	83,455	45,353	44,735	618	1.4%	✓		
Depreciation	280,440	186,734	206,934	(20,200)	(10.8%)	✗		
Insurance Expenses	34,502	23,001	21,087	1,915	8.3%	✓		
Other Expenditure	4,751	2,751	2,838	(87)	(3.2%)	✗		
Internal Allocations Total	869,340	579,607	603,015	(23,407)	(4.0%)	✗		
Internal Recovery Total	38,000	14,760	107,153	92,394	626.0%	✓		
Operating Project Expenditure Total	35,000	0	0	0	0.0%	!		
Commercial Property Defit/Fitout	10,000	0	0	0	0.0%	!		
Building - Toilet/change rooms Langley Park	25,000	0	0	0	0.0%	!		
Total Expenditure	3,359,470	2,175,765	2,210,276	(34,512)	(1.6%)	✗		
Net Operating Surplus (Deficit)	(2,606,486)	(1,664,346)	(1,684,812)	(20,466)	(1.2%)	✗		
Total Capital Project Expenditure	45,000	45,000	16,139	28,862	64.1%	✓	Please refer to the capital project schedule for details.	
Library and Life-long Learning								
Operating Revenue Total	117,500	73,897	127,794	53,897	72.9%	✓		
Fees and Charges	112,500	70,569	109,959	39,389	55.8%	✓	Favourable variance due to increased room hire, advance bookings and increased photocopier revenue.	
Other Revenue	5,000	3,328	17,835	14,507	435.9%	✓	Favourable variance is due to recoup of employee costs of staff member working one day a week at the state library.	
Core Service Expenditure Total	5,219,900	3,462,631	3,496,053	(33,422)	(1.0%)	✗		
Employee Costs	3,245,349	2,158,353	2,212,630	(54,277)	(2.5%)	✗	Variance due to employee vacancy adjustment.	
Materials and Contracts	627,150	398,580	370,884	27,696	6.9%	✓	Timing variance for the purchase of library resources and event programming.	

Detail	Revised Annual Budget	YTD Budget	YTD Actual	YTD Budget Variance \$	YTD Budget Variance %	Budget Impact	Comments on Material Variances Identified - by Service	Figures in this view include all Internal
Utility Charges	207,581	144,666	144,903	(236)	(0.2%)	✗		
Depreciation	1,053,141	701,341	712,618	(11,277)	(1.6%)	✗		
Insurance Expenses	78,866	52,577	48,200	4,377	8.3%	✓		
Other Expenditure	7,813	7,113	6,818	295	4.1%	✓		
Internal Allocations Total	1,713,012	1,139,149	1,097,102	42,046	3.7%	✓		
Internal Recovery Total	1,000	513	1,886	1,373	267.7%	✓		
Operating Project Expenditure Total	0	0	0	0	0.0%	!		
Total Expenditure	6,931,912	4,601,267	4,591,269	9,998	0.2%	✓		
Net Operating Surplus (Deficit)	(6,814,412)	(4,527,370)	(4,463,475)	63,894	1.4%	✓		
Total Capital Project Expenditure	248,500	53,500	39,010	14,490	27.1%	✓	Please refer to the capital project schedule for details.	
Culture and Arts Management								
Operating Revenue Total	403,233	3,233	3,371	138	4.3%	✓		
Core Service Expenditure Total	1,520,959	977,590	890,408	87,182	8.9%	✓		
Employee Costs	1,105,408	727,659	680,361	47,297	6.5%	✓	Variance due to employee vacancies.	
Materials and Contracts	387,550	232,464	193,712	38,752	16.7%	✓	Timing variance for public art maintenance.	
Insurance Expenses	26,201	17,467	16,013	1,454	8.3%	✓		
Other Expenditure	1,800	0	322	(322)	0.0%	!		
Internal Allocations Total	599,892	401,415	396,005	5,410	1.3%	✓		
Internal Recovery Total	0	0	0	0	0.0%	!		
Operating Project Expenditure Total	918,500	108,927	149,919	(40,992)	(37.6%)	✗		
Boorloo Heritage Festival	398,500	58,457	99,450	(40,992)	(70.1%)	✗	Timing variance, event preparations are underway.	
Bicentenary Program	150,000	0	0	0	0.0%	!		
History Centre Collections Project	120,000	23,735	23,735	0	0.0%	!		
Public Artwork - The Spaceman	250,000	26,734	26,734	0	0.0%	!		
Total Expenditure	3,039,351	1,487,932	1,436,332	51,600	3.5%	✓		
Net Operating Surplus (Deficit)	(2,636,118)	(1,484,699)	(1,432,961)	51,738	3.5%	✓		
Total Capital Project Expenditure	137,050	70,700	118,438	(47,738)	(67.5%)	✗	Please refer to the capital project schedule for details.	
Community Safety								
Operating Revenue Total	47,683	22,551	24,900	2,349	10.4%	✓		
Fees and Charges	24,000	7,173	9,134	1,961	27.3%	✓	Favourable variance for animal registration fees.	
Other Revenue	17,500	15,379	15,766	388	2.5%	✓		
Profit On Asset Disp	6,183	0	0	0	0.0%	!		
Core Service Expenditure Total	6,584,337	4,340,419	4,496,154	(155,735)	(3.6%)	✗		
Employee Costs	5,430,505	3,624,872	3,792,017	(167,145)	(4.6%)	✗	Unfavourable variance is a combination of the city wide vacancy adjustment and overtime to backfill vacant positions.	
Materials and Contracts	459,916	260,581	251,009	9,572	3.7%	✓		
Utility Charges	75,604	43,427	30,008	13,419	30.9%	✓	Timing variance for telecommunication charges.	

Detail	Revised Annual Budget	YTD Budget	YTD Actual	YTD Budget Variance \$	YTD Budget Variance %	Budget Impact	Comments on Material Variances Identified - by Service	Figures in this view include all Internal
Depreciation	548,733	368,585	383,721	(15,136)	(4.1%)	✗		
Insurance Expenses	66,431	42,954	39,378	3,576	8.3%	✓		
Other Expenditure	100	0	20	(20)	0.0%	!		
Loss On Asset Disp	3,048	0	0	0	0.0%	!		
Internal Allocations Total	2,637,664	1,747,688	1,702,125	45,562	2.6%	✓		
Internal Recovery Total	4,533	4,247	6,695	2,448	57.7%	✓		
Operating Project Expenditure Total	668,972	322,051	321,682	368	0.1%	✓		
Community Safety Patrols	400,000	216,544	216,176	368	0.2%	✓		
Infringement Software	18,972	18,972	18,972	0	0.0%	!		
Community Safety Project	250,000	86,534	86,534	0	0.0%	!		
Total Expenditure	9,886,440	6,405,910	6,513,266	(107,356)	(1.7%)	✗		
Net Operating Surplus (Deficit)	(9,838,757)	(6,383,359)	(6,488,366)	(105,007)	(1.6%)	✗		
Total Capital Project Expenditure	414,478	37,978	44,416	(6,438)	(17.0%)	✗	Please refer to the capital project schedule for details.	
Public Health Management								
Operating Revenue Total	697,088	458,370	500,722	42,352	9.2%	✓		
Operating Grants, Subsidies and Contributions	2,088	2,088	2,088	0	0.0%	!		
Fees and Charges	692,500	454,618	496,475	41,856	9.2%	✓	Favourable variance for health premises inspections.	
Other Revenue	2,500	1,664	2,160	496	29.8%	✓		
Core Service Expenditure Total	2,283,526	1,486,760	1,351,142	135,619	9.1%	✓		
Employee Costs	1,848,300	1,217,189	1,097,288	119,902	9.9%	✓	Favourable variance due to employee vacancy.	
Materials and Contracts	406,613	250,530	235,192	15,339	6.1%	✓		
Utility Charges	415	242	101	141	58.3%	✓		
Depreciation	5,652	3,768	3,764	4	0.1%	✓		
Insurance Expenses	22,546	15,031	14,779	251	1.7%	✓		
Other Expenditure	0	0	17	(17)	0.0%	!		
Internal Allocations Total	907,847	603,681	596,056	7,625	1.3%	✓		
Internal Recovery Total	0	0	4,571	4,571	0.0%	!		
Operating Project Expenditure Total	116,028	34,091	34,091	0	0.0%	!		
Infringement Software	26,028	0	0	0	0.0%	!		
Noise Management Project	90,000	34,091	34,091	0	0.0%	!		
Total Expenditure	3,307,401	2,124,532	1,976,718	147,814	7.0%	✓		
Net Operating Surplus (Deficit)	(2,610,314)	(1,666,163)	(1,475,996)	190,167	11.4%	✓		
Total Capital Project Expenditure	0	0	0	0	0.0%	!	Please refer to the capital project schedule for details.	
Community Facilities								
Operating Revenue Total	330,500	196,918	260,595	63,677	32.3%	✓		
Fees and Charges	326,000	193,354	256,974	63,620	32.9%	✓	Favourable variance due to increase in Town Hall bookings.	
Other Revenue	4,500	3,564	3,621	58	1.6%	✓		

Detail	Revised Annual Budget	YTD Budget	YTD Actual	YTD Budget Variance \$	YTD Budget Variance %	Budget Impact	Comments on Material Variances Identified - by Service	Figures in this view include all Internal
Core Service Expenditure Total	1,019,917	629,341	710,441	(81,100)	(12.9%)	✖	Variance due to a combination of the vacancy adjustment, unbudgeted position added to support increased bookings and additional hours worked to cover holidays taken. Additional contractor cost has been recovered in Town Hall booking revenue.	
Employee Costs	514,310	339,376	401,830	(62,454)	(18.4%)	✖		
Materials and Contracts	194,800	81,105	98,104	(17,000)	(21.0%)	✖		
Utility Charges	56,635	36,829	35,405	1,424	3.9%	✔		
Depreciation	229,832	153,022	156,950	(3,928)	(2.6%)	✖		
Insurance Expenses	15,793	10,529	9,652	876	8.3%	✔		
Other Expenditure	8,548	8,481	8,499	(19)	(0.2%)	✖		
Internal Allocations Total	494,100	330,779	266,100	64,679	19.6%	✔		
Internal Recovery Total	80,750	74,627	67,172	(7,455)	(10.0%)	✖		
Operating Project Expenditure Total	0	0	0	0	0.0%	⚠		
Total Expenditure	1,433,268	885,493	909,369	(23,876)	(2.7%)	✖		
Net Operating Surplus (Deficit)	(1,102,768)	(688,575)	(648,774)	39,801	5.8%	✔		
Total Capital Project Expenditure	12,218	12,218	12,218	0	0.0%	⚠	Please refer to the capital project schedule for details.	



Planning and Sustainability Alliance Variances by Alliance & Service

28 February - 2025

Attachment F

Detail	Revised Annual Budget	YTD Budget	YTD Actual	YTD Budget Variance \$	YTD Budget Variance %	Budget Impact	Comments on Material Variances Identified - by Service	Figures in this view include all Internal
Financial Summary - Planning and Sustainability Alliance								
Operating Revenue	1,382,168	1,123,542	1,183,515	59,974	5.3%	✓		
Core Service Total Expenditure	9,609,742	6,315,183	5,509,525	805,658	12.8%	✓		
Internal Allocations Total	4,337,384	2,895,364	2,821,923	73,441	2.5%	✓		
Internal Recovery Total	1,095,455	736,575	603,387	(133,188)	(18.1%)	✗		
Recoverable Works Total	0	0	0	0	0.0%	!		
Operating Project Expenditure Total	1,186,000	594,596	527,690	66,906	11.3%	✓		
Total Expenditure	14,037,671	9,068,569	8,255,751	812,818	9.0%	✓		
Net Operating Surplus (Deficit)	(12,655,503)	(7,945,027)	(7,072,236)	872,792	11.0%	✓		
Total Capital Project Expenditure	1,980,411	712,369	521,490	190,879	26.8%	✓		

Financial Summary - Planning and Sustainability Alliance Services

Leadership - Planning & Sustainability

Operating Revenue Total	0	0	0	0	0.0%	!	
Core Service Expenditure Total	729,292	487,352	340,389	146,963	30.2%	✓	
Employee Costs	559,120	374,416	310,067	64,349	17.2%	✓	Favourable variance due to staff vacancy.
Materials and Contracts	154,200	103,352	22,654	80,698	78.1%	✓	No requirement for consultancy fees and low requirements for legal fees year to date.
Utility Charges	9,020	4,616	3,543	1,073	23.2%	✓	Timing variance.
Insurance Expenses	5,952	3,968	3,638	330	8.3%	✓	
Other Expenditure	1,000	1,000	486	514	51.4%	✓	Timing variance.
Internal Allocations Total	366,164	244,158	251,409	(7,250)	(3.0%)	✗	
Internal Recovery Total	1,095,455	729,292	591,325	(137,966)	(18.9%)	✗	
Operating Project Expenditure Total	0	0	0	0	0.0%	!	
Total Expenditure	0	2,219	472	1,747	78.7%	✓	
Net Operating Surplus (Deficit)	0	(2,219)	(472)	1,747	78.7%	✓	
Total Capital Project Expenditure	0	0	0	0	0.0%	!	Please refer to the capital project schedule for details.

City Future

Operating Revenue Total	0	0	0	0	0.0%	!
Core Service Expenditure Total	188,135	125,740	130,147	(4,408)	(3.5%)	✗
Employee Costs	186,483	124,639	129,138	(4,499)	(3.6%)	✗
Insurance Expenses	1,652	1,101	1,010	92	8.3%	✓

Detail	Revised Annual Budget	YTD Budget	YTD Actual	YTD Budget Variance \$	YTD Budget Variance %	Budget Impact	Comments on Material Variances Identified - by Service	Figures in this view include all Internal
Internal Allocations Total	96,296	64,231	59,235	4,996	7.8%	✓		
Internal Recovery Total	0	0	0	0	0.0%	!		
Operating Project Expenditure Total	0	0	0	0	0.0%	!		
Total Expenditure	284,431	189,971	189,382	589	0.3%	✓		
Net Operating Surplus (Deficit)	(284,431)	(189,971)	(189,382)	589	0.3%	✓		
Total Capital Project Expenditure	0	0	0	0	0.0%	!	Please refer to the capital project schedule for details.	
City Planning								
Operating Revenue Total	0	0	601	601	0.0%	!		
Fees and Charges	0	0	601	601	0.0%	!	CPS2 Amendment.	
Core Service Expenditure Total	1,850,359	1,207,954	791,588	416,366	34.5%	✓		
Employee Costs	1,741,914	1,157,421	754,980	402,441	34.8%	✓	Favourable variance due to staff vacancy.	
Materials and Contracts	84,100	34,303	24,785	9,518	27.7%	✓	Timing variance for public notices and tenders.	
Insurance Expenses	19,345	12,897	11,823	1,074	8.3%	✓		
Other Expenditure	5,000	3,333	0	3,333	100.0%	✓	No travel or conference expenses to date.	
Internal Allocations Total	862,940	575,637	547,367	28,270	4.9%	✓		
Internal Recovery Total	0	0	0	0	0.0%	!		
Operating Project Expenditure Total	211,000	113,865	86,905	26,960	23.7%	✓		
Local Planning Scheme No. 3	205,500	108,365	81,405	26,960	24.9%	✓	Consultant review of the development incentives is being finalised. Expenditure to follow.	
UWA QEII Precinct Plan	5,500	5,500	5,500	0	0.0%	!	The State Government has approved an Improvement Plan for the UWA QEII precinct, replacing the need for a precinct plan to be prepared by the City. The City continues to engage with the Department of Planning, Lands and Heritage on the area. Expenditure has been finalised for work undertaken by consultants prior to the announcement of the improvement plan.	
Total Expenditure	2,924,299	1,897,457	1,425,861	471,596	24.9%	✓		
Net Operating Surplus (Deficit)	(2,924,299)	(1,897,457)	(1,425,260)	472,197	24.9%	✓		
Total Capital Project Expenditure	0	0	0	0	0.0%	!	Please refer to the capital project schedule for details.	
Development Approvals								
Operating Revenue Total	200,000	150,172	166,433	16,261	10.8%	✓		
Fees and Charges	200,000	150,172	166,433	16,261	10.8%	✓	Timing variance.	
Core Service Expenditure Total	1,619,052	1,033,640	980,957	52,683	5.1%	✓		
Employee Costs	1,472,066	978,083	940,834	37,249	3.8%	✓	Favourable variance due to staff vacancies.	
Materials and Contracts	129,500	44,033	29,410	14,623	33.2%	✓	Timing variance for sitting fees.	
Insurance Expenses	17,486	11,524	10,713	811	7.0%	✓		
Internal Allocations Total	778,104	518,678	511,282	7,396	1.4%	✓		
Internal Recovery Total	0	7,283	11,895	4,612	63.3%	✓		
Operating Project Expenditure Total	0	0	0	0	0.0%	!		
Total Expenditure	2,397,156	1,545,035	1,480,344	64,692	4.2%	✓		

Detail	Revised Annual Budget	YTD Budget	YTD Actual	YTD Budget Variance \$	YTD Budget Variance %	Budget Impact	Comments on Material Variances Identified - by Service	Figures in this view include all Internal
Net Operating Surplus (Deficit)	(2,197,156)	(1,394,863)	(1,313,911)	80,952	5.8%	✓		
Total Capital Project Expenditure	0	0	0	0	0.0%	!	Please refer to the capital project schedule for details.	
Building Approvals								
Operating Revenue Total	893,768	815,619	835,769	20,150	2.5%	✓		
Fees and Charges	887,768	811,974	831,863	19,890	2.4%	✓	Variance due to a number of higher value building approvals received.	
Other Revenue	6,000	3,645	3,906	261	7.2%	✓		
Core Service Expenditure Total	1,261,172	836,921	784,884	52,036	6.2%	✓		
Employee Costs	1,195,311	792,076	745,927	46,149	5.8%	✓	Favourable variance due to staff vacancies.	
Materials and Contracts	51,500	35,370	30,161	5,209	14.7%	✓	Timing variance for postage expenses.	
Insurance Expenses	14,361	9,475	8,797	678	7.2%	✓		
Internal Allocations Total	519,678	346,903	342,453	4,449	1.3%	✓		
Internal Recovery Total	0	0	166	166	0.0%	!		
Operating Project Expenditure Total	0	0	0	0	0.0%	!		
Total Expenditure	1,780,850	1,183,823	1,127,172	56,652	4.8%	✓		
Net Operating Surplus (Deficit)	(887,082)	(368,205)	(291,403)	76,802	20.9%	✓		
Total Capital Project Expenditure	0	0	0	0	0.0%	!	Please refer to the capital project schedule for details.	
Transport and Urban Design								
Operating Revenue Total	288,400	157,751	180,713	22,962	14.6%	✓		
Operating Grants, Subsidies and Contributions	0	0	3,391	3,391	0.0%	!	WALGA Urban Green grant.	
Other Revenue	288,400	157,751	177,322	19,571	12.4%	✓	E-scooter fees related to prior periods.	
Core Service Expenditure Total	3,206,351	2,124,273	2,039,455	84,818	4.0%	✓		
Employee Costs	2,970,403	1,987,264	1,894,649	92,615	4.7%	✓	Favourable variance due to staff vacancies.	
Materials and Contracts	191,390	105,613	114,562	(8,950)	(8.5%)	✗	Timing variance for contractors and consultancy fees.	
Depreciation	3,792	2,528	2,529	(1)	(0.0%)	✗		
Insurance Expenses	31,266	20,647	19,148	1,499	7.3%	✓		
Other Expenditure	9,500	8,222	8,568	(345)	(4.2%)	✗		
Internal Allocations Total	1,488,200	994,852	963,992	30,860	3.1%	✓		
Internal Recovery Total	0	0	0	0	0.0%	!		
Operating Project Expenditure Total	830,000	395,731	382,403	13,328	3.4%	✓		
Towards 2036	250,000	100,000	28,013	71,988	72.0%	✓	Final report card received and presented to elected members.	
Riverfront Masterplan	126,000	102,000	66,240	35,760	35.1%	✓	Consult package preparation underway.	
Active Transport / Urban Amenity - Minor Works	0	64	1,784	(1,720)	(2,690.9%)	✗		
Claisebrook Cove - Public Realm Rectification Plan	0	0	2,665	(2,665)	0.0%	!		
Road Safety and Network Improvements	174,000	66,317	119,303	(52,986)	(79.9%)	✗	Design completed and project transferred to construction team.	
Hay Street West Two Way (William - Elder)	0	0	23,730	(23,730)	0.0%	!	Operating expenses related to capital project.	
Red Light Running Study	40,000	20,000	34,004	(14,004)	(70.0%)	✗	Further data collection scheduled for March.	
Urban Forest Street & Parkland Tree Audit	240,000	107,350	106,665	685	0.6%	✓	Field work underway.	

Detail	Revised Annual Budget	YTD Budget	YTD Actual	YTD Budget Variance \$	YTD Budget Variance %	Budget Impact	Comments on Material Variances Identified - by Service	Figures in this view include all Internal
Total Expenditure	5,524,551	3,514,856	3,385,850	129,006	3.7%	✓		
Net Operating Surplus (Deficit)	(5,236,151)	(3,357,105)	(3,205,136)	151,968	4.5%	✓		
Total Capital Project Expenditure	1,980,411	712,369	521,490	190,879	26.8%	✓	Please refer to the capital project schedule for details.	
Sustainability								
Operating Revenue Total	0	0	0	0	0.0%	!		
Core Service Expenditure Total	755,382	499,303	442,104	57,199	11.5%	✓		
Employee Costs	719,942	480,651	410,243	70,408	14.6%	✓	Favourable variance due to staff vacancies.	
Materials and Contracts	28,000	13,765	21,100	(7,335)	(53.3%)	✗	Timing of emissions report expenditure.	
Insurance Expenses	7,440	4,887	4,561	326	6.7%	✓		
Other Expenditure	0	0	6,199	(6,199)	0.0%	!	Contribution related to Urban Design Strategies.	
Internal Allocations Total	226,002	150,905	146,186	4,719	3.1%	✓		
Internal Recovery Total	0	0	0	0	0.0%	!		
Operating Project Expenditure Total	145,000	85,000	58,382	26,618	31.3%	✓		
Smart Water and Electricity Meters	75,000	50,000	0	50,000	100.0%	✓	Project awarded.	
Sustainability Strategy Implementation Plan Initiatives	0	0	4,917	(4,917)	0.0%	!	Late invoice from previous financial year.	
Electric Vehicle Community Needs Study	70,000	35,000	53,465	(18,465)	(52.8%)	✗	Period Invoices tied to the project outputs are being progressed.	
Total Expenditure	1,126,384	735,208	646,672	88,536	12.0%	✓		
Net Operating Surplus (Deficit)	(1,126,384)	(735,208)	(646,672)	88,536	12.0%	✓		
Total Capital Project Expenditure	0	0	0	0	0.0%	!	Please refer to the capital project schedule for details.	



Infrastructure and Operations Alliance Variances by Alliance & Service

28 February - 2025

Attachment F

Detail	Revised Annual Budget	YTD Budget	YTD Actual	YTD Budget Variance \$	YTD Budget Variance %	Budget Impact	Comments on Material Variances Identified - by Service	Figures in this view include all Internal
Financial Summary - Infrastructure and Operations Alliance								
Operating Revenue	12,924,626	12,114,993	12,508,649	393,656	3.2%	✓		
Core Service Total Expenditure	63,524,728	41,746,177	43,631,497	(1,885,319)	(4.5%)	✗		
Internal Allocations Total	29,782,149	19,808,822	19,319,951	488,872	2.5%	✓		
Internal Recovery Total	22,084,566	14,974,854	14,802,195	(172,659)	(1.2%)	✗		
Recoverable Works Total	65,039	43,247	(1,415)	44,661	103.3%	✓		
Operating Project Expenditure Total	4,022,000	2,997,734	2,808,811	188,923	6.3%	✓		
Total Expenditure	75,309,350	49,621,127	50,956,649	(1,335,522)	(2.7%)	✗		
Net Operating Surplus (Deficit)	(62,384,724)	(37,506,133)	(38,448,000)	(941,866)	(2.5%)	✗		
Total Capital Project Expenditure	56,814,794	24,474,401	24,629,385	(154,984)	(0.6%)	✗		

Financial Summary - Infrastructure and Operations Alliance Services

Engineering and Design

Operating Revenue Total	0	0	0	0	0.0%	!	
Core Service Expenditure Total	995,859	625,177	641,199	(16,022)	(2.6%)	✗	
Employee Costs	889,077	585,670	602,066	(16,395)	(2.8%)	✗	Employee Vacancy has been applied to a fully staffed team.
Materials and Contracts	97,000	33,117	31,040	2,077	6.3%	✓	
Utility Charges	585	262	322	(60)	(22.9%)	✗	
Insurance Expenses	9,197	6,128	5,622	507	8.3%	✓	
Other Expenditure	0	0	2,151	(2,151)	0.0%	!	Conference related travel
Internal Allocations Total	579,482	386,908	360,242	26,666	6.9%	✓	
Internal Recovery Total	0	0	0	0	0.0%	!	
Operating Project Expenditure Total	0	0	0	0	0.0%	!	
Total Expenditure	1,575,342	1,012,085	1,001,441	10,644	1.1%	✓	
Net Operating Surplus (Deficit)	(1,575,342)	(1,012,085)	(1,001,441)	10,644	1.1%	✓	
Total Capital Project Expenditure	0	0	132,818	(132,818)	0.0%	!	Please refer to the capital project schedule for details.

Leadership - Infrastructure and Operations

Operating Revenue Total	0	0	0	0	0.0%	!	
Core Service Expenditure Total	703,914	498,609	489,332	9,277	1.9%	✓	
Employee Costs	541,307	363,323	408,869	(45,545)	(12.5%)	✗	Variance due to vacancy adjustment applied to a full staffed team and higher duties expenses.
Materials and Contracts	149,500	126,552	57,965	68,587	54.2%	✓	Timing variance of legal fees, expenditure is adhoc in nature and will been addressed for budget review.

Detail	Revised Annual Budget	YTD Budget	YTD Actual	YTD Budget Variance \$	YTD Budget Variance %	Budget Impact	Comments on Material Variances Identified - by Service	Figures in this view include all Internal
Utility Charges	3,142	1,674	1,880	(206)	(12.3%)	✗	Travel related costs for WECP CERAWeek conference.	
Insurance Expenses	4,465	2,977	2,729	248	8.3%	✓		
Other Expenditure	5,500	4,083	17,890	(13,807)	(338.1%)	✗		
Internal Allocations Total	414,377	277,376	284,810	(7,434)	(2.7%)	✗		
Internal Recovery Total	1,468,291	979,100	755,871	(223,229)	(22.8%)	✗		
Operating Project Expenditure Total	700,000	375,281	399,823	(24,542)	(6.5%)	✗		
Freedom of Entry Royal Australian Airforce	0	0	6,451	(6,451)	0.0%	!		
Normalisation of Elizabeth Quay Assets	430,000	208,466	190,227	18,239	8.7%	✓	Review of asset handover information underway for the bridge. Detailed operational planning underway.	
Causeway Pedestrian/Cycle bridge	85,000	47,778	52,623	(4,845)	(10.1%)	✗	Construction largely completed. Handover of asset information underway.	
Waterbank	65,000	37,715	54,528	(16,814)	(44.6%)	✗	Working with stakeholders to finalise designs and maintenance agreement.	
Perth City Link	120,000	81,323	95,993	(14,671)	(18.0%)	✗	Working with stakeholders to progress design and planning for public realm works that will ultimately be contributed assets to the City.	
Total Expenditure	350,000	172,166	418,094	(245,927)	(142.8%)	✗		
Net Operating Surplus (Deficit)	(350,000)	(172,166)	(418,094)	(245,927)	(142.8%)	✗		
Total Capital Project Expenditure	0	0	0	0	0.0%	!	Please refer to the capital project schedule for details.	
Asset Management								
Operating Revenue Total	0	0	0	0	0.0%	!	Favourable variance due to staff vacancies. Timing variance of building condition and road/path condition reporting.	
Core Service Expenditure Total	1,564,576	935,296	913,452	21,844	2.3%	✓		
Employee Costs	1,117,065	716,949	660,750	56,199	7.8%	✓		
Materials and Contracts	436,100	210,894	245,834	(34,939)	(16.6%)	✗		
Utility Charges	354	169	94	74	44.1%	✓		
Insurance Expenses	11,057	7,285	6,775	510	7.0%	✓		
Internal Allocations Total	621,868	412,894	380,084	32,810	7.9%	✓		
Internal Recovery Total	0	0	0	0	0.0%	!		
Operating Project Expenditure Total	0	0	0	0	0.0%	!		
Total Expenditure	2,186,444	1,348,190	1,293,536	54,654	4.1%	✓		
Net Operating Surplus (Deficit)	(2,186,444)	(1,348,190)	(1,293,536)	54,654	4.1%	✓		
Total Capital Project Expenditure	0	0	0	0	0.0%	!	Please refer to the capital project schedule for details.	
Asset Maintenance								
Operating Revenue Total	142,522	140,938	144,276	3,338	2.4%	✓	Higher than expected Main Roads direct grant. Slightly lower electrical hire fees.	
Operating Grants, Subsidies and Contributions	110,000	110,000	128,064	18,064	16.4%	✓		
Other Revenue	25,000	23,416	16,212	(7,204)	(30.8%)	✗		
Profit On Asset Disp	7,522	7,522	0	(7,522)	(100.0%)	✗		
Core Service Expenditure Total	27,540,773	18,016,054	19,719,941	(1,703,887)	(9.5%)	✗	Vacancy adjustment applied to fully staffed team. Timing variance for contractor expenditure related to path and riverbank maintenance.	
Employee Costs	2,992,919	1,987,588	1,956,254	31,334	1.6%	✓		
Materials and Contracts	2,741,726	1,568,919	1,380,294	188,624	12.0%	✓		
Utility Charges	896,700	600,701	609,950	(9,249)	(1.5%)	✗		

Detail	Revised Annual Budget	YTD Budget	YTD Actual	YTD Budget Variance \$	YTD Budget Variance %	Budget Impact	Comments on Material Variances Identified - by Service	Figures in this view include all Internal
Depreciation	20,843,103	13,810,179	14,150,357	(340,178)	(2.5%)	✗	Depreciation related to roads and kerbs.	
Insurance Expenses	46,163	30,775	30,213	562	1.8%	✓		
Interest Expense	6,810	4,540	6,000	(1,460)	(32.2%)	✗		
Other Expenditure	0	0	362	(362)	0.0%	!		
Loss On Asset Disp	13,352	13,352	1,586,511	(1,573,159)	(11,782.2%)	✗	Loss on asset disposal related to roads, street lighting and bridge assets.	
Internal Allocations Total	4,621,871	3,077,300	2,876,842	200,457	6.5%	✓		
Internal Recovery Total	2,412,195	1,812,702	1,849,968	37,266	2.1%	✓		
Operating Project Expenditure Total	1,650,000	1,456,607	1,342,557	114,050	7.8%	✓		
Street & Park Furniture - Drinking Fountain	0	0	630	(630)	0.0%	!		
Waste Education Plan Implementation	0	0	218	(218)	0.0%	!		
Christmas Decorations	1,650,000	1,456,607	1,341,709	114,898	7.9%	✓	Timing variance, post event invoicing relating to storage premise lease outstanding.	
Total Expenditure	31,400,449	20,737,259	22,089,373	(1,352,114)	(6.5%)	✗		
Net Operating Surplus (Deficit)	(31,257,927)	(20,596,321)	(21,945,098)	(1,348,777)	(6.5%)	✗		
Total Capital Project Expenditure	473,480	107,744	535,496	(427,752)	(397.0%)	✗	Please refer to the capital project schedule for details.	
Project Delivery								
Operating Revenue Total	0	0	0	0	0.0%	!		
Core Service Expenditure Total	1,975,766	1,321,990	1,192,888	129,101	9.8%	✓		
Employee Costs	1,922,044	1,280,159	1,264,581	15,578	1.2%	✓		
Materials and Contracts	30,500	27,000	8,571	18,429	68.3%	✓	Timing variance in consultancy and contractor expenditure.	
Utility Charges	3,847	1,914	1,857	56	3.0%	✓		
Insurance Expenses	19,375	12,917	11,841	1,075	8.3%	✓		
Loss On Asset Disp	0	0	(93,963)	93,963	0.0%	!		
Internal Allocations Total	990,107	660,615	647,709	12,905	2.0%	✓		
Internal Recovery Total	0	0	0	0	0.0%	!		
Operating Project Expenditure Total	173,000	84,620	105,066	(20,446)	(24.2%)	✗		
Building - Library Façade	0	0	3	(3)	0.0%	!		
Road - Plain St	0	0	7,112	(7,112)	0.0%	!		
Cathedral Plaza Defects Rectification	133,000	58,000	96,096	(38,096)	(65.7%)	✗	Expense relates to supply of granite and contractor works on site.	
Smart Lighting Control	0	0	556	(556)	0.0%	!		
Perth Town Hall Decorative Lighting Project	40,000	26,620	1,000	25,620	96.2%	✓	Design underway	
2 way Hay Street (Bennett St to Victoria Ave)	0	0	300	(300)	0.0%	!		
Total Expenditure	3,138,874	2,067,225	1,945,664	121,560	5.9%	✓		
Net Operating Surplus (Deficit)	(3,138,874)	(2,067,225)	(1,945,664)	121,560	5.9%	✓		
Total Capital Project Expenditure	50,704,810	22,595,723	22,150,395	445,327	2.0%	✓	Please refer to the capital project schedule for details.	
Parks and Environment Operations								
Operating Revenue Total	399,275	255,134	242,241	(12,893)	(5.1%)	✗		
Operating Grants, Subsidies and Contributions	380,000	246,232	237,519	(8,713)	(3.5%)	✗	External works slightly lower than budgeted.	
Other Revenue	3,500	2,333	4,723	2,389	102.4%	✓	Department of Training incentive scheme.	
Profit On Asset Disp	15,775	6,569	0	(6,569)	(100.0%)	✗	No asset disposals to date with realised gains.	

Detail	Revised Annual Budget	YTD Budget	YTD Actual	YTD Budget Variance \$	YTD Budget Variance %	Budget Impact	Comments on Material Variances Identified - by Service	Figures in this view include all Internal
Core Service Expenditure Total	12,110,270	8,086,175	8,333,433	(247,258)	(3.1%)	✗		
Employee Costs	5,948,457	4,054,079	4,035,577	18,502	0.5%	✓		
Materials and Contracts	4,035,300	2,625,597	2,688,244	(62,647)	(2.4%)	✗	Unfavourable variance due to higher tree maintenance & watering requirements.	
Utility Charges	412,830	275,660	250,477	25,183	9.1%	✓	Lower power requirements at John Oldam fountain.	
Depreciation	1,617,547	1,064,981	1,089,012	(24,031)	(2.3%)	✗		
Insurance Expenses	90,835	60,557	57,515	3,041	5.0%	✓		
Other Expenditure	2,000	2,000	11,645	(9,645)	(482.3%)	✗	Travel related to the irrigation and drainage conference and accrual for emergency services levy at various locations.	
Loss On Asset Disp	3,301	3,301	200,962	(197,661)	(5,987.9%)	✗		
Internal Allocations Total	8,721,849	5,803,442	5,555,384	248,058	4.3%	✓		
Internal Recovery Total	5,491,508	3,668,464	3,538,451	(130,013)	(3.5%)	✗		
Operating Project Expenditure Total	1,201,000	909,267	912,525	(3,257)	(0.4%)	✗		
Thomas/Winthrop median island landscape upgrade	261,000	261,000	246,964	14,036	5.4%	✓	Project is complete.	
Proactive Tree Borer Management	730,000	582,393	563,852	18,541	3.2%	✓	Ground and aerial inspections continue to be conducted along with mitigation works. Research has been paused due to DPIRD restrictions.	
Tree Event Program	100,000	0	3,048	(3,048)	0.0%	!	Planting locations selected and utility surveys underway.	
Lake Vasto - Liner Clean and Algae Mitigation Works	110,000	65,875	98,661	(32,786)	(49.8%)	✗	Timing Variance with contractors for algae removal. Project scope amended through consultant recommendation.	
Total Expenditure	16,541,610	11,130,420	11,262,890	(132,470)	(1.2%)	✗		
Net Operating Surplus (Deficit)	(16,142,335)	(10,875,286)	(11,020,649)	(145,362)	(1.3%)	✗		
Total Capital Project Expenditure	3,229,699	1,287,716	1,325,568	(37,851)	(2.9%)	✗	Please refer to the capital project schedule for details.	
Fleet and Depot Services								
Operating Revenue Total	132,888	105,028	226,009	120,980	115.2%	✓		
Operating Grants, Subsidies and Contributions	110,000	82,140	73,789	(8,351)	(10.2%)	✗	Timing variance for EV rebate on new vehicles and slightly lower fuel rebates.	
Other Revenue	0	0	73,661	73,661	0.0%	!	Insurance reimbursement for two vehicles and sale of depot decorative and aggregate stock items.	
Profit On Asset Disp	22,888	22,888	78,559	55,671	243.2%	✓	Timing variance on the sale of vehicles.	
Core Service Expenditure Total	4,978,029	3,372,208	3,518,724	(146,516)	(4.3%)	✗		
Employee Costs	1,476,643	1,006,245	964,183	42,062	4.2%	✓	Favourable variance due to staff vacancies.	
Materials and Contracts	1,747,000	1,178,195	1,185,123	(6,928)	(0.6%)	✗	Lower fuel and lubricant requirements to date. This is offset by higher material requirements for road sweepers and rubbish truck repairs.	
Utility Charges	58,382	37,668	49,045	(11,377)	(30.2%)	✗	Higher power requirements to date.	
Depreciation	1,446,959	969,843	1,100,526	(130,683)	(13.5%)	✗	Timing variance, higher than anticipated depreciation at beginning of the year.	
Insurance Expenses	206,364	137,576	133,799	3,777	2.7%	✓		
Other Expenditure	39,000	39,000	37,235	1,765	4.5%	✓		
Loss On Asset Disp	3,681	3,681	48,813	(45,132)	(1,226.1%)	✗	Timing variance on asset disposal loss.	
Internal Allocations Total	2,029,007	1,350,858	1,300,860	49,998	3.7%	✓		
Internal Recovery Total	5,668,263	3,727,949	3,648,893	(79,056)	(2.1%)	✗		
Operating Project Expenditure Total	32,000	32,000	0	32,000	100.0%	✓		
Fleet Management Information System (FMIS)	32,000	32,000	0	32,000	100.0%	✓	Investigating different vendor products.	
Total Expenditure	1,370,774	1,027,117	1,170,691	(143,574)	(14.0%)	✗		
Net Operating Surplus (Deficit)	(1,237,886)	(922,088)	(944,682)	(22,594)	(2.5%)	✗		

Detail	Revised Annual Budget	YTD Budget	YTD Actual	YTD Budget Variance \$	YTD Budget Variance %	Budget Impact	Comments on Material Variances Identified - by Service	Figures in this view include all Internal
Total Capital Project Expenditure	415,806	152,371	154,262	(1,891)	(1.2%)	✖	Please refer to the capital project schedule for details.	
Waste and Cleaning								
Operating Revenue Total	12,249,941	11,613,893	11,896,123	282,231	2.4%	✔		
Operating Grants, Subsidies and Contributions	0	0	22,960	22,960	0.0%	⚠	Better Bins FOGO grant.	
Fees and Charges	11,350,400	11,009,241	11,162,276	153,035	1.4%	✔	Higher commercial and residential general waste collection fees as well as higher comingled waste collection fees.	
Other Revenue	890,000	599,098	710,888	111,790	18.7%	✔	Higher container volumes received at the container deposit scheme. Higher private street and pressure washing service fees.	
Profit On Asset Disp	9,541	5,554	0	(5,554)	(100.0%)	✖		
Core Service Expenditure Total	13,655,540	8,890,668	8,822,526	68,141	0.8%	✔		
Employee Costs	8,882,965	5,874,160	5,972,787	(98,627)	(1.7%)	✖	Vacancy adjustment applied to fully staffed team.	
Materials and Contracts	4,566,000	2,938,807	2,777,624	161,183	5.5%	✔	Lower tipping fees.	
Utility Charges	13,830	7,972	9,021	(1,049)	(13.2%)	✖	Higher than anticipated phone data charges.	
Depreciation	6,660	4,440	4,432	8	0.2%	✔		
Insurance Expenses	91,892	61,142	58,663	2,479	4.1%	✔		
Loss On Asset Disp	94,193	4,146	0	4,146	100.0%	✔	Timing variance on asset disposal loss.	
Internal Allocations Total	11,803,586	7,839,429	7,914,019	(74,590)	(1.0%)	✖		
Internal Recovery Total	7,044,309	4,786,638	5,009,012	222,374	4.6%	✔		
Operating Project Expenditure Total	266,000	139,959	48,840	91,119	65.1%	✔		
Waste Education Plan Implementation	66,000	14,959	48,840	(33,881)	(226.5%)	✖	Project progressing. New resource added to advance project.	
Food Organic Garden Organic (FOGO) Roll Out	200,000	125,000	0	125,000	100.0%	✔	Report to be presented to EMES and then to Council .	
Total Expenditure	18,680,818	12,083,417	11,776,374	307,043	2.5%	✔		
Net Operating Surplus (Deficit)	(6,430,877)	(469,525)	119,749	589,274	125.5%	✔		
Total Capital Project Expenditure	1,991,000	330,847	330,847	0	0.0%	⚠	Please refer to the capital project schedule for details.	



Commercial Services Alliance Variances by Alliance & Service

28 February - 2025

Attachment F

Detail	Revised Annual Budget	YTD Budget	YTD Actual	YTD Budget Variance \$	YTD Budget Variance %	Comments on Material Variances Identified - by Service	Figures in this view include all Internal
Financial Summary - Commercial Services Alliance							
Operating Revenue	88,204,891	61,054,628	61,239,775	185,147	0.3%	✓	
Core Service Total Expenditure	60,779,119	40,839,650	40,072,374	767,276	1.9%	✓	
Internal Allocations Total	42,507,475	28,233,034	25,639,440	2,593,594	9.2%	✓	
Internal Recovery Total	38,402,893	25,378,008	22,948,334	(2,429,674)	(9.6%)	✗	
Recoverable Works Total	0	0	(28,407)	28,407	0.0%	!	
Operating Project Expenditure Total	2,437,370	697,116	811,801	(114,684)	(16.5%)	✗	
Total Expenditure	67,321,073	44,391,792	43,546,873	844,918	1.9%	✓	
Net Operating Surplus (Deficit)	20,883,819	16,662,836	17,692,901	1,030,065	6.2%	✓	
Total Capital Project Expenditure	5,619,933	1,523,574	878,667	644,908	42.3%	✓	

Financial Summary - Commercial Services Alliance Services

Property Management

Operating Revenue Total	4,379,383	3,001,719	3,162,156	160,437	5.3%	✓	
Operating Grants, Subsidies and Contributions	147,257	125,919	125,919	(0)	(0.0%)	✗	
Fees and Charges	4,231,067	2,874,741	2,860,803	(13,939)	(0.5%)	✗	
Other Revenue	1,058	1,058	175,434	174,376	16475.2%	✓	Variance due to tenancy recoup.
Core Service Expenditure Total	8,115,576	5,684,371	5,804,738	(120,367)	(2.1%)	✗	
Employee Costs	927,742	612,729	628,125	(15,396)	(2.5%)	✗	
Materials and Contracts	957,643	840,766	882,289	(41,523)	(4.9%)	✗	Timing variance due to variable outgoings processing.
Utility Charges	366,928	249,456	245,575	3,881	1.6%	✓	
Depreciation	5,192,290	3,456,860	3,556,211	(99,351)	(2.9%)	✗	
Insurance Expenses	256,816	171,211	156,958	14,253	8.3%	✓	
Interest Expense	105,829	70,553	70,553	0	0.0%	!	
Other Expenditure	308,329	282,796	265,028	17,768	6.3%	✓	
Internal Allocations Total	3,013,449	2,124,792	1,950,586	174,207	8.2%	✓	
Internal Recovery Total	14,255,586	9,503,724	9,503,724	0	0.0%	!	
Operating Project Expenditure Total	1,491,014	479,406	469,068	10,337	2.2%	✓	
Commercial Property Defit/Fitout	200,000	0	0	0	0.0%	!	
87-89 Pier St Commercial Properties Tenancy Upgrade	179,534	179,534	143,932	35,602	19.8%	✓	Timing variance - program is on track.
Property Development Program	750,000	202,707	250,635	(47,928)	(23.6%)	✗	Timing variance - program is on track.
2 Plain Street Redevelopment	75,000	15,241	25,029	(9,789)	(64.2%)	✗	Timing variance - program is on track.
Building - East Perth Community Sport & Recreation Facility	286,480	81,924	49,473	32,452	39.6%	✓	Timing variance - program is on track.
Total Expenditure	(1,635,546)	(1,215,156)	(1,279,332)	64,177	5.3%	✓	
Net Operating Surplus (Deficit)	6,014,929	4,216,874	4,441,488	224,614	5.3%	✓	

Detail	Revised Annual Budget	YTD Budget	YTD Actual	YTD Budget Variance \$	YTD Budget Variance %	Comments on Material Variances Identified - by Service	Figures in this view include all Internal
Total Capital Project Expenditure	2,490,000	236,626	216,938	19,688	8.3%	✓ Please refer to the capital project schedule for details.	
Parking Services							
Operating Revenue Total	83,823,631	58,051,031	58,077,455	26,424	0.0%	✓	
Fees and Charges	79,347,560	53,656,746	53,675,544	18,798	0.0%	✓	
Other Revenue	4,464,555	4,382,769	4,401,911	19,142	0.4%	✓	
Profit On Asset Disp	11,516	11,516	0	(11,516)	(100.0%)	✗	
Core Service Expenditure Total	38,149,500	25,493,560	25,428,693	64,867	0.3%	✓	
Employee Costs	8,947,484	5,954,064	5,988,223	(34,159)	(0.6%)	✗	Employee vacancy adjustment.
Materials and Contracts	6,061,919	3,610,771	3,441,625	169,146	4.7%	✓	Underspend on signage maintenance due to brand rollout, favourable variance on bank charges.
Utility Charges	1,114,217	789,673	729,171	60,502	7.7%	✓	Timing variance due to electricity.
Depreciation	1,763,076	1,167,328	1,309,187	(141,859)	(12.2%)	✗	
Insurance Expenses	205,217	136,811	127,422	9,389	6.9%	✓	
Other Expenditure	18,390,731	12,391,523	12,390,190	1,333	0.0%	✓	
Expense Provision	654,737	431,270	426,048	5,222	1.2%	✓	
Loss On Asset Disp	1,012,119	1,012,119	1,016,826	(4,707)	(0.5%)	✗	
Internal Allocations Total	37,888,034	25,047,217	22,610,576	2,436,641	9.7%	✓	
Internal Recovery Total	10,256,315	6,671,669	4,825,803	(1,845,865)	(27.7%)	✗	
Operating Project Expenditure Total	350,000	49,224	170,847	(121,623)	(247.1%)	✗	
Review of City of Perth Parking (CPP) branding	0	0	6	(6)	0.0%	!	
CPP Car Parks Technology Replacement Plan	250,000	32,104	43,572	(11,468)	(35.7%)	✗	Timing variance.
Parking meter replacements	0	0	110,148	(110,148)	0.0%	!	Operating expense component of capital project - budget to b adjusted.
Parking Minor Assets Renewals	100,000	17,120	17,120	0	0.0%	!	
Total Expenditure	66,131,220	43,918,332	43,384,312	534,019	1.2%	✓	
Net Operating Surplus (Deficit)	17,692,411	14,132,699	14,693,143	560,444	4.0%	✓	
Total Capital Project Expenditure	2,106,176	971,599	480,329	491,270	50.6%	✓ Please refer to the capital project schedule for details.	
Facility Maintenance							
Operating Revenue Total	1,878	1,878	164	(1,714)	(91.3%)	✗	
Other Revenue	0	0	164	164	0.0%	!	
Profit On Asset Disp	1,878	1,878	0	(1,878)	(100.0%)	✗	
Core Service Expenditure Total	13,903,333	9,340,010	8,453,256	886,754	9.5%	✓	
Employee Costs	1,829,687	1,215,423	923,559	291,864	24.0%	✓	Employee vacancies.
Materials and Contracts	7,949,139	5,301,184	4,755,732	545,452	10.3%	✓	Favourable variance for reactive building maintenance.
Utility Charges	531,425	395,172	364,299	30,874	7.8%	✓	Favourable variance for electricity and water charges.
Depreciation	3,244,634	2,128,962	2,120,594	8,368	0.4%	✓	
Insurance Expenses	71,401	47,601	43,638	3,963	8.3%	✓	
Other Expenditure	277,046	251,668	245,434	6,233	2.5%	✓	
Internal Allocations Total	1,410,568	931,210	943,297	(12,087)	(1.3%)	✗	
Internal Recovery Total	13,084,858	8,751,092	8,098,139	(652,953)	(7.5%)	✗	
Operating Project Expenditure Total	396,356	168,487	171,886	(3,399)	(2.0%)	✗	

Detail	Revised Annual Budget	YTD Budget	YTD Actual	YTD Budget Variance \$	YTD Budget Variance %	Comments on Material Variances Identified - by Service	Figures in this view include all Internal
Commercial Property Defit/Fitout	298,783	77,414	77,414	0	0.0%	!	
Building - Emergency Works	91,073	91,073	91,073	0	0.0%	!	
Renewal - Buildings - Fixtures Fittings	6,500	0	0	0	0.0%	!	
EV Chargers - Car Parks	0	0	3,399	(3,399)	0.0%	!	
Total Expenditure	2,625,399	1,688,615	1,470,300	218,315	12.9%	✓	
Net Operating Surplus (Deficit)	(2,623,521)	(1,686,737)	(1,470,136)	216,601	12.8%	✓	
Total Capital Project Expenditure	1,023,757	315,349	181,400	133,949	42.5%	✓	Please refer to the capital project schedule for details.
Leadership - Commercial Services							
Operating Revenue Total	0	0	0	0	0.0%	!	
Core Service Expenditure Total	610,710	321,710	385,687	(63,977)	(19.9%)	✗	
Employee Costs	457,469	304,448	368,599	(64,152)	(21.1%)	✗	Position repurposed from vacancy in Parking Services.
Materials and Contracts	149,500	14,769	11,279	3,489	23.6%	✓	Timing variance for printing.
Utility Charges	763	509	159	350	68.8%	✓	
Insurance Expenses	2,977	1,985	1,819	165	8.3%	✓	
Other Expenditure	0	0	3,830	(3,830)	0.0%	!	Attendance at Parking Conference
Internal Allocations Total	195,425	129,814	134,981	(5,167)	(4.0%)	✗	
Internal Recovery Total	806,134	451,524	520,669	69,144	15.3%	✓	
Operating Project Expenditure Total	200,000	0	0	0	0.0%	!	
Building - Council House Accommodation Review & Refresh	200,000	0	0	0	0.0%	!	
Total Expenditure	200,000	0	0	0	0.0%	!	
Net Operating Surplus (Deficit)	(200,000)	0	0	0	0.0%	!	
Total Capital Project Expenditure	0	0	0	0	0.0%	!	Please refer to the capital project schedule for details.



Engagement and Activation Alliance Variances by Alliance & Service

28 February - 2025

Attachment F

Detail	Revised Annual Budget	YTD Budget	YTD Actual	YTD Budget Variance \$	YTD Budget Variance %	Budget Impact	Comments on Material Variances Identified - by Service	Figures in this view include all Internal
Financial Summary - Engagement and Activation Alliance								
Operating Revenue	3,310,179	3,006,388	3,001,340	(5,048)	(0.2%)	✗		
Core Service Total Expenditure	12,091,210	7,887,680	7,644,796	242,884	3.1%	✓		
Internal Allocations Total	5,034,591	3,325,828	3,155,704	170,124	5.1%	✓		
Internal Recovery Total	2,882,393	1,950,238	2,012,505	62,267	3.2%	✓		
Recoverable Works Total	0	0	4,421	(4,421)	0.0%	!		
Operating Project Expenditure Total	15,957,413	12,738,629	11,653,297	1,085,332	8.5%	✓		
Total Expenditure	30,200,821	22,001,899	20,445,713	1,556,186	7.1%	✓		
Net Operating Surplus (Deficit)	(26,890,642)	(18,995,511)	(17,444,373)	1,551,138	8.2%	✓		
Total Capital Project Expenditure	0	0	0	0	0.0%	!		

Financial Summary - Engagement and Activation Alliance Services

Corporate Communications

Operating Revenue Total	0	0	0	0	0.0%	!		
Core Service Expenditure Total	2,339,020	1,605,459	1,621,121	(15,662)	(1.0%)	✗		
Employee Costs	1,887,654	1,258,184	1,291,680	(33,496)	(2.7%)	✗	The variance is due to the temporary position being funded by Marketing unit.	
Materials and Contracts	434,000	335,697	318,819	16,879	5.0%	✓	Timing variance for City website and digital content production.	
Depreciation	0	0	8	(8)	0.0%	!		
Insurance Expenses	17,366	11,577	10,614	964	8.3%	✓		
Internal Allocations Total	718,771	475,875	470,346	5,529	1.2%	✓		
Internal Recovery Total	47,845	47,845	38,939	(8,906)	(18.6%)	✗		
Operating Project Expenditure Total	0	0	0	0	0.0%	!		
Total Expenditure	3,009,946	2,033,489	2,052,529	(19,040)	(0.9%)	✗		
Net Operating Surplus (Deficit)	(3,009,946)	(2,033,489)	(2,052,529)	(19,040)	(0.9%)	✗		
Total Capital Project Expenditure	0	0	0	0	0.0%	!	Please refer to the capital project schedule for details.	

Customer Experience

Operating Revenue Total	150,000	112,513	136,681	24,168	21.5%	✓		
Operating Grants, Subsidies and Contributions	0	0	2,272	2,272	0.0%	!	State Government payment for trainees.	
Fees and Charges	150,000	112,513	134,409	21,896	19.5%	✓	Favourable variance due to higher settlement enquiries than anticipated.	
Core Service Expenditure Total	2,483,033	1,615,180	1,543,362	71,817	4.4%	✓		
Employee Costs	2,275,825	1,490,398	1,416,119	74,278	5.0%	✓	Employee vacancy.	

Detail	Revised Annual Budget	YTD Budget	YTD Actual	YTD Budget Variance \$	YTD Budget Variance %	Budget Impact	Comments on Material Variances Identified - by Service	Figures in this view include all Internal
Materials and Contracts	99,793	54,912	59,370	(4,457)	(8.1%)	✗	Variance due to incorrect account allocation to be rectified in March.	
Utility Charges	15,559	10,638	12,325	(1,687)	(15.9%)	✗		
Depreciation	44,657	29,731	29,731	0	0.0%	✓	Timing variance for iCity Kiosk volunteer thank you gifts and travel reimbursement.	
Insurance Expenses	34,799	21,769	21,498	271	1.2%	✓		
Other Expenditure	12,400	7,732	4,319	3,413	44.1%	✓		
Internal Allocations Total	1,207,772	801,712	752,842	48,870	6.1%	✓		
Internal Recovery Total	2,542,692	1,688,864	1,584,327	(104,537)	(6.2%)	✗		
Operating Project Expenditure Total	10,000	545	273	273	50.0%	✓		
Community Group Venue Hire Reimbursement	10,000	545	273	273	50.0%	✓		
Total Expenditure	1,158,113	728,573	712,150	16,423	2.3%	✓		
Net Operating Surplus (Deficit)	(1,008,113)	(616,060)	(575,469)	40,591	6.6%	✓		
Total Capital Project Expenditure	0	0	0	0	0.0%	⚠	Please refer to the capital project schedule for details.	
Events Management								
Operating Revenue Total	2,028,679	2,028,679	2,049,916	21,237	1.0%	✓	State Government contribution for Paris 2024 Olympics and Paralympic Teams Homecoming.	
Operating Grants, Subsidies and Contributions	2,028,679	2,028,679	2,049,916	21,237	1.0%	✓		
Core Service Expenditure Total	1,391,730	974,181	1,101,902	(127,721)	(13.1%)	✗	Unfavourable variance is due to an additional fixed term position being funded from a vacant position in Leadership - Community Development and a position transferred from Leadership - Strategy and Governance.	
Employee Costs	1,156,095	803,680	935,233	(131,554)	(16.4%)	✗		
Materials and Contracts	216,606	159,149	156,132	3,016	1.9%	✓		
Utility Charges	784	523	274	249	47.6%	✓		
Insurance Expenses	13,244	8,829	8,094	735	8.3%	✓		
Other Expenditure	5,000	2,000	2,168	(168)	(8.4%)	✗		
Internal Allocations Total	756,906	501,302	457,036	44,266	8.8%	✓		
Internal Recovery Total	0	0	0	0	0.0%	⚠		
Operating Project Expenditure Total	6,650,000	6,401,797	5,947,253	454,543	7.1%	✓		
Christmas Concerts (incl. Nativity)	75,000	75,000	76,929	(1,929)	(2.6%)	✗	Event is complete.	
Lunar New Year	55,000	55,000	69,086	(14,086)	(25.6%)	✗	Event is complete.	
New Years Eve	425,000	425,000	450,169	(25,169)	(5.9%)	✗	Event is complete.	
Australia Day Program	1,150,000	1,150,000	1,191,497	(41,497)	(3.6%)	✗	Event is complete. Unfavourable variance is due to internal charges from Activity Approvals.	
Twilight Food Market	20,000	6,696	35,733	(29,037)	(433.7%)	✗	Event is finishing in March 2025. Unfavourable variance is due to internal charges from Activity Approvals.	
City of Lights	1,045,000	1,045,000	955,103	89,897	8.6%	✓	Event is complete. Invoices still being finalised.	
Christmas Lights Trail	1,825,000	1,825,000	1,505,646	319,354	17.5%	✓	Event is complete. Invoices still being finalised.	
Leveraging and Activation	100,000	81,546	79,766	1,780	2.2%	✓	Paris 2024 Olympic and Paralympic Teams Homecoming, Telethon and A Snowy Christmas activation.	
Neighbourhood Activations	100,000	88,555	62,390	26,165	29.5%	✓	Events are underway and orders have been raised for future events.	
Birak Concert	250,000	250,000	252,839	(2,839)	(1.1%)	✗	Event is complete.	
City of Lights Program - Enhanced	685,000	685,000	643,096	41,904	6.1%	✓	Event is complete. Invoices still being finalised.	
New Years Eve Program - Enhanced	390,000	390,000	310,026	79,974	20.5%	✓	Event is complete. Invoices still being finalised.	
Major Event Leveraging	400,000	250,000	239,975	10,025	4.0%	✓	Hoopsfest event is complete and 2025 Lightscape support approved at February Council Meeting.	
Riverfront Market Trial	130,000	75,000	75,000	0	0.0%	⚠	Event preparations are underway.	
Total Expenditure	8,798,635	7,877,279	7,506,191	371,088	4.7%	✓		

Detail	Revised Annual Budget	YTD Budget	YTD Actual	YTD Budget Variance \$	YTD Budget Variance %	Budget Impact	Comments on Material Variances Identified - by Service	Figures in this view include all Internal
Net Operating Surplus (Deficit)	(6,769,956)	(5,848,600)	(5,456,275)	392,326	6.7%	✓		
Total Capital Project Expenditure	0	0	0	0	0.0%	⚠	Please refer to the capital project schedule for details.	
Sponsorships & Grants								
Operating Revenue Total	0	0	0	0	0.0%	⚠		
Core Service Expenditure Total	984,507	653,559	655,710	(2,151)	(0.3%)	✗		
Employee Costs	929,712	616,478	615,942	536	0.1%	✓		
Materials and Contracts	41,801	30,146	33,408	(3,262)	(10.8%)	✗	Timing variance for purchase of replacement signage to be used at sponsored events.	
Insurance Expenses	10,194	6,796	6,230	566	8.3%	✓		
Other Expenditure	2,800	139	130	10	6.9%	✓		
Internal Allocations Total	382,546	253,035	224,625	28,410	11.2%	✓		
Internal Recovery Total	0	0	0	0	0.0%	⚠		
Operating Project Expenditure Total	6,628,913	4,002,041	3,842,190	159,851	4.0%	✓		
Arts and Cultural Grants	936,550	664,050	570,550	93,500	14.1%	✓	Program has been fully awarded in August.	
Event Sponsorship	1,112,341	494,160	542,209	(48,049)	(9.7%)	✗	Program has been fully awarded in June.	
Business Improvement Grants	364,820	194,820	189,820	5,000	2.6%	✓	Program has been fully awarded in July.	
Economic Sponsorship	899,901	896,155	795,007	101,148	11.3%	✓	Program is closed for submissions.	
Major Events & Festivals	2,024,732	1,219,889	1,056,663	163,226	13.4%	✓	Program is open for submissions.	
Residential Sustainability Assessment Grant	114,221	60,407	79,865	(19,458)	(32.2%)	✗	Program is open for submissions.	
Heritage Conservation Grant	50,000	50,000	70,584	(20,584)	(41.2%)	✗	Program has been awarded in February.	
Venue support	52,624	34,883	29,209	5,674	16.3%	✓	Program is closed for submissions.	
Community Insurance Grants	20,000	2,145	3,982	(1,837)	(85.6%)	✗	Program is open for submissions.	
Local Activation Grants	507,216	360,532	306,801	53,731	14.9%	✓	Program is open for submissions.	
Residential Energy Upgrade Grants	125,000	25,000	47,500	(22,500)	(90.0%)	✗	Program is open for submissions.	
Business Relocation Grant	100,000	0	0	0	0.0%	⚠	Program is open for submissions.	
In-Kind Cost Sponsorship	171,508	0	0	0	0.0%	⚠		
2027 World Police Fire Games	150,000	0	150,000	(150,000)	0.0%	⚠	First milestone payment made.	
Total Expenditure	7,995,966	4,908,635	4,722,524	186,110	3.8%	✓		
Net Operating Surplus (Deficit)	(7,995,966)	(4,908,635)	(4,722,524)	186,110	3.8%	✓		
Total Capital Project Expenditure	0	0	0	0	0.0%	⚠	Please refer to the capital project schedule for details.	
Activity Approvals								
Operating Revenue Total	1,131,500	865,196	814,743	(50,452)	(5.8%)	✗		
Fees and Charges	1,131,500	865,196	814,743	(50,452)	(5.8%)	✗	Unfavourable variance as there are less event bookings in the City.	
Core Service Expenditure Total	1,854,451	1,229,734	1,223,929	5,805	0.5%	✓		
Employee Costs	1,538,350	1,020,507	1,026,095	(5,588)	(0.5%)	✗		
Materials and Contracts	292,724	194,164	184,298	9,866	5.1%	✓		
Utility Charges	3,659	1,918	1,385	533	27.8%	✓		
Insurance Expenses	19,718	13,145	12,051	1,094	8.3%	✓		
Other Expenditure	0	0	100	(100)	0.0%	⚠		
Internal Allocations Total	859,453	571,255	551,794	19,461	3.4%	✓		

Detail	Revised Annual Budget	YTD Budget	YTD Actual	YTD Budget Variance \$	YTD Budget Variance %	Budget Impact	Comments on Material Variances Identified - by Service	Figures in this view include all Internal
Internal Recovery Total	291,856	213,528	347,882	134,354	62.9%	✓		
Operating Project Expenditure Total	0	0	0	0	0.0%	!		
Total Expenditure	2,422,048	1,587,461	1,427,841	159,620	10.1%	✓		
Net Operating Surplus (Deficit)	(1,290,548)	(722,266)	(613,098)	109,168	15.1%	✓		
Total Capital Project Expenditure	0	0	0	0	0.0%	!	Please refer to the capital project schedule for details.	
Economic Development								
Operating Revenue Total	0	0	0	0	0.0%	!		
Core Service Expenditure Total	2,020,003	1,257,646	1,059,014	198,632	15.8%	✓		
Employee Costs	1,393,089	853,453	834,150	19,303	2.3%	✓	Variance is due to staff vacancies.	
Materials and Contracts	590,772	379,479	208,247	171,232	45.1%	✓	Timing of sector development initiatives. Current scope of services under review.	
Depreciation	9,324	6,210	6,272	(62)	(1.0%)	✗		
Insurance Expenses	16,518	11,012	10,095	917	8.3%	✓		
Other Expenditure	10,300	7,492	249	7,243	96.7%	✓	Timing variance.	
Internal Allocations Total	870,124	579,740	531,771	47,969	8.3%	✓		
Internal Recovery Total	0	0	0	0	0.0%	!		
Operating Project Expenditure Total	0	0	0	0	0.0%	!		
Total Expenditure	2,890,127	1,837,386	1,590,785	246,601	13.4%	✓		
Net Operating Surplus (Deficit)	(2,890,127)	(1,837,386)	(1,590,785)	246,601	13.4%	✓		
Total Capital Project Expenditure	0	0	0	0	0.0%	!	Please refer to the capital project schedule for details.	
Marketing								
Operating Revenue Total	0	0	0	0	0.0%	!		
Core Service Expenditure Total	783,467	496,922	398,401	98,521	19.8%	✓		
Employee Costs	555,015	369,038	275,839	93,199	25.3%	✓	The variance is due to the vacant position and the funding is being utilised for a temporary position in Corporate Communication unit	
Materials and Contracts	222,500	123,916	118,925	4,992	4.0%	✓		
Insurance Expenses	5,952	3,968	3,638	330	8.3%	✓		
Internal Allocations Total	239,020	142,908	167,289	(24,381)	(17.1%)	✗		
Internal Recovery Total	0	0	0	0	0.0%	!		
Operating Project Expenditure Total	2,668,500	2,334,246	1,863,581	470,665	20.2%	✓		
Christmas and New Years	633,000	633,000	537,792	95,208	15.0%	✓	Timing variance.	
City of Perth Parking Campaigns	62,088	0	0	0	0.0%	!		
Australia Day Program	33,923	33,923	30,526	3,397	10.0%	✓	Timing variance.	
Twilight Food Market	30,000	30,000	25,809	4,191	14.0%	✓		
Boorloo Heritage Festival	138,500	0	0	0	0.0%	!		
City of Lights	336,077	330,000	377,832	(47,832)	(14.5%)	✗	Unfavourable variance due to advertising and production costs.	
City of Light Brand	788,000	788,000	447,120	340,880	43.3%	✓	Timing variance.	
Dining Campaign	461,562	371,723	371,940	(217)	(0.1%)	✗	Timing variance.	
City Living	85,350	85,350	71,031	14,319	16.8%	✓	Timing variance.	
Evergreen	60,000	28,948	1,531	27,417	94.7%	✓	Timing variance.	

Detail	Revised Annual Budget	YTD Budget	YTD Actual	YTD Budget Variance \$	YTD Budget Variance %	Budget Impact	Comments on Material Variances Identified - by Service	Figures in this view include all Internal
Hireable Spaces	40,000	0	0	0	0.0%	!		
Total Expenditure	3,690,986	2,974,076	2,429,271	544,805	18.3%	✓		
Net Operating Surplus (Deficit)	(3,690,986)	(2,974,076)	(2,429,271)	544,805	18.3%	✓		
Total Capital Project Expenditure	0	0	0	0	0.0%	!	Please refer to the capital project schedule for details.	
Leadership - Engagement & Activation								
Operating Revenue Total	0	0	0	0	0.0%	!		
Core Service Expenditure Total	235,000	55,000	41,356	13,644	24.8%	✓		
Employee Costs	235,000	55,000	41,356	13,644	24.8%	✓		
Internal Allocations Total	0	0	0	0	0.0%	!		
Internal Recovery Total	0	0	41,356	41,356	0.0%	!		
Operating Project Expenditure Total	0	0	0	0	0.0%	!		
Total Expenditure	235,000	55,000	0	55,000	100.0%	✓		
Net Operating Surplus (Deficit)	(235,000)	(55,000)	0	55,000	100.0%	✓		
Total Capital Project Expenditure	0	0	0	0	0.0%	!	Please refer to the capital project schedule for details.	



Capital Projects Schedule - 29 February 2024

Note 24 & 25

Attachment G

Detail	Revised Annual Budget	YTD Budget	YTD Actual	YTD Budget Variance \$	YTD Budget Variance %	Budget Impact	Comments on Variances
CEO Alliance							
10259 - SS - 4 Cyl Sedan	85,256	85,256	85,256	(0)	(0%)	✖	Vehicle delivered.
Total - CEO Alliance	85,256	85,256	85,256	(0)	(0%)		
Corporate Services Alliance							
10222 - Renewal - ICT - Mobile Phone	30,000	23,593	21,093	2,500	11%	✔	Timing variance, phone replacement program is based on requests.
10474 - Renewal - ICT - Audio Visual	131,508	51,179	51,179	0	0%	⚠	Committee room work completed.
10476 - Renewal - ICT - Network	313,258	189,900	154,581	35,319	19%	✔	Timing variance, public Wi-Fi consultant's report submitted to ELT. Awaiting recommendation for presentation to Council. UPS installation completed.
10689 - Renewal - ICT - Printers	17,000	17,000	0	17,000	100%	✔	Plotter for Infrastructure team installed and project complete.
10924 - Meeting Room Audio - Visual	100,000	30,000	0	30,000	100%	✔	Timing variance, project is on track with the trial room setup planned for March.
14434 - Renewal - ICT - Workstation	423,000	129,000	80,918	48,082	37%	✔	Timing variance, docking stations and monitors procured. Awaiting direction from ELT on the type of workstations to be used.
Total - Corporate Services Alliance	1,014,766	440,672	307,771	132,901	30%		
Community Development Alliance							
10264 - UC - Crew Cab Ute	156,500	0	0	0	0%	⚠	
10269 - Boorloo Heritage Festival	83,000	24,900	0	24,900	100%	✔	Project underway, 30% deposit paid but wrongly accounted in OPEX and will be rectified in March.
10381 - Building - Toilet/change rooms Langley Park	25,000	25,000	0	25,000	100%	✔	Furniture purchase delayed due to construction defects rectification.
10401 - Renewal - CCTV	170,000	6,430	6,430	0	0%	⚠	Project on hold due to service review.
10467 - Expansion - CCTV	87,978	37,978	37,986	(8)	(0%)	✖	Project complete with unfavourable variance.
10565 - Library Software and Hardware Upgrade	33,000	33,000	33,620	(620)	(2%)	✖	Project complete with unfavourable variance.
10749 - Council House Foyer Gallery Infrastructure	54,050	45,800	48,820	(3,020)	(7%)	✖	Timing variance, items delivered.
10862 - Rod Evans Community Centre Fitout	20,000	20,000	16,139	3,862	19%	✔	Doorway from Kitchen to Hall work completed.
10903 - Library Furniture Upgrades	65,500	20,500	5,390	15,110	74%	✔	Timing variance, tables ordered with anticipated delivery March.
10939 - Replacement Projector Screen for the Town Hall	12,218	12,218	12,218	0	0%	⚠	Project complete.
10965 - Library Digital Wall Renewal	150,000	0	0	0	0%	⚠	Works awarded, anticipated to commence May.
10982 - Public Artwork - The Spaceman	0	0	69,618	(69,618)	0%	⚠	Building surveyor cost and project start-up payment, budget resides as operating project, this will be amended.
Total - Community Development Alliance	857,246	225,825	230,220	(4,395)	(2%)		
Planning and Sustainability Alliance							
10593 - Active Transport / Urban Amenity - Minor Works	22,000	13,927	12,992	935	7%	✔	Timing variance, furniture order complete with delivery underway.
10601 - Laneways Refresh Program	426,000	122,234	122,841	(607)	(0%)	✖	Timing variance, Grant Lane consultation and agreement is progressing with building owners. Mural concepts received and accepted.
10605 - Claisebrook Cove - Public Realm Rectification Plan	2,692	2,692	27	2,665	99%	✔	Project handed to infrastructure team.
10610 - Main Street Enhancement (C)	380,000	200,000	219,178	(19,178)	(10%)	✖	Timing variance, James Street lighting and electrical design contract awarded, urban design study and draft concept commenced.
10719 - Open Space Plan	470,000	108,041	52,591	55,450	51%	✔	Timing variance, Russell Square tender evaluation complete.
10722 - Hay Street West Two Way (Elder - Thomas)	330,000	80,000	62,886	17,114	21%	✔	Timing variance, awaiting approval from Main Roads. Draft design is underway for the intersections.
10755 - Supreme Court Gardens Upgrade	4,525	4,525	4,525	0	0%	⚠	Project handed to infrastructure team.
10756 - Road Safety and Network Improvements	0	0	299	(299)	0%	⚠	Additional expenses from 2023/24 project.
10760 - Hay Street West Two Way (William - Elder)	345,194	46,151	46,151	0	0%	⚠	Timing variance, final concept approved by Council.
Total - Planning and Sustainability Alliance	1,980,411	577,570	521,490	56,080	10%		

Detail	Revised Annual Budget	YTD Budget	YTD Actual	YTD Budget Variance \$	YTD Budget Variance %	Budget Impact	Comments on Variances
Infrastructure and Operations Alliance							
10112 - Initial Recognition of Assets	0	0	413,213	(413,213)	0%	⚠️	Initial recognition of Assets.
10240 - LD - Loader 4WD Class 20WL	191,000	0	0	0	0%	⚠️	
10243 - LT0 - 2-3 Tonne Trucks	280,000	0	0	0	0%	⚠️	Awaiting quotes.
10246 - LT3 - 9-10 Tonne Trucks	350,000	0	0	0	0%	⚠️	Long lead time for delivery and anticipated budget carry forward to 25/26.
10247 - MP - Minor Plant	49,049	27,559	27,559	0	0%	⚠️	Replacement batteries purchased.
10249 - PV2 - Large Panel Van	55,500	0	0	0	0%	⚠️	
10251 - RM1 - SP 1.2m Rotary Mower	133,000	0	0	0	0%	⚠️	Long lead time for delivery and anticipated budget carry forward to 25/26.
10253 - RS1 - Pavement Sweepers	710,000	0	0	0	0%	⚠️	Order placed with anticipated delivery May.
10255 - RS3 - Road Sweeper	450,000	330,847	330,847	0	0%	⚠️	Order placed and progress payment completed with anticipated delivery April.
10256 - RT1 - Rubbish Truck <12 t GUM	345,000	0	0	0	0%	⚠️	Order placed with anticipated delivery December 25.
10259 - SS - 4 Cyl Sedan	102,468	54,968	54,968	0	0%	⚠️	Two vehicles delivered.
10263 - TU - Tray Top Ute	324,000	0	0	0	0%	⚠️	Order placed with delivery scheduled for June.
10264 - UC - Crew Cab Ute	228,000	0	0	0	0%	⚠️	Procurement process commenced and anticipated to procure May -June.
10381 - Building - Toilet/change rooms Langley Park	1,417,035	1,393,262	1,379,295	13,967	1%	✅	Project complete with building in service. Additional scope added for solar installation with procurement commenced.
10385 - Renewal - Buildings - Fixtures City Station Concourse	0	0	1,000	(1,000)	0%	⚠️	Additional expenses from 2023/24 project.
10389 - Building - Toilet Heirisson Island	100,000	0	0	0	0%	⚠️	Awaiting detailed design drawings from the consultant.
10391 - Building - Toilet Narrows Point	20,000	0	0	0	0%	⚠️	Scheduled to commence the project towards the last quarter of the financial year.
10400 - CBD Transport Projects	750,000	107,000	154,592	(47,592)	(44%)	❌	Timing variance, Wittenoom Street bike path construction is on hold due to pending DOT endorsement.
10403 - Renewal - Roads - Aberdeen St	576,000	12,173	12,173	0	0%	⚠️	Work commenced scheduled for completion April.
10418 - Riverbank – Vanguard Terrace RVW02A	57,148	43,666	20,907	22,759	52%	✅	Timing variance, awaiting environmental report to confirm the design.
10423 - Lighting - Crawley Lighting Upgrade	0	0	(3,141)	3,141	0%	⚠️	Extra decorative poles moved to stock.
10447 - Building - Emergency Works	300,000	143,150	123,241	19,909	14%	✅	Timing variance, works are adhoc in nature and difficult to predict.
10468 - Renewal - Playground and Exercise Equipment	861,311	124,947	129,946	(4,999)	(4%)	❌	Contract awarded and work commenced for Harold Boas Gardens playground.
10485 - Renewal - Parks and Landscapes - Irrigation Program	336,658	144,893	144,893	0	0%	⚠️	Kings Park road switchboard and Waterbank mainline renewals complete. Claisebrook stormwater harvesting irrigation design underway. Kings Park road groundwater filtration system is scheduled to commence in March and Langley Park (East) switchboard procurement underway.
10486 - Street & Park Furniture - Park Furniture	220,000	175,013	178,552	(3,539)	(2%)	❌	Timing variance, work commenced and anticipated completion in March.
10499 - Roads - MRRG - Adelaide Tce EB - Plain to De Vlamingh	0	0	1,193	(1,193)	0%	⚠️	Additional expenses from 2023/24 project.
10507 - Roe Street Enhancement (Fitzgerald to Beaufort)	323,070	242,583	242,583	0	0%	⚠️	Multi year project, defects nearing completion, ECU's granite order delivery is underway.
10513 - Street & Park Furniture - Drinking Fountain	105,000	50,000	51,813	(1,813)	(4%)	❌	Drinking Fountain ordered and delivered installation underway.
10514 - Street & Park Furniture - Litter Bins	25,000	23,654	18,269	5,385	23%	✅	Construction commenced with scheduled completion March.
10522 - Urban Forest - Tree Infill Program	641,825	312,471	320,319	(7,848)	(3%)	❌	Timing variance, planting for 2024 completed.
10528 - Renewal - Roads - R2R Murray st (Irwin St to Victoria S	0	0	1,259	(1,259)	0%	⚠️	Additional expenses from 2023/24 project.
10536 - Renewal - Stormwater - Mounts Bay Road	5,000	(45,000)	0	(45,000)	100%	✅	Excess budget returned.
10541 - Renewal - Tree Hardware	20,001	0	9,714	(9,714)	0%	⚠️	Tree audit to be completed.
10542 - Riverwall - Heirisson Island	1,284,261	1,266,022	1,112,389	153,634	12%	✅	Work complete and awaiting invoices from contractors.
10585 - Wayfinding Signage	310,000	275,367	277,409	(2,043)	(1%)	❌	Work complete and awaiting internal charges.
10601 - Laneways Refresh Program	500,000	174,446	174,876	(430)	(0%)	❌	Timing variance, Wolf Lane detailed design complete and work commenced.
10605 - Claisebrook Cove - Public Realm Rectification Plan	300,308	0	0	0	0%	⚠️	Procurement processes commenced, tender for design is closing March.
10610 - Main Street Enhancement (C)	0	0	207	(207)	0%	⚠️	Additional expenses from 2023/24 project.
10612 - Decorative Lighting (New Projects)	350,000	59,196	59,196	0	0%	⚠️	Contract awarded with works scheduled to commence in March.
10614 - Thomas/Winthrop median island landscape upgrade	705,405	705,405	720,696	(15,291)	(2%)	❌	Project complete with unfavourable variance.
10622 - Road Safety & Network Improvement Program - Terra	0	0	15,855	(15,855)	0%	⚠️	Additional expenses from 2023/24 project.
10691 - Buildings - Council House Fountain & Car Park	0	0	5,000	(5,000)	0%	⚠️	Additional expenses from 2023/24 project.
10695 - Riverwall - Claisebrook Cove	350,000	90,362	90,362	0	0%	⚠️	Construction commenced scheduled to be completed May.
10732 - Council Lights warranty replacement	0	0	2,040	(2,040)	0%	⚠️	Additional expenses from 2023/24 project.
10752 - In Vehicle Monitoring System (IVMS)	0	0	1,891	(1,891)	0%	⚠️	Additional expenses from 2023/24 project.
10753 - Building - Works Depot Wastewater Treatment Plant	778,857	70,413	70,413	0	0%	⚠️	Design complete. Tender evaluation in progress.
10755 - Supreme Court Gardens Upgrade	575,475	167,479	167,479	0	0%	⚠️	Detailed design underway.

Detail	Revised Annual Budget	YTD Budget	YTD Actual	YTD Budget Variance \$	YTD Budget Variance %	Budget Impact	Comments on Variances
10756 - Road Safety and Network Improvements	0	0	7,094	(7,094)	0%	⚠	Transaction incorrectly accounted on this project and will be rectified in March.
10761 - Building - Council House End of Trip Facilities	480,000	76,700	78,660	(1,960)	(3%)	✖	Timing variance, multi-year project.
10762 - Building - Perth Town Hall Structural Remediation	685,000	42,213	42,213	0	0%	⚠	Contract awarded, long lead time with commencement anticipated in June.
10768 - Building - Mayfair St Carpark Lighting	263,000	143,091	149,174	(6,084)	(4%)	✖	Timing variance, work commenced and anticipated completion in March.
10775 - Lighting - Adelaide Tce	479,422	54,285	54,285	0	0%	⚠	Mainroads approval received and scheduled to be completed June.
10777 - Building - Public Toilet Mardalup Park	150,000	0	323	(323)	0%	⚠	Project is on track with procurement currently underway.
10780 - Lighting - Murray St	1,475,000	298,636	298,636	0	0%	⚠	Work commenced and anticipated completion in April.
10784 - Lighting - St Georges Tce (Milligan - Elder)	1,000,000	434,331	434,331	0	0%	⚠	Work commenced with major components anticipated to be completed in March.
10786 - Lighting - Victoria Av	100,000	17,460	0	17,460	100%	✔	Timing variance, design work awarded and commenced. Poles and lights ordered.
10787 - Lighting - Wellington Square	0	0	376	(376)	0%	⚠	
10789 - Lighting - Wickham St (Bennet - Plain)	31,000	6,000	0	6,000	100%	✔	Order placed with anticipated delivery in May.
10790 - Lighting - Wittenoom St	970,000	510,669	510,669	0	0%	⚠	Work commenced with anticipated completion May.
10791 - Building - Supreme Court Gardens Public Toilet	790,543	788,243	784,556	3,686	0%	✔	Timing variance, construction completed and rectifying defects.
10792 - Building - Elder Street Car Park Fire Compliance	30,000	30,000	38,287	(8,287)	(28%)	✖	Work complete for allocated budget. Remaining works to be completed in project ID 10957.
10793 - Building - Pier Street Car Park Fire Compliance	1,460,000	16,129	19,371	(3,242)	(20%)	✖	Timing variance, tender evaluation complete and awaiting contract to be awarded.
10799 - Building - Council House Airconditioning	950,000	660	128,578	(127,918)	(19,381%)	✖	Timing variance, design complete and contract awarded. Works anticipated to commence in June.
10800 - Building - Library Airconditioning	0	0	415	(415)	0%	⚠	Transaction incorrectly accounted on this project and will be rectified in March.
10801 - Building - Perth Town Hall Airconditioning	0	0	504	(504)	0%	⚠	Additional expenses from 2023/24 project.
10802 - Building - Council House Structural Remediation	1,850,000	681,634	636,047	45,587	7%	✔	Timing variance, project commenced with anticipated completion by end of June.
10806 - Building - Library Façade	6,090,000	4,446,298	4,448,825	(2,526)	(0%)	✖	Timing variance, cladding installation underway with scheduled completion August.
10812 - Building - Regal Place Car Park - Lift Program	500,000	375,660	389,178	(13,518)	(4%)	✖	Timing variance, lift equipment delivered and installation of two lifts complete.
10813 - Building - His Majesty's Car Park Lift	190,000	9,680	9,680	0	0%	⚠	Design complete and tender process commenced for construction.
10815 - Drainage - Renewal	44,195	44,195	44,195	0	0%	⚠	Additional expenses from 2023/24 project.
10822 - Path - Hay Street	420,000	0	26,415	(26,415)	0%	⚠	Design completed and anticipated commencement in March.
10826 - Path - Supreme Court Gardens	0	0	2,130	(2,130)	0%	⚠	Additional expenses from 2023/24 project.
10828 - Riverwall - Arden Street Reserve - External Funded	362,004	132,698	88,874	43,824	33%	✔	Timing variance, concept design is underway.
10833 - Riverwall - Minor Renewals	200,000	0	0	0	0%	⚠	Works commenced and anticipated completion in June.
10834 - Riverwall - Mounts Bay Rd	110,000	47,191	20,960	26,231	56%	✔	Timing variance, consultant appointed and concept design commenced.
10837 - Road - Bennett St	193,000	193,000	189,496	3,504	2%	✔	Project complete with favourable variance.
10838 - Road - Broadway	95,000	5,000	36,615	(31,615)	(632%)	✖	Broadway intersecting with Stirling highway is scheduled to be complete by April.
10839 - Road - Campbell St	130,000	120,000	71,593	48,407	40%	✔	Timing variance, construction scheduled for April.
10844 - Road - Fairway Car Park	0	0	11,992	(11,992)	0%	⚠	Additional expenses from 2023/24 project.
10845 - Road - Fitzgerald St	31,000	31,000	58,416	(27,416)	(88%)	✖	Project completed with favourable variance, Mainroads works pending.
10850 - Road - Henry St	184,000	184,000	147,456	36,544	20%	✔	Project completed with favourable variance.
10856 - Road - Loftus St	233,000	25,969	25,969	0	0%	⚠	Civil work completed, asphalt work scheduled for May.
10860 - Road - Mounts Bay Rd	1,453,000	534,104	536,146	(2,043)	(0%)	✖	Timing variance, works completed, awaiting invoice from contractors.
10862 - Rod Evans Community Centre Fitout	0	0	(2,130)	2,130	0%	⚠	Transaction incorrectly accounted on this project and will be rectified in March.
10866 - Road - Newcastle Street/ Fitzgerald St Intersection	40,000	40,000	39,654	346	1%	✔	Project completed.
10871 - Bridge - Ozone Reserve Boardwalk	650,000	534	534	0	0%	⚠	Work awarded, anticipated commencement March.
10872 - Road - Plain St	132,000	86,112	119,787	(33,676)	(39%)	✖	Project complete and awaiting invoice from Main Roads.
10874 - Road - Railway St	184,000	21,669	21,669	0	0%	⚠	Works completed and awaiting invoice from contractors.
10875 - Bridge - Wellington Street Overpass	80,000	25,000	0	25,000	100%	✔	Timing variance, anticipated to commence in last quarter of financial year.
10876 - Road - Royal St	200,000	193,000	195,000	(2,000)	(1%)	✖	Timing variance, main works completed except for outstanding MRWA items.
10877 - Road - Sherwood Ct	160,000	160,000	110,752	49,248	31%	✔	Timing variance, works commenced and anticipated completion in May.
10878 - Road - St Georges Tce	1,241,000	73,533	73,802	(269)	(0%)	✖	Eastbound scheduled to commence in March with procurement process underway for westbound.
10880 - Road - Thomas Street	257,000	112,600	107,277	5,323	5%	✔	Timing variance, civil works completed with asphalt work scheduled for March.
10884 - Lighting - Queen St	100,000	13,500	0	13,500	100%	✔	Timing variance, design work commenced.
10905 - EV Charging Points for City Vehicles	114,000	114,000	102,987	11,013	10%	✔	Project complete with favourable variance.
10914 - Building - His Majesty's Car Park Stormwater Replacer	503,875	534	534	0	0%	⚠	Tender evaluation is underway and anticipated to award the contract in March.
10926 - Smart Lighting Control	250,000	0	0	0	0%	⚠	Tender evaluation completed and awaiting to award the contract.
10929 - Forrest Place Landscape Improvement	50,000	0	0	0	0%	⚠	
10935 - Lighting Enhancement for Roe Street Bridge	200,000	137,669	139,120	(1,451)	(1%)	✖	Timing variance, works commenced with anticipated completion April.

Detail	Revised Annual Budget	YTD Budget	YTD Actual	YTD Budget Variance \$	YTD Budget Variance %	Budget Impact	Comments on Variances
10937 - Mounts Bay Motorcycle Parking Site Upgrades	65,000	110	110	0	0%	⚠	Contract awarded and works scheduled to commence in March.
10944 - Drainage - Pipe Relining	940,000	651,843	651,843	0	0%	⚠	Contract awarded , works commenced and anticipated completion in May.
10946 - Path - Council House Car Park CP38	21,000	21,000	26,024	(5,024)	(24%)	✖	Project complete with unfavourable variance.
10947 - Path - Kings Park Avenue	215,000	0	0	0	0%	⚠	Contract awarded and anticipated to commence in March.
10948 - Path - Sutherland Street	225,000	0	0	0	0%	⚠	Design complete with works scheduled to commence in March.
10949 - Path - Terrace Rd	470,000	417,759	442,861	(25,101)	(6%)	✖	Project complete with favourable variance.
10950 - Path - Wellington Street	15,000	0	0	0	0%	⚠	Design complete with works scheduled to commence in March.
10951 - Road - Convention Centre Carpark	745,000	0	13,950	(13,950)	0%	⚠	Timing variance, design complete and procurement processes underway.
10952 - Road - Wellington St	36,000	21,000	34,922	(13,922)	(66%)	✖	Project complete with favourable variance.
10953 - Building - Citiplace Community Centre - Renewal Inter	215,000	(9,250)	1,120	(10,370)	112%	✔	Timing variance, work commenced.
10954 - Building - Citiplace Rest Centre - Renewal Internal	60,000	17,122	7,122	10,000	58%	✔	Timing variance, work commenced.
10955 - Building - Council House - Internal Lighting Renewal	120,000	7,400	9,700	(2,300)	(31%)	✖	Timing variance, design work commenced.
10956 - Building - Council House - Roof Renewal	20,000	0	4,900	(4,900)	0%	⚠	Anticipated to commence in last quarter of financial year.
10957 - Building - Elder Street Car Park - Fire System Renewal	880,000	97,701	97,701	0	0%	⚠	Work commenced and anticipated completion June.
10958 - Building - His Majesty's Car Park - Painting Renewal	200,000	0	0	0	0%	⚠	Contractor appointed and anticipated commencement in March.
10959 - Building - Library - Fixtures & Fitout Renewal	30,000	0	30,722	(30,722)	0%	⚠	Project complete with unfavourable variance.
10960 - Building - Library - Structural Roof Renewal	20,000	0	0	0	0%	⚠	Works scheduled to commence in last quarter of financial year.
10961 - Building - Pier Street Car Park - Toilet Renewal	41,000	41,000	32,370	8,630	21%	✔	Timing variance, project on track to complete design.
10963 - Building - Roe Street Car Park - Air Conditioner Renew:	40,000	40,000	39,298	702	2%	✔	Project complete with favourable variance.
10964 - Building - Works Depot - Staff Toilet & Locker Room Re	500,000	19,600	19,600	0	0%	⚠	Contract awarded and anticipated to commence in March.
10967 - Lighting - Brown St	100,000	0	21,975	(21,975)	0%	⚠	Design work commenced, lights and poles were ordered.
10968 - Lighting - Park Rd	665,000	2,560	2,560	0	0%	⚠	Work commenced and anticipated completion in April.
10969 - Lighting - Totterdell Park	525,000	213,875	213,935	(60)	(0%)	✖	Work commenced and anticipated completion in April.
10974 - Causeway Bridge Remediation	200,000	50,000	28,597	21,403	43%	✔	Timing variance, bridge path work completed, UPS and minor work planned for early 2025.
12233 - CBD Toilet Facilities	180,385	0	0	0	0%	⚠	Timing variance, contract awarded.
12313 - 2 way Hay Street (Bennett St to Victoria Ave)	9,800,000	6,012,444	6,019,647	(7,203)	(0%)	✖	Timing variance, works in progress and scheduled to be completed June.
12340 - CF741S Professional Combination Saw	53,000	53,000	53,000	0	0%	⚠	Professional combination saw purchased.
14109 - Bus Stop Replacement	322,000	100,524	100,524	0	0%	⚠	Manufacturing and installation complete. Electrification is underway.
14150 - Christmas Decorations	710,000	132,294	142,772	(10,478)	(8%)	✖	Timing variance, procurement underway with anticipated delivery towards end of financial year.
14424 - Drainage - Pit Covers Renewal	160,000	135,065	121,394	13,671	10%	✔	Timing variance, works commenced and scheduled completion March.
23426 - Wellington Street Stage 2B	0	0	1,290	(1,290)	0%	⚠	Additional expenses from 2023/24 project.
Total - Infrastructure and Operations Alliance	56,814,794	24,201,919	24,629,385	(427,466)	(2%)		
Commercial Services Alliance							
10263 - TU - Tray Top Ute	36,000	0	0	0	0%	⚠	Vehicle anticipated to be procured towards the end of the financial year.
10401 - Renewal - CCTV	337,000	15,813	15,813	0	0%	⚠	Project on hold due to service review.
10452 - Renewal - Buildings - Fixtures Fittings	215,757	24,057	24,057	0	0%	⚠	Timing variance, manhole cover and safety barrier anticipated delivery in March.
10467 - Expansion - CCTV	21,000	0	4,275	(4,275)	0%	⚠	Project on hold due to service review.
10615 - 87-89 Pier St Commercial Properties Tenancy Upgrade	2,490,000	236,626	216,938	19,688	8%	✔	Timing variance, contract documentation complete and development application approved. Procurement process commenced for the construction contract.
10743 - Review of City of Perth Parking (CPP) branding	965,000	61,724	61,724	0	0%	⚠	Production is progressing and installation commenced.
10744 - CPP Car Parks Technology Replacement Plan	128,600	0	0	0	0%	⚠	Business case submitted to EMES in Feb. Procurement processes commenced.
10747 - On Street EV Charging Points	150,000	83,851	83,851	0	0%	⚠	Installation underway.
10763 - Parking meter replacements	921,076	364,304	375,538	(11,234)	(3%)	✖	Timing variance, footing remediation work in progress.
10921 - Desk Replacement Program - Council House	100,000	54,293	53,404	889	2%	✔	Timing variance, project commenced with 56 desks delivered.
10923 - EV Chargers - Car Parks	200,000	0	0	0	0%	⚠	Initial assessment completed with tender evaluation underway.
10966 - Parking Services ICT - Servers	55,500	55,500	43,067	12,433	22%	✔	Timing variance, servers delivered.
Total - Commercial Services Alliance	5,619,933	896,168	878,667	17,501	2%		
Total Expenditure	66,372,405	26,427,411	26,652,789	(225,378)	(1%)		



City of Perth Investment Report

Attachment H

Cash Investments

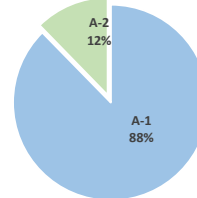
Investment Portfolio Based on Credit Rating

Exposure of the investment portfolio is controlled by restricting the overall investments based on their Credit Rating.

Credit Rating	Weighted Average Interest	Total Invested	Actual Exposure %	Policy Limit	Compliance
A-1	4.57%	\$ 220,799,662	88%	100%	✓
A-2	2.94%	\$ 31,000,000	12%	60%	✓
Total	4.37%	\$ 251,799,662	100%		

* A-1 also includes A-1+

Portfolio based on Credit Rating



Investment Portfolio Based on Institution

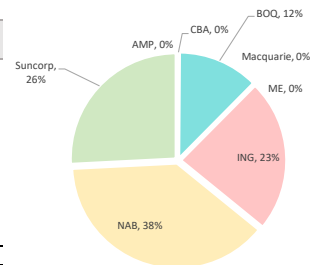
Exposure to an individual Australian deposit taking Institution or government will be restricted by their credit rating so that single entity exposure is limited.

S&P Short Term Credit Rating of A-1 - individual maximum limit 45%

S&P Short Term Credit Rating of A-2 - individual maximum limit 30%

Institution	Total Invested	Actual Exposure %	Policy Limit	Compliance
AMP	-	0%	30%	✓
CBA	299,662	0%	45%	✓
BOQ	31,000,000	12%	30%	✓
ME	-	0%	30%	✓
Macquarie	-	0%	45%	✓
ING	59,000,000	23%	45%	✓
NAB	96,500,000	38%	45%	✓
Suncorp	65,000,000	26%	45%	✓
Total	251,799,662	100%		

Investment Portfolio Based on Institution

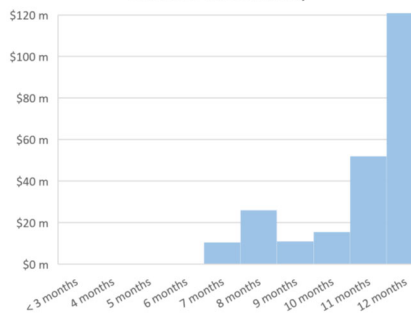


Investment Portfolio Based on Term to Maturity

Term of investment is based on restrictions per Investment policy and cashflow requirements.

Term	Weighted Average Interest	Projected Interest	Value \$
< 3 months	2.8%	8,334	\$ 299,662
4 months	-	-	-
5 months	-	-	-
6 months	-	-	-
7 months	2.5%	266,581	\$ 10,500,000
8 months	2.9%	761,144	\$ 26,000,000
9 months	3.5%	382,126	\$ 11,000,000
10 months	3.8%	584,229	\$ 15,500,000
11 months	4.2%	2,200,253	\$ 52,000,000
12 months	5.0%	6,807,695	\$ 136,500,000
Total	4.4%	11,010,362	\$ 251,799,662

Investment - Term to Maturity





City of Perth Investment Report

Attachment H

Cash Investments

Short Term Investments

Funds Held in OnCall Accounts:

Following is a list of investments categorised as Cash and Cash Equivalents due to their short term maturity (being less than 3 months) from date of purchase.

	S & P Credit Rating	Amount Invested \$	Interest Rate %	Term (Days)	Maturity Date	Earnings YTD \$
<u>Municipal Fund</u>						
AMP Notice (31 days)		-	4.55%	OnCall	11am	-
	A-2	-				-
CBA Online Saver		101,311	3.90%	OnCall	11am	2,818
	A-1	101,311				2,818
Total - Municipal Fund		101,311				2,818
<u>Reserve Fund</u>						
CBA Online Saver		198,351	3.90%	OnCall	11am	5,517
	A-1	198,351				5,517
Total - Reserve Fund		198,351				5,517
Total		299,662				8,334

Longer Term Investments

Term Deposits:

This line reports funds held in Term Deposits with a maturity of greater than 3 months

	S & P Credit Rating	Amount Invested \$	Interest Rate %	Term (Days)	Maturity Date	Projected Earnings \$
<u>Municipal Fund</u>						
ING Bank		5,000,000	4.91%	364	26-Aug-25	244,827
ING Bank		7,000,000	4.93%	364	04-Sep-25	344,155
	A-1	12,000,000				588,982
National Australia Bank		5,000,000	4.90%	274	11-Jun-25	183,918
National Australia Bank		5,000,000	5.20%	279	08-May-25	198,740
National Australia Bank		5,000,000	5.10%	211	06-Mar-25	147,411
National Australia Bank		5,000,000	5.00%	303	12-Jun-25	207,534
National Australia Bank		5,000,000	5.00%	364	12-Aug-25	249,315
National Australia Bank		5,000,000	4.95%	244	23-Apr-25	165,452
National Australia Bank		6,000,000	4.90%	269	22-May-25	216,674
National Australia Bank		6,000,000	4.90%	212	26-Mar-25	170,762
National Australia Bank		7,000,000	4.85%	364	04-Sep-25	338,570
National Australia Bank		5,000,000	5.45%	363	03-Jul-25	271,007
	A-1	54,000,000				2,149,382
Bank of Queensland		4,000,000	5.00%	216	11-Jun-25	118,356
Bank of Queensland		5,000,000	5.15%	211	16-Jul-25	148,856
Bank of Queensland		5,000,000	5.00%	181	22-Jul-25	123,973
Bank of Queensland		6,000,000	4.95%	216	09-Apr-25	175,759
	A-2	20,000,000				566,944
Total - Municipal Fund		86,000,000				3,305,308
<u>Reserve Fund</u>						
Bank of Queensland		5,500,000	4.90%	273	06-Oct-25	201,571
Bank of Queensland		5,500,000	5.20%	182	19-Jun-25	142,608
	A-2	11,000,000				344,179



City of Perth Investment Report

Attachment H

Cash Investments

S & P Credit Rating	Amount Invested \$	Interest Rate %	Term (Days)	Maturity Date	Projected Earnings \$
ING Bank	5,000,000	5.17%	364	18-Nov-25	257,792
ING Bank	5,000,000	4.79%	330	15-Jan-26	216,534
ING Bank	4,000,000	5.18%	333	18-Mar-25	189,035
ING Bank	6,000,000	5.19%	363	17-Apr-25	309,694
ING Bank	5,000,000	5.20%	330	20-Mar-25	235,068
ING Bank	5,000,000	5.23%	365	23-May-25	261,500
ING Bank	5,000,000	5.33%	364	16-Jul-25	265,770
ING Bank	4,000,000	5.00%	364	14-Aug-25	199,452
ING Bank	4,000,000	4.69%	302	10-Dec-25	155,220
ING Bank	4,000,000	5.01%	335	17-Sep-25	183,929
A-1	47,000,000				2,273,993
National Australia Bank	6,000,000	5.35%	364	24-Jul-25	320,121
National Australia Bank	5,000,000	5.50%	364	26-Jun-25	274,247
National Australia Bank	5,500,000	5.25%	363	29-May-25	287,168
National Australia Bank	5,000,000	5.40%	335	12-Jun-25	247,808
National Australia Bank	5,000,000	4.90%	333	21-Jul-25	223,521
National Australia Bank	5,000,000	4.85%	364	21-Aug-25	241,836
National Australia Bank	5,000,000	4.80%	363	25-Sep-25	238,685
National Australia Bank	6,000,000	4.95%	365	18-Dec-25	297,000
A-1	42,500,000				2,130,384
Suncorp Bank	5,000,000	5.20%	335	16-Apr-25	238,630
Suncorp Bank	5,000,000	5.08%	336	15-Oct-25	233,819
Suncorp Bank	6,000,000	4.91%	303	06-Nov-25	244,558
Suncorp Bank	4,000,000	5.08%	364	07-Mar-25	202,643
Suncorp Bank	4,000,000	4.91%	335	29-Dec-25	180,258
Suncorp Bank	4,000,000	5.07%	365	03-Apr-25	202,800
Suncorp Bank	3,000,000	5.20%	302	21-Mar-25	129,074
Suncorp Bank	4,000,000	5.33%	334	21-May-25	195,093
Suncorp Bank	5,000,000	5.08%	303	08-Aug-25	210,855
Suncorp Bank	5,000,000	5.03%	306	19-Aug-25	210,847
Suncorp Bank	5,000,000	5.12%	308	10-Sep-25	216,022
Suncorp Bank	3,000,000	5.00%	365	17-Dec-25	150,000
Suncorp Bank	5,000,000	5.05%	303	17-Oct-25	209,610
Suncorp Bank	4,000,000	5.00%	301	13-Nov-25	164,932
Suncorp Bank	3,000,000	5.33%	363	19-Jun-25	159,024
A-1	65,000,000				2,948,163
Total - Reserve Fund	165,500,000				7,696,720
Total Funds Invested > 3 months	251,500,000				11,002,028

Other Investments

Investment in Managed Funds - (Colonial First State Share Index Fund)

In 2008, the City invested in managed funds via Colonial First State Share Index Fund. Clause 44 (Local Government Act 1995, Transitional provisions, allow Local Governments to continue to hold any existing investments made prior to insertion of regulation 19C under grandfathering arrangements.

	Opening Value 1-Jul-24	Units Held 1-Jul-24	Closing Value 28-Feb-25	Units Held 28-Feb-25	Movement in Value \$
CFS Wsale Index Aust Share	6,454,498	5,183,919	6,779,011	5,183,919	324,513 ▲
Total	6,454,498	5,183,919	6,779,011	5,183,919	324,513

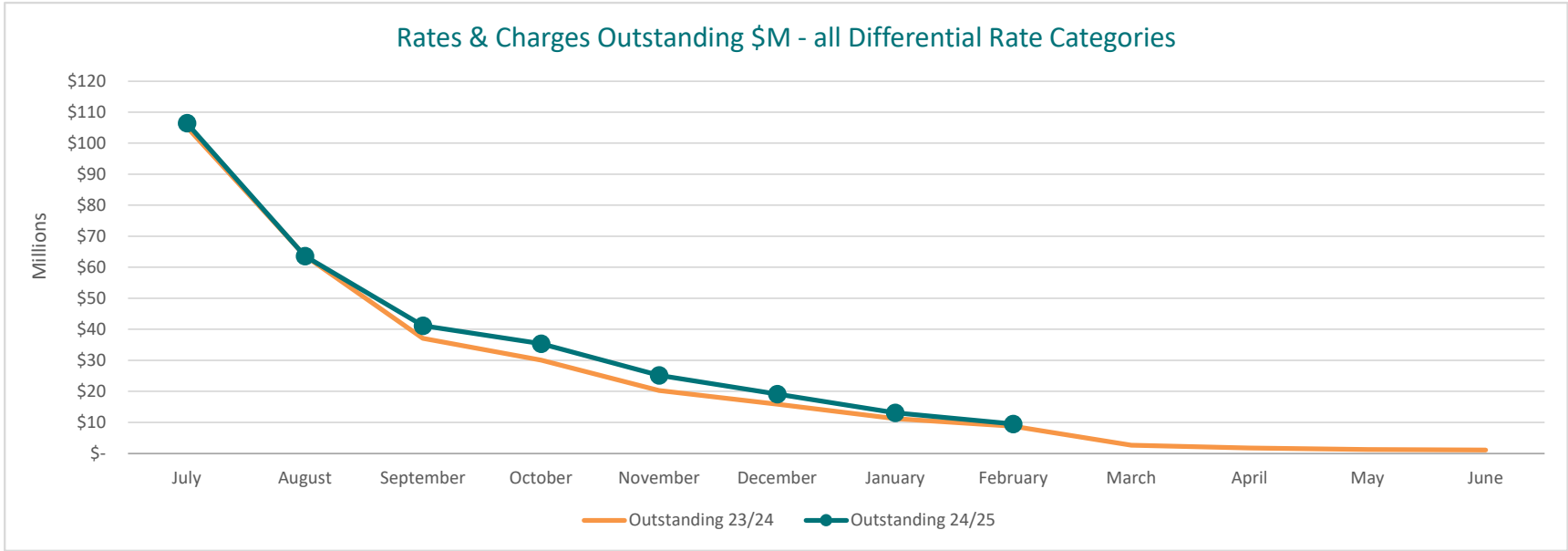
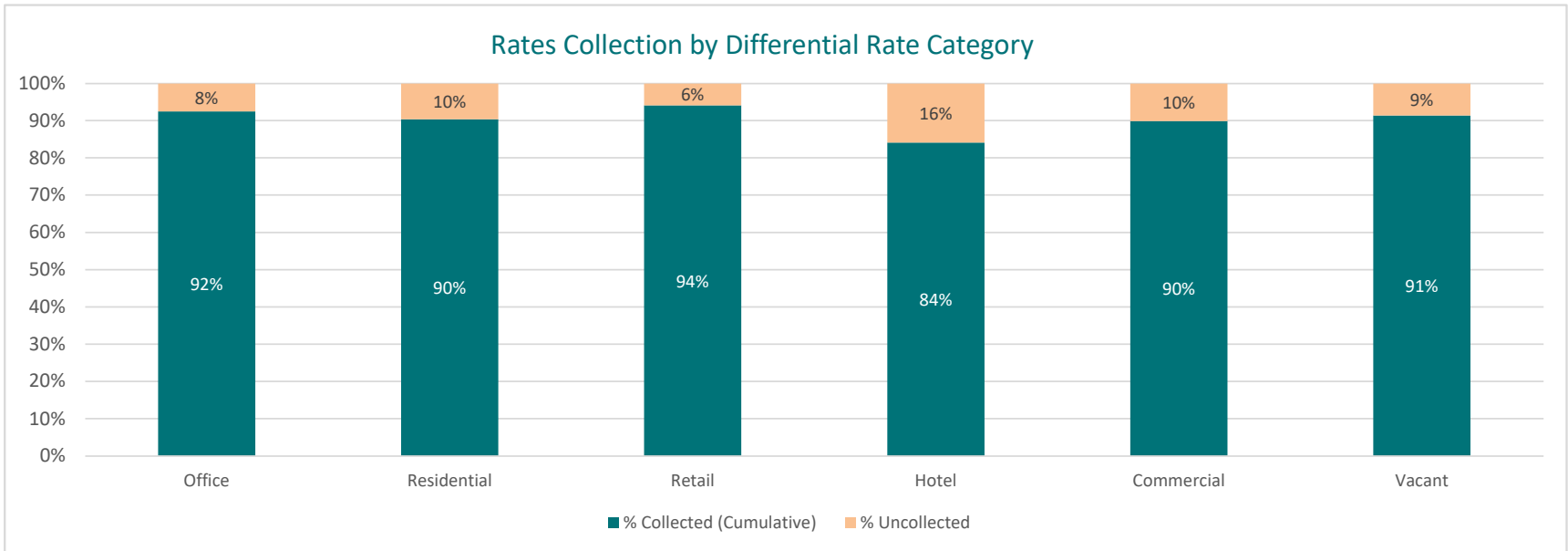


City of Perth - Monthly Rates Report

Attachment I

Rates Collection Profile

Differential Rating Category	Number of Properties	Rates Collectible (inc	Amounts Collected	Rates Uncollected	% Collected (Cumulative)	% Uncollected
Office	2,351	61,406,725	56,798,681	4,608,044	92%	8%
Residential	15,842	22,503,719	20,326,584	2,177,135	90%	10%
Retail	502	7,594,382	7,145,489	448,894	94%	6%
Hotel	1,369	8,423,596	7,084,651	1,338,946	84%	16%
Commercial	720	7,826,259	7,035,790	790,468	90%	10%
Vacant	83	1,773,278	1,620,290	152,988	91%	9%
Grand Total	20,867	109,527,959	100,011,485	9,516,473	91%	9%



Rates Instalment Due Date Cumulative Collections

Instalment Date		% Collected
1st Instalment	04 September 2025	62%
2nd Instalment	13 November 2024	77%
3rd Instalment	15 January 2025	88%
4th Instalment	19 March 2025	0%
Rates Collected	30 June 2025	0%

Current Year Status

Paid in Full	16,072
Paying by instalments	4,421
Other Payment Arrangements	148
Call Campaign - Part paid	10
On hold pending external outcome	46
Pension - No Payment Made	79
Non Pension - No Payment Made	91

Prior Year Status

On Payment Arrangement	16
Awaiting external action (property sale, bankrupt)	8
Legal Action (PSSO)	1
Legal Action delayed	5
Potential for Legal Action	17
Potential for Property Sale (> 5Yr in Arrears)	11

15.2 Schedule of Accounts Paid - February 2025

Responsible Officer	Michael Kent – Chief Financial Officer
Voting Requirements	Simple Majority
Attachments	Attachment 15.2A – Schedule of Accounts Paid - February 2024

Purpose

For Council to note details of payments made under delegated authority for the month of February 2025.

Recommendation

That Council:

1. RECEIVES the Schedule of Accounts Paid for the period ended 28 February 2025 as attached as **Appendix 15.2A**.
2. RECORDS in the Ordinary Council Meeting minutes the summary of accounts paid being:

Total Accounts Paid	
Municipal Fund	\$20,680,212.97
Trust Fund	0
Total - All Funds	\$20,680,212.97

Background

1. In accordance with Regulation 13(2) and 13(3) of the *Local Government (Financial Management) Regulations 1996*, where this power has been delegated, a list of payments for each month is to be compiled and presented to the Council. The Chief Executive Officer is delegated this authority under Delegation 2.14.
2. This authority has then been subdelegated by the Chief Executive Officer.
3. The listing of payments with full disclosure of all required information, is presented as an attachment to this report.
4. The listing of payments was made available to the Elected Members via the Council Hub, ahead of the agenda distribution, to provide additional time for review.
5. This summary report then facilitates the acknowledgement of the listing having been received.

Discussion

6. The Schedule of Accounts Paid (**Attachment 15.2A**) contains the following payments made under Delegated Authority 2.14 - Payments from the Municipal & Trust Fund:

Schedule of Accounts Paid – February 2025		
Municipal Fund		
EFT & Cheque Payments	Direct Creditor Payments	\$16,457,844.54
Sub Total - EFT & Cheques		\$16,457,844.54
Direct Debits	Bank Charges and Merchant Fees	\$24,403.59
Sub Total - Direct Debits		\$244,403.59
Payroll	07/02/2025	\$2,144,920.36
	21/02/2025	\$2,032,023.68
Sub Total - Payroll		\$4,176,944.04
Corporate Cards		\$21,020.80
Sub Total - Cards		\$21,020.80
Total per Attachment 15.2A		\$20,680,212.97
Total Payments from Municipal Fund		\$20,680,212.97
Investments in Term Deposits		0
Trust Fund		
Trust EFT & Cheques		0
Total - Trust Funds		0

Consultation

7. Nil.

Decision Implications

8. Council's acknowledgement of receiving the Schedule of Accounts Paid will meet its statutory obligation under Regulation 13(1) of the *Local Government (Financial Management) Regulations 1996*.

Strategic, Legislative and Policy Implications

Strategy	
Strategic Pillar (Objective)	Prosperous
Related Documents (Issue Specific Strategies and Plans):	Annual Budget

Legislation, Delegation of Authority and Policy	
Legislation:	<p>Section 6.10 of the <i>Local Government Act 1995</i>. Regulation 13(1) of the <i>Local Government (Financial Management) Regulations 1996</i>.</p> <p>This section of the Act and the related regulation prescribes the requirement to prepare a list of all payments made for each month and to present them to Council. The Schedule of Accounts Paid (the 'list') should contain, for each payment:</p> <ul style="list-style-type: none"> • Payee Name. • Amount of the Payment. • Date of the Payment. • Sufficient information to identify the transaction.
Authority of Council/CEO:	In accordance with Regulation 13(2) and 13(3) of the <i>Local Government (Financial Management) Regulations 1996</i> , where this power has been delegated, a list of payments for each month is to be compiled and presented to the Council.
Policy:	Nil.

Financial Implications

9. There are no direct financial implications of receiving this report as it reflects a historical accounting of financial transactions that were provided for in the adopted budget (as amended).

Further Information

10. Nil.

Council Resolution (OCM-25/04-009)

Mover: Deputy Lord Mayor Bruce Reynolds

Seconded: Councillor Clyde Bevan

That Council:

1. RECEIVES the Schedule of Accounts Paid for the period ended 28 February 2025 as attached as **Appendix 15.2A**.
2. RECORDS in the Ordinary Council Meeting minutes the summary of accounts paid being:

Total Accounts Paid	
Municipal Fund	\$20,680,212.97
Trust Fund	0
Total - All Funds	\$20,680,212.97

CARRIED EN BLOC (8/0)

For : Deputy Lord Mayor Bruce Reynolds; Councillors Clyde Bevan, Raj Doshi, Liam Gobbert, David Goncalves, Viktor Ko, Catherine Lezer and Steven Wellard

Against : Nil



Schedule of Accounts Paid - Municipal Fund

For the Period :01/02/2025-28/02/2025

Payment Date	Document Ty	Invoice Number	Payee	Payment Details	Payment Amount
Cheque/EFT Number			ACCESS BRICKPAV		-1,187.75
	\$APDISCN		ACCESS BRICKPAV	Payment # 258166 Value 46999.15	-376.20
	\$APDISCN		ACCESS BRICKPAV	Payment # 257919 Value 162005.22	-376.20
	\$APDISCN		ACCESS BRICKPAV	Payment # 257696 Value 71226.67	-435.35
Cheque/EFT Number 003849			WATER CORPORATION		444.69
6/02/2025	\$APINVCE	9012387186	WATER CORPORATION	metered standpipe hire account	444.69
Cheque/EFT Number 003850			WATER CORPORATION		25,236.97
13/02/2025	\$APINVCE	9010362110	WATER CORPORATION	Victoria Av Perth Lot CNR GODERICH	82.65
13/02/2025	\$APINVCE	9015599432	WATER CORPORATION	20 Aberdeen St Perth Lot 8003 RES 49186.	96.90
13/02/2025	\$APINVCE	9001869550	WATER CORPORATION	490 Murray St Perth Lot 102.	99.93
13/02/2025	\$APINVCE	9001928581	WATER CORPORATION	Mounts Bay Rd Perth Lot 481	100.35
13/02/2025	\$APINVCE	9010144025	WATER CORPORATION	Goderich St East Perth Lot VERGE.	102.60
13/02/2025	\$APINVCE	9015733814	WATER CORPORATION	Opp #133 Newcastle St Perth Lot ROAD RESE	102.60
13/02/2025	\$APINVCE	9012383599	WATER CORPORATION	Cnr Bennett Hay St East Perth Lot ROAD R	119.70
13/02/2025	\$APINVCE	9001933962	WATER CORPORATION	462 Hay St Perth Lot PT A19, PT A20.	122.55
13/02/2025	\$APINVCE	9023118870	WATER CORPORATION	Moore St East Perth Lot ROAD RES.	148.20
13/02/2025	\$APINVCE	9001940775	WATER CORPORATION	47 Newcastle St Perth Lot 1-3 & W55-W57	172.90
13/02/2025	\$APINVCE	9014601836	WATER CORPORATION	Opp Spring Mounts Bay Rd Perth Lot ROAD	179.55
13/02/2025	\$APINVCE	9008856779	WATER CORPORATION	10 Victoria Sq Perth Lot 915 RES 38766.	182.40
13/02/2025	\$APINVCE	9021045583	WATER CORPORATION	Telethon Av Perth Lot BETWEEN 106 & 103.	182.40
13/02/2025	\$APINVCE	9001885024	WATER CORPORATION	Mount St Perth Lot OUTSIDE LOT 54	185.25
13/02/2025	\$APINVCE	9022554849	WATER CORPORATION	At King St Wellington St Perth Lot 9000	193.80
13/02/2025	\$APINVCE	9001937015	WATER CORPORATION	R 1 Murray St Perth Lot MURRAY ST MALL.	205.20
13/02/2025	\$APINVCE	9015733806	WATER CORPORATION	Opp #76 Newcastle St Perth Lot ROAD RESE	210.66
13/02/2025	\$APINVCE	9001938341	WATER CORPORATION	R 1 Wellington St Perth Lot TRAFFIC ISLA	218.50
13/02/2025	\$APINVCE	9001945269	WATER CORPORATION	18 Stirling St Perth Lot 0.	250.89
13/02/2025	\$APINVCE	9001865445	WATER CORPORATION	St Georges Tce Perth Lot L78.	259.35
13/02/2025	\$APINVCE	9001927124	WATER CORPORATION	101 Melbourne St Northbridge Lot CNR JAM	266.78
13/02/2025	\$APINVCE	9001888276	WATER CORPORATION	Opp # 67 Milligan St Perth Lot ROAD RESE	279.30
13/02/2025	\$APINVCE	9001872063	WATER CORPORATION	980 Wellington St West Perth Lot 251-252	282.15
13/02/2025	\$APINVCE	9021056872	WATER CORPORATION	Telethon Av Perth Lot 8003	285.00
13/02/2025	\$APINVCE	9001918164	WATER CORPORATION	115 Aberdeen St Perth Lot 1, 470, 471.	302.10
13/02/2025	\$APINVCE	9001888348	WATER CORPORATION	R12510 Terrace Rd East Perth Lot RESERV	316.35
13/02/2025	\$APINVCE	9001868320	WATER CORPORATION	27 Mayfair St West Perth Lot 51.	399.09
13/02/2025	\$APINVCE	9001919909	WATER CORPORATION	227 Newcastle St Northbridge Lot 370	465.94
13/02/2025	\$APINVCE	9001938982	WATER CORPORATION	376 Wellington St Perth Lot 969 RES 443	493.05
13/02/2025	\$APINVCE	9001895951	WATER CORPORATION	160 Hay St East Perth Lot PTS E14/15 & E	545.77
13/02/2025	\$APINVCE	9001938931	WATER CORPORATION	320 Wellington St Perth Lot 1 2 3 AND 19	550.05
13/02/2025	\$APINVCE	9012119018	WATER CORPORATION	Newcastle St Northbridge Lot OPP 227	552.90
13/02/2025	\$APINVCE	9010951353	WATER CORPORATION	Aberdeen St Northbridge Lot Y267.	584.25
13/02/2025	\$APINVCE	9011704696	WATER CORPORATION	Opp #103 Lake St Northbridge Lot ROAD	609.90
13/02/2025	\$APINVCE	9009862994	WATER CORPORATION	Hay St East Perth Lot VERGE	8.55
13/02/2025	\$APINVCE	9001943802	WATER CORPORATION	R 1 Pier St Perth Lot ROUNABOUT	8.55
13/02/2025	\$APINVCE	9001856514	WATER CORPORATION	R Mounts Bay Rd Perth Lot 470 RES 1720.	14.25
13/02/2025	\$APINVCE	9001872637	WATER CORPORATION	L 5 Arthur St West Perth Lot 5.	14.25
13/02/2025	\$APINVCE	9010423059	WATER CORPORATION	Aberdeen St Northbridge Lot OPP PIAZZA	820.00
13/02/2025	\$APINVCE	9008518358	WATER CORPORATION	R 999 Hay St West Perth Lot R 999.	14.25
13/02/2025	\$APINVCE	9012270922	WATER CORPORATION	Hay St Perth Lot OPP LOT 30.	17.10
13/02/2025	\$APINVCE	9001879871	WATER CORPORATION	Opp #26 Colin St West Perth Lot GARDEN.	17.10
13/02/2025	\$APINVCE	9012293286	WATER CORPORATION	Nr Wolf Ln Murray St Perth Lot ROAD RESE	17.64
13/02/2025	\$APINVCE	9021409682	WATER CORPORATION	James St Northbridge Lot Y267	21.68
13/02/2025	\$APINVCE	9008754123	WATER CORPORATION	Opp #69 Mount St West Perth Lot ROAD RES	22.80
13/02/2025	\$APINVCE	9015559051	WATER CORPORATION	Cnr Harvest Murray St West Perth Lot ROA	22.80
13/02/2025	\$APINVCE	9001874165	WATER CORPORATION	Cnr Ord Ventnor Av West Perth Lot ROAD R	25.65
13/02/2025	\$APINVCE	9001871976	WATER CORPORATION	707 Wellington St Perth Lot ROAD VERGE (28.50
13/02/2025	\$APINVCE	9025421224	WATER CORPORATION	18-28 Telethon Av Perth Lot OPP LOT 101	49.75
13/02/2025	\$APINVCE	9001925815	WATER CORPORATION	104 Francis St Northbridge Lot 370.	50.18
13/02/2025	\$APINVCE	9001938675	WATER CORPORATION	347 Wellington St Perth Lot 246.	50.18
13/02/2025	\$APINVCE	9009625665	WATER CORPORATION	Forrest Av East Perth Lot ROAD VERGE.	59.85
13/02/2025	\$APINVCE	9009379783	WATER CORPORATION	Cnr Hay Harvest Tce West Perth Lot ROAD	71.25
13/02/2025	\$APINVCE	9001898060	WATER CORPORATION	R R Victoria Av Perth Lot VERGE	71.25
13/02/2025	\$APINVCE	9001939811	WATER CORPORATION	James St Perth Lot 510 RES 37000.	617.42
13/02/2025	\$APINVCE	9001927722	WATER CORPORATION	68 A Roe St Northbridge Lot 123.	621.57
13/02/2025	\$APINVCE	9001888321	WATER CORPORATION	R12510 Terrace Rd East Perth Lot RESERV	774.66
13/02/2025	\$APINVCE	9001943343	WATER CORPORATION	87-9 Pier St Perth Lot 123-5, 18, 420.	997.25
13/02/2025	\$APINVCE	9008534358	WATER CORPORATION	Roe St Perth Lot 510 RES 37000.	1,035.51
13/02/2025	\$APINVCE	9014601799	WATER CORPORATION	Opp #58 Mounts Bay Rd Perth Lot ROAD RE	1,040.25
13/02/2025	\$APINVCE	9001935116	WATER CORPORATION	848 Hay St Perth Lot 5-6, 16, 112, 123.	1,122.04
13/02/2025	\$APINVCE	9001938683	WATER CORPORATION	337 Wellington St Perth Lot 3	1,184.07



Schedule of Accounts Paid - Municipal Fund

For the Period :01/02/2025-28/02/2025

Payment Date	Document Ty	Invoice Number	Payee	Payment Details	Payment Amount
13/02/2025	\$APINVCE	9001938480	WATER CORPORATION	Forrest Pl Perth Lot 977 RES 44311.	1,307.91
13/02/2025	\$APINVCE	9016512466	WATER CORPORATION	142 James St Northbridge Lot 202.	1,406.53
13/02/2025	\$APINVCE	9001922876	WATER CORPORATION	200 James St Northbridge Lot Y267	1,683.97
13/02/2025	\$APINVCE	9001939010	WATER CORPORATION	376 Wellington St Perth Lot 969 RES 4431	2,891.20
Cheque/EFT Number 003855			WATER CORPORATION		18,255.91
20/02/2025	\$APINVCE	9001917284	WATER CORPORATION	R 999 Trafalgar Rd East Perth Lot (RND A	5.70
20/02/2025	\$APINVCE	9001865525	WATER CORPORATION	1333 Hay St West Perth Lot 1-3.	8.55
20/02/2025	\$APINVCE	9008518366	WATER CORPORATION	Opp #1297 Hay St West Perth Lot ROAD RES	11.40
20/02/2025	\$APINVCE	9012445817	WATER CORPORATION	Mounts Bay Rd Crawley Lot DRINKING FOUNT	11.40
20/02/2025	\$APINVCE	9001907609	WATER CORPORATION	R Wittenoom St East Perth Lot MEDIAN STR	14.25
20/02/2025	\$APINVCE	9010734818	WATER CORPORATION	Cnr Kings Pk Thomas St West Perth Lot RO	17.10
20/02/2025	\$APINVCE	9015080745	WATER CORPORATION	Opp #2 Mounts Bay Rd Crawley Lot ROAD R	17.10
20/02/2025	\$APINVCE	9001874181	WATER CORPORATION	Cnr Richardn Ventnor Av West Perth Lot R	25.65
20/02/2025	\$APINVCE	9001895927	WATER CORPORATION	Hay St East Perth Lot 1233.	45.60
20/02/2025	\$APINVCE	9009024093	WATER CORPORATION	Cnr Outram Ord St West Perth Lot ROAD RE	57.00
20/02/2025	\$APINVCE	9001931027	WATER CORPORATION	R 1150 Barrack St Perth Lot RESERVE 1150	64.43
20/02/2025	\$APINVCE	9014951828	WATER CORPORATION	Cnr Fielder Kensington St East Perth Lot	105.45
20/02/2025	\$APINVCE	9001933110	WATER CORPORATION	1 Hay St Perth Lot OPP MAZZUCHELLIS.	5.70
20/02/2025	\$APINVCE	9001909030	WATER CORPORATION	Opp #127 Hill St East Perth Lot 75	2,530.39
20/02/2025	\$APINVCE	9001931051	WATER CORPORATION	27-29 St Georges Tce Perth Lot 760	5,060.00
20/02/2025	\$APINVCE	9017985353	WATER CORPORATION	Adelaide Tce East Perth Lot 300 RES 1782	150.53
20/02/2025	\$APINVCE	9011033132	WATER CORPORATION	Plain St East Perth Lot 301 RES 13375	185.25
20/02/2025	\$APINVCE	9001888356	WATER CORPORATION	21 Riverside Dr East Perth Lot 305 & 307	256.50
20/02/2025	\$APINVCE	9001931158	WATER CORPORATION	R R St Georges Tce Perth Lot GARDEN PLOT	282.15
20/02/2025	\$APINVCE	9008845631	WATER CORPORATION	L 220 Regal Pl East Perth Lot 220.	285.15
20/02/2025	\$APINVCE	9001888292	WATER CORPORATION	R Causeway East Perth Lot CIRCUS GARDEN	319.20
20/02/2025	\$APINVCE	9009035163	WATER CORPORATION	Royal St East Perth Lot 1144 RES 45708.	329.44
20/02/2025	\$APINVCE	9008536898	WATER CORPORATION	Royal St East Perth Lot 1116 RES 45405.	493.74
20/02/2025	\$APINVCE	9001881031	WATER CORPORATION	H900 Havelock St West Perth Lot V 157 R	498.23
20/02/2025	\$APINVCE	9001928549	WATER CORPORATION	165 Terrace Rd Perth Lot 478 RES 24668.	529.58
20/02/2025	\$APINVCE	9001931019	WATER CORPORATION	R 1150 St Georges Tce Perth Lot RESERVE	717.08
20/02/2025	\$APINVCE	9001928557	WATER CORPORATION	R10887 Riverside Dr Perth Lot RESERVE 10	903.19
20/02/2025	\$APINVCE	9001933380	WATER CORPORATION	601 Hay St Perth Lot B17 RES 162	1,017.29
20/02/2025	\$APINVCE	9008845658	WATER CORPORATION	81 Royal St East Perth Lot 221	1,034.21
20/02/2025	\$APINVCE	9001928565	WATER CORPORATION	2 Barrack St Perth Lot 462 RES 10887	1,134.30
20/02/2025	\$APINVCE	9009393868	WATER CORPORATION	Wellington St Perth Lot ROAD VERGE	2,140.35
Cheque/EFT Number 003858			WATER CORPORATION		1,367.38
28/02/2025	\$APINVCE	9001888284	WATER CORPORATION	R R Causeway East Perth Lot 5268 RES 230	1,367.38
Cheque/EFT Number 257460			Julie Denise Baynes		-3.60
4/02/2025	\$CANCHQ	257460	Julie Denise Baynes	Credit	-3.60
Cheque/EFT Number 257535			ACN 130 466 894 PTY LTD		-200.00
14/02/2025	\$CANCHQ	257535	ACN 130 466 894 PTY LTD	Credit	-200.00
Cheque/EFT Number 257539			University of Western Australia		978.90
6/02/2025	\$APINVCE	2010001042	University of Western Australia	UWA UNDERPASS CONTRIBUTION - PLANNED MAI	978.90
Cheque/EFT Number 257540			RENT A FENCE PTY LTD		2,950.75
6/02/2025	\$APINVCE	RF 717565	RENT A FENCE PTY LTD	Fencing for summer nights	2,950.75
Cheque/EFT Number 257542			REPCO		1,558.95
6/02/2025	\$APINVCE	4520815642	REPCO	Service Filters for Smaller 4 Cylinder F	1,558.95
Cheque/EFT Number 257543			CTIS PTY LTD		1,179.10
6/02/2025	\$APINVCE	01072485	CTIS PTY LTD	Petty Cash Supply	1,179.10
Cheque/EFT Number 257544			BIDFOOD WA PTY LTD		1,735.00
6/02/2025	\$APINVCE	I65356015.MAL	BIDFOOD WA PTY LTD	BIDFOOD - SUPPLY OF FOOD AND BEVERAGES T	417.40
6/02/2025	\$APINVCE	I65341684.MAL	BIDFOOD WA PTY LTD	BIDFOOD - SUPPLY OF FOOD AND BEVERAGES T	1,317.60
Cheque/EFT Number 257545			A & N Enterprises (Australia) Pty Ltd t/as Pinnacle Coachlines		115.00
6/02/2025	\$APINVCE	51388	A & N Enterprises (Australia) Pty Ltd t/as Pinnacle Coach transport for Vasto Delegation Jan		115.00
Cheque/EFT Number 257546			DATA 3		28,181.87
6/02/2025	\$APINVCE	PI149001	DATA 3	Technical Consultant for Microsoft Forms	9,240.00
6/02/2025	\$APINVCE	SIN000264712	DATA 3	Checkpoint CloudGuard for Azure License	18,941.87
Cheque/EFT Number 257547			LOCK STOCK AND FARRELL LOCKSMITH PTY LTD		767.02
6/02/2025	\$APINVCE	29945-1	LOCK STOCK AND FARRELL LOCKSMITH PTY LTD	LOCKSMITH SERVICES - FY24/25 Purchasing	596.35
6/02/2025	\$APINVCE	29875-1	LOCK STOCK AND FARRELL LOCKSMITH PTY LTD	LOCKSMITH SERVICES - FY24/25 Purchasing	170.67
Cheque/EFT Number 257548			WASTE MANAGEMENT ASSOCIATION OF AUSTRALIA		3,489.00
6/02/2025	\$APINVCE	INV-13917	WASTE MANAGEMENT ASSOCIATION OF AUSTRALIA	Subscriptions and Membership - 2025 Memb	3,489.00
Cheque/EFT Number 257549			WESTBOOKS		1,312.90
6/02/2025	\$APINVCE	346120	WESTBOOKS	Library Stock - Adult Fiction & Adult No	361.94
6/02/2025	\$APINVCE	346119	WESTBOOKS	Library Stock - Adult Fiction & Adult No	244.90
6/02/2025	\$APINVCE	346121	WESTBOOKS	Library Stock - Adult Fiction & Adult No	706.06
Cheque/EFT Number 257550			Garrards Pty Ltd		3,436.09
6/02/2025	\$APINVCE	PEI-106681	Garrards Pty Ltd	Materials to construct SMethoprene briqu	3,436.09



Schedule of Accounts Paid - Municipal Fund

For the Period :01/02/2025-28/02/2025

Payment Date	Document Ty Invoice Number	Payee	Payment Details	Payment Amount
Cheque/EFT Number 257551				600.00
6/02/2025	\$APINVCE INV-0571	Lynette Patrice DiCiero t/as Artist's Chronicle	Promotion exhibitions	600.00
Cheque/EFT Number 257552				521.93
6/02/2025	\$APINVCE P3808108	ATOM SUPPLY	Glasses safety Smoked lens Med 55015080	521.93
Cheque/EFT Number 257553				33,000.00
6/02/2025	\$APINVCE INV-2228	The Returned & Services League of Australia WA Branch Inc (RSLWA)	The Returned & Services League of Australia WA Event Sponsorship Round 1 2023/24 ANZAC	33,000.00
Cheque/EFT Number 257554				8,976.00
6/02/2025	\$APINVCE 48514-112025	The American Chamber of Commerce in Australia	The American Chamber of Commerce (AmCham) Me	8,976.00
Cheque/EFT Number 257555				286.00
6/02/2025	\$APINVCE 1180	BOTANICAL BLOOMS	NYE Stakeholder function - flower centre	286.00
Cheque/EFT Number 257556				1,618.98
6/02/2025	\$APINVCE 3482449	SONIC HEALTHPLUS PTY LTD	Recruitment PreEmployment Medical Servic	462.22
6/02/2025	\$APINVCE 3485149	SONIC HEALTHPLUS PTY LTD	Recruitment PreEmployment Medical Servic	578.38
6/02/2025	\$APINVCE 3492889	SONIC HEALTHPLUS PTY LTD	Recruitment PreEmployment Medical Servic	116.16
6/02/2025	\$APINVCE 3491817	SONIC HEALTHPLUS PTY LTD	Recruitment PreEmployment Medical Servic	462.22
Cheque/EFT Number 257557				6,997.79
6/02/2025	\$APINVCE 18594	EOS ELECTRICAL	Christmas Banner Disposal - Christmas 2	278.66
6/02/2025	\$APINVCE 18588	EOS ELECTRICAL	2024/2025 Banner Installation and Remova	6,719.13
Cheque/EFT Number 257558				2,336.95
6/02/2025	\$APINVCE 476651	Sydel Nominees t/as Imagesource Digital Solution	Sydel Nominees t/as Imagesource Digital Solution IMAGE SOURCE - SIGNAGE - ESCOOTERS	2,336.95
Cheque/EFT Number 257559				770.00
6/02/2025	\$APINVCE CH221241	CAT WELFARE SOCIETY INC T/AS CAT HAVEN	Kitten Cuddle Days - 14 & 17 January 202	770.00
Cheque/EFT Number 257560				539.25
6/02/2025	\$APINVCE 920414	JAPANESE TRUCK & BUS SPARES PTY LTD	L/H Mirror Assembly + Servicing Filter f	306.90
6/02/2025	\$APINVCE 920431	JAPANESE TRUCK & BUS SPARES PTY LTD	L/H Mirror Assembly + Servicing Filter f	232.35
Cheque/EFT Number 257561				1,886.41
6/02/2025	\$APINVCE 00040688	Seaport Nominees Pty Ltd t/as Discus Print & Signage	Seaport Nominees Pty Ltd t/as Discus Print & Sigr Summer Nights Lightbox printing	1,886.41
Cheque/EFT Number 257562				11,720.62
6/02/2025	\$APINVCE 8023019	MAIN ROADS WESTERN AUSTRALIA	Mounts Bay Rd - Loops Reinstatement	3,529.05
6/02/2025	\$APINVCE 8023021	MAIN ROADS WESTERN AUSTRALIA	Traffic loop reinstatement at Fitzgelad	4,489.01
6/02/2025	\$APINVCE 8023015	MAIN ROADS WESTERN AUSTRALIA	Loop Re Instatement on Beaufort Street	3,702.56
Cheque/EFT Number 257563				61,816.82
6/02/2025	\$APINVCE JANUARY2025	DEPARTMENT OF MINES INDUSTRY REGULATION AND SAFETY	DEPARTMENT OF MINES INDUSTRY REGULATION Building Service Levy	61,816.82
Cheque/EFT Number 257564				131.24
6/02/2025	\$APINVCE 58672	DATALINE VISUAL LINK PTY LTD	VARIOUS SITES - UNPLANNED CCTV MAINTENAN	131.24
Cheque/EFT Number 257565				9,980.00
6/02/2025	\$APINVCE 2006357237	Electricity Generation & Retail Corporation - Synergy	Electricity Generation & Retail Corporation - Syne U 6 420 Wellington St, Perth WA 6000	2,447.42
6/02/2025	\$APINVCE 2098236503	Electricity Generation & Retail Corporation - Synergy	Electricity Generation & Retail Corporation - Syne Lot 300 Adelaide Tce, East Perth WA 6004	2,957.96
6/02/2025	\$APINVCE 2014351447	Electricity Generation & Retail Corporation - Synergy	Electricity Generation & Retail Corporation - Syne Lot 0 Canning Hwy, Victoria Park WA 6100	135.52
6/02/2025	\$APINVCE 2086298430	Electricity Generation & Retail Corporation - Synergy	Electricity Generation & Retail Corporation - Syne 18 Stirling St, Perth WA 6000	372.88
6/02/2025	\$APINVCE 2038333002	Electricity Generation & Retail Corporation - Synergy	Electricity Generation & Retail Corporation - Syne U A 2 Plain St, East Perth WA 6004	3,353.52
6/02/2025	\$APINVCE 2038330956	Electricity Generation & Retail Corporation - Synergy	Electricity Generation & Retail Corporation - Syne U A 160 Hay St, East Perth WA 6004	712.70
Cheque/EFT Number 257566				112.64
6/02/2025	\$APINVCE SI10224232	BLACKWOODS ATKINS	Spare Rear LED Guard Lamps for Large Com	112.64
Cheque/EFT Number 257567				2,749.49
6/02/2025	\$APINVCE 628417	The Trustee for Wendy Mead Family Trust & OTH t/as Pinnacle People	The Trustee for Wendy Mead Family Trust & OTHCOP Catering Agency staff hire Pinnacle	725.30
6/02/2025	\$APINVCE 628878	The Trustee for Wendy Mead Family Trust & OTHCOP Catering Agency staff hire Pinnacle	The Trustee for Wendy Mead Family Trust & OTHCOP Catering Agency staff hire Pinnacle	985.72
6/02/2025	\$APINVCE 628364	The Trustee for Wendy Mead Family Trust & OTHCOP Catering Agency staff hire Pinnacle	The Trustee for Wendy Mead Family Trust & OTHCOP Catering Agency staff hire Pinnacle	735.17
6/02/2025	\$APINVCE 628849	The Trustee for Wendy Mead Family Trust & OTHCOP Catering Agency staff hire Pinnacle	The Trustee for Wendy Mead Family Trust & OTHCOP Catering Agency staff hire Pinnacle	303.30
Cheque/EFT Number 257568				324.71
6/02/2025	\$APINVCE S831657	MULTI FIX WA	3 x packets of electrolytes	149.39
6/02/2025	\$APINVCE S831465	MULTI FIX WA	Fixing supplies for current projects	175.32
Cheque/EFT Number 257569				1,100.00
6/02/2025	\$APINVCE 4INV-0067935	Fairfax Media Publications Pty Limited	Online Resources for AFR, SMH & The Age	1,100.00
Cheque/EFT Number 257570				975.15
6/02/2025	\$APINVCE 18557	IBC DIGITAL	City of Perth Parking website hosting	975.15
Cheque/EFT Number 257571				64,200.78
6/02/2025	\$APINVCE INV18661	SIRSIDYNIX PTY LTD	Renewal of SirsiDynix subscription for L	64,200.78
Cheque/EFT Number 257572				1,232.00
6/02/2025	\$APINVCE 002995	Healthy Building Systems Australia Pty Ltd	Restorative carpet clean - Citiplace Res	1,232.00
Cheque/EFT Number 257573				12,980.00
6/02/2025	\$APINVCE 00024604	Natural Area Holdings Pty Ltd	NAMS - Lake Vasto - Algae Removal.	9,020.00
6/02/2025	\$APINVCE 00024605	Natural Area Holdings Pty Ltd	NAMS - Point Fraser - Bacopa removal and	3,212.00
6/02/2025	\$APINVCE 00024602	Natural Area Holdings Pty Ltd	NAMS - Reveg plant watering - JH Abraham	748.00
Cheque/EFT Number 257574				907.50
6/02/2025	\$APINVCE 6782	WRC MECHANICAL WA	Depot Onsite Annual Light Truck Wheel Al	605.00
6/02/2025	\$APINVCE 6769	WRC MECHANICAL WA	Depot Onsite Annual Light Truck Wheel Al	302.50
Cheque/EFT Number 257575				22,000.00
6/02/2025	\$APINVCE INV-1485	AWESOME ARTS AUSTRALIA LTD	Arts and Culture Sponsorship 2023/24 AWE	22,000.00



Schedule of Accounts Paid - Municipal Fund

For the Period :01/02/2025-28/02/2025

Payment Date	Document Ty	Invoice Number	Payee	Payment Details	Payment Amount
Cheque/EFT Number 257576					11,434.50
6/02/2025	\$APINVCE	INV-3965	Glen Flood Group Pty Ltd t/as GFG Temporary Assist		
6/02/2025	\$APINVCE	INV-3957	Glen Flood Group Pty Ltd t/as GFG Temporary As Temporary Assistant Cook Working two da		6,352.50
6/02/2025	\$APINVCE		Glen Flood Group Pty Ltd t/as GFG Temporary As Temporary Assistant Cook Working two da		5,082.00
Cheque/EFT Number 257577					9,316.70
6/02/2025	\$APINVCE	00026055	DADAA Ltd	DADAA Quote for Summer Nights	9,316.70
Cheque/EFT Number 257578					508.66
6/02/2025	\$APINVCE	811432	ALLMAKES PTY LTD T/AS BRANDWORX AUSTRALIA		
6/02/2025	\$APINVCE	814655	ALLMAKES PTY LTD T/AS BRANDWORX AUSTRALI 3 x Pants for Alliance Manager		303.47
6/02/2025	\$APINVCE		ALLMAKES PTY LTD T/AS BRANDWORX AUSTRALI Assorted Staff uniforms for Library		205.19
Cheque/EFT Number 257579					3,417.98
6/02/2025	\$APINVCE	4956958	Programmed Skilled Workforce Limited	Project Support Contractor	3,417.98
Cheque/EFT Number 257580					2,524.50
6/02/2025	\$APINVCE	D0C066073	DDLS Australia Pty Ltd t/as Lumify Group	MS Dynamics Training 3 days	2,524.50
Cheque/EFT Number 257581					100.00
6/02/2025	\$APINVCE	INV-0387	Native Arc Inc t/as WA Wildlife	Native Arc - Veterinarian - Heirisson Is	100.00
Cheque/EFT Number 257582					176.00
6/02/2025	\$APINVCE	603257875	Flick Anticimex Pty Ltd	Pest Control REACTIVE PO - FY24/25 PO	176.00
Cheque/EFT Number 257583					6,270.00
6/02/2025	\$APINVCE	1279377	Talent International Pty Ltd	HRIS Project Manager	6,270.00
Cheque/EFT Number 257584					2,310.00
6/02/2025	\$APINVCE	00006174	The Trustee for Hayto Trust t/as SoCo Studios	AusCycling 12 January footage + social c	1,485.00
6/02/2025	\$APINVCE	00006197	The Trustee for Hayto Trust t/as SoCo Studios	Creme de la creme video - fringe world	825.00
Cheque/EFT Number 257585					23,705.00
6/02/2025	\$APINVCE	INV-6268	Freedom Fairies Pty Ltd	FACE PAINTING & ACTIVITIES FOR BRASS ON	1,512.50
6/02/2025	\$APINVCE	INV-5958	Freedom Fairies Pty Ltd	Entertainers for Christmas Lights Trail	11,880.00
6/02/2025	\$APINVCE	INV-6617	Freedom Fairies Pty Ltd	Entertainers for Summer Nights	10,312.50
Cheque/EFT Number 257586					170.00
6/02/2025	\$APINVCE	BB-46274	BIN BATH CORPORATION PTY LTD	VARIOUS SITES - BIN CLEANING SERVICES FO	170.00
Cheque/EFT Number 257587					2,000.00
6/02/2025	\$APINVCE	250101	Stephen Genovese	Concept Mural Queen St	2,000.00
Cheque/EFT Number 257588					1,100.00
6/02/2025	\$APINVCE	250121470	Drew Michael Straker t/as Drew Straker	Concept grand - Drew Straker	1,100.00
Cheque/EFT Number 257589					418.72
6/02/2025	\$APINVCE	901044334	DuluxGroup (Australia) Pty Ltd	Supply of graffiti products	52.39
6/02/2025	\$APINVCE	901037328	DuluxGroup (Australia) Pty Ltd	Supply of graffiti products	366.33
Cheque/EFT Number 257590					3,168.00
6/02/2025	\$APINVCE	W0117393-D01	THE TRUSTEE FOR REITSEMA (WA) TRADING TRU	THE TRUSTEE FOR REITSEMA (WA) TRADING TRU Liners Bin 240L clear	3,168.00
Cheque/EFT Number 257591					673.20
6/02/2025	\$APINVCE	INV-4976	Cyclus Pty Ltd t/as Cyclus Event Construction & Crewing	Cyclus Pty Ltd t/as Cyclus Event Construction & C Casual Staff - Aus Day Admin Packs	673.20
Cheque/EFT Number 257592					4,853.77
6/02/2025	\$APINVCE	2705	CMAK Technologies Pty Ltd t.as CMAKTECH	On Street and Car Park CCTV Cleaning 24/	2,676.17
6/02/2025	\$APINVCE	2707	CMAK Technologies Pty Ltd t.as CMAKTECH	On Street and Car Park CCTV Cleaning 24/	2,177.60
Cheque/EFT Number 257593					303.44
6/02/2025	\$APINVCE	ML-T00068895	J.H. FLUID TRANSFER SOLUTIONS PTY LTD T/AS PI	Various worm clamps for signage installa	303.44
Cheque/EFT Number 257594					4,617.43
6/02/2025	\$APINVCE	187108	HERITAGE WAY PTY LTD (DOMUS NURSERY)	HERITAGE WAY PTY LTD (DOMUS NURSERY) Flowering plants for the Malls.	4,617.43
Cheque/EFT Number 257595					37,039.52
6/02/2025	\$APINVCE	58884478	Veolia Recycling & Recovery (Perth) Pty Ltd	Commingle Recycling Disposal fees 2024/2	19,281.03
6/02/2025	\$APINVCE	60044689	Veolia Recycling & Recovery (Perth) Pty Ltd	Commingle Recycling Disposal fees 2024/2	17,758.49
Cheque/EFT Number 257596					289.99
6/02/2025	\$APINVCE	40644157	THE GRIFFITH FAMILY TRUST T/AS SUPERSTOCK SERVICES	THE GRIFFITH FAMILY TRUST T/AS SUPERSTOCK SPROVISION OF GROCERY ITEMS FOR CITIPLACE	38.25
6/02/2025	\$APINVCE	40644444	THE GRIFFITH FAMILY TRUST T/AS SUPERSTOCK SERVICES	THE GRIFFITH FAMILY TRUST T/AS SUPERSTOCK SPROVISION OF GROCERY ITEMS FOR CITIPLACE	251.74
Cheque/EFT Number 257597					181.50
6/02/2025	\$APINVCE	12507	StarmixHoldings Pty Ltd t/as Image Bollards	Attendance to fix Supreme Court Gardens	181.50
Cheque/EFT Number 257598					2,888.29
6/02/2025	\$APINVCE	13712876	COMPLETE OFFICE SUPPLIES PTY LTD - COS	COS Stationery and Office Supplies	484.13
6/02/2025	\$APINVCE	13752779	COMPLETE OFFICE SUPPLIES PTY LTD - COS	Kitchen & Stationary Supplies Level 7 C	55.88
6/02/2025	\$APINVCE	13751864	COMPLETE OFFICE SUPPLIES PTY LTD - COS	Stationery Supplies	169.29
6/02/2025	\$APINVCE	13756486	COMPLETE OFFICE SUPPLIES PTY LTD - COS	COMPLETE OFFICE SUPPLIES. OFFICE AND KIT	382.54
6/02/2025	\$APINVCE	13751901	COMPLETE OFFICE SUPPLIES PTY LTD - COS	Consumables - Level 2 Kitchen	368.02
6/02/2025	\$APINVCE	13755349	COMPLETE OFFICE SUPPLIES PTY LTD - COS	Stationery & Office Supplies for Technic	88.42
6/02/2025	\$APINVCE	13756510	COMPLETE OFFICE SUPPLIES PTY LTD - COS	Depot catering, cleaning & supply order	107.63
6/02/2025	\$APINVCE	13746307	COMPLETE OFFICE SUPPLIES PTY LTD - COS	Depot catering, cleaning & supply order	448.08
6/02/2025	\$APINVCE	13746273	COMPLETE OFFICE SUPPLIES PTY LTD - COS	Level 4 Stationery, Kitchen Consumables	300.49
6/02/2025	\$APINVCE	13747191	COMPLETE OFFICE SUPPLIES PTY LTD - COS	Seed Envelopes for Australia day event.	90.75
6/02/2025	\$APINVCE	13746327	COMPLETE OFFICE SUPPLIES PTY LTD - COS	iCity Kiosk stat/cat/clean Sup 24/25	393.06
Cheque/EFT Number 257599					4,733.57
6/02/2025	\$APINVCE	HPL124832	Hoban Recruitment Pty Ltd	Temporary Staff Civil Maintenance	2,758.93
6/02/2025	\$APINVCE	HPL124831	Hoban Recruitment Pty Ltd	CPP Technical Services Contract Labour H	1,974.64
Cheque/EFT Number 257600					10,079.39
Aboriginal United Services Pty Ltd					



Schedule of Accounts Paid - Municipal Fund

For the Period :01/02/2025-28/02/2025

Payment Date	Document Ty	Invoice Number	Payee	Payment Details	Payment Amount
6/02/2025	\$APINVCE	13920	Aboriginal United Services Pty Ltd	Staffing of CDS Depot	10,079.39
Cheque/EFT Number 257601					396.00
6/02/2025	\$APINVCE	46376	Bell Trading Trust t/as North Star Security	Access Control Reactive 24/25	396.00
Cheque/EFT Number 257602					1,522.77
6/02/2025	\$APINVCE	121702	Go Doors Pty Ltd	Auto Door Reactive Maintenance FY 24/25	757.72
6/02/2025	\$APINVCE	121836	Go Doors Pty Ltd	Auto Door Reactive Maintenance FY 24/25	252.78
6/02/2025	\$APINVCE	121791	Go Doors Pty Ltd	Auto Door Reactive Maintenance FY 24/25	512.27
Cheque/EFT Number 257603					1,617.05
6/02/2025	\$APINVCE	INV-6543	The Trustees for Epic & Tayla Trusts t/a Bonita St Mix King Street 25 kg		404.25
6/02/2025	\$APINVCE	INV-6544	The Trustees for Epic & Tayla Trusts t/a Bonita St Lid Pit Cover 710x710x70mm City Grey 308		1,212.80
Cheque/EFT Number 257604					770.00
6/02/2025	\$APINVCE	2438501	The Trustee for Northbridge Enterprises Unit Tru:Vasto 35th Sister City anniversary civic		770.00
Cheque/EFT Number 257605					190.30
6/02/2025	\$APINVCE	372707	FreshExchange Pty Ltd	FRESH FRUIT AND VEGETABLES DELIVERED TO	190.30
Cheque/EFT Number 257606					7,920.00
6/02/2025	\$APINVCE	AB-CP005	B.A Kotovski-Steele & S.A Wood t/as Acrobatch	B.A Kotovski-Steele & S.A Wood t/as Acrobatch Entertainers for Summer Lights	7,920.00
Cheque/EFT Number 257607					1,556.17
6/02/2025	\$APINVCE	148407	Office Cleaning Experts Pty Ltd t/as OCE Corporat	Planned Window Cleaning for City of Pert	1,556.17
Cheque/EFT Number 257608					7,022.97
6/02/2025	\$APINVCE	1186865	Motorola Solutions Australia Pty Limited	SUMMER NIGHTS - RADIO HIRE	7,022.97
Cheque/EFT Number 257609					4,006.02
6/02/2025	\$APINVCE	700954196	Seek Limited	Seek - Staff Recruitment	322.05
6/02/2025	\$APINVCE	700913674	Seek Limited	Seek - Staff Recruitment	3,683.97
Cheque/EFT Number 257610					3,302.86
6/02/2025	\$APINVCE	130661	On Tap Plumbing & Gas Pty Ltd	ON TAP PLUMBING - REACTIVE MAINT FY24/25	528.11
6/02/2025	\$APINVCE	129978	On Tap Plumbing & Gas Pty Ltd	ON TAP PLUMBING - REACTIVE MAINT FY24/25	94.93
6/02/2025	\$APINVCE	130683	On Tap Plumbing & Gas Pty Ltd	6 Brown Street - Drain Root Treatments a	1,677.50
6/02/2025	\$APINVCE	130659	On Tap Plumbing & Gas Pty Ltd	ON TAP PLUMBING - REACTIVE MAINT FY24/25	1,002.32
Cheque/EFT Number 257611					758.00
6/02/2025	\$APINVCE	9521	Tudor House (WA) Pty Ltd	replacement flags Council House 2 x Fla	758.00
Cheque/EFT Number 257612					2,331.00
6/02/2025	\$APINVCE	INV-8636	ATI-Mirage Training and Business Solutions Pty Lt	Microsoft Power BI - The Essentials 25-2	2,331.00
Cheque/EFT Number 257613					2,640.00
6/02/2025	\$APINVCE	DSS10339-2	Camaco Group Pty Ltd t/as Digital Surveying Solu	Hay St 2-Way - Additional Feature Survey	2,640.00
Cheque/EFT Number 257614					299,334.87
6/02/2025	\$APINVCE	42146	TTFT Gilmour Trust t/as Gilmour & Jooste Electric	Totterdell Park Lighting Renewal	115,348.83
6/02/2025	\$APINVCE	42145	TTFT Gilmour Trust t/as Gilmour & Jooste Electric	Wittenoom St Lighting - Bennett to Plain	157,735.74
6/02/2025	\$APINVCE	42164	TTFT Gilmour Trust t/as Gilmour & Jooste Electric	Xmas Projection call out	1,177.00
6/02/2025	\$APINVCE	42390	TTFT Gilmour Trust t/as Gilmour & Jooste Electric	disconnect & make safe power & data cabl	3,788.30
6/02/2025	\$APINVCE	42496	TTFT Gilmour Trust t/as Gilmour & Jooste Electric	Maintenance, Installation and Dismantlin	21,285.00
Cheque/EFT Number 257615					1,821.59
6/02/2025	\$APINVCE	INV-0087	TJ and RJ Sellick Pty Ltd t/as Lawn Doctor	turf maintenance	358.97
6/02/2025	\$APINVCE	INV-0088	TJ and RJ Sellick Pty Ltd t/as Lawn Doctor	Turf renovations	861.25
6/02/2025	\$APINVCE	INV-0089	TJ and RJ Sellick Pty Ltd t/as Lawn Doctor	Turf renovation	415.03
6/02/2025	\$APINVCE	INV-0090	TJ and RJ Sellick Pty Ltd t/as Lawn Doctor	Turf Maintenance	186.34
Cheque/EFT Number 257616					648.19
6/02/2025	\$APINVCE	561128	AMS Technology Group Pty Ltd t/as AMS Installat	AMS HVAC Reactive Maintenance FY24/25 A	648.19
Cheque/EFT Number 257617					1,290.00
6/02/2025	\$APINVCE	INV-3610	Lit Letters Pty Ltd	Perth light-up letters - City Events	1,290.00
Cheque/EFT Number 257618					1,087.90
6/02/2025	\$APINVCE	INV101833	4Park Pty Ltd t/as Forpark Australia	Swing seats, and S hooks as per quote sa	1,087.90
Cheque/EFT Number 257619					31,394.00
6/02/2025	\$APINVCE	189912	APP Corporation Pty Ltd The APP Group	LPS3 Development Incentives	31,394.00
Cheque/EFT Number 257620					41,385.65
6/02/2025	\$APINVCE	1215627AA	Newground Water Services Pty Ltd	Waterbank Transfer Line	41,385.65
Cheque/EFT Number 257621					5,250.00
6/02/2025	\$APINVCE	FT-1214	TTFT Eastern Promenade Unit Trust t/as The Reveley Bar		5,250.00
Cheque/EFT Number 257622					16,084.75
6/02/2025	\$APINVCE	1522	Wildlings Creative Pty Ltd	2025 Christmas TVC - first shoot costs	16,084.75
Cheque/EFT Number 257623					495.00
6/02/2025	\$APINVCE	INV-0579	Joel Shen-Ren Eber t/as UBIQ Visuals	Fringe x Perth Town Hall social media vi	495.00
Cheque/EFT Number 257624					500.00
6/02/2025	\$APINVCE	1036	Georgia Leanne Wiley t/as The Social Connection	Twilight food market social video	500.00
Cheque/EFT Number 257625					550.00
6/02/2025	\$APINVCE	397499	Bus Hire Comparison Pty Ltd t/as CoachHire.com.au		550.00
Cheque/EFT Number 257626					121.00
6/02/2025	\$APINVCE	0004293	Brightmark Group Pty Ltd	BRASS ON THE GRASS - CLEANING	121.00
Cheque/EFT Number 257627					198.00
6/02/2025	\$APINVCE	INV3305	Auslan Stage Left	Overtime payment - Nativity Auslan servi	198.00



Schedule of Accounts Paid - Municipal Fund

For the Period :01/02/2025-28/02/2025

Payment Date	Document Ty	Invoice Number	Payee	Payment Details	Payment Amount
Cheque/EFT Number 257628					4,950.00
6/02/2025	\$APINVCE	INV-GEHLPL-02	TTFT BA Wood-Gush Family Trust t/as Insight Urbanisim P/L	TTFT BA Wood-Gush Family Trust t/as Insight Urk Towards 2036 - Public Life Study Survey	4,950.00
Cheque/EFT Number 257629					22,359.91
6/02/2025	\$APINVCE	INV-47995	QTM Pty Ltd t/as QTM Traffic	QTM Pty Ltd t/as QTM Traffic	22,359.91
Cheque/EFT Number 257630					6,875.00
6/02/2025	\$APINVCE	96273	All Flags and Signs Pty Ltd	All Flags and Signs Pty Ltd	6,875.00
Cheque/EFT Number 257631					99.26
6/02/2025	\$APINVCE	4038274165	Boc Gases Australia Ltd	Boc Gases Australia Ltd	99.26
Cheque/EFT Number 257632					3,421.70
6/02/2025	\$APINVCE	INV-0063	The Trustee for GNW Family Trust t/as Trackside Bakery	The Trustee for GNW Family Trust t/as Trackside Bread and Bread Rolls Supplied to Citipl	3,421.70
Cheque/EFT Number 257633					50,719.67
6/02/2025	\$APINVCE	2949147	CBRE (C) Pty Ltd as Agents for ISPT Pty Ltd	CBRE (C) Pty Ltd as Agents for ISPT Pty Ltd	50,719.67
Cheque/EFT Number 257634					2,475.00
6/02/2025	\$APINVCE	INV-0067	Australian Sports Technologies Network Ltd	Australian Sports Technologies Network Ltd	2,475.00
Cheque/EFT Number 257635					1,540.00
6/02/2025	\$APINVCE	200125	Olivia Louise Monte t/as Olive Cheng Art	Olivia Louise Monte t/as Olive Cheng Art	1,540.00
Cheque/EFT Number 257636					1,672.44
6/02/2025	\$APINVCE	SI-00036965	Trugrade Pty Ltd	Trugrade Pty Ltd	1,672.44
Cheque/EFT Number 257637					1,320.00
6/02/2025	\$APINVCE	20022025	Sophie Hirt (See you Shine Photography)	Sophie Hirt (See you Shine Photography)	1,320.00
Cheque/EFT Number 257638					6,380.00
6/02/2025	\$APINVCE	INV-0059	Twelve Islands Consulting Pty Ltd t/as 12IC	Twelve Islands Consulting Pty Ltd t/as 12IC	6,380.00
Cheque/EFT Number 257639					3,300.00
6/02/2025	\$APINVCE	00001059	TranSafe.com Inc t/as Transafe WA	TranSafe.com Inc t/as Transafe WA	3,300.00
Cheque/EFT Number 257640					3,773.00
6/02/2025	\$APINVCE	INV-1260	Kelleway Whelan Holdings Pty Ltd t/as Perth is OK	Kelleway Whelan Holdings Pty Ltd t/as Perth is O NORTHBRIDGE TREASURE TRAIL - PERTH IS OK	3,773.00
Cheque/EFT Number 257641					6,902.00
6/02/2025	\$APINVCE	2C2M67	Avonward Pty Ltd t/as Bells Functions	Avonward Pty Ltd t/as Bells Functions	6,902.00
Cheque/EFT Number 257642					137.50
6/02/2025	\$APINVCE	364906	TTFT Maward Unit Trust t/as Vanguard Visual	TTFT Maward Unit Trust t/as Vanguard Visual	137.50
Cheque/EFT Number 257643					389.00
6/02/2025	\$APINVCE	032	Isobel Karen Bevis	Isobel Karen Bevis	389.00
Cheque/EFT Number 257644					10,251.20
6/02/2025	\$APINVCE	271632	Christopher Philip Sellings	Christopher Philip Sellings	10,251.20
Cheque/EFT Number 257645					3.60
6/02/2025	\$APINVCE	111224	Julie Baynes	Julie Baynes	3.60
Cheque/EFT Number 257646					1,377.21
6/02/2025	\$APINVCE	2404/00169524	BUNNINGS BUILDING SUPPLIES P/L	BUNNINGS BUILDING SUPPLIES P/L	785.69
6/02/2025	\$APINVCE	2404/01307124	BUNNINGS BUILDING SUPPLIES P/L	BUNNINGS BUILDING SUPPLIES P/L	140.76
6/02/2025	\$APINVCE	2010/01244378	BUNNINGS BUILDING SUPPLIES P/L	BUNNINGS BUILDING SUPPLIES P/L	173.76
6/02/2025	\$APINVCE	2404/99896260	BUNNINGS BUILDING SUPPLIES P/L	BUNNINGS BUILDING SUPPLIES P/L	277.00
Cheque/EFT Number 257647					472.20
6/02/2025	\$APINVCE	25079624P2501	CABCHARGE AUSTRALIA PTY LTD	CABCHARGE AUSTRALIA PTY LTD	472.20
Cheque/EFT Number 257648					20,343.75
6/02/2025	\$APINVCE	A060897	Choiceone Pty Ltd	Choiceone Pty Ltd	3,248.19
6/02/2025	\$APINVCE	A060895	Choiceone Pty Ltd	Choiceone Pty Ltd	11,066.21
6/02/2025	\$APINVCE	A060896	Choiceone Pty Ltd	Choiceone Pty Ltd	2,115.92
6/02/2025	\$APINVCE	A060898	Choiceone Pty Ltd	Choiceone Pty Ltd	1,463.28
6/02/2025	\$APINVCE	A060899	Choiceone Pty Ltd	Choiceone Pty Ltd	1,463.28
6/02/2025	\$APINVCE	A060900	Choiceone Pty Ltd	Choiceone Pty Ltd	986.87
Cheque/EFT Number 257649					28,756.38
6/02/2025	\$APINVCE	10196	CITY OF STIRLING	CITY OF STIRLING	28,756.38
Cheque/EFT Number 257650					23,431.10
6/02/2025	\$APINVCE	INV-42221	CLASSIC TREE SERVICES	CLASSIC TREE SERVICES	853.06
6/02/2025	\$APINVCE	INV-42198	CLASSIC TREE SERVICES	CLASSIC TREE SERVICES	1,364.88
6/02/2025	\$APINVCE	INV-42208	CLASSIC TREE SERVICES	CLASSIC TREE SERVICES	772.04
6/02/2025	\$APINVCE	INV-42195	CLASSIC TREE SERVICES	CLASSIC TREE SERVICES	20,441.12
Cheque/EFT Number 257651					1,109.52
6/02/2025	\$APINVCE	1656166	David Gray & Co Pty Limited	David Gray & Co Pty Limited	383.52
6/02/2025	\$APINVCE	1656169	David Gray & Co Pty Limited	David Gray & Co Pty Limited	726.00
Cheque/EFT Number 257652					2,188.53
6/02/2025	\$APINVCE	400573	LANDGATE	LANDGATE	2,188.53
Cheque/EFT Number 257653					5,912.00
6/02/2025	\$APINVCE	INV-10849	Perth Region Tourism Organisation Inc t/as Destination Perth	Perth Region Tourism Organisation Inc t/as Destii Australian Tourism Exchange 2025	5,912.00
Cheque/EFT Number 257654					1,124.42
6/02/2025	\$APINVCE	WSI009877	HEAVY AUTOMATICS	HEAVY AUTOMATICS	1,124.42
Cheque/EFT Number 257655					16,577.58
6/02/2025	\$APINVCE	42945	JASON SIGNMAKERS	JASON SIGNMAKERS	226.23
6/02/2025	\$APINVCE	44100	JASON SIGNMAKERS	JASON SIGNMAKERS	2,110.10



Schedule of Accounts Paid - Municipal Fund

For the Period :01/02/2025-28/02/2025

Payment Date	Document Ty	Invoice Number	Payee	Payment Details	Payment Amount
6/02/2025	\$APINVCE	44099	JASON SIGNMAKERS	City of Perth Parking Rebranding Project	5,127.41
6/02/2025	\$APINVCE	44096	JASON SIGNMAKERS	City of Perth Parking Rebranding Project	9,113.84
Cheque/EFT Number 257656					49,996.89
6/02/2025	\$APINVCE	SINV-050040	MINDARIE REGIONAL COUNCIL	Landfill Tipping Fees 2024/2025	50,957.09
6/02/2025	\$APCREDIT	SCR-04133	MINDARIE REGIONAL COUNCIL	MINDARIE REGION	-960.20
Cheque/EFT Number 257657					264.65
6/02/2025	\$APINVCE	98162770	Rentokil Initial Pty Ltd t/as Ambius Indoor Plants, Initial Hygiene & Rentokil P	Rentokil Initial Pty Ltd t/as Ambius Indoor Plants, SANITARY/SYRINGE SERVICES VARIOUS SITES	448.24
6/02/2025	\$APCREDIT	98158349	Rentokil Initial Pty Ltd t/as Ambius Indoor Plants, Rentokil Initia		-183.59
Cheque/EFT Number 257658					2,165.51
6/02/2025	\$APINVCE	17136385	RSEA PTY LTD	Two sets of new Employee Uniforms, 10117	616.12
6/02/2025	\$APINVCE	17165791	RSEA PTY LTD	Safety work boots for Parks unit team me	165.00
6/02/2025	\$APINVCE	17207835	RSEA PTY LTD	2024/25 Uniform Allocation - Safety Boot	161.70
6/02/2025	\$APINVCE	17215923	RSEA PTY LTD	Safety Shoes for dayshift WAC	140.80
6/02/2025	\$APINVCE	17215123	RSEA PTY LTD	Safety Shoe for WAC dayshift	163.90
6/02/2025	\$APINVCE	17207461	RSEA PTY LTD	Trial of Maxi Flex Gloves for Depot Mech	113.34
6/02/2025	\$APINVCE	17101570	RSEA PTY LTD	Safety Boots for New Heavy Duty Mechanic	487.85
6/02/2025	\$APINVCE	17207822	RSEA PTY LTD	2024/25 Uniform Allocation Safety Boots	151.80
6/02/2025	\$APINVCE	17207800	RSEA PTY LTD	2024/25 Uniform Allocation Safety Boots	165.00
Cheque/EFT Number 257659					1,595.00
6/02/2025	\$APINVCE	62226	Phillip Warren Scott t/as Scott & Associates	Structural Sign Off - Australia Day 2025	1,595.00
Cheque/EFT Number 257660					4,267.06
6/02/2025	\$APINVCE	413413027	TOTAL EDEN PTY LTD T/AS Nutrien Water	Bore saver, node and parts	3,242.24
6/02/2025	\$APINVCE	413413002	TOTAL EDEN PTY LTD T/AS Nutrien Water	Specialty nozzles	186.45
6/02/2025	\$APINVCE	413461315	TOTAL EDEN PTY LTD T/AS Nutrien Water	Octave flow meter pulse kit	201.66
6/02/2025	\$APINVCE	413460877	TOTAL EDEN PTY LTD T/AS Nutrien Water	Nozzle Rainbird 15H, Nozzle Hunter MP2000	1,428.35
6/02/2025	\$APCREDIT	413413021	TOTAL EDEN PTY LTD T/AS Nutrien Water	TOTAL EDEN WATE	-2,082.45
6/02/2025	\$APCREDIT	413413000	TOTAL EDEN PTY LTD T/AS Nutrien Water	TOTAL EDEN WATE	-104.54
6/02/2025	\$APINVCE	413443659	TOTAL EDEN PTY LTD T/AS Nutrien Water	Sprinkler RainBird 1806-sam	778.25
6/02/2025	\$APINVCE	413442097	TOTAL EDEN PTY LTD T/AS Nutrien Water	Sprinkler I20 4" & Rainbird 12H nozzle	617.10
Cheque/EFT Number 257661					138.45
6/02/2025	\$APCREDIT	136006*135	T QUIP	T QUIP	-360.43
6/02/2025	\$APINVCE	136007 #32	T QUIP	Assorted Spares Parts for Parks Larger M	271.78
6/02/2025	\$APINVCE	135914 #32	T QUIP	Assorted Spares Parts for Parks Larger M	227.10
Cheque/EFT Number 257662					4,652.71
6/02/2025	\$APINVCE	9383097	Wormald Australia Pty Ltd	FIRE SERVICES REACTIVE MAINTENANCE 24/25	3,701.21
6/02/2025	\$APINVCE	9383636	Wormald Australia Pty Ltd	FIRE SERVICES REACTIVE MAINTENANCE 24/25	253.00
6/02/2025	\$APINVCE	9383192	Wormald Australia Pty Ltd	FIRE SERVICES REACTIVE MAINTENANCE 24/25	698.50
Cheque/EFT Number 257663					516.00
6/02/2025	\$APINVCE	FAFONSO051224	filomeno Afonso	Security&Crowd Controller Licence Afonso	516.00
Cheque/EFT Number 257664					1,172.76
6/02/2025	\$APINVCE	BPC2024/800	Trayd Australia Pty Ltd	Refund BSL/CTF Fee- 49-59 St Georges Tce	1,172.76
Cheque/EFT Number 257665					200.00
6/02/2025	\$APINVCE	SPRIME150125	Steven Prime	Employee Recognition- Steven Prime	200.00
Cheque/EFT Number 257666					99.00
6/02/2025	\$APINVCE	PT2025/2	Josephine Salhab	Incorrect Permit App-Drug Free Ambassado	99.00
Cheque/EFT Number 257667					160.00
6/02/2025	\$APINVCE	RWILLIAMS240125	Rich Williams	Healthy Life Style - Florent X Combe	160.00
Cheque/EFT Number 257668					160.00
6/02/2025	\$APINVCE	CEUSTASIE290125	Corinne Eustasie	Healthy Life Style - Corinne Eustasie	160.00
Cheque/EFT Number 257669					110.10
6/02/2025	\$APINVCE	JWINNETT310125	Jenelle Winnett	Sunscreen Spray-Jenelle Winnett	110.10
Cheque/EFT Number 257670					1,000.00
6/02/2025	\$APINVCE	39948	Laura Harris	Bond Refund - Town Hall -Laura Harris	1,000.00
Cheque/EFT Number 257671					2,550.00
6/02/2025	\$APINVCE	1078864	Adnan Afridi	Refund Overpayment-119 Brown Street, EAS	2,550.00
Cheque/EFT Number 257672					2,142.00
6/02/2025	\$APINVCE	505659	Perth Property Management WA	Refund Overpayment-Perth Property Manage	2,142.00
Cheque/EFT Number 257673					217.40
6/02/2025	\$APINVCE	EV2024/357	Ernst & Young Services Pty Ltd	EY Family Christmas Party 2024	217.40
Cheque/EFT Number 257674					150.00
6/02/2025	\$APINVCE	GSMITH03022025	Greg Smith	Ranger Keys -Greg Smith	150.00
Cheque/EFT Number 257675					281.65
6/02/2025	\$APINVCE	ADMIN@BDEMO.COM.AU	Brajovich Demolition & Salvage (WA) Pty	Incorrect Application24-28 Coolgardie St	281.65
Cheque/EFT Number 257676					89.95
6/02/2025	\$APINVCE	GGIBLETT240125	GRAEME GIBLETT	Foot Care Management-GRAEME GIBLETT	89.95
Cheque/EFT Number 257677					147.00
6/02/2025	\$APINVCE	DA2024/5473	National Trust WA	App not determined by COP-2 Bronte St	147.00
Cheque/EFT Number 257678					30,287.20
13/02/2025	\$APINVCE	01072482	CTIS PTY LTD	Cash Collection from Car park and On-Str	3,280.20



Schedule of Accounts Paid - Municipal Fund

For the Period :01/02/2025-28/02/2025

Payment Date	Document Ty	Invoice Number	Payee	Payment Details	Payment Amount
13/02/2025	\$APINVCE	01072494	CTIS PTY LTD	Ticket Machine Cash Hopper Monthly Audit	3,085.50
13/02/2025	\$APINVCE	01072476	CTIS PTY LTD	Cash Collection from Car park and On-Str	3,001.90
13/02/2025	\$APINVCE	01072552	CTIS PTY LTD	Cash Supply for Cash Redemption Machine	20,000.00
13/02/2025	\$APINVCE	01072495	CTIS PTY LTD	Banking Collection Services for Finance	302.50
13/02/2025	\$APINVCE	01072496	CTIS PTY LTD	Cash collection fee for Citiplace Rest C	290.40
13/02/2025	\$APINVCE	01072497	CTIS PTY LTD	Service Charge for Supplying Cash to the	326.70
Cheque/EFT Number 257679					783,200.00
13/02/2025	\$APINVCE	00003259	CARDILE INTERNATIONAL FIREWORKS	Fireworks Creative 2024/25 Season	783,200.00
Cheque/EFT Number 257680					859.76
13/02/2025	\$APINVCE	732933	JG Abberton & Others t/as Lavan	Legal Services - Extension of NAB -Roe S	859.76
Cheque/EFT Number 257681					18,324.74
13/02/2025	\$APINVCE	29870	Sullivan Commercial Pty Ltd t/as McGees Propert Power charges 2024-25		7,016.05
13/02/2025	\$APINVCE	29871	Sullivan Commercial Pty Ltd t/as McGees Propert Power charges 2024-25		11,308.69
Cheque/EFT Number 257682					5,063.69
13/02/2025	\$APINVCE	165428728.MAL	BIDFOOD WA PTY LTD	BIDFOOD - SUPPLY OF FOOD AND BEVERAGES T	1,326.18
13/02/2025	\$APINVCE	165416786.MAL	BIDFOOD WA PTY LTD	BIDFOOD - SUPPLY OF FOOD AND BEVERAGES T	1,405.47
13/02/2025	\$APINVCE	165441491.MAL	BIDFOOD WA PTY LTD	BIDFOOD - SUPPLY OF FOOD AND BEVERAGES T	1,093.59
13/02/2025	\$APINVCE	165441490.MAL	BIDFOOD WA PTY LTD	BIDFOOD - SUPPLY OF FOOD AND BEVERAGES T	121.00
13/02/2025	\$APINVCE	165385368.MAL	BIDFOOD WA PTY LTD	BIDFOOD - SUPPLY OF FOOD AND BEVERAGES T	1,117.45
Cheque/EFT Number 257683					277.24
13/02/2025	\$APINVCE	1245999	TTF Giant Autos Unit Trust t/a Osborne Park Niss	Air Filters for EV Servicing	277.24
Cheque/EFT Number 257684					10,193.70
13/02/2025	\$APINVCE	2025/1	Art Deco Society of Western Australia Incorporat	Boorloo Heritage Festival - Art Deco and	10,193.70
Cheque/EFT Number 257685					4,856.50
13/02/2025	\$APINVCE	00011548	TANKS FOR HIRE	Water Bubbler Hire - Australia Day 2025	4,856.50
Cheque/EFT Number 257686					503.93
13/02/2025	\$APINVCE	41939	MATRIX PRODUCTIONS	Stage Rise Drape for Summer Nights Produ	503.93
Cheque/EFT Number 257687					154.00
13/02/2025	\$APINVCE	54419	AIBS WA CHAPTER	Training - Evidence Gathering/Interview	154.00
Cheque/EFT Number 257688					782.20
13/02/2025	\$APINVCE	52266314	NESPRESSO	Nespresso - Lvl 7 A/c 2065294 - FY24/25	782.20
Cheque/EFT Number 257689					7,420.53
13/02/2025	\$APINVCE	PI150051	DATA 3	IT contractor onsite at library with Tec	1,980.00
13/02/2025	\$APINVCE	SIN000265902	DATA 3	Microsoft Dataverse Capacity 120GB From	5,440.53
Cheque/EFT Number 257690					1,450.00
13/02/2025	\$APINVCE	3474	WAHS Unit Trust t/as WA Hospitality Supply	Stemless Small Wine & Stemless Flute gla	1,450.00
Cheque/EFT Number 257691					569.72
13/02/2025	\$APINVCE	8067247689	TK Elevator Australia Pty Ltd	Vertical transport reactive maint. 24/25	569.72
Cheque/EFT Number 257692					30,669.10
13/02/2025	\$APINVCE	4120	ENVIROPATH PTY LTD T/ AS SPOT'S ALL SURFACE CLEANING	Planned Car Park Degreasing Contract 10	30,669.10
Cheque/EFT Number 257693					1,785.47
13/02/2025	\$APINVCE	P3810035	ATOM SUPPLY	Paint marking out Blue, Cooler Jug 5L w/	1,533.09
13/02/2025	\$APINVCE	P3809040	ATOM SUPPLY	Paint spray 350g FLAT Black 90688033	252.38
Cheque/EFT Number 257694					7,700.00
13/02/2025	\$APINVCE	10741628	O'BRIEN HARROP ACCESS PTY LTD	James Street - Access Consultant	7,700.00
Cheque/EFT Number 257695					440.00
13/02/2025	\$APINVCE	1185	BOTANICAL BLOOMS	Vasto Reception - floral arrangements -	440.00
Cheque/EFT Number 257696					71,662.02
13/02/2025	\$APINVCE	240130	ACCESS BRICKPAVING CO	Speed hump upgrade Fairway / Avenue	21,767.60
13/02/2025	\$APINVCE	310136	ACCESS BRICKPAVING CO	Scheduled Footpath Maintenance program i	10,181.99
13/02/2025	\$APINVCE	310138	ACCESS BRICKPAVING CO	Scheduled Footpath Maintenance program i	18,337.23
13/02/2025	\$APINVCE	310137	ACCESS BRICKPAVING CO	Gully and Manhole Lid Replacement at She	20,880.20
13/02/2025	\$APINVCE	240126	ACCESS BRICKPAVING CO	EXCAVATION FOR SISTER CITY TREE PLANTING	495.00
Cheque/EFT Number 257697					523.60
13/02/2025	\$APINVCE	00030040	Sunny Industrial Brushware	Annual Sweeper Brush Blanket Order for 3	523.60
Cheque/EFT Number 257698					1,386.66
13/02/2025	\$APINVCE	3498591	SONIC HEALTHPLUS PTY LTD	Recruitment PreEmployment Medical Servic	462.22
13/02/2025	\$APINVCE	3500721	SONIC HEALTHPLUS PTY LTD	Recruitment PreEmployment Medical Servic	462.22
13/02/2025	\$APINVCE	3497051	SONIC HEALTHPLUS PTY LTD	Recruitment PreEmployment Medical Servic	462.22
Cheque/EFT Number 257699					4,197.01
13/02/2025	\$APINVCE	18597	EOS ELECTRICAL	2024/2025 Banner Installation and Remova	4,197.01
Cheque/EFT Number 257700					1,715.91
13/02/2025	\$APINVCE	00020373	Drainflow Services Pty Ltd	Forrest Place Loading Dock Fortnightly D	1,715.91
Cheque/EFT Number 257701					566.52
13/02/2025	\$APINVCE	1-00099298	Forch Australia Pty Ltd	MISC S/S Fittings (Screw, Nuts, Bolts &	445.63
13/02/2025	\$APINVCE	1-00099311	Forch Australia Pty Ltd	MISC S/S Fittings (Screw, Nuts, Bolts &	120.89
Cheque/EFT Number 257702					1,771.00
13/02/2025	\$APINVCE	94277	The Trustee for Mark Digital Print Unit Trust t/as Reported Vehicle Stickers		1,771.00
Cheque/EFT Number 257703					16,484.60
TECHNICAL SERVICES GROUP					



Schedule of Accounts Paid - Municipal Fund

For the Period :01/02/2025-28/02/2025

Payment Date	Document Ty	Invoice Number	Payee	Payment Details	Payment Amount
13/02/2025	\$APINVCE	INV-00004026	TECHNICAL SERVICES GROUP	Break/Fix Repairs Public WIFI for 2024-2	2,387.00
13/02/2025	\$APINVCE	INV-00004027	TECHNICAL SERVICES GROUP	Break/Fix Repairs Public WIFI for 2024-2	660.00
13/02/2025	\$APINVCE	INV-00004025	TECHNICAL SERVICES GROUP	Break/Fix Repairs Public WIFI for 2024-2	774.40
13/02/2025	\$APINVCE	INV-00004028	TECHNICAL SERVICES GROUP	Public WIFI Hardware	12,663.20
Cheque/EFT Number 257704			Greenlite Electrical Contractors Pty Ltd		2,636.00
13/02/2025	\$APINVCE	18925	Greenlite Electrical Contractors Pty Ltd	Wellington sq water playground censor sw	2,636.00
Cheque/EFT Number 257705			THE WALLEYSTACK FAMILY TRUST		68,820.40
13/02/2025	\$APINVCE	250128-1	THE WALLEYSTACK FAMILY TRUST	BIRAK CONCERT 2025	68,820.40
Cheque/EFT Number 257706			Sydel Nominees t/as Imagesource Digital Solution		2,888.60
13/02/2025	\$APINVCE	476604	Sydel Nominees t/as Imagesource Digital Solution	Sydel Nominees t/as Imagesource Digital Solution NEW YEARS EVE 2024 - SIGNAGE/PRINTING	2,057.00
13/02/2025	\$APINVCE	476216	Sydel Nominees t/as Imagesource Digital Solution	Sydel Nominees t/as Imagesource Digital Solution Display Board for PrideFEST 2024 Fairday	269.50
13/02/2025	\$APINVCE	476836	Sydel Nominees t/as Imagesource Digital Solution	Sydel Nominees t/as Imagesource Digital Solution Waste Signage	347.60
13/02/2025	\$APINVCE	476824	Sydel Nominees t/as Imagesource Digital Solution	Sydel Nominees t/as Imagesource Digital Solution Sunset Sounds Signage	214.50
Cheque/EFT Number 257707			LIGHTSPEED COMMUNICATIONS AUSTRALIA PTY LTD t/as LIGHTSPEED		17,215.18
13/02/2025	\$APINVCE	89523	LIGHTSPEED COMMUNICATIONS AUSTRALIA PTY LTD	Removal of damaged camera pole camera #1	6,053.30
13/02/2025	\$APINVCE	89512	LIGHTSPEED COMMUNICATIONS AUSTRALIA PTY LTD	Break/fix repairs to the City's fibre an	6,728.22
13/02/2025	\$APINVCE	89521	LIGHTSPEED COMMUNICATIONS AUSTRALIA PTY LTD	Replace camera arm for camera #31 on Mur	1,408.66
13/02/2025	\$APINVCE	89510	LIGHTSPEED COMMUNICATIONS AUSTRALIA PTY LTD	check power cabinet in ECU building	1,452.00
13/02/2025	\$APINVCE	89511	LIGHTSPEED COMMUNICATIONS AUSTRALIA PTY LTD	restore power to cameras 36/37 Murray ST	968.00
13/02/2025	\$APINVCE	89507	LIGHTSPEED COMMUNICATIONS AUSTRALIA PTY LTD	inspect the pole for camera #787 (Aberde	605.00
Cheque/EFT Number 257708			PREMIER WORKPLACE SOLUTIONS		2,158.75
13/02/2025	\$APINVCE	182639	PREMIER WORKPLACE SOLUTIONS	Supply Bollards 50 x Traffic Cone with	2,158.75
Cheque/EFT Number 257709			AUSWEST COOLROOM HIRE		660.00
13/02/2025	\$APINVCE	8999	AUSWEST COOLROOM HIRE	Icewell Hire 26th Jan	660.00
Cheque/EFT Number 257710			Seaport Nominees Pty Ltd t/as Discus Print & Signage		6,880.50
13/02/2025	\$APINVCE	00040424	Seaport Nominees Pty Ltd t/as Discus Print & Signage	Seaport Nominees Pty Ltd t/as Discus Print & Signage SHINE banner production	6,880.50
Cheque/EFT Number 257711			CNW PTY LTD T/AS CNW ELECTRICAL WHOLESALE & ENERGY SOLUTIONS		45.30
13/02/2025	\$APINVCE	118487504	CNW PTY LTD T/AS CNW ELECTRICAL WHOLESALE	CNW - Concrete Comms pit lid	45.30
Cheque/EFT Number 257712			Constable Care Child Safety Foundation Inc		11,990.00
13/02/2025	\$APINVCE	INV-1824	Constable Care Child Safety Foundation Inc	Lost Persons/Kids Post Aus Day	11,990.00
Cheque/EFT Number 257713			DATALINE VISUAL LINK PTY LTD		4,098.21
13/02/2025	\$APINVCE	58814	DATALINE VISUAL LINK PTY LTD	Reactive CCTV Maintenance 24/25 FY	131.24
13/02/2025	\$APINVCE	58807	DATALINE VISUAL LINK PTY LTD	Reactive CCTV Maintenance 24/25 FY	131.24
13/02/2025	\$APINVCE	58806	DATALINE VISUAL LINK PTY LTD	Reactive CCTV Maintenance 24/25 FY	131.24
13/02/2025	\$APINVCE	58804	DATALINE VISUAL LINK PTY LTD	Reactive CCTV Maintenance 24/25 FY	196.87
13/02/2025	\$APINVCE	58803	DATALINE VISUAL LINK PTY LTD	Reactive CCTV Maintenance 24/25 FY	451.51
13/02/2025	\$APINVCE	58817	DATALINE VISUAL LINK PTY LTD	Reactive CCTV Maintenance 24/25 FY	196.87
13/02/2025	\$APINVCE	58813	DATALINE VISUAL LINK PTY LTD	Removal of CCTV Equipment from Concert H	2,728.00
13/02/2025	\$APINVCE	58808	DATALINE VISUAL LINK PTY LTD	Reactive CCTV Maintenance 24/25 FY	131.24
Cheque/EFT Number 257714			Electricity Generation & Retail Corporation - Synergy		9,814.37
13/02/2025	\$APINVCE	2050332548	Electricity Generation & Retail Corporation	Syne Lot 9003 Hay St, West Perth WA 6005	248.16
13/02/2025	\$APINVCE	2050332211	Electricity Generation & Retail Corporation	Syne 339 Wellington St, Perth WA 6000	1,556.03
13/02/2025	\$APINVCE	2054320658	Electricity Generation & Retail Corporation	Syne 83 Royal St, East Perth WA 6004	3,179.11
13/02/2025	\$APINVCE	2026345716	Electricity Generation & Retail Corporation	Syne Lot 8178 Parkway, Nedlands WA 6009	632.06
13/02/2025	\$APINVCE	2030335787	Electricity Generation & Retail Corporation	Syne 2 Linwood Ct, Osborne Park WA 6017	4,199.01
Cheque/EFT Number 257715			Event Staff Pty Ltd		21,730.50
13/02/2025	\$APINVCE	INV-0112	Event Staff Pty Ltd	Cleaning Crew for Australia Day Event	21,730.50
Cheque/EFT Number 257716			BLACKWOODS ATKINS		209.51
13/02/2025	\$APINVCE	SI10267056	BLACKWOODS ATKINS	Insect Spray Morten Fast Knockdown 300g	209.51
Cheque/EFT Number 257717			TLS Productions Pty Ltd		30,351.75
13/02/2025	\$APINVCE	INV-16299	TLS Productions Pty Ltd	Production NYE	30,351.75
Cheque/EFT Number 257718			MOW MASTER TURF EQUIPMENT		295.25
13/02/2025	\$APINVCE	00069472	MOW MASTER TURF EQUIPMENT	Sharpen & Set Blades for Parks Cylinder	295.25
Cheque/EFT Number 257719			MULTI FIX WA		241.74
13/02/2025	\$APINVCE	5831744	MULTI FIX WA	Supplies for current projects	120.63
13/02/2025	\$APINVCE	5831745	MULTI FIX WA	Supplies for current projects	121.11
Cheque/EFT Number 257720			AUSTRALIA POST(604917)		1.90
13/02/2025	\$APINVCE	1013786827	AUSTRALIA POST(604917)	Postage charges January 2025	1.90
Cheque/EFT Number 257721			AUSTRALIA POST(677495)		5,228.28
13/02/2025	\$APINVCE	1013787743	AUSTRALIA POST(677495)	Postages Charges January 2025	5,228.28
Cheque/EFT Number 257722			Quantum Building Services		715.00
13/02/2025	\$APINVCE	00006824	Quantum Building Services	QBS BUILDING MAINTENANCE - 24/25FY GENE	715.00
Cheque/EFT Number 257723			Woolworths Group Limited		1,030.19
13/02/2025	\$APCREDIT	TI-01E8D-1	Woolworths Group Limited	Woolworths Grou	-20.90
13/02/2025	\$APINVCE	TI-01E8D-17904C	Woolworths Group Limited	LM / CRs refreshment supplies: NO GST	214.85
13/02/2025	\$APINVCE	TI-01E8D-17904B	Woolworths Group Limited	LM / CRs refreshment supplies: NO GST	359.21
13/02/2025	\$APINVCE	TI-01E8D-17904A	Woolworths Group Limited	Australia Day Activation Giveaway's	477.03
Cheque/EFT Number 257724			BROWNES FOODS OPERATIONS PTY LTD		130.68
13/02/2025	\$APINVCE	18228252	BROWNES FOODS OPERATIONS PTY LTD	Brownes Milk supply for Depot 2024/2025	130.68



Schedule of Accounts Paid - Municipal Fund

For the Period :01/02/2025-28/02/2025

Payment Date	Document Ty	Invoice Number	Payee	Payment Details	Payment Amount
Cheque/EFT Number 257725					5,094.00
13/02/2025	\$APINVCE	7170353	AUSTRALIAN INSTITUTE OF MANAGEMENT - AIM	AUSTRALIAN INSTITUTE OF MANAGEMENT - AIM Applied Project Management Training	1,698.00
13/02/2025	\$APINVCE	7170351	AUSTRALIAN INSTITUTE OF MANAGEMENT - AIM	AUSTRALIAN INSTITUTE OF MANAGEMENT - AIM Applied Project Management Training	1,698.00
13/02/2025	\$APINVCE	7170352	AUSTRALIAN INSTITUTE OF MANAGEMENT - AIM	AUSTRALIAN INSTITUTE OF MANAGEMENT - AIM Applied Project Management Training	1,698.00
Cheque/EFT Number 257726					1,455.47
13/02/2025	\$APINVCE	237436	GLOBAL SPILL CONTROL PTY LTD	GLOBAL SPILL - FENCE BOOM - LAKE VASTO.	1,455.47
Cheque/EFT Number 257727					2,631.29
13/02/2025	\$APINVCE	PSI042172	Iconic Property Services Pty Ltd	CAT 1 REACTIVE CLEANING MAINT--FY24/25 P	1,034.00
13/02/2025	\$APINVCE	PSI041842	Iconic Property Services Pty Ltd	Daily Cleaning for PTH - Fringe World 20	1,597.29
Cheque/EFT Number 257728					45,628.28
13/02/2025	\$APINVCE	511994	AE Hoskins & Sons	Supreme Court Gardens Toilets Refurbishm	45,072.17
13/02/2025	\$APINVCE	511745	AE Hoskins & Sons	AE HOSKINS & SONS REACTIVE MAINTENANCE	556.11
Cheque/EFT Number 257729					424.60
13/02/2025	\$APINVCE	INV-12623	MICKTRIC EVENTS	Form 5 Sign Off - Australia Day 2025	424.60
Cheque/EFT Number 257730					7,986.00
13/02/2025	\$APINVCE	INV093978	CSE Crosscom Pty Ltd	Fire Wardens and PPM Radio Units License	423.50
13/02/2025	\$APINVCE	INV093980	CSE Crosscom Pty Ltd	PTH Radios	60.50
13/02/2025	\$APINVCE	INV093977	CSE Crosscom Pty Ltd	Rangers two way hire 24/25 FY	242.00
13/02/2025	\$APINVCE	INV093974	CSE Crosscom Pty Ltd	Community Health Two Way Radio Hire 24/2	60.50
13/02/2025	\$APINVCE	INV093981	CSE Crosscom Pty Ltd	Two- Way Radios for On Street Parking FY	2,541.00
13/02/2025	\$APINVCE	INV093971	CSE Crosscom Pty Ltd	Citywatch Two Way Hire 24/25	1,058.75
13/02/2025	\$APINVCE	INV094010	CSE Crosscom Pty Ltd	Activity Approvals Two Way Radio Hire 24	60.50
13/02/2025	\$APINVCE	INV093996	CSE Crosscom Pty Ltd	Community Safety two way hire 23/24 FY	90.75
13/02/2025	\$APINVCE	INV093976	CSE Crosscom Pty Ltd	iCity Kiosk Two way Radios 24/25	90.75
13/02/2025	\$APINVCE	INV093973	CSE Crosscom Pty Ltd	Two Way Radios Off Street Parking FY24/2	635.25
13/02/2025	\$APINVCE	INV093972	CSE Crosscom Pty Ltd	Two Way Radio 2024/2025	1,966.25
13/02/2025	\$APINVCE	INV093979	CSE Crosscom Pty Ltd	Citiplace Rest Centre - Two way radio re	30.25
13/02/2025	\$APINVCE	INV093886	CSE Crosscom Pty Ltd	2 Way Radios for Parks FY24/25	726.00
Cheque/EFT Number 257731					371.00
13/02/2025	\$HRPAYJNL	EF 7/02/2025	AUSTRALIAN SERVICES UNION	Australian Services Union	53.00
13/02/2025	\$HRPAYJNL	F 7/02/2025	AUSTRALIAN SERVICES UNION	Australian Services Union	318.00
Cheque/EFT Number 257732					1,554.42
13/02/2025	\$APINVCE	1013783430	AUSTRALIA POST	Over the counter transaction fees - Rate	430.05
13/02/2025	\$APINVCE	1013783411	AUSTRALIA POST	Over the counter payments 24/25	1,124.37
Cheque/EFT Number 257733					5,412.00
13/02/2025	\$APINVCE	00024651	Natural Area Holdings Pty Ltd	NAMS - Lake Vasto - Algae Removal.	5,412.00
Cheque/EFT Number 257734					1,320.00
13/02/2025	\$APINVCE	1005797	MILESTONE CERTIFIERS PTY LTD T/AS MILESTONE CERTIFIERS	Milestone certifiers - Issuing CBC (BA18	1,320.00
Cheque/EFT Number 257735					1,089.50
13/02/2025	\$APINVCE	814656	ALLMAKES PTY LTD T/AS BRANDWORX AUSTRALI	Staff uniform	786.49
13/02/2025	\$APINVCE	815109	ALLMAKES PTY LTD T/AS BRANDWORX AUSTRALI	Rangers Safety Clothing and Uniforms	303.01
Cheque/EFT Number 257736					3,372.40
13/02/2025	\$APINVCE	4960825	Programmed Skilled Workforce Limited	Project Support Contractor	3,372.40
Cheque/EFT Number 257737					30,957.39
13/02/2025	\$APCREDIT	196154	INSTANT TOILETS AND SHOWERS PTY LTD T/AS INSTANT PRODUCTS HI	INSTANT TOILETS AND SHOWERS PTY LTD T/AS IN Credit of Invoice No. 196062	-86.03
13/02/2025	\$APINVCE	194362	INSTANT TOILETS AND SHOWERS PTY LTD T/AS INSTANT PRODUCTS HI	INSTANT TOILET hire and servicing - City Events	15,455.32
13/02/2025	\$APINVCE	194348	INSTANT TOILETS AND SHOWERS PTY LTD T/AS INSTANT PRODUCTS HI	INSTANT TOILET hire and servicing - City Events	1,940.60
13/02/2025	\$APINVCE	196062	INSTANT TOILETS AND SHOWERS PTY LTD T/AS INSTANT PRODUCTS HI	INSTANT TOILET hire and servicing - City Events	13,066.70
13/02/2025	\$APINVCE	196165	INSTANT TOILETS AND SHOWERS PTY LTD T/AS INSTANT PRODUCTS HI	INSTANT TOILET hire and servicing - 1x Hand Wash Station for	580.80
Cheque/EFT Number 257738					2,282.50
13/02/2025	\$APINVCE	209297	NETSTAR AUSTRALIA PL T/AS PINPOINT COMMUNICATIONS PTY LTD	NETSTAR AUSTRALIA PL T/AS PINPOINT COMMUNICATIONS Tracker Fees - February 2025	2,150.50
13/02/2025	\$APINVCE	209130	NETSTAR AUSTRALIA PL T/AS PINPOINT COMMUNICATIONS PTY LTD	NETSTAR AUSTRALIA PL T/AS PINPOINT COMMUNICATIONS Swap IVMS unit from UC2310 to TU1824	132.00
Cheque/EFT Number 257739					1,188.00
13/02/2025	\$APINVCE	SI-131667	TIM DAVIES LANDSCAPING PTY LTD	Green wall servicing at the COP library	594.00
13/02/2025	\$APINVCE	SI-131822	TIM DAVIES LANDSCAPING PTY LTD	Green wall servicing at the COP library	594.00
Cheque/EFT Number 257740					29,800.38
13/02/2025	\$APINVCE	17231	ONE 20 Productions	Audio & Production Services - Australia	29,800.38
Cheque/EFT Number 257741					121.00
13/02/2025	\$APINVCE	601193801C	Flick Anticimex Pty Ltd	Fermentation Fly Treatment Council Hous	121.00
Cheque/EFT Number 257742					58,121.99
13/02/2025	\$APINVCE	100926	Techworks Electrical Pty Ltd	CPP Mayfair Street Lighting Upgrade	58,121.99
Cheque/EFT Number 257743					6,270.00
13/02/2025	\$APINVCE	1302119	Talent International Pty Ltd	HRIS Project Manager	6,270.00
Cheque/EFT Number 257744					3,025.00
13/02/2025	\$APINVCE	INV-6534	Freedom Fairies Pty Ltd	CHRISTMAS LIGHTS TRAIL - COUNCIL HOUSE A	3,025.00
Cheque/EFT Number 257745					253.60
13/02/2025	\$APINVCE	BB-46514	BIN BATH CORPORATION PTY LTD	VARIOUS SITES - BIN CLEANING SERVICES FO	155.85
13/02/2025	\$APINVCE	BB-43862	BIN BATH CORPORATION PTY LTD	VARIOUS SITES - BIN CLEANING SERVICES FO	97.75
Cheque/EFT Number 257746					279.40
WESTERN EDGE LANDSCAPES					



Schedule of Accounts Paid - Municipal Fund

For the Period :01/02/2025-28/02/2025

Payment Date	Document Ty	Invoice Number	Payee	Payment Details	Payment Amount
13/02/2025	\$APINVCE	12866	WESTERN EDGE LANDSCAPES	Burt Way staircase garden and reticulati	279.40
Cheque/EFT Number 257747					528.00
13/02/2025	\$APINVCE	135094	Access Without Barriers Pty Ltd t/as AWB Co	AWB - REACTIVE MAINTENANCE - FY24/25 A	528.00
Cheque/EFT Number 257748					20,082.50
13/02/2025	\$APINVCE	00012797	TTF L Jeffery Family Trust t/as Cockburn Party Hire	Summer Nights Furniture requirement	13,367.50
13/02/2025	\$APINVCE	00012857	TTF L Jeffery Family Trust t/as Cockburn Party Hire	Hire equipment for Australia Day Citizen	6,715.00
Cheque/EFT Number 257749					468.60
13/02/2025	\$APINVCE	702969	Screenlink Pty Ltd t/as Aussie-IT, Batteries Plus	New Battery for Yaris and Parks Ute	468.60
Cheque/EFT Number 257750					5,139.20
13/02/2025	\$APINVCE	3720	The Swan Bells Foundation Incorporated	Local Activation Grant Lunar New Year @	5,139.20
Cheque/EFT Number 257751					123.60
13/02/2025	\$APINVCE	36542	LENARA NOMINEES PTY LTD T/AS PERTH NEWS DELIVERY	Level 4 Newspapers - 2024-25	123.60
Cheque/EFT Number 257752					58.30
13/02/2025	\$APINVCE	3681	Dry Cleaning Express Pty Ltd t/as Dryclean & Lau	Citywatch drycleaning 24/25 FY Please d	58.30
Cheque/EFT Number 257753					330.00
13/02/2025	\$APINVCE	1044	Cockburn Wetlands Education Centre Incorporated	The Wetlands Centre Cockburn	330.00
Cheque/EFT Number 257754					23,384.01
13/02/2025	\$APINVCE	967619177	CHEVRON AUSTRALIA DOWNSTREAM FUELS PTY LTD	Fuel Diesel ZDIS	23,384.01
Cheque/EFT Number 257755					298.32
13/02/2025	\$APINVCE	67250	Action Glass Pty Ltd t/as Action Glass & Aluminium	ACTION GLASS Pty Ltd t/as Action Glass &	298.32
Cheque/EFT Number 257756					256.69
13/02/2025	\$APINVCE	116544	THE TRUSTEE FOR EDGAR PITTER FAMILY TRUST T/AS HIRE SOCIETY	Round Table Hire Breakfast Event : Towar	256.69
Cheque/EFT Number 257757					392.32
13/02/2025	\$APINVCE	901065741	DuluxGroup (Australia) Pty Ltd	Supply of graffiti products	60.44
13/02/2025	\$APINVCE	901140402	DuluxGroup (Australia) Pty Ltd	Supply of graffiti products	200.38
13/02/2025	\$APINVCE	901136397	DuluxGroup (Australia) Pty Ltd	Supply of graffiti products	131.50
Cheque/EFT Number 257758					23,726.59
13/02/2025	\$APINVCE	INV-4520	Cyclus Pty Ltd t/as Cyclus Event Construction & Crewing	C 1 x site crew to drive accessible shuttl	651.75
13/02/2025	\$APINVCE	INV-4584	Cyclus Pty Ltd t/as Cyclus Event Construction & C	Site Crew / Labour Hire - FY2024/25	23,074.84
Cheque/EFT Number 257759					3,267.04
13/02/2025	\$APINVCE	ML-T00069074	J.H. FLUID TRANSFER SOLUTIONS PTY LTD T/AS PI	Repairs / Replacement of Blown HYD H/P H	467.14
13/02/2025	\$APINVCE	ML-T00069075	J.H. FLUID TRANSFER SOLUTIONS PTY LTD T/AS PI	Repairs / Replacement of Blown HYD H/P H	804.94
13/02/2025	\$APINVCE	ML-T00069112	J.H. FLUID TRANSFER SOLUTIONS PTY LTD T/AS PI	Repairs / Replacement of Blown HYD H/P H	1,231.14
13/02/2025	\$APINVCE	ML-T00069116	J.H. FLUID TRANSFER SOLUTIONS PTY LTD T/AS PI	Repairs / Replacement of Blown HYD H/P H	252.87
13/02/2025	\$APINVCE	ML-T00069025	J.H. FLUID TRANSFER SOLUTIONS PTY LTD T/AS PI	Wormdrive clamps	510.95
Cheque/EFT Number 257760					2,917.20
13/02/2025	\$APINVCE	186287	HERITAGE WAY PTY LTD (DOMUS NURSERY)	400 flowering pelargoniums for the Malls	2,917.20
Cheque/EFT Number 257761					2,236.80
13/02/2025	\$APINVCE	15297608	RICOH AUSTRALIA PTY LTD	Ricoh production Printer Maintenance Ser	2,236.80
Cheque/EFT Number 257762					500.00
13/02/2025	\$APINVCE	190586	MELANIE DIWATA GRIFFITHS	January and February Gig Guides - Visit	500.00
Cheque/EFT Number 257763					19,151.50
13/02/2025	\$APINVCE	59134530	Veolia Recycling & Recovery (Perth) Pty Ltd	Commingle Recycling Disposal fees 2024/2	19,151.50
Cheque/EFT Number 257764					294.48
13/02/2025	\$APINVCE	40645671	THE GRIFFITH FAMILY TRUST T/AS SUPERSTOCK SERVICES	SUPERSTOCK FOOD SERVICES	294.48
Cheque/EFT Number 257765					1,763.41
13/02/2025	\$APINVCE	INVTBI00010769	BIG ISSUE IN AUSTRALIA LIMITED T/AS THE BIG ISSUE	Big Issue Magazines Sold at Centre and t	1,763.41
Cheque/EFT Number 257766					1,246.00
13/02/2025	\$APINVCE	DINV-31998	Officeasy Pty Ltd t/as McLernons Business Base	Level 10	1,246.00
Cheque/EFT Number 257767					290.00
13/02/2025	\$APINVCE	1931	Toni Macarla Routledge t/as Perth Piano Care	PTH Piano Tuning for Aus Day	290.00
Cheque/EFT Number 257768					448.80
13/02/2025	\$APINVCE	591855	THE TRUSTEE FOR THE QUITO PTY LTD T/AS BENARA NURSERIES	Plants	448.80
Cheque/EFT Number 257769					1,696.45
13/02/2025	\$APINVCE	13778971	COMPLETE OFFICE SUPPLIES PTY LTD - COS	COMPLETE OFFICE SUPPLIES. OFFICE AND KIT	72.80
13/02/2025	\$APINVCE	13770093	COMPLETE OFFICE SUPPLIES PTY LTD - COS	Corporate Services Lvl6 Stationery. FY24	403.21
13/02/2025	\$APINVCE	13773410	COMPLETE OFFICE SUPPLIES PTY LTD - COS	Stationery Level 5 FY 24/25	14.78
13/02/2025	\$APINVCE	13764451	COMPLETE OFFICE SUPPLIES PTY LTD - COS	Stationery Supplies	444.64
13/02/2025	\$APINVCE	13773892	COMPLETE OFFICE SUPPLIES PTY LTD - COS	Corporate Services Lvl6 Stationery. FY24	265.42
13/02/2025	\$APINVCE	13769658	COMPLETE OFFICE SUPPLIES PTY LTD - COS	Kitchen & Stationery Supplies Level 7 C	188.98
13/02/2025	\$APINVCE	13778115	COMPLETE OFFICE SUPPLIES PTY LTD - COS	COS Stationery and Office Supplies	141.00
13/02/2025	\$APINVCE	13762178	COMPLETE OFFICE SUPPLIES PTY LTD - COS	Stationery Supplies	22.53
13/02/2025	\$APINVCE	13778449	COMPLETE OFFICE SUPPLIES PTY LTD - COS	Consumables - Level 2 Kitchen	64.46
13/02/2025	\$APINVCE	13778427	COMPLETE OFFICE SUPPLIES PTY LTD - COS	Kitchen & Stationery Supplies Level 7 C	78.63
Cheque/EFT Number 257770					373.93
13/02/2025	\$APINVCE	S104300	Trade West Industrial Supplies Pty Ltd	Retractable Air Hose Reel x 20m - Depot	373.93
Cheque/EFT Number 257771					1,069.20
13/02/2025	\$APINVCE	00396108	LEE BROTHERS INTERNATIONAL TRADE PTY LTD t/as LBIT	Gloves	1,069.20
Cheque/EFT Number 257772					320.00
Cheque/EFT Number 257772					320.00



Schedule of Accounts Paid - Municipal Fund

For the Period :01/02/2025-28/02/2025

Payment Date	Document Ty Invoice Number	Payee	Payment Details	Payment Amount
13/02/2025	\$APINVCE SGMX-250724	Diep Bui Khanh t/as Love Letters AU	Love Letter - Brass on the Grass	320.00
Cheque/EFT Number 257774				31,991.41
13/02/2025	\$APINVCE HPL125288	Hoban Recruitment Pty Ltd	CPP Operations Contract Labour Hire. WAL	14,152.53
13/02/2025	\$APINVCE HPL124830	Hoban Recruitment Pty Ltd	CPP Operations Contract Labour Hire. WAL	13,105.31
13/02/2025	\$APINVCE HPL125289	Hoban Recruitment Pty Ltd	CPP Technical Services Contract Labour H	1,974.64
13/02/2025	\$APINVCE HPL125290	Hoban Recruitment Pty Ltd	Temporary Staff Civil Maintenance	2,758.93
Cheque/EFT Number 257775				2,570.70
13/02/2025	\$APINVCE 115636	Encyclopaedia Britannica Australia Limited	Britannica Library, online resource	2,570.70
Cheque/EFT Number 257776				9,104.93
13/02/2025	\$APINVCE 14035	Aboriginal United Services Pty Ltd	Staffing of CDS Depot	9,104.93
Cheque/EFT Number 257777				11,234.24
13/02/2025	\$APINVCE 45757	Bell Trading Trust t/as North Star Security	Alarm/Access Control Planned FY24/25 No	880.00
13/02/2025	\$APINVCE 46588	Bell Trading Trust t/as North Star Security	Works Depot system upgrade NSS City's	5,454.90
13/02/2025	\$APINVCE 46608	Bell Trading Trust t/as North Star Security	Access Control Reactive 24/25	1,133.00
13/02/2025	\$APINVCE 46598	Bell Trading Trust t/as North Star Security	Access Control Reactive 24/25	1,281.64
13/02/2025	\$APINVCE 46467	Bell Trading Trust t/as North Star Security	Access Control Reactive 24/25	143.00
13/02/2025	\$APINVCE 46568	Bell Trading Trust t/as North Star Security	Langley Park Changerooms Refurbishment W	2,341.70
Cheque/EFT Number 257778				274.78
13/02/2025	\$APINVCE 121909	Go Doors Pty Ltd	Auto Door Reactive Maintenance FY 24/25	274.78
Cheque/EFT Number 257779				13,250.68
13/02/2025	\$APINVCE INV-6551	The Trustees for Epic & Tayla Trusts t/a Bonita Stone Bonita Stone		13,250.68
Cheque/EFT Number 257780				84.00
13/02/2025	\$APINVCE 278281	Diamond Locksmiths Pty Ltd	3 keys cut, 4 copies of each for Supreme	84.00
Cheque/EFT Number 257781				193.88
13/02/2025	\$APINVCE SI0023853	MDM Entertainment Pty Ltd	Supply of DVDs for Library	123.56
13/02/2025	\$APINVCE SI0023854	MDM Entertainment Pty Ltd	Supply of DVDs for Library	47.22
13/02/2025	\$APINVCE SI0023855	MDM Entertainment Pty Ltd	One-time lockable DVD cases	23.10
Cheque/EFT Number 257782				4,817.98
13/02/2025	\$APINVCE 45304	Morris & Ioppolo PTY LTD t/as M I Plumbers	PLUMBING UNPLANNED MAINTENANCE FY24/25	1,890.06
13/02/2025	\$APINVCE 45305	Morris & Ioppolo PTY LTD t/as M I Plumbers	PLUMBING UNPLANNED MAINTENANCE FY24/25	237.16
13/02/2025	\$APINVCE 45308	Morris & Ioppolo PTY LTD t/as M I Plumbers	PLUMBING UNPLANNED MAINTENANCE FY24/25	94.86
13/02/2025	\$APINVCE 45307	Morris & Ioppolo PTY LTD t/as M I Plumbers	PLUMBING UNPLANNED MAINTENANCE FY24/25	432.07
13/02/2025	\$APINVCE 45302	Morris & Ioppolo PTY LTD t/as M I Plumbers	PLUMBING UNPLANNED MAINTENANCE FY24/25	664.51
13/02/2025	\$APINVCE 45306	Morris & Ioppolo PTY LTD t/as M I Plumbers	PLUMBING UNPLANNED MAINTENANCE FY24/25	450.79
13/02/2025	\$APINVCE 45303	Morris & Ioppolo PTY LTD t/as M I Plumbers	PLUMBING UNPLANNED MAINTENANCE FY24/25	118.58
13/02/2025	\$APINVCE 45312	Morris & Ioppolo PTY LTD t/as M I Plumbers	PLUMBING UNPLANNED MAINTENANCE FY24/25	142.30
13/02/2025	\$APINVCE 45311	Morris & Ioppolo PTY LTD t/as M I Plumbers	PLUMBING UNPLANNED MAINTENANCE FY24/25	213.44
13/02/2025	\$APINVCE 45310	Morris & Ioppolo PTY LTD t/as M I Plumbers	PLUMBING UNPLANNED MAINTENANCE FY24/25	189.73
13/02/2025	\$APINVCE 45309	Morris & Ioppolo PTY LTD t/as M I Plumbers	PLUMBING UNPLANNED MAINTENANCE FY24/25	265.90
13/02/2025	\$APINVCE 45301	Morris & Ioppolo PTY LTD t/as M I Plumbers	PLUMBING UNPLANNED MAINTENANCE FY24/25	118.58
Cheque/EFT Number 257783				175.75
13/02/2025	\$APINVCE 373185	FreshExchange Pty Ltd	FRESH FRUIT AND VEGETABLES DELIVERED TO	175.75
Cheque/EFT Number 257784				3,884.00
13/02/2025	\$APINVCE 005484	Richard William Plummer t/as Elliptic Legal & Patent Services		3,884.00
Cheque/EFT Number 257785				57,378.68
13/02/2025	\$APINVCE 700999748	Seek Limited	Seek - Staff Recruitment	2,378.68
13/02/2025	\$APINVCE 700999662	Seek Limited	Seek 2025 Contract Renewal	55,000.00
Cheque/EFT Number 257786				9,879.86
13/02/2025	\$APINVCE 129748	On Tap Plumbing & Gas Pty Ltd	ON TAP PLUMBING - REACTIVE MAINT FY24/25	1,778.99
13/02/2025	\$APINVCE 121967	On Tap Plumbing & Gas Pty Ltd	ON TAP PLUMBING - REACTIVE MAINT FY24/25	412.90
13/02/2025	\$APINVCE 128233	On Tap Plumbing & Gas Pty Ltd	ON TAP PLUMBING - REACTIVE MAINT FY24/25	2,287.37
13/02/2025	\$APINVCE 130485	On Tap Plumbing & Gas Pty Ltd	ON TAP PLUMBING - REACTIVE MAINT FY24/25	2,027.19
13/02/2025	\$APINVCE 131066	On Tap Plumbing & Gas Pty Ltd	ON TAP PLUMBING - REACTIVE MAINT FY24/25	189.86
13/02/2025	\$APINVCE 130959	On Tap Plumbing & Gas Pty Ltd	ON TAP PLUMBING - REACTIVE MAINT FY24/25	289.56
13/02/2025	\$APINVCE 130923	On Tap Plumbing & Gas Pty Ltd	ON TAP PLUMBING - REACTIVE MAINT FY24/25	238.57
13/02/2025	\$APINVCE 131230	On Tap Plumbing & Gas Pty Ltd	ON TAP PLUMBING - REACTIVE MAINT FY24/25	277.97
13/02/2025	\$APINVCE 131045	On Tap Plumbing & Gas Pty Ltd	ON TAP PLUMBING - REACTIVE MAINT FY24/25	161.87
13/02/2025	\$APINVCE 131209	On Tap Plumbing & Gas Pty Ltd	ON TAP PLUMBING - REACTIVE MAINT FY24/25	1,455.47
13/02/2025	\$APINVCE 130976	On Tap Plumbing & Gas Pty Ltd	ON TAP PLUMBING - REACTIVE MAINT FY24/25	617.71
13/02/2025	\$APINVCE 130757	On Tap Plumbing & Gas Pty Ltd	ON TAP PLUMBING - REACTIVE MAINT FY24/25	142.40
Cheque/EFT Number 257787				1,163.80
13/02/2025	\$APINVCE 00106160	LBD Supply Pty Ltd formerly t/as HESWA Hyperlift		1,163.80
Cheque/EFT Number 257788				834.00
13/02/2025	\$APINVCE 0020628597	Corporate Travel Management Group Pty Ltd (CTM)	Corporate Travel Management Group Pty Ltd (CTM) Travel & Hotel-HWRS Conference	834.00
Cheque/EFT Number 257789				24,673.00
13/02/2025	\$APINVCE 00012395	MPS Paving Systems Australia Pty Ltd	Supply of 180 x Rockpave Resin kits deli	24,673.00
Cheque/EFT Number 257790				369.60
13/02/2025	\$APINVCE T2301	Flashbay Pty Ltd	Comment PURCHASE OF USB STICKS FOR CCTV	369.60
Cheque/EFT Number 257791				234,072.35
TFT Gilmour Trust t/as Gilmour & Jooste Electrical				



Schedule of Accounts Paid - Municipal Fund

For the Period :01/02/2025-28/02/2025

Payment Date	Document Ty	Invoice Number	Payee	Payment Details	Payment Amount
13/02/2025	\$APINVCE	42367	TTFT Gilmour Trust t/as Gilmour & Jooste Electric	Inspections: Switchboard & Light Testing	5,608.15
13/02/2025	\$APINVCE	42368	TTFT Gilmour Trust t/as Gilmour & Jooste Electric	RCD Testing Preventative Maintenance - F	4,595.57
13/02/2025	\$APINVCE	42510	TTFT Gilmour Trust t/as Gilmour & Jooste Electric	Electrical Reactive Maintenance FY24/25	340.65
13/02/2025	\$APINVCE	42500	TTFT Gilmour Trust t/as Gilmour & Jooste Electric	Electrical Reactive Maintenance FY24/25	3,191.36
13/02/2025	\$APINVCE	42280	TTFT Gilmour Trust t/as Gilmour & Jooste Electric	Electrical Reactive Maintenance FY24/25	1,631.31
13/02/2025	\$APINVCE	42150	TTFT Gilmour Trust t/as Gilmour & Jooste Electric	RCD Testing Preventative Maintenance - F	2,959.86
13/02/2025	\$APINVCE	41487	TTFT Gilmour Trust t/as Gilmour & Jooste Electric	Inspections: Switchboard & Light Testing	4,517.68
13/02/2025	\$APINVCE	42574	TTFT Gilmour Trust t/as Gilmour & Jooste Electric	Electrical Reactive Maintenance FY24/25	535.05
13/02/2025	\$APINVCE	42595	TTFT Gilmour Trust t/as Gilmour & Jooste Electric	Electrical Reactive Maintenance FY24/25	623.13
13/02/2025	\$APINVCE	42652	TTFT Gilmour Trust t/as Gilmour & Jooste Electric	Electrical Reactive Maintenance FY24/25	164.44
13/02/2025	\$APINVCE	42589	TTFT Gilmour Trust t/as Gilmour & Jooste Electric	Electrical Reactive Maintenance FY24/25	194.72
13/02/2025	\$APINVCE	42576	TTFT Gilmour Trust t/as Gilmour & Jooste Electric	Electrical Reactive Maintenance FY24/25	233.68
13/02/2025	\$APINVCE	42572	TTFT Gilmour Trust t/as Gilmour & Jooste Electric	Electrical Reactive Maintenance FY24/25	166.78
13/02/2025	\$APINVCE	42275	TTFT Gilmour Trust t/as Gilmour & Jooste Electric	Electrical Reactive Maintenance FY24/25	611.61
13/02/2025	\$APINVCE	42388	TTFT Gilmour Trust t/as Gilmour & Jooste Electric	Electrical Reactive Maintenance FY24/25	155.78
13/02/2025	\$APINVCE	41353	TTFT Gilmour Trust t/as Gilmour & Jooste Electric	Electrical Reactive Maintenance FY24/25	1,963.30
13/02/2025	\$APINVCE	42451	TTFT Gilmour Trust t/as Gilmour & Jooste Electric	Generator Testing Various Sites FY 24/25	668.25
13/02/2025	\$APINVCE	42501	TTFT Gilmour Trust t/as Gilmour & Jooste Electric	Generator Testing Various Sites FY 24/25	668.25
13/02/2025	\$APINVCE	42564	TTFT Gilmour Trust t/as Gilmour & Jooste Electric	Generator Testing Various Sites FY 24/25	668.25
13/02/2025	\$APINVCE	42281	TTFT Gilmour Trust t/as Gilmour & Jooste Electric	Electrical Reactive Maintenance FY24/25	267.38
13/02/2025	\$APINVCE	42459	TTFT Gilmour Trust t/as Gilmour & Jooste Electric	Electrical Reactive Maintenance FY24/25	322.56
13/02/2025	\$APINVCE	42481	TTFT Gilmour Trust t/as Gilmour & Jooste Electric	Electrical Reactive Maintenance FY24/25	295.71
13/02/2025	\$APINVCE	42509	TTFT Gilmour Trust t/as Gilmour & Jooste Electric	Electrical Reactive Maintenance FY24/25	177.65
13/02/2025	\$APINVCE	42431	TTFT Gilmour Trust t/as Gilmour & Jooste Electric	Electrical Reactive Maintenance FY24/25	201.84
13/02/2025	\$APINVCE	42492	TTFT Gilmour Trust t/as Gilmour & Jooste Electric	Electrical Reactive Maintenance FY24/25	183.65
13/02/2025	\$APINVCE	42455	TTFT Gilmour Trust t/as Gilmour & Jooste Electric	Electrical Reactive Maintenance FY24/25	247.68
13/02/2025	\$APINVCE	42534	TTFT Gilmour Trust t/as Gilmour & Jooste Electric	Electrical Reactive Maintenance FY24/25	588.50
13/02/2025	\$APINVCE	42497	TTFT Gilmour Trust t/as Gilmour & Jooste Electric	Electrical Reactive Maintenance FY24/25	743.04
13/02/2025	\$APINVCE	42430	TTFT Gilmour Trust t/as Gilmour & Jooste Electric	Electrical Reactive Maintenance FY24/25	155.78
13/02/2025	\$APINVCE	42452	TTFT Gilmour Trust t/as Gilmour & Jooste Electric	Electrical Reactive Maintenance FY24/25	411.00
13/02/2025	\$APINVCE	42411	TTFT Gilmour Trust t/as Gilmour & Jooste Electric	Electrical Reactive Maintenance FY24/25	311.56
13/02/2025	\$APINVCE	42499	TTFT Gilmour Trust t/as Gilmour & Jooste Electric	Electrical Reactive Maintenance FY24/25	170.08
13/02/2025	\$APINVCE	42369	TTFT Gilmour Trust t/as Gilmour & Jooste Electric	Electrical Reactive Maintenance FY24/25	456.34
13/02/2025	\$APINVCE	42523	TTFT Gilmour Trust t/as Gilmour & Jooste Electric	Electrical Reactive Maintenance FY24/25	370.70
13/02/2025	\$APINVCE	42410	TTFT Gilmour Trust t/as Gilmour & Jooste Electric	Electrical Reactive Maintenance FY24/25	155.78
13/02/2025	\$APINVCE	42590	TTFT Gilmour Trust t/as Gilmour & Jooste Electric	Electrical Reactive Maintenance FY24/25	127.84
13/02/2025	\$APINVCE	42490	TTFT Gilmour Trust t/as Gilmour & Jooste Electric	Electrical Reactive Maintenance FY24/25	200.31
13/02/2025	\$APINVCE	42349	TTFT Gilmour Trust t/as Gilmour & Jooste Electric	Electrical Reactive Maintenance FY24/25	452.40
13/02/2025	\$APINVCE	42453	TTFT Gilmour Trust t/as Gilmour & Jooste Electric	Electrical Reactive Maintenance FY24/25	428.41
13/02/2025	\$APINVCE	42454	TTFT Gilmour Trust t/as Gilmour & Jooste Electric	Electrical Reactive Maintenance FY24/25	84.22
13/02/2025	\$APINVCE	42394	TTFT Gilmour Trust t/as Gilmour & Jooste Electric	Electrical Reactive Maintenance FY24/25	187.90
13/02/2025	\$APINVCE	42396	TTFT Gilmour Trust t/as Gilmour & Jooste Electric	Electrical Reactive Maintenance FY24/25	155.78
13/02/2025	\$APINVCE	42389	TTFT Gilmour Trust t/as Gilmour & Jooste Electric	Electrical Reactive Maintenance FY24/25	166.78
13/02/2025	\$APINVCE	42387	TTFT Gilmour Trust t/as Gilmour & Jooste Electric	Electrical Reactive Maintenance FY24/25	233.68
13/02/2025	\$APINVCE	42348	TTFT Gilmour Trust t/as Gilmour & Jooste Electric	Electrical Reactive Maintenance FY24/25	166.80
13/02/2025	\$APINVCE	42347	TTFT Gilmour Trust t/as Gilmour & Jooste Electric	Electrical Reactive Maintenance FY24/25	166.78
13/02/2025	\$APINVCE	42333	TTFT Gilmour Trust t/as Gilmour & Jooste Electric	Electrical Reactive Maintenance FY24/25	155.78
13/02/2025	\$APINVCE	42334	TTFT Gilmour Trust t/as Gilmour & Jooste Electric	Electrical Reactive Maintenance FY24/25	267.89
13/02/2025	\$APINVCE	42069	TTFT Gilmour Trust t/as Gilmour & Jooste Electric	Electrical Reactive Maintenance FY24/25	155.78
13/02/2025	\$APINVCE	42317	TTFT Gilmour Trust t/as Gilmour & Jooste Electric	Electrical Reactive Maintenance FY24/25	155.78
13/02/2025	\$APINVCE	42591	TTFT Gilmour Trust t/as Gilmour & Jooste Electric	Electrical Reactive Maintenance FY24/25	166.78
13/02/2025	\$APINVCE	42519	TTFT Gilmour Trust t/as Gilmour & Jooste Electric	Electrical Reactive Maintenance FY24/25	272.62
13/02/2025	\$APINVCE	42395	TTFT Gilmour Trust t/as Gilmour & Jooste Electric	Electrical Reactive Maintenance FY24/25	163.13
13/02/2025	\$APINVCE	42629	TTFT Gilmour Trust t/as Gilmour & Jooste Electric	Maintenance, Installation and Dismantlin	56,485.00
13/02/2025	\$APINVCE	42649	TTFT Gilmour Trust t/as Gilmour & Jooste Electric	Wolf Lane Refresh	137,785.90
13/02/2025	\$APINVCE	42651	TTFT Gilmour Trust t/as Gilmour & Jooste Electric	Relocate comms rack/Pay Stations fr CP7	1,053.91
13/02/2025	\$APINVCE	42570	TTFT Gilmour Trust t/as Gilmour & Jooste Electric	Repair/Maintain vandalised Xmas deco	481.81
Cheque/EFT Number 257792			Drone Light Shows Australia Pty Ltd t/as Drone Sky Shows		165,000.00
13/02/2025	\$APINVCE	1101-76-6	Drone Light Shows Australia Pty Ltd t/as Drone	SI Drone Show delivery - Festive Nights + A	165,000.00
Cheque/EFT Number 257793			AMS Technology Group Pty Ltd t/as AMS Installation & Mainten AMS Installation &		26,450.62
13/02/2025	\$APINVCE	561732	AMS Technology Group Pty Ltd t/as AMS Installat	AMS HVAC Reactive Maintenance FY24/25 A	790.43
13/02/2025	\$APINVCE	561731	AMS Technology Group Pty Ltd t/as AMS Installat	AMS HVAC Reactive Maintenance FY24/25 A	217.45
13/02/2025	\$APINVCE	561703	AMS Technology Group Pty Ltd t/as AMS Installat	AMS HVAC Reactive Maintenance FY24/25 A	280.86
13/02/2025	\$APINVCE	561712	AMS Technology Group Pty Ltd t/as AMS Installat	AMS HVAC Reactive Maintenance FY24/25 A	374.48
13/02/2025	\$APINVCE	561471	AMS Technology Group Pty Ltd t/as AMS Installat	AMS HVAC Reactive Maintenance FY24/25 A	586.29
13/02/2025	\$APINVCE	561485	AMS Technology Group Pty Ltd t/as AMS Installat	AMS HVAC Reactive Maintenance FY24/25 A	2,733.35
13/02/2025	\$APINVCE	561473	AMS Technology Group Pty Ltd t/as AMS Installat	AMS HVAC Reactive Maintenance FY24/25 A	326.17
13/02/2025	\$APINVCE	561718	AMS Technology Group Pty Ltd t/as AMS Installat	AMS HVAC Reactive Maintenance FY24/25 A	2,332.90
13/02/2025	\$APINVCE	561723	AMS Technology Group Pty Ltd t/as AMS Installat	AMS HVAC Reactive Maintenance FY24/25 A	217.45



Schedule of Accounts Paid - Municipal Fund

For the Period :01/02/2025-28/02/2025

Payment Date	Document Ty	Invoice Number	Payee	Payment Details	Payment Amount
13/02/2025	\$APINVCE	561722	AMS Technology Group Pty Ltd t/as AMS Installat	AMS HVAC Reactive Maintenance FY24/25 A	217.45
13/02/2025	\$APINVCE	561714	AMS Technology Group Pty Ltd t/as AMS Installat	AMS HVAC Reactive Maintenance FY24/25 A	591.93
13/02/2025	\$APINVCE	561702	AMS Technology Group Pty Ltd t/as AMS Installat	AMS HVAC Reactive Maintenance FY24/25 A	271.81
13/02/2025	\$APINVCE	561556	AMS Technology Group Pty Ltd t/as AMS Installat	AMS HVAC Reactive Maintenance FY24/25 A	561.73
13/02/2025	\$APINVCE	561469	AMS Technology Group Pty Ltd t/as AMS Installat	AMS HVAC Reactive Maintenance FY24/25 A	326.17
13/02/2025	\$APINVCE	561254	AMS Technology Group Pty Ltd t/as AMS Installat	AMS HVAC Reactive Maintenance FY24/25 A	434.90
13/02/2025	\$APINVCE	561729	AMS Technology Group Pty Ltd t/as AMS Installat	AMS HVAC Reactive Maintenance FY24/25 A	217.45
13/02/2025	\$APINVCE	561087	AMS Technology Group Pty Ltd t/as AMS Installat	VARIOUS SITES - AMS PREVENTATIVE MAINTEN	7,874.91
13/02/2025	\$APINVCE	560174	AMS Technology Group Pty Ltd t/as AMS Installat	AMS HVAC Reactive Maintenance FY24/25 A	2,350.61
13/02/2025	\$APINVCE	560930	AMS Technology Group Pty Ltd t/as AMS Installat	AMS HVAC Reactive Maintenance FY24/25 A	271.81
13/02/2025	\$APINVCE	560212	AMS Technology Group Pty Ltd t/as AMS Installat	AMS HVAC Reactive Maintenance FY24/25 A	509.06
13/02/2025	\$APINVCE	560478	AMS Technology Group Pty Ltd t/as AMS Installat	AMS HVAC Reactive Maintenance FY24/25 A	209.48
13/02/2025	\$APINVCE	560470	AMS Technology Group Pty Ltd t/as AMS Installat	AMS HVAC Reactive Maintenance FY24/25 A	314.23
13/02/2025	\$APINVCE	560173	AMS Technology Group Pty Ltd t/as AMS Installat	AMS HVAC Reactive Maintenance FY24/25 A	2,350.61
13/02/2025	\$APINVCE	560328	AMS Technology Group Pty Ltd t/as AMS Installat	AMS HVAC Reactive Maintenance FY24/25 A	533.92
13/02/2025	\$APINVCE	560214	AMS Technology Group Pty Ltd t/as AMS Installat	AMS HVAC Reactive Maintenance FY24/25 A	926.71
13/02/2025	\$APINVCE	560467	AMS Technology Group Pty Ltd t/as AMS Installat	AMS HVAC Reactive Maintenance FY24/25 A	314.23
13/02/2025	\$APINVCE	560327	AMS Technology Group Pty Ltd t/as AMS Installat	AMS HVAC Reactive Maintenance FY24/25 A	314.23
Cheque/EFT Number 257794 Beedarnitch Pty Ltd					3,300.00
13/02/2025	\$APINVCE	INV-001	Beedarnitch Pty Ltd	Ground monitoring close out report \$18 c	3,300.00
Cheque/EFT Number 257795 Joshua James Webb					550.00
13/02/2025	\$APINVCE	INV-5067767	Joshua James Webb	Australia Day Citizenship and Awards Cer	550.00
Cheque/EFT Number 257796 The Trustee for the Deloitte Trading Trust					275.00
13/02/2025	\$APINVCE	8005617279	The Trustee for the Deloitte Trading Trust	Deloitte Treasury Services Agreement	275.00
Cheque/EFT Number 257797 Chau Ngoc Huynh t/as Plain Street Kitchen					3,872.00
13/02/2025	\$APINVCE	1319	Chau Ngoc Huynh t/as Plain Street Kitchen	Dinner for Aus Day 2025 Staff	440.00
13/02/2025	\$APINVCE	1309	Chau Ngoc Huynh t/as Plain Street Kitchen	Dinner for Aus Day 2025 Staff	3,432.00
Cheque/EFT Number 257798 Stanley George Keen t/as Wayne Stanley Entertainment					200.00
13/02/2025	\$APINVCE	FEBRUARY 2024	Stanley George Keen t/as Wayne Stanley Enterta	Tuesday Morning Show W Stanley 28 Feb 23	200.00
Cheque/EFT Number 257799 Cutting Cart Pty Ltd t/as Dardanup Butchering Co					868.99
13/02/2025	\$APINVCE	BL820945	Cutting Cart Pty Ltd t/as Dardanup Butchering Co	MEAT AND MEAT PRODUCTS FOR CITIPLACE COM	868.99
Cheque/EFT Number 257800 TTF The Petrillo Family Trust t/as That Little Gelato Cart					3,751.00
13/02/2025	\$APINVCE	INV-0022	TTF The Petrillo Family Trust t/as That Little Gelat	Sunset Sounds at Matilda Bay - Gelato Ca	3,751.00
Cheque/EFT Number 257801 Yiri Pty Ltd t/as Honey Online					975.00
13/02/2025	\$APINVCE	INV-001051	Yiri Pty Ltd t/as Honey Online	Honey for Gifts in the Lord Mayors Offic	975.00
Cheque/EFT Number 257802 Lizo Pty Ltd t/as Stihl Shop Osborne Park					921.25
13/02/2025	\$APINVCE	83046	Lizo Pty Ltd t/as Stihl Shop Osborne Park	General Servicing of Minor Plant - EG -	168.00
13/02/2025	\$APINVCE	82999	Lizo Pty Ltd t/as Stihl Shop Osborne Park	General Servicing of Minor Plant - EG -	60.00
13/02/2025	\$APINVCE	82998	Lizo Pty Ltd t/as Stihl Shop Osborne Park	General Servicing of Minor Plant - EG -	213.30
13/02/2025	\$APINVCE	83000	Lizo Pty Ltd t/as Stihl Shop Osborne Park	General Servicing of Minor Plant - EG -	67.10
13/02/2025	\$APINVCE	82923 #4	Lizo Pty Ltd t/as Stihl Shop Osborne Park	General Servicing of Minor Plant - EG -	213.85
13/02/2025	\$APINVCE	82900 #4	Lizo Pty Ltd t/as Stihl Shop Osborne Park	PPE	199.00
Cheque/EFT Number 257803 Ellenby Pty Ltd t/as Ellenby Tree Farm					1,584.00
13/02/2025	\$APINVCE	37560	Ellenby Pty Ltd t/as Ellenby Tree Farm	Trees	1,584.00
Cheque/EFT Number 257804 SJ Reynolds & CP Reynolds t/as Vifix Australia					3,064.60
13/02/2025	\$APINVCE	00406163	SJ Reynolds & CP Reynolds t/as Vifix Australia	1 X Pallet 14kg bags of Vifix Delivered	3,064.60
Cheque/EFT Number 257805 Omnicom Media Group Australia Pty Ltd - OMG					11,953.65
13/02/2025	\$APINVCE	1801410	Omnicom Media Group Australia Pty Ltd - OMG	SHINE Media Burst 2 & 3	11,953.65
Cheque/EFT Number 257806 V2i Pty Ltd					13,029.50
13/02/2025	\$APINVCE	00005858	V2i Pty Ltd	Blueprint Software Tool Enhancement 2	3,036.00
13/02/2025	\$APINVCE	00005859	V2i Pty Ltd	3D City Model - New Blueprint Software T	9,993.50
Cheque/EFT Number 257807 Hana Priest t/as Dangerous Delights					7,920.00
13/02/2025	\$APINVCE	250111	Hana Priest t/as Dangerous Delights	Entertainers for Summer Lights - Dangero	7,920.00
Cheque/EFT Number 257808 Brightmark Group Pty Ltd					199,122.61
13/02/2025	\$APINVCE	0004447	Brightmark Group Pty Ltd	Brightmark - preventative cleaning 2024/	64,816.99
13/02/2025	\$APINVCE	0004448	Brightmark Group Pty Ltd	Brightmark - preventative cleaning 2024/	61,219.43
13/02/2025	\$APINVCE	0004446	Brightmark Group Pty Ltd	Brightmark - preventative cleaning 2024/	73,086.19
Cheque/EFT Number 257809 Schweers Australia Pty Ltd t/as Schweers Asia Pacific					922.24
13/02/2025	\$APINVCE	WA 014	Schweers Australia Pty Ltd t/as Schweers Asia Pai	Enforcement Hosting and MDM	922.24
Cheque/EFT Number 257810 Beebs Vision Pty Ltd t/as Sandbox Productions					1,149.50
13/02/2025	\$APINVCE	8135	Beebs Vision Pty Ltd t/as Sandbox Productions	Christmas 2024 TVC end frame edits	1,149.50
Cheque/EFT Number 257811 Kaleido Company					8,345.20
13/02/2025	\$APINVCE	20241231	Kaleido Company	Entertainers for NYE	8,345.20
Cheque/EFT Number 257812 MA Services Group Pty Ltd					530,385.61
13/02/2025	\$APINVCE	INV-00183851	MA Services Group Pty Ltd	Security Services - EQ Events 2024/2025	20,875.31
13/02/2025	\$APINVCE	INV-00188394	MA Services Group Pty Ltd	Security Services - EQ Events 2024/2025	37,824.25
13/02/2025	\$APINVCE	INV-00183852	MA Services Group Pty Ltd	Security Services - EQ Events 2024/2025	1,262.97
13/02/2025	\$APINVCE	INV-00187824	MA Services Group Pty Ltd	PTH Security Service	3,752.47
13/02/2025	\$APINVCE	INV-00186478	MA Services Group Pty Ltd	PTH Security Service	5,668.52



Schedule of Accounts Paid - Municipal Fund

For the Period :01/02/2025-28/02/2025

Payment Date	Document Ty	Invoice Number	Payee	Payment Details	Payment Amount
13/02/2025	\$APINVCE	INV-00187152	MA Services Group Pty Ltd	Security Services - 2024 Christmas Light	457,768.09
13/02/2025	\$APINVCE	INV-00186308	MA Services Group Pty Ltd	Overnight asset protection for Jan 26 Ev	3,234.00
Cheque/EFT Number 257813					1,111.00
13/02/2025	\$HRPAYJNL	EF 7/02/2025	Local Government, Racing & Cemeteries Employe	LGRCEU	1,045.00
13/02/2025	\$HRPAYJNL	F 7/02/2025	Local Government, Racing & Cemeteries Employe	LGRCEU	66.00
Cheque/EFT Number 257814					6,685.54
13/02/2025	\$APINVCE	INV-48046	QTM Pty Ltd t/as QTM Traffic	TMP Plan and T/Manage. for Ferdinand Lan	1,139.59
13/02/2025	\$APINVCE	INV-47873	QTM Pty Ltd t/as QTM Traffic	Emergency Lane Closure Adelaide Terrace	1,829.98
13/02/2025	\$APINVCE	INV-48064	QTM Pty Ltd t/as QTM Traffic	EMERGENCY TRAFFIC MANAGEMENT FOR RANGERS	3,715.97
Cheque/EFT Number 257815					19,778.00
13/02/2025	\$APINVCE	PT444	Picnic Tables Hire & Sales Pty Ltd	Picnic Table Hire - Australia Day	19,778.00
Cheque/EFT Number 257816					9,680.00
13/02/2025	\$APINVCE	INV-0434	James Patrick Giddy	Mural - Royal St Giddy	9,680.00
Cheque/EFT Number 257817					99.26
13/02/2025	\$APINVCE	4038442754	Boc Gases Australia Ltd	12 Months Hire of Gases Bottles for Weld	99.26
Cheque/EFT Number 257818					3,150.00
13/02/2025	\$APINVCE	INV-X00020680	PASES Aqua Pty Ltd	Lake Vasto - Algae Mitigation Trial - PA	3,150.00
Cheque/EFT Number 257819					85.98
13/02/2025	\$APINVCE	95738	Sheridan Robinson Pty Ltd t/as Total Tools Osbor	Magnetic Jaws 150 Aluminum x 4 for Works	85.98
Cheque/EFT Number 257820					990.00
13/02/2025	\$APINVCE	116-009	Level Up Business Management Pty Ltd	Consultant for HR Policy and Procedure R	990.00
Cheque/EFT Number 257821					673.73
13/02/2025	\$APINVCE	101316741071	CLA Trading Pty Ltd t/as Europcar	Hire Vehicle for Events Team over Austra	673.73
Cheque/EFT Number 257822					1,500.40
13/02/2025	\$APINVCE	INV04	The Trustee for Mirabilia Education Citiplace Tru	Shop 16 Concourse - Lock Change	1,500.40
Cheque/EFT Number 257823					2,750.00
13/02/2025	\$APINVCE	INV-0372	Moodjar Holdings Pty Ltd	Welcome to Country – (including Smoking	2,750.00
Cheque/EFT Number 257824					58,300.00
13/02/2025	\$APINVCE	25R0021/01	Felder NSW Pty Ltd t/as Felder Group Australia	Prof. Combination Saw-spec per 24-0114/0	58,300.00
Cheque/EFT Number 257825					13,428.25
13/02/2025	\$APINVCE	INV-0600	Kyron Pty Ltd t/as Kyron Event Solutions	NYE- Event Staffing	13,428.25
Cheque/EFT Number 257826					2,000.00
13/02/2025	\$APINVCE	260125	Perth Sky Diving Display Team	Sky Dive Activation - Australia Day Even	2,000.00
Cheque/EFT Number 257827					599.50
13/02/2025	\$APINVCE	99269	Joel William Grossman t/as Hot Cotton	Pencils for Santa Station	599.50
Cheque/EFT Number 257828					5,148.00
13/02/2025	\$APINVCE	INV-12022024	Delivering Diversity Pty Ltd t/as Let's Queer the A	Lets Queer the Air - All the Colours of	5,148.00
Cheque/EFT Number 257829					7,118.28
13/02/2025	\$APINVCE	INV-0435	Walker Street Corporation Pty Ltd t/as Crowd Bai	Herrison Island Fencing	6,256.80
13/02/2025	\$APINVCE	INV-0491	Walker Street Corporation Pty Ltd t/as Crowd Bai	PVC Fencing for Summer Nights	861.48
Cheque/EFT Number 257830					1,639.00
13/02/2025	\$APINVCE	INV-5034	Priority Management - Perth Pty Limited	WorkingSmart with Microsoft Outlook Work	1,639.00
Cheque/EFT Number 257831					10,769.00
13/02/2025	\$APINVCE	INV-00369	Civil Sciences and Engineering Pty Ltd	Provision of Consultancy Service for Con	10,769.00
Cheque/EFT Number 257832					8,250.00
13/02/2025	\$APINVCE	INV-000177	Customer Experience Insight Pty Ltd (CX Insight)	Economic Development Sponsorship 2024/25	8,250.00
Cheque/EFT Number 257833					2,475.00
13/02/2025	\$APINVCE	INV-0273	Solstice Solar Pty Ltd	Solar PV System Assessment Quote Number	2,475.00
Cheque/EFT Number 257834					5,226.05
13/02/2025	\$APINVCE	INV-109840	Closed Loop Environmental Solutions Pty Ltd	Public Facing Waste Sorting & Education	5,226.05
Cheque/EFT Number 257835					1,136.98
13/02/2025	\$HRPAYJNL	F 7/02/2025	Easi Packaging Pty Ltd (Easi Fleet)	Easi Fleet Novated Lease Before Tax	1,136.98
Cheque/EFT Number 257836					1,100.00
13/02/2025	\$APINVCE	INV-0443	Just Another Pty Ltd t/as Just Another Agency	Grand Lane Concept - Manda	1,100.00
Cheque/EFT Number 257837					5,500.00
13/02/2025	\$APINVCE	25074	WA Women's Hall of Fame Inc.	Local Activation Grant 2024/25 WA Women'	5,500.00
Cheque/EFT Number 257838					389.00
13/02/2025	\$APINVCE	290125	Dianne Lyn Wolfer	Granny Grommet & Me Storytime	389.00
Cheque/EFT Number 257839					3,465.00
13/02/2025	\$APINVCE	076	Tesfay Reta Wereta t/as A Sweet Sensation	Popcorn for Summer nights movie night	3,465.00
Cheque/EFT Number 257840					300.00
13/02/2025	\$APINVCE	107-2025	James McGovern (Governance Solutions)	Engagement of Consultant - Training	300.00
Cheque/EFT Number 257841					27,390.00
13/02/2025	\$APINVCE	INV-0230	CDM Studio Pty Ltd	The Maarlie Project - 2025 Lotterywest B	27,390.00
Cheque/EFT Number 257842					62.00
13/02/2025	\$APINVCE	INV-22814	Radiant Laundry Services Pty Ltd	Drycleaning of tablecloths used for even	62.00
Cheque/EFT Number 257843					76,935.79
13/02/2025	\$APINVCE	JANUARY2025	Building and Construction Industry Training Board	Reconciliation of BCITF	76,935.79
Cheque/EFT Number 257844					1,017.47
BUNNINGS BUILDING SUPPLIES P/L					



Schedule of Accounts Paid - Municipal Fund

For the Period :01/02/2025-28/02/2025

Payment Date	Document Ty	Invoice Number	Payee	Payment Details	Payment Amount
13/02/2025	\$APINVCE	2404/01243480	BUNNINGS BUILDING SUPPLIES P/L	SUPPLY OF GENERAL HARDWARE - 2024/25 FIN	74.01
13/02/2025	\$APINVCE	2260/00719071	BUNNINGS BUILDING SUPPLIES P/L	SUPPLY OF GENERAL HARDWARE - 2024/25 FIN	151.36
13/02/2025	\$APINVCE	2435/99842135	BUNNINGS BUILDING SUPPLIES P/L	Supply of Hardware & Ad Hoc items PLE	650.12
13/02/2025	\$APINVCE	2404/01152778	BUNNINGS BUILDING SUPPLIES P/L	Knives and Storage Tubs	141.98
Cheque/EFT Number 257845			CFMEU MINING & ENERGY DIVISION		240.00
13/02/2025	\$HRPAYJNL	EF 7/02/2025	CFMEU MINING & ENERGY DIVISION	CFMEU	240.00
Cheque/EFT Number 257846			CHAMPION MUSIC		907.50
13/02/2025	\$APINVCE	INV-28073	CHAMPION MUSIC	Performer for 26 January Citizenship & A	907.50
Cheque/EFT Number 257847			Child Support Agency		2,859.31
13/02/2025	\$HRPAYJNL	EF 7/02/2025	Child Support Agency	ATO Child Support Garnishees	1,001.02
13/02/2025	\$HRPAYJNL	EF 7/02/2025	Child Support Agency	ATO Child Support Deduction	287.73
13/02/2025	\$HRPAYJNL	F 7/02/2025	Child Support Agency	ATO Child Support Deduction	1,570.56
Cheque/EFT Number 257848			Choiceone Pty Ltd		49,115.52
13/02/2025	\$APINVCE	A060669	Choiceone Pty Ltd	Labour hire to maintain FTE hours to ena	12,399.41
13/02/2025	\$APINVCE	A060587	Choiceone Pty Ltd	Labour hire to maintain FTE hours to ena	8,452.51
13/02/2025	\$APINVCE	A061014	Choiceone Pty Ltd	Contract Staff Waste and Cleaning Day &	6,140.43
13/02/2025	\$APINVCE	A061071	Choiceone Pty Ltd	Contract Staff Waste and Cleaning Day &	16,729.44
13/02/2025	\$APINVCE	A061012	Choiceone Pty Ltd	Agency Catering Assistant to cover for Y	1,463.28
13/02/2025	\$APINVCE	A061013	Choiceone Pty Ltd	Agency Catering Assistant to cover for Y	2,467.17
13/02/2025	\$APINVCE	A061011	Choiceone Pty Ltd	Agency Catering Assistant to cover for Y	1,463.28
Cheque/EFT Number 257849			CITY OF PERTH STAFF SOCIAL CLUB		872.00
13/02/2025	\$HRPAYJNL	EF 7/02/2025	CITY OF PERTH STAFF SOCIAL CLUB	Social Club	64.00
13/02/2025	\$HRPAYJNL	F 7/02/2025	CITY OF PERTH STAFF SOCIAL CLUB	Social Club	808.00
Cheque/EFT Number 257850			CLASSIC TREE SERVICES		16,450.15
13/02/2025	\$APINVCE	INV-42224	CLASSIC TREE SERVICES	Polyphagous Shot Hole Borer Management C	242.00
13/02/2025	\$APINVCE	INV-42236	CLASSIC TREE SERVICES	Polyphagous Shot Hole Borer Management C	16,208.15
Cheque/EFT Number 257851			DEPUTY COMMISSIONER OF TAXATION		746,086.00
13/02/2025	\$HRPAYJNL	EF 7/02/2025	DEPUTY COMMISSIONER OF TAXATION	HELP	4,648.00
13/02/2025	\$HRPAYJNL	EF 7/02/2025	DEPUTY COMMISSIONER OF TAXATION	Extra Tax	574.00
13/02/2025	\$HRPAYJNL	EF 7/02/2025	DEPUTY COMMISSIONER OF TAXATION	Withholding Tax (PAYG)	120,838.00
13/02/2025	\$HRPAYJNL	F 7/02/2025	DEPUTY COMMISSIONER OF TAXATION	ETP Tax (Code O)	5,540.00
13/02/2025	\$HRPAYJNL	F 7/02/2025	DEPUTY COMMISSIONER OF TAXATION	Withholding Tax (PAYG)	27,009.00
13/02/2025	\$HRPAYJNL	F 7/02/2025	DEPUTY COMMISSIONER OF TAXATION	HELP	16,486.00
13/02/2025	\$HRPAYJNL	F 7/02/2025	DEPUTY COMMISSIONER OF TAXATION	Extra Tax	1,771.00
13/02/2025	\$HRPAYJNL	F 7/02/2025	DEPUTY COMMISSIONER OF TAXATION	Withholding Tax (PAYG)	566,098.00
13/02/2025	\$HRPAYJNL	F 24/01/2025	DEPUTY COMMISSIONER OF TAXATION	Withholding Tax (PAYG)	1,420.00
13/02/2025	\$HRPAYJNL	F 24/01/2025	DEPUTY COMMISSIONER OF TAXATION	Withholding Tax (PAYG)	50.00
13/02/2025	\$HRPAYJNL	EF 24/01/2025	DEPUTY COMMISSIONER OF TAXATION	Withholding Tax (PAYG)	1,652.00
Cheque/EFT Number 257852			N & E Di Lena Family Trust t/as Di Lena Metal Sales		248.00
13/02/2025	\$APINVCE	175069	N & E Di Lena Family Trust t/as Di Lena Metal Sales	Base plates for chess set	248.00
Cheque/EFT Number 257853			FARINOSI & SONS PTY LTD		519.88
13/02/2025	\$APINVCE	11179194	FARINOSI & SONS PTY LTD	Supplies for current works	56.06
13/02/2025	\$APINVCE	11179199	FARINOSI & SONS PTY LTD	Supplies for current works	183.42
13/02/2025	\$APINVCE	11179197	FARINOSI & SONS PTY LTD	Supplies for current works	122.76
13/02/2025	\$APINVCE	11179198	FARINOSI & SONS PTY LTD	Supplies for current works	8.64
13/02/2025	\$APINVCE	11179196	FARINOSI & SONS PTY LTD	Supplies for current works	149.00
Cheque/EFT Number 257854			ELGAS SWAP AND GO		110.00
13/02/2025	\$APINVCE	0362176718	ELGAS SWAP AND GO	BBQ maintenance	110.00
Cheque/EFT Number 257855			Strata Corporation Pty Ltd t/as Stratagreen		1,640.23
13/02/2025	\$APINVCE	171985	Strata Corporation Pty Ltd t/as Stratagreen	Picker Litter 850mm Arcoa EZR85	1,640.23
Cheque/EFT Number 257856			HAYS PERSONNEL SERVICES (AUST) PTY LTD		11,709.10
13/02/2025	\$APINVCE	52626588	HAYS PERSONNEL SERVICES (AUST) PTY LTD	Information Management Business Analyst	11,177.76
13/02/2025	\$APINVCE	52626587	HAYS PERSONNEL SERVICES (AUST) PTY LTD	Temporary Staff Civil Maintenance	531.34
Cheque/EFT Number 257857			HYDROJET		1,782.00
13/02/2025	\$APINVCE	8941	HYDROJET	Eco Safe Green	1,782.00
Cheque/EFT Number 257858			JOHN TIERNEY		2,190.00
13/02/2025	\$APINVCE	66861947	JOHN TIERNEY	Rangers vehicle cleaning 24/25 FY	990.00
13/02/2025	\$APINVCE	66861948	JOHN TIERNEY	Parking Officer Patrol Car Cleaning 24/2	1,200.00
Cheque/EFT Number 257859			KELYN TRAINING SERVICES		2,390.00
13/02/2025	\$APINVCE	33891	KELYN TRAINING SERVICES	3 x Basic Worksite Traffic Management	1,800.00
13/02/2025	\$APINVCE	33959	KELYN TRAINING SERVICES	Basic Worksite Traffic Management & BWTM	590.00
Cheque/EFT Number 257860			Kwik Kopy Printing		533.28
13/02/2025	\$APINVCE	126129	Kwik Kopy Printing	AUSTRALIA DAY OPERATION POP UP ENGAGEMENT	533.28
Cheque/EFT Number 257861			MICHAEL PAGE INTERNATIONAL		3,154.48
13/02/2025	\$APINVCE	597888	MICHAEL PAGE INTERNATIONAL	Recruitment Services - Payroll Officer	3,154.48
Cheque/EFT Number 257862			MINDARIE REGIONAL COUNCIL		117,765.56
13/02/2025	\$APINVCE	SINV-050034	MINDARIE REGIONAL COUNCIL	MRC Member Council Administration Fees 2	33,338.81
13/02/2025	\$APINVCE	SINV-049937	MINDARIE REGIONAL COUNCIL	MRC Member Council Administration Fees 2	33,338.81
13/02/2025	\$APINVCE	SINV-050070	MINDARIE REGIONAL COUNCIL	Landfill Tipping Fees 2024/2025	51,087.94



Schedule of Accounts Paid - Municipal Fund

For the Period :01/02/2025-28/02/2025

Payment Date	Document Ty Invoice Number	Payee	Payment Details	Payment Amount
Cheque/EFT Number 257863				352.00
13/02/2025	\$APINVCE SI002143	REINO INTERNATIONAL	REINO INTERNATIONAL Hay Street Meters Reinstall 52140 & 5214	352.00
Cheque/EFT Number 257864				3,905.00
13/02/2025	\$APINVCE 98267	Royal Pride Pty Ltd t/as PAV Sales & Installation	Royal Pride Pty Ltd t/as PAV Sales & Installation Hype Truck Hire - Australia Day	3,905.00
Cheque/EFT Number 257865				720.00
13/02/2025	\$APINVCE 10061595	Property Council of Australia	Property Council of Australia Planning Council of Australia Planning	720.00
Cheque/EFT Number 257866				3,460.08
13/02/2025	\$APINVCE 98163267	Rentokil Initial Pty Ltd t/as Ambius Indoor Plants, Sanitary/Syringe Planned Service FY24/25	Rentokil Initial Pty Ltd t/as Ambius Indoor Plants, Sanitary/Syringe Planned Service FY24/25	3,460.08
Cheque/EFT Number 257867				25,512.41
13/02/2025	\$APINVCE INV2092	THE ROYAL LIFE SAVING SOCIETY WA INC	THE ROYAL LIFE SAVING SOCIETY WA INC Water Features Planned Maintenance FY24/	319.36
13/02/2025	\$APINVCE INV2651	THE ROYAL LIFE SAVING SOCIETY WA INC	THE ROYAL LIFE SAVING SOCIETY WA INC Water Features Planned Maintenance FY24/	5,911.10
13/02/2025	\$APINVCE INV2639	THE ROYAL LIFE SAVING SOCIETY WA INC	THE ROYAL LIFE SAVING SOCIETY WA INC Re	464.97
13/02/2025	\$APINVCE INV2326	THE ROYAL LIFE SAVING SOCIETY WA INC	THE ROYAL LIFE SAVING SOCIETY WA INC Re	2,403.78
13/02/2025	\$APINVCE INV2650	THE ROYAL LIFE SAVING SOCIETY WA INC	THE ROYAL LIFE SAVING SOCIETY WA INC Water Features Planned Maintenance FY24/	167.30
13/02/2025	\$APINVCE INV2250	THE ROYAL LIFE SAVING SOCIETY WA INC	THE ROYAL LIFE SAVING SOCIETY WA INC Re	1,346.40
13/02/2025	\$APINVCE INV2664	THE ROYAL LIFE SAVING SOCIETY WA INC	THE ROYAL LIFE SAVING SOCIETY WA INC Water Safety Ops - Lifesaving Services -	8,959.50
13/02/2025	\$APINVCE INV2798	THE ROYAL LIFE SAVING SOCIETY WA INC	THE ROYAL LIFE SAVING SOCIETY WA INC Water Safety Ops - Lifesaving Services -	5,940.00
Cheque/EFT Number 257868				3,710.74
13/02/2025	\$APINVCE 1555556	Galvins Plumbing Supplies	Galvins Plumbing Supplies Components for drink fountain repairs	3,710.74
Cheque/EFT Number 257869				2,236.42
13/02/2025	\$APINVCE 17231151	RSEA PTY LTD	RSEA PTY LTD Safety Boots Nightshift -WAC	166.10
13/02/2025	\$APINVCE 17233982	RSEA PTY LTD	RSEA PTY LTD 2024/25 Uniform Allocation - Safety Boot	161.70
13/02/2025	\$APINVCE 16879229	RSEA PTY LTD	RSEA PTY LTD Vest Zip Yel/ Navy xl, L, M, & S & Beani	1,273.37
13/02/2025	\$APINVCE 17238051	RSEA PTY LTD	RSEA PTY LTD 2024/25 Uniform Allocation Safety Boots	165.00
13/02/2025	\$APINVCE 17227788	RSEA PTY LTD	RSEA PTY LTD 2024/25 Uniform Allocation Safety Boots	140.80
13/02/2025	\$APINVCE 17165487	RSEA PTY LTD	RSEA PTY LTD Safety work boots for Parks unit team me	164.45
13/02/2025	\$APINVCE 17230469	RSEA PTY LTD	RSEA PTY LTD Safety Boots for WAC Staff Member	165.00
Cheque/EFT Number 257870				89.31
13/02/2025	\$APINVCE 3603760894	R S COMPONENTS	R S COMPONENTS Inspection Mirror + Funnel for Battery J	89.31
Cheque/EFT Number 257871				8,595.50
13/02/2025	\$APINVCE EHSINV000958235	St John Ambulance Australia	St John Ambulance Australia Medical Services - Major Events 2024/25	7,870.50
13/02/2025	\$APINVCE KINV00056884	St John Ambulance Australia	St John Ambulance Australia First Aid Kit Replenishment	725.00
Cheque/EFT Number 257872				1,217.30
13/02/2025	\$APINVCE 662105321	FUJI XEROX BUSINESSFORCE PTY LTD	FUJI XEROX BUSINESSFORCE PTY LTD FujiXerox Reminder & Final Demand Notice	967.39
13/02/2025	\$APINVCE 661105321	FUJI XEROX BUSINESSFORCE PTY LTD	FUJI XEROX BUSINESSFORCE PTY LTD FujiXerox Reminder & Final Demand Notice	249.91
Cheque/EFT Number 257873				847.00
13/02/2025	\$APINVCE 187685	Scott Printers Pty Ltd	Scott Printers Pty Ltd x2000 DL Window face envelopes COP logo	421.30
13/02/2025	\$APINVCE 187686	Scott Printers Pty Ltd	Scott Printers Pty Ltd Printing of posters	425.70
Cheque/EFT Number 257874				1,461.83
13/02/2025	\$APINVCE SI521794	STATEWIDE CLEANING SUPPLIES	STATEWIDE CLEANING SUPPLIES Cleaning Supplies for Citiplace Rest Cen	1,461.83
Cheque/EFT Number 257875				6,864.00
13/02/2025	\$APINVCE 25 001 039	Steens Gray & Kelly P/L ATFT Steens Gray & Kelly Unit Trust	Steens Gray & Kelly P/L ATFT Steens Gray & Kelly HVAC - INTERIM MECHANICAL SCOPE FOR COUN	6,864.00
Cheque/EFT Number 257876				16,500.00
13/02/2025	\$APINVCE 2232	Performing Arts Centre Society Inc t/a The Blue Room Theatre	Performing Arts Centre Society Inc t/a The Blue Arts and Culture Sponsorship 2023/24 The	16,500.00
Cheque/EFT Number 257877				514.25
13/02/2025	\$APINVCE 413474512	TOTAL EDEN PTY LTD T/AS Nutrien Water	TOTAL EDEN PTY LTD T/AS Nutrien Water Nozzle Rainbird 15H, Nozzle Hunter MP2000	514.25
Cheque/EFT Number 257878				837.99
13/02/2025	\$APINVCE 136048 #32	T QUIP	T QUIP Assorted Spares Parts for Parks Larger M	837.99
Cheque/EFT Number 257879				3,756.50
13/02/2025	\$APINVCE 2958	TRANEN PTY LTD T/AS TRANEN REVEGETATION SYSTEMS	TRANEN PTY LTD T/AS TRANEN REVEGETATION S AUSTRALIA DAY SEED GIVEAWAY, TREE MONTH	3,756.50
Cheque/EFT Number 257880				17,424.00
13/02/2025	\$APINVCE 95881182	WEST COAST TURF	WEST COAST TURF Re-turf damaged areas at Supreme Court G	17,424.00
Cheque/EFT Number 257881				450.74
13/02/2025	\$APINVCE 133844	WESTERN RESOURCE RECOVERY PTY LTD	WESTERN RESOURCE RECOVERY PTY LTD Planned Grease Trap Servicing FY 24/25	225.37
13/02/2025	\$APINVCE 133502	WESTERN RESOURCE RECOVERY PTY LTD	WESTERN RESOURCE RECOVERY PTY LTD Planned Grease Trap Servicing FY 24/25	225.37
Cheque/EFT Number 257882				38,322.13
13/02/2025	\$APINVCE 9368809	Wormald Australia Pty Ltd	Wormald Australia Pty Ltd Council House - Fire Water Storage Tanks	29,911.20
13/02/2025	\$APINVCE 9353147	Wormald Australia Pty Ltd	Wormald Australia Pty Ltd FIRE SERVICES REACTIVE MAINTENANCE 24/25	143.00
13/02/2025	\$APINVCE 9370178	Wormald Australia Pty Ltd	Wormald Australia Pty Ltd FIRE SERVICES REACTIVE MAINTENANCE 24/25	2,244.00
13/02/2025	\$APINVCE 9371353	Wormald Australia Pty Ltd	Wormald Australia Pty Ltd FIRE SERVICES REACTIVE MAINTENANCE 24/25	2,441.05
13/02/2025	\$APINVCE 9374912	Wormald Australia Pty Ltd	Wormald Australia Pty Ltd FIRE SERVICES REACTIVE MAINTENANCE 24/25	379.50
13/02/2025	\$APINVCE 9390891	Wormald Australia Pty Ltd	Wormald Australia Pty Ltd FIRE SERVICES REACTIVE MAINTENANCE 24/25	1,675.59
13/02/2025	\$APINVCE 9388197	Wormald Australia Pty Ltd	Wormald Australia Pty Ltd FIRE SERVICES REACTIVE MAINTENANCE 24/25	499.29
13/02/2025	\$APINVCE 9385404	Wormald Australia Pty Ltd	Wormald Australia Pty Ltd FIRE SERVICES REACTIVE MAINTENANCE 24/25	792.00
13/02/2025	\$APINVCE 9385150	Wormald Australia Pty Ltd	Wormald Australia Pty Ltd FIRE SERVICES REACTIVE MAINTENANCE 24/25	236.50
Cheque/EFT Number 257883				160.00
13/02/2025	\$APINVCE LGEE030225	Loren Gee	Loren Gee Healthy Life Style - Loren Gee	160.00
Cheque/EFT Number 257884				550.00
13/02/2025	\$APINVCE RCOLALIL0040225	Roberto Colalillo	Roberto Colalillo Employee Recognition- Roberto Colalillo	550.00



Schedule of Accounts Paid - Municipal Fund

For the Period :01/02/2025-28/02/2025

Payment Date	Document Ty Invoice Number	Payee	Payment Details	Payment Amount
Cheque/EFT Number 257885				10.00
13/02/2025	\$APINVCE JTHOMPSON050225	Jo Thompson	Parking Fee Refund-Jo Thompson	10.00
Cheque/EFT Number 257886				160.00
13/02/2025	\$APINVCE CTAN070225	Christopher Tan	Healthy Life Style - Christopher Tan	160.00
Cheque/EFT Number 257887				326.00
13/02/2025	\$APINVCE 40398	Cara Johns-Putra	Refund park wedding-Cara Johns-Putra	326.00
Cheque/EFT Number 257888				160.00
13/02/2025	\$APINVCE YHONMON060225	Yvonne Honmon	Healthy Life Style - Yvonne Honmon	160.00
Cheque/EFT Number 257889				100.00
13/02/2025	\$APINVCE FD2025/3	Sustainable Australia Inc	Permit is not required -Sustainable Aust	100.00
Cheque/EFT Number 257890				1,000.00
13/02/2025	\$APINVCE 40845	KA WUN WU	Town Hall Bond-KA WUN WU	1,000.00
Cheque/EFT Number 257891				2,051.45
13/02/2025	\$APINVCE 1225150	Capital Broadway Pty Ltd	rates overpayment-150 Broadway, CRAWLEY	2,051.45
Cheque/EFT Number 257892				73.00
13/02/2025	\$APINVCE SEC402024/5426	Klassic Group Pty Ltd	App not processed-73 Francis St	73.00
Cheque/EFT Number 257893				1,280.00
13/02/2025	\$APINVCE DA2025/5034	Lux Habitat Pty Ltd	Application exempt-73 Francis St Northbr	1,280.00
Cheque/EFT Number 257894				14,110.60
13/02/2025	\$APINVCE 1106376	CBRE (C) Pty Limited Estate Agency Busin	Overpaid Rates-81 St Georges Terrace, PE	14,110.60
Cheque/EFT Number 257895				60.00
13/02/2025	\$APINVCE 100861299	Karol Vanessa Hernandez Sanchez	Refund infringement-Karol Vanessa Hernan	60.00
Cheque/EFT Number 257896				266,172.50
20/02/2025	\$APINVCE LE250125	LUX EVENTS PTY LTD	Coordination and Management of Creative	266,172.50
Cheque/EFT Number 257897				653.04
20/02/2025	\$APINVCE 4520817152	REPCO	Light Vehicle Service Filters	653.04
Cheque/EFT Number 257898				20,000.00
20/02/2025	\$APINVCE 01072555	CTIS PTY LTD	Cash Supply for Cash Redemption Machine	20,000.00
Cheque/EFT Number 257899				462.07
20/02/2025	\$APINVCE 4008879	ABLE WESTCHEM(BORVEK PTY LTD)	Detergent HD Hercules 20L	462.07
Cheque/EFT Number 257900				5,258.00
20/02/2025	\$APINVCE 231781	McMullen Nolan Group Pty Ltd MNG	Feature Survey - 60 Nelson Crescent	5,258.00
Cheque/EFT Number 257901				4,148.82
20/02/2025	\$APINVCE 165027538.MAL	BIDFOOD WA PTY LTD	BIDFOOD - SUPPLY OF FOOD AND BEVERAGES T	882.66
20/02/2025	\$APINVCE 164110784.MAL	BIDFOOD WA PTY LTD	BIDFOOD - SUPPLY OF FOOD AND BEVERAGES T	103.27
20/02/2025	\$APINVCE 165514491.MAL	BIDFOOD WA PTY LTD	BIDFOOD - SUPPLY OF FOOD AND BEVERAGES T	548.85
20/02/2025	\$APINVCE 165501737.MAL	BIDFOOD WA PTY LTD	BIDFOOD - SUPPLY OF FOOD AND BEVERAGES T	621.13
20/02/2025	\$APINVCE 165488390.MAL	BIDFOOD WA PTY LTD	BIDFOOD - SUPPLY OF FOOD AND BEVERAGES T	878.85
20/02/2025	\$APINVCE 165456390.MAL	BIDFOOD WA PTY LTD	BIDFOOD - SUPPLY OF FOOD AND BEVERAGES T	31.61
20/02/2025	\$APINVCE 165473970.MAL	BIDFOOD WA PTY LTD	BIDFOOD - SUPPLY OF FOOD AND BEVERAGES T	541.46
20/02/2025	\$APINVCE 165456391.MAL	BIDFOOD WA PTY LTD	BIDFOOD - SUPPLY OF FOOD AND BEVERAGES T	540.99
Cheque/EFT Number 257902				687.50
20/02/2025	\$APINVCE AU-673345	ILLION AUSTRALIA PTY LTD T/AS TENDERLINK.COM	Tenderlink Subscription 2024/25	687.50
Cheque/EFT Number 257903				1,647.36
20/02/2025	\$APINVCE 1301193	Resource Recovery Group	Change of Owner 15.10.24	1,647.36
Cheque/EFT Number 257904				4,308.01
20/02/2025	\$APINVCE AUD621156	IRON MOUNTAIN AUSTRALIA GROUP PTY LTD	Secure Destruction Bin Level 8 23/24	48.27
20/02/2025	\$APINVCE AUD619500	IRON MOUNTAIN AUSTRALIA GROUP PTY LTD	Secure Destruction Bin Level 8 23/24	48.27
20/02/2025	\$APINVCE AUD612227	IRON MOUNTAIN AUSTRALIA GROUP PTY LTD	Secure bin disposal LG 2024/2025	12.07
20/02/2025	\$APINVCE 109014238	IRON MOUNTAIN AUSTRALIA GROUP PTY LTD	6YQN Data Mgt Tape Storage 24 25	2.86
20/02/2025	\$APINVCE AUD619733	IRON MOUNTAIN AUSTRALIA GROUP PTY LTD	Iron Mountain NAV account 24 25	1,425.23
20/02/2025	\$APINVCE AUD612091	IRON MOUNTAIN AUSTRALIA GROUP PTY LTD	SDS Secure Destruction Bins 24 25	48.26
20/02/2025	\$APINVCE AUD618900	IRON MOUNTAIN AUSTRALIA GROUP PTY LTD	ARCHIVE - GENERAL STORAGE & RETRIEVAL -	2,337.92
20/02/2025	\$APINVCE AUD619701	IRON MOUNTAIN AUSTRALIA GROUP PTY LTD	ARCHIVE - VAULT - STORAGE & RETRIEVAL -	385.13
Cheque/EFT Number 257905				480.00
20/02/2025	\$APINVCE 52349647	NESPRESSO	Coffee Pods - Level 2	480.00
Cheque/EFT Number 257906				6,160.00
20/02/2025	\$APINVCE PI150207	DATA 3	E1127473 - Technical Consultant for Micr	6,160.00
Cheque/EFT Number 257907				3,595.27
20/02/2025	\$APINVCE A-214898	IAS Fine Art Logistics Pty Ltd	IAS - collection and storage.	3,595.27
Cheque/EFT Number 257908				21,395.02
20/02/2025	\$APINVCE 186120807	Higgins Coatings Pty Ltd	2024/25 Painting Program Works	917.82
20/02/2025	\$APINVCE 186123562	Higgins Coatings Pty Ltd	2024/25 - Furniture Items 3241 and 3240	3,567.17
20/02/2025	\$APINVCE 186123329	Higgins Coatings Pty Ltd	2024/25 - Furniture Items 3241 and 3240	7,452.10
20/02/2025	\$APINVCE 186120809	Higgins Coatings Pty Ltd	2024/25 Painting Program Works	2,502.85
20/02/2025	\$APINVCE 186123891	Higgins Coatings Pty Ltd	Graffiti Removal/Vandalism	627.75
20/02/2025	\$APINVCE 186123887	Higgins Coatings Pty Ltd	Graffiti Removal/Vandalism	627.75
20/02/2025	\$APINVCE 186122766	Higgins Coatings Pty Ltd	Graffiti Removal/Vandalism	1,062.86
20/02/2025	\$APINVCE 186123886	Higgins Coatings Pty Ltd	Graffiti Removal/Vandalism	627.75



Schedule of Accounts Paid - Municipal Fund

For the Period :01/02/2025-28/02/2025

Payment Date	Document Ty	Invoice Number	Payee	Payment Details	Payment Amount
20/02/2025	\$APINVCE	186123866	Higgins Coatings Pty Ltd	Graffiti Removal/Vandalism	1,062.86
20/02/2025	\$APINVCE	186123877	Higgins Coatings Pty Ltd	Graffiti Removal/Vandalism	627.75
20/02/2025	\$APINVCE	186123869	Higgins Coatings Pty Ltd	Graffiti Removal/Vandalism	1,062.86
20/02/2025	\$APINVCE	186123882	Higgins Coatings Pty Ltd	Graffiti Removal/Vandalism	627.75
20/02/2025	\$APINVCE	186123884	Higgins Coatings Pty Ltd	Graffiti Removal/Vandalism	627.75
Cheque/EFT Number 257909					3,937.09
WESTBOOKS					
20/02/2025	\$APINVCE	346281	WESTBOOKS	Library Stock - Adult Fiction & Adult No	1,712.65
20/02/2025	\$APINVCE	346282	WESTBOOKS	Library Stock - Adult Fiction & Adult No	27.91
20/02/2025	\$APINVCE	346256	WESTBOOKS	Library Stock - Adult Fiction & Adult No	264.38
20/02/2025	\$APINVCE	346252	WESTBOOKS	Library Stock - Adult Fiction & Adult No	734.25
20/02/2025	\$APINVCE	346253	WESTBOOKS	Library Stock - Adult Fiction & Adult No	714.65
20/02/2025	\$APINVCE	346257	WESTBOOKS	Library Stock - Adult Fiction & Adult No	46.83
20/02/2025	\$APINVCE	346255	WESTBOOKS	Library Stock - Adult Fiction & Adult No	405.80
20/02/2025	\$APINVCE	346254	WESTBOOKS	Library Stock - Adult Fiction & Adult No	30.62
Cheque/EFT Number 257910					31,679.40
TK Elevator Australia Pty Ltd					
20/02/2025	\$APINVCE	8067248441	TK Elevator Australia Pty Ltd	PLANNED LIFT AND ESCALATOR MAINTENANCE V	1,335.83
20/02/2025	\$APINVCE	8067248429	TK Elevator Australia Pty Ltd	PLANNED LIFT AND ESCALATOR MAINTENANCE V	2,451.54
20/02/2025	\$APINVCE	8067248452	TK Elevator Australia Pty Ltd	PLANNED LIFT AND ESCALATOR MAINTENANCE V	1,280.81
20/02/2025	\$APINVCE	8067248477	TK Elevator Australia Pty Ltd	PLANNED LIFT AND ESCALATOR MAINTENANCE V	612.89
20/02/2025	\$APINVCE	8067248474	TK Elevator Australia Pty Ltd	PLANNED LIFT AND ESCALATOR MAINTENANCE V	2,249.75
20/02/2025	\$APINVCE	8067248475	TK Elevator Australia Pty Ltd	PLANNED LIFT AND ESCALATOR MAINTENANCE V	612.89
20/02/2025	\$APINVCE	8067248478	TK Elevator Australia Pty Ltd	PLANNED LIFT AND ESCALATOR MAINTENANCE V	4,159.63
20/02/2025	\$APINVCE	8067248480	TK Elevator Australia Pty Ltd	PLANNED LIFT AND ESCALATOR MAINTENANCE V	9,346.48
20/02/2025	\$APINVCE	8067248479	TK Elevator Australia Pty Ltd	PLANNED LIFT AND ESCALATOR MAINTENANCE V	1,001.33
20/02/2025	\$APINVCE	8067248462	TK Elevator Australia Pty Ltd	PLANNED LIFT AND ESCALATOR MAINTENANCE V	1,253.82
20/02/2025	\$APINVCE	8067248423	TK Elevator Australia Pty Ltd	PLANNED LIFT AND ESCALATOR MAINTENANCE V	2,003.75
20/02/2025	\$APINVCE	8067248349	TK Elevator Australia Pty Ltd	PLANNED LIFT AND ESCALATOR MAINTENANCE V	1,280.81
20/02/2025	\$APINVCE	8067248481	TK Elevator Australia Pty Ltd	PLANNED LIFT AND ESCALATOR MAINTENANCE V	129.87
20/02/2025	\$APINVCE	8067248469	TK Elevator Australia Pty Ltd	PLANNED LIFT AND ESCALATOR MAINTENANCE V	1,921.19
20/02/2025	\$APINVCE	8067248476	TK Elevator Australia Pty Ltd	PLANNED LIFT AND ESCALATOR MAINTENANCE V	640.40
20/02/2025	\$APINVCE	8067247992	TK Elevator Australia Pty Ltd	Vertical transport reactive maint. 24/25	1,398.41
Cheque/EFT Number 257911					1,171.05
ALINTA SALES PTY LTD					
20/02/2025	\$APINVCE	654999411	ALINTA SALES PTY LTD	Unit 0, 420 Wellington St PERTH	1,064.45
20/02/2025	\$APINVCE	232004048	ALINTA SALES PTY LTD	595 Hay St PERTH	106.60
Cheque/EFT Number 257912					49,500.00
Black Swan State Theatre Company Ltd					
20/02/2025	\$APINVCE	00002701	Black Swan State Theatre Company Ltd	Arts and Culture Sponsorship 2024/25 Bla	49,500.00
Cheque/EFT Number 257913					155.00
FOXTEL SUBSCRIBER PAYMENTS					
20/02/2025	\$APINVCE	472960052	FOXTEL SUBSCRIBER PAYMENTS	Foxtel Subscription - NB Piazza	155.00
Cheque/EFT Number 257914					92,347.97
ENVIROPATH PTY LTD T/ AS SPOT'S ALL SURFACE CLEANING					
20/02/2025	\$APINVCE	4151	ENVIROPATH PTY LTD T/ AS SPOT'S ALL SURFACE	Planned Car Park Degreasing Contract 10	12,802.90
20/02/2025	\$APINVCE	4139	ENVIROPATH PTY LTD T/ AS SPOT'S ALL SURFACE	Rubber Skirting / HYD Filters and Misc P	658.35
20/02/2025	\$APINVCE	4158	ENVIROPATH PTY LTD T/ AS SPOT'S ALL SURFACE	Rubber Skirting / HYD Filters and Misc P	1,048.85
20/02/2025	\$APINVCE	4147	ENVIROPATH PTY LTD T/ AS SPOT'S ALL SURFACE	High Pressure Cleaning to Shared Paths 2	77,837.87
Cheque/EFT Number 257915					519.42
ATOM SUPPLY					
20/02/2025	\$APINVCE	P3812511	ATOM SUPPLY	Gloves and Earplugs	519.42
Cheque/EFT Number 257916					1,353.00
BOTANICAL BLOOMS					
20/02/2025	\$APINVCE	1186	BOTANICAL BLOOMS	Floral Arrangements for Australia Day Ci	1,353.00
Cheque/EFT Number 257917					5,852.00
Diamond View Pty Ltd t/as ADH Golf and Utility Vehicles					
20/02/2025	\$APINVCE	50632	Diamond View Pty Ltd t/as ADH Golf and Utility	V Australia Day 2025 - Golf Buggy Hire, ev	5,852.00
Cheque/EFT Number 257918					170.86
CANON PRODUCTION PRINTING AUSTRALIA PTY LTD T/AS OCE-AUSTRALIA					
20/02/2025	\$APINVCE	INV-86724	CANON PRODUCTION PRINTING AUSTRALIA PTY	TC54SA STANDALONE SCANNER MAINTENANCE RE	170.86
Cheque/EFT Number 257919					162,381.42
ACCESS BRICKPAVING CO					
20/02/2025	\$APINVCE	310134	ACCESS BRICKPAVING CO	Scheduled Maintenance program items 217(29,043.45
20/02/2025	\$APINVCE	310135	ACCESS BRICKPAVING CO	Thomas Street - Civil works PLEASE DO N	105,634.17
20/02/2025	\$APINVCE	240132	ACCESS BRICKPAVING CO	Scheduled Footpath Maintenance program i	8,893.80
20/02/2025	\$APINVCE	310139	ACCESS BRICKPAVING CO	Stage 3 Footing Remediation	18,810.00
Cheque/EFT Number 257920					13,645.45
DEPARTMENT OF TRANSPORT					
20/02/2025	\$APINVCE	8063521	DEPARTMENT OF TRANSPORT	Vehicle Registration Owner Details 23/24	13,645.45
Cheque/EFT Number 257921					4,217.42
SONIC HEALTHPLUS PTY LTD					
20/02/2025	\$APINVCE	3505132	SONIC HEALTHPLUS PTY LTD	Drug & Alcohol Testing to staff incl on	3,755.20
20/02/2025	\$APINVCE	3505130	SONIC HEALTHPLUS PTY LTD	Recruitment PreEmployment Medical Servic	462.22
Cheque/EFT Number 257922					9,008.80
EOS ELECTRICAL					
20/02/2025	\$APINVCE	18618	EOS ELECTRICAL	2024/2025 Banner Installation and Remova	9,008.80
Cheque/EFT Number 257923					47,838.48
Theatre 180 Inc					
20/02/2025	\$APINVCE	INV-0229	Theatre 180 Inc	Boorloo Heritage Festival - Stories from	23,088.48
20/02/2025	\$APINVCE	INV-0228	Theatre 180 Inc	Boorloo Heritage Festival - Stage produc	24,750.00
Cheque/EFT Number 257924					26,329.69
LKS Constructions (WA) Pty Ltd					
20/02/2025	\$APINVCE	00002767	LKS Constructions (WA) Pty Ltd	Main Contractor for Langley Park Changer	26,329.69
Cheque/EFT Number 257925					5,346.00
ALFRED BOCK T/AS AGB CONSULTING					



Schedule of Accounts Paid - Municipal Fund

For the Period :01/02/2025-28/02/2025

Payment Date	Document Ty Invoice Number	Payee	Payment Details	Payment Amount
20/02/2025	\$APINVCE 363	ALFRED BOCK T/AS AGB CONSULTING	OMB Services Parking 24/25	5,346.00
Cheque/EFT Number 257926				5,500.00
20/02/2025	\$APINVCE 11330498	MINTER ELLISON	Legal Service - Contract with Mastek Sys	5,500.00
Cheque/EFT Number 257927				5,100.00
20/02/2025	\$APINVCE 92A	ALANA HALL	ALANA HALL - PODIATRY CITIPLACE COMMUNIT	5,100.00
Cheque/EFT Number 257928				930,135.34
20/02/2025	\$APINVCE 52034	Duratec Limited	Library Facade Remediation Project	930,135.34
Cheque/EFT Number 257929				1,163.58
20/02/2025	\$APINVCE 18988	Greenlite Electrical Contractors Pty Ltd	Wellington st median transducer replacem	653.16
20/02/2025	\$APINVCE 18987	Greenlite Electrical Contractors Pty Ltd	Concert hall removal of cabinet	510.42
Cheque/EFT Number 257930				8,679.00
20/02/2025	\$APINVCE 9272	BICYCLE VICTORIA	Super Sunday - Bike Count 2024 - 18 Site	8,679.00
Cheque/EFT Number 257931				22,865.29
20/02/2025	\$APINVCE 128331	EWCS Unit Trust t/as Enviro Sweep	Planned Car Park Sweeping FY24/25 PO ra	22,865.29
Cheque/EFT Number 257932				15,330.70
20/02/2025	\$APINVCE 476980	Sydel Nominees t/as Imagesource Digital Solutior Image source urban forest printing		104.50
20/02/2025	\$APINVCE 476718	Sydel Nominees t/as Imagesource Digital Solutior Australia Day 2025 - Event Day Document		7,778.10
20/02/2025	\$APINVCE 476959	Sydel Nominees t/as Imagesource Digital Solutior Australia Day 2025 - Event Day Document		473.00
20/02/2025	\$APINVCE 476860	Sydel Nominees t/as Imagesource Digital Solutior Australia Day 2025 - Event Maps Printing		6,176.50
20/02/2025	\$APINVCE 476857	Sydel Nominees t/as Imagesource Digital Solutior labels		286.00
20/02/2025	\$APINVCE 476859	Sydel Nominees t/as Imagesource Digital Solutior LABELS		104.50
20/02/2025	\$APINVCE 476917	Sydel Nominees t/as Imagesource Digital Solutior Reserve Bay Signage		408.10
Cheque/EFT Number 257933				284.90
20/02/2025	\$APINVCE INV04883907	Message4u Pty Ltd	SMS service Message4u - 2024/25	284.90
Cheque/EFT Number 257934				385.00
20/02/2025	\$APINVCE 214511	ARTS HUB AUSTRALIA PTY LTD	Arts Hub Membership Renewal	385.00
Cheque/EFT Number 257935				25.45
20/02/2025	\$APINVCE 569545	JAPANESE TRUCK & BUS SPARES PTY LTD	L/H Mirror Assembly + Servicing Filter f	25.45
Cheque/EFT Number 257936				38,164.74
20/02/2025	\$APINVCE 89540	LIGHTSPEED COMMUNICATIONS AUSTRALIA PTY	Concert Hall car park fiber optics remov	9,549.50
20/02/2025	\$APINVCE 89529	LIGHTSPEED COMMUNICATIONS AUSTRALIA PTY	2 x New UPS to replace faulty UPS and ex	20,788.74
20/02/2025	\$APINVCE 89539	LIGHTSPEED COMMUNICATIONS AUSTRALIA PTY	Lightspeed Fibre Optic Preventative Main	7,826.50
Cheque/EFT Number 257937				32,692.15
20/02/2025	\$APINVCE 06816355	LINFOX ARMAGUARD PTY LTD T/AS ARMAGUARD	Coin banking 2024-25	5,953.29
20/02/2025	\$APINVCE 06823062	LINFOX ARMAGUARD PTY LTD T/AS ARMAGUARD	Coin banking 2024-25	4,340.92
20/02/2025	\$APINVCE 06808468	LINFOX ARMAGUARD PTY LTD T/AS ARMAGUARD	Coin banking 2024-25	4,665.84
20/02/2025	\$APINVCE 06773709	LINFOX ARMAGUARD PTY LTD T/AS ARMAGUARD	Coin banking 2024-25	1,304.62
20/02/2025	\$APINVCE 06801362	LINFOX ARMAGUARD PTY LTD T/AS ARMAGUARD	Coin banking 2024-25	4,604.47
20/02/2025	\$APINVCE 06779672	LINFOX ARMAGUARD PTY LTD T/AS ARMAGUARD	Coin banking 2024-25	2,104.33
20/02/2025	\$APINVCE 06785923	LINFOX ARMAGUARD PTY LTD T/AS ARMAGUARD	Coin banking 2024-25	3,818.93
20/02/2025	\$APINVCE 06794193	LINFOX ARMAGUARD PTY LTD T/AS ARMAGUARD	Coin banking 2024-25	5,899.75
Cheque/EFT Number 257938				41,322.10
20/02/2025	\$APINVCE 6164856152	THOMSON REUTERS(PROFESSIONAL)AUST LTD	Big Red Sky Annual Subscription 2024 - 2	37,681.73
20/02/2025	\$APINVCE 6164856150	THOMSON REUTERS(PROFESSIONAL)AUST LTD	Big Red Sky Annual Subscription 2024 - 2	3,640.37
Cheque/EFT Number 257939				9,900.00
20/02/2025	\$APINVCE INV-10041	RTRFM 92.1 Ltd	Local Activation Grant 2024/25 RTRFM's I	9,900.00
Cheque/EFT Number 257940				1,650.00
20/02/2025	\$APINVCE INV-1491	MARINOVICH FAMILY TRUST T/AS CARNIVAL AMUSEMENTS	Hire of Truss for Summer Nighths	1,650.00
Cheque/EFT Number 257941				15,236.96
20/02/2025	\$APINVCE 58823	DATALINE VISUAL LINK PTY LTD	Reactive CCTV Maintenance 24/25 FY	196.87
20/02/2025	\$APINVCE 58828	DATALINE VISUAL LINK PTY LTD	Reactive CCTV Maintenance 24/25 FY	131.24
20/02/2025	\$APINVCE 58830	DATALINE VISUAL LINK PTY LTD	Reactive CCTV Maintenance 24/25 FY	3,475.71
20/02/2025	\$APINVCE 58831	DATALINE VISUAL LINK PTY LTD	Reactive CCTV Maintenance 24/25 FY	131.24
20/02/2025	\$APINVCE 58832	DATALINE VISUAL LINK PTY LTD	VARIOUS SITES - UNPLANNED CCTV MAINTENAN	131.24
20/02/2025	\$APINVCE 58864	DATALINE VISUAL LINK PTY LTD	Replace SSD on CCTV trailer 4	2,149.74
20/02/2025	\$APINVCE 58859	DATALINE VISUAL LINK PTY LTD	Reactive CCTV Maintenance 24/25 FY	131.24
20/02/2025	\$APINVCE 58860	DATALINE VISUAL LINK PTY LTD	Reactive CCTV Maintenance 24/25 FY	590.59
20/02/2025	\$APINVCE 58861	DATALINE VISUAL LINK PTY LTD	Reactive CCTV Maintenance 24/25 FY	262.48
20/02/2025	\$APINVCE 58862	DATALINE VISUAL LINK PTY LTD	Reactive CCTV Maintenance 24/25 FY	229.67
20/02/2025	\$APINVCE 58851	DATALINE VISUAL LINK PTY LTD	Reactive CCTV Maintenance 24/25 FY	196.87
20/02/2025	\$APINVCE 58849	DATALINE VISUAL LINK PTY LTD	Reactive CCTV Maintenance 24/25 FY	853.12
20/02/2025	\$APINVCE 58847	DATALINE VISUAL LINK PTY LTD	VARIOUS SITES - UNPLANNED CCTV MAINTENAN	196.87
20/02/2025	\$APINVCE 58850	DATALINE VISUAL LINK PTY LTD	VARIOUS SITES - UNPLANNED CCTV MAINTENAN	131.24
20/02/2025	\$APINVCE 58857	DATALINE VISUAL LINK PTY LTD	Reactive CCTV Maintenance 24/25 FY	131.24
20/02/2025	\$APINVCE 58848	DATALINE VISUAL LINK PTY LTD	Reactive CCTV Maintenance 24/25 FY	131.24
20/02/2025	\$APINVCE 58846	DATALINE VISUAL LINK PTY LTD	Reactive CCTV Maintenance 24/25 FY	131.24
20/02/2025	\$APINVCE 58858	DATALINE VISUAL LINK PTY LTD	Reactive CCTV Maintenance 24/25 FY	3,606.96
20/02/2025	\$APINVCE 58845	DATALINE VISUAL LINK PTY LTD	VARIOUS SITES - UNPLANNED CCTV MAINTENAN	65.63
20/02/2025	\$APINVCE 58842	DATALINE VISUAL LINK PTY LTD	VARIOUS SITES - UNPLANNED CCTV MAINTENAN	65.63



Schedule of Accounts Paid - Municipal Fund

For the Period :01/02/2025-28/02/2025

Payment Date	Document Ty	Invoice Number	Payee	Payment Details	Payment Amount
20/02/2025	\$APINVCE	58838	DATALINE VISUAL LINK PTY LTD	Reactive CCTV Maintenance 24/25 FY	131.24
20/02/2025	\$APINVCE	58839	DATALINE VISUAL LINK PTY LTD	Reactive CCTV Maintenance 24/25 FY	131.24
20/02/2025	\$APINVCE	58840	DATALINE VISUAL LINK PTY LTD	VARIOUS SITES - UNPLANNED CCTV MAINTENAN	65.63
20/02/2025	\$APINVCE	58841	DATALINE VISUAL LINK PTY LTD	VARIOUS SITES - UNPLANNED CCTV MAINTENAN	131.24
20/02/2025	\$APINVCE	58837	DATALINE VISUAL LINK PTY LTD	Reactive CCTV Maintenance 24/25 FY	131.24
20/02/2025	\$APINVCE	58836	DATALINE VISUAL LINK PTY LTD	Reactive CCTV Maintenance 24/25 FY	131.24
20/02/2025	\$APINVCE	58834	DATALINE VISUAL LINK PTY LTD	VARIOUS SITES - UNPLANNED CCTV MAINTENAN	131.24
20/02/2025	\$APINVCE	58833	DATALINE VISUAL LINK PTY LTD	Removal of Camera #86 For Hay Street two	722.00
20/02/2025	\$APINVCE	58825	DATALINE VISUAL LINK PTY LTD	Reactive CCTV Maintenance 24/25 FY	131.24
20/02/2025	\$APINVCE	58826	DATALINE VISUAL LINK PTY LTD	VARIOUS SITES - UNPLANNED CCTV MAINTENAN	196.87
20/02/2025	\$APINVCE	58827	DATALINE VISUAL LINK PTY LTD	Reactive CCTV Maintenance 24/25 FY	393.72
Cheque/EFT Number 257942			Lateral Pty Ltd		1,315.88
20/02/2025	\$APINVCE	INV-9911	Lateral Pty Ltd	CPAMS Support July - Sep 2023	907.50
20/02/2025	\$APINVCE	INV-10480	Lateral Pty Ltd	Oct - Dec CPAMS Support + Environment u	408.38
Cheque/EFT Number 257943			Electricity Generation & Retail Corporation - Synergy		190,534.81
20/02/2025	\$APINVCE	2058334546	Electricity Generation & Retail Corporation - SyneU 13 420 Wellington St, Perth WA 6000		16,789.55
20/02/2025	\$APINVCE	2046336720	Electricity Generation & Retail Corporation - SyneStreetlights tariff		41,903.26
20/02/2025	\$APINVCE	2082315195	Electricity Generation & Retail Corporation - SyneUnmetered tariff		18,004.66
20/02/2025	\$APINVCE	2078317355	Electricity Generation & Retail Corporation - SyneLot 483 U 2 Terrace Rd, Perth WA 6000		113.67
20/02/2025	\$APINVCE	2030343297	Electricity Generation & Retail Corporation - Syne5 Thelma St, West Perth WA 6005		462.62
20/02/2025	\$APINVCE	2042335408	Electricity Generation & Retail Corporation - SyneLot 9003 Wellington St, West Perth WA 60		185.19
20/02/2025	\$APINVCE	2058334552	Electricity Generation & Retail Corporation - Syne2 Barrack St, Perth WA 6000		1,646.92
20/02/2025	\$APINVCE	2058334551	Electricity Generation & Retail Corporation - Syne5 St Georges Tce, Perth WA 600		1,751.87
20/02/2025	\$APINVCE	2014361019	Electricity Generation & Retail Corporation - SyneLot 792 Hay St, Perth WA 6000		7,769.95
20/02/2025	\$APINVCE	2014361018	Electricity Generation & Retail Corporation - SyneU 1 377 Murray St, Perth WA 6000		10,883.98
20/02/2025	\$APINVCE	2014361021	Electricity Generation & Retail Corporation - Syne419 Forrest Pl, Perth WA 6000		17,079.94
20/02/2025	\$APINVCE	2014361020	Electricity Generation & Retail Corporation - Syne579 Hay St, Perth WA 6000		23,251.69
20/02/2025	\$APINVCE	2058334547	Electricity Generation & Retail Corporation - SyneU B 1 Mounts Bay Rd, Perth WA 6000		22,595.65
20/02/2025	\$APINVCE	2058334550	Electricity Generation & Retail Corporation - SyneLot 102 U Cs Elder St, Perth WA 6000		10,756.81
20/02/2025	\$APINVCE	2042335602	Electricity Generation & Retail Corporation - SyneLot 9003 U 1 Kings Park Rd, West Perth W		357.89
20/02/2025	\$APINVCE	2058334549	Electricity Generation & Retail Corporation - SyneLot 567 Adelaide Tce, Perth WA 6000		9,582.52
20/02/2025	\$APINVCE	2050342249	Electricity Generation & Retail Corporation - Syne4 Kattidj Cl, Kings Park WA 6005		1,161.15
20/02/2025	\$APINVCE	2058334548	Electricity Generation & Retail Corporation - SyneLot 18 Pier St, Perth WA 6000		5,263.53
20/02/2025	\$APINVCE	2038339388	Electricity Generation & Retail Corporation - SyneU 16 420 Wellington St, Perth WA 6000		973.96
Cheque/EFT Number 257944			BLACKWOODS ATKINS		183.81
20/02/2025	\$APINVCE	SI10300569	BLACKWOODS ATKINS	Bow Saw 530mm BW# 00361216 Chain link g	183.81
Cheque/EFT Number 257945			Local Government Professionals Australia WA		2,600.00
20/02/2025	\$APINVCE	41913	Local Government Professionals Australia WA	External Training - Contract Management	1,300.00
20/02/2025	\$APINVCE	41912	Local Government Professionals Australia WA	External Training - Contract Management	1,300.00
Cheque/EFT Number 257946			Luminare Pty Ltd t/as Art Install		913.00
20/02/2025	\$APINVCE	INV-1083	Luminare Pty Ltd t/as Art Install	ART TRANSPORT	913.00
Cheque/EFT Number 257947			WEST COAST SPRING WATER PTY LTD T/AS AUSSIE NATURAL SPRING W		629.20
20/02/2025	\$APINVCE	3643183	WEST COAST SPRING WATER PTY LTD T/AS AUSSIE Council House - Drinking Water 6 Month		96.80
20/02/2025	\$APINVCE	3643179	WEST COAST SPRING WATER PTY LTD T/AS AUSSIE Council House - Drinking Water 6 Month		48.40
20/02/2025	\$APINVCE	3643178	WEST COAST SPRING WATER PTY LTD T/AS AUSSIE Council House - Drinking Water 6 Month		48.40
20/02/2025	\$APINVCE	3643177	WEST COAST SPRING WATER PTY LTD T/AS AUSSIE Council House - Drinking Water 6 Month		48.40
20/02/2025	\$APINVCE	3643176	WEST COAST SPRING WATER PTY LTD T/AS AUSSIE Council House - Drinking Water 6 Month		48.40
20/02/2025	\$APINVCE	3643184	WEST COAST SPRING WATER PTY LTD T/AS AUSSIE Council House - Drinking Water 6 Month		96.80
20/02/2025	\$APINVCE	3643182	WEST COAST SPRING WATER PTY LTD T/AS AUSSIE Council House - Drinking Water 6 Month		48.40
20/02/2025	\$APINVCE	3643180	WEST COAST SPRING WATER PTY LTD T/AS AUSSIE Council House - Drinking Water 6 Month		48.40
20/02/2025	\$APINVCE	3643181	WEST COAST SPRING WATER PTY LTD T/AS AUSSIE Council House - Drinking Water 6 Month		48.40
20/02/2025	\$APINVCE	3643185	WEST COAST SPRING WATER PTY LTD T/AS AUSSIE Council House - Drinking Water 6 Month		96.80
Cheque/EFT Number 257948			MULTI FIX WA		404.69
20/02/2025	\$APINVCE	S832381	MULTI FIX WA	Fixings for 2024/25 Furniture Replacemen	404.69
Cheque/EFT Number 257949			TTF the Property Australia Management Trust		7,093.52
20/02/2025	\$APINVCE	6590	TTF the Property Australia Management Trust	565 Hay Street (Library) -24/25	7,093.52
Cheque/EFT Number 257950			TN & LS Investments Pty Ltd t/as Cellarbrations at CBD		75.26
20/02/2025	\$APINVCE	00005843	TN & LS Investments Pty Ltd t/as Cellarbrations a Supply of Milk for Staff and Sunday Time		75.26
Cheque/EFT Number 257951			Woolworths Group Limited		149.84
20/02/2025	\$APINVCE	TI-01E8D-17904E	Woolworths Group Limited	Amenities For Concierge - New FY 24/25 D	149.84
Cheque/EFT Number 257952			GEOFFREY BAIN T/AS JUNK REMOVAL		1,650.00
20/02/2025	\$APINVCE	INV13457	GEOFFREY BAIN T/AS JUNK REMOVAL	Concourse Cardboard bale removal DO NOT	1,650.00
Cheque/EFT Number 257953			BROWNES FOODS OPERATIONS PTY LTD		119.79
20/02/2025	\$APINVCE	18237418	BROWNES FOODS OPERATIONS PTY LTD	Brownes Milk supply for Depot 2024/2025	119.79
Cheque/EFT Number 257954			AUSTRALIAN INSTITUTE OF MANAGEMENT - AIM		687.00
20/02/2025	\$APINVCE	7170685	AUSTRALIAN INSTITUTE OF MANAGEMENT - AIM Professional Development		687.00
Cheque/EFT Number 257955			BEACON EQUIPMENT BENTLEY		584.50
20/02/2025	\$APINVCE	79358 #2	BEACON EQUIPMENT BENTLEY	Replacement Wheel Rim for John Deere Mow	584.50
Cheque/EFT Number 257956			Culture Counts (Australia) Pty Ltd		2,062.50



Schedule of Accounts Paid - Municipal Fund

For the Period :01/02/2025-28/02/2025

Payment Date	Document Ty Invoice Number	Payee	Payment Details	Payment Amount
20/02/2025	\$APINVCE INV-2093	Culture Counts (Australia) Pty Ltd	Culture Counts Surveys for City Events 2	2,062.50
Cheque/EFT Number 257957				976.12
20/02/2025	\$APINVCE PSIO42222	Iconic Property Services Pty Ltd	Leave coverage for the Citiplace Rest Ce	976.12
Cheque/EFT Number 257958				904.20
20/02/2025	\$APINVCE INV-12637	MICKTRIC EVENTS	Electrician for FORM 5 sign off NYE and	904.20
Cheque/EFT Number 257959				173.80
20/02/2025	\$APINVCE INV095279	CSE Crosscom Pty Ltd	Replacement handset for base station CON	173.80
Cheque/EFT Number 257960				950.40
20/02/2025	\$APINVCE R58555	COLLEAGUES NAGELS PTY LTD	Tickets for Datapark machine in Car Park	950.40
Cheque/EFT Number 257961				11,352.00
20/02/2025	\$APINVCE 00024685	Natural Area Holdings Pty Ltd	NAMS - Queens Gardens Wetland - Water Li	8,305.00
20/02/2025	\$APINVCE 00024639	Natural Area Holdings Pty Ltd	NAMS - Lake Vasto - Natural Area Managem	1,650.00
20/02/2025	\$APINVCE 00024686	Natural Area Holdings Pty Ltd	NAMS - Queens Gardens Wetland - Typha Re	1,023.00
20/02/2025	\$APINVCE 00024708	Natural Area Holdings Pty Ltd	NAMS - Point Fraser - Revegetation Stock	374.00
Cheque/EFT Number 257962				77.62
20/02/2025	\$APINVCE M-2502211	WESTERN METROPOLITAN REGIONAL COUNCIL	Green Waste Processing Fees 2024/2025	77.62
Cheque/EFT Number 257963				54,217.81
20/02/2025	\$APINVCE 819284	FLEETCARE PTY LTD	Fleetcare management services for Januar	22,292.56
20/02/2025	\$APINVCE 819285	FLEETCARE PTY LTD	Fleetcare Novated Lease 2024-25	31,925.25
Cheque/EFT Number 257964				6,545.00
20/02/2025	\$APINVCE INV-4015	Glen Flood Group Pty Ltd t/as GFG Temporary Assist	Glen Flood Group Pty Ltd t/as GFG Temporary As Temporary Assistant Cook Working two da	6,545.00
Cheque/EFT Number 257965				1,584.00
20/02/2025	\$APINVCE INV-3818	RealmStudios Pty Ltd	Hay Street Two Way Thomas - PLS	1,584.00
Cheque/EFT Number 257966				3,398.09
20/02/2025	\$APINVCE 696488	CARAT AUSTRALIA MEDIA SERVICES PTY LTD	Hangtime Banners, WeiBo & LRB Paid Ads	3,398.09
Cheque/EFT Number 257967				132.40
20/02/2025	\$APINVCE 188063	ROADS CORPORATION T/AS VICROADS	VicRoads DOT Vehicle Registration Searc	132.40
Cheque/EFT Number 257968				2,734.38
20/02/2025	\$APINVCE 4962841	Programmed Skilled Workforce Limited	Project Support Contractor	2,734.38
Cheque/EFT Number 257969				30,432.04
20/02/2025	\$APINVCE 33567	TALIS CONSULTANTS PTY LTD ATF THE TALIS TRU	Condition assessment of roads, parking b	30,432.04
Cheque/EFT Number 257970				3,108.16
20/02/2025	\$APCREDIT 197769	INSTANT TOILETS AND SHOWERS PTY LTD T/AS IN	Credit of Invoice No. 196063	-753.50
20/02/2025	\$APINVCE 196063	INSTANT TOILETS AND SHOWERS PTY LTD T/AS IN	Site office Container Summer Nights	3,861.66
Cheque/EFT Number 257971				100.00
20/02/2025	\$APINVCE INV-0396	Native Arc Inc t/as WA Wildlife	Native Arc Inc - On call Vet - Fireworks	100.00
Cheque/EFT Number 257972				748.00
20/02/2025	\$APINVCE SI-132258	TIM DAVIES LANDSCAPING PTY LTD	Green wall servicing at the COP library	748.00
Cheque/EFT Number 257973				3,745.50
20/02/2025	\$APINVCE 36832	AMPAC Debt Recovery (WA) Pty Ltd	Debt recovery fees	3,745.50
Cheque/EFT Number 257974				23,581.76
20/02/2025	\$APINVCE 000000078	Food Technology Services Pty Ltd	Food Technology Services for 24/25 - Foo	23,581.76
Cheque/EFT Number 257975				117,832.73
20/02/2025	\$APINVCE 0011384	ACE SECURITY AND EVENTS SERVICES	Security Services - Aus Day 2025	117,832.73
Cheque/EFT Number 257976				12,608.75
20/02/2025	\$APINVCE INV-000788	Bos Civil Pty Ltd	14424 - Drainage - Pit Covers Renewal	12,608.75
Cheque/EFT Number 257977				3,509.00
20/02/2025	\$APINVCE 17230	ONE 20 Productions	Audio & Production Services - Australia	3,509.00
Cheque/EFT Number 257978				2,270.59
20/02/2025	\$APINVCE 601197126C	Flick Anticimex Pty Ltd	Rait Bait Program FY 24/25	2,270.59
Cheque/EFT Number 257979				70,656.52
20/02/2025	\$APINVCE 1226484	Austral Masonry Holdings Pty Ltd t/as Urbanston	Roe St - Balance of Order	70,656.52
Cheque/EFT Number 257980				92,427.72
20/02/2025	\$APINVCE INV-2049	BARONESS HOLDINGS PTY LTD T/AS TREE PLANT	City Wide Street Tree Watering and Maint	92,427.72
Cheque/EFT Number 257981				11,184.53
20/02/2025	\$APINVCE 1304611	Talent International Pty Ltd	HR Process EXPERTISE -	4,914.53
20/02/2025	\$APINVCE 1304612	Talent International Pty Ltd	HRIS Project Manager	6,270.00
Cheque/EFT Number 257982				74.76
20/02/2025	\$APINVCE 32781	BARNETTS (WA)PTY LTD	BARNETTS - REACTIVE MAINTENANCE - FY24/2	74.76
Cheque/EFT Number 257983				1,595.00
20/02/2025	\$APINVCE 00006171	The Trustee for Hayto Trust t/as SoCo Studios	AusCycling criterium social video + raw	1,595.00
Cheque/EFT Number 257984				14,380.00
20/02/2025	\$APINVCE 00000431	JOELZ PTY LTD T/AS BAX SERVICES	BAX - Claisebrook Lake Ad hoc algae remo	4,535.00
20/02/2025	\$APINVCE 00000430	JOELZ PTY LTD T/AS BAX SERVICES	Claisebrook Lake and Channels cleaning s	9,845.00
Cheque/EFT Number 257985				5,830.00
20/02/2025	\$APINVCE P1263625	VOCUS PTY LTD	City of Perth Data Network and Internet	5,830.00
Cheque/EFT Number 257986				1,336.00
20/02/2025	\$APINVCE 00012749	TTF L Jeffery Family Trust t/as Cockburn Party Hire	HR NYE Furniture requirement	1,336.00
Cheque/EFT Number 257987				73.60
Cheque/EFT Number 257987				73.60



Schedule of Accounts Paid - Municipal Fund

For the Period :01/02/2025-28/02/2025

Payment Date	Document Ty Invoice Number	Payee	Payment Details	Payment Amount
20/02/2025	\$APINVCE 36600	LENARA NOMINEES PTY LTD T/AS PERTH NEWS D	Newspaper delivery for Rates	73.60
Cheque/EFT Number 257988				3,465.00
20/02/2025	\$APINVCE INV-0353	Louise Richardson t/as Louise Richardson and Associates	As: Riverfront Masterplan - Community Consul	3,465.00
Cheque/EFT Number 257989				7,674.04
20/02/2025	\$APINVCE 13507	Expo Signage & Digital Pty Ltd T/as ExBo Visual	Supply and Install Frosted Window Film -	7,674.04
Cheque/EFT Number 257990				2,523.36
20/02/2025	\$APINVCE 8242	The Trustee for Green and Hood Family Trusts t/a Perth Milk	Perth Milk Supplies	78.84
20/02/2025	\$APINVCE 8240	The Trustee for Green and Hood Family Trusts t/i:Level 8 milk supply	2024/2025	375.42
20/02/2025	\$APINVCE 8308	The Trustee for Green and Hood Family Trusts t/i:Level 7 Milk	2024/2025 - PNC & City Reco	43.04
20/02/2025	\$APINVCE 8231	The Trustee for Green and Hood Family Trusts t/i:RED Room Milk	2024/25 Perth Milk Suppli	147.40
20/02/2025	\$APINVCE 8241	The Trustee for Green and Hood Family Trusts t/i:Level 6 -Milk supply	A/c 2897 - 24/25	26.80
20/02/2025	\$APINVCE 8237	The Trustee for Green and Hood Family Trusts t/i:City Kiosk Milk	Supply 24/25	275.14
20/02/2025	\$APINVCE 8280	The Trustee for Green and Hood Family Trusts t/i:Level 5 Milk	FY 24/25 Account 2988	53.60
20/02/2025	\$APINVCE 8236	The Trustee for Green and Hood Family Trusts t/i:Milk supplies	for the Citiplace Rest ce	269.34
20/02/2025	\$APINVCE 8239	The Trustee for Green and Hood Family Trusts t/i:Milk supplies	for Level 1 Council House	343.04
20/02/2025	\$APINVCE 8181	The Trustee for Green and Hood Family Trusts t/i:Milk Delivery	- Level 2 Kitchen	268.00
20/02/2025	\$APINVCE 8235	The Trustee for Green and Hood Family Trusts t/i:CPP Operations	Milk Supply PCEC	322.80
20/02/2025	\$APINVCE 8238	The Trustee for Green and Hood Family Trusts t/i:Lower Ground	Hub Milk Supplies Account 2	240.10
20/02/2025	\$APINVCE 8245	The Trustee for Green and Hood Family Trusts t/i:Level 4 Milk	- 2024-25	79.84
Cheque/EFT Number 257991				316.02
20/02/2025	\$APINVCE 901216457	DuluxGroup (Australia) Pty Ltd	Supply of graffiti products	169.49
20/02/2025	\$APINVCE 901182771	DuluxGroup (Australia) Pty Ltd	Supply of graffiti products	52.39
20/02/2025	\$APINVCE 901190856	DuluxGroup (Australia) Pty Ltd	Supply of graffiti products	94.14
Cheque/EFT Number 257992				3,392.84
20/02/2025	\$APINVCE INV1172814	ORIX Australia Corporation Ltd	Novated Lease 2024-25 Contract:101013	3,392.84
Cheque/EFT Number 257993				1,939.69
20/02/2025	\$APINVCE ML-T00069336	J.H. FLUID TRANSFER SOLUTIONS PTY LTD T/AS PI	Replaced Blown H/P HYD Hoses on 3 x Larg	648.32
20/02/2025	\$APINVCE ML-T00069335	J.H. FLUID TRANSFER SOLUTIONS PTY LTD T/AS PI	Replaced Blown H/P HYD Hoses on 3 x Larg	595.53
20/02/2025	\$APINVCE ML-T00069191	J.H. FLUID TRANSFER SOLUTIONS PTY LTD T/AS PI	Repairs / Replacement of Blown HYD H/P H	247.57
20/02/2025	\$APINVCE ML-T00069137	J.H. FLUID TRANSFER SOLUTIONS PTY LTD T/AS PI	Repairs / Replacement of Blown HYD H/P H	448.27
Cheque/EFT Number 257994				8,167.92
20/02/2025	\$APINVCE 187419	HERITAGE WAY PTY LTD (DOMUS NURSERY)	Domus - Aus Day/ Operations Open Day - P	1,153.22
20/02/2025	\$APINVCE 186645	HERITAGE WAY PTY LTD (DOMUS NURSERY)	Flowering plants for the Malls in Squat	7,014.70
Cheque/EFT Number 257995				669.04
20/02/2025	\$APINVCE 15285931	RICOH AUSTRALIA PTY LTD	PRINTER MAINTENANCE AT CONTAINER DEPOSI	669.04
Cheque/EFT Number 257996				328.90
20/02/2025	\$APINVCE 77152	AQUAMONIX PTY LTD	Florence Hummerston Rainwan relay repair	328.90
Cheque/EFT Number 257997				185.92
20/02/2025	\$APINVCE 40647211	THE GRIFFITH FAMILY TRUST T/AS SUPERSTOCK S	PROVISION OF GROCERY ITEMS FOR CITIPLACE	42.74
20/02/2025	\$APINVCE 40646981	THE GRIFFITH FAMILY TRUST T/AS SUPERSTOCK S	PROVISION OF GROCERY ITEMS FOR CITIPLACE	143.18
Cheque/EFT Number 257998				14,740.41
20/02/2025	\$APINVCE 22036	ACCESS ICON PTY LTD T/AS CASCADA GROUP	Drainage lid supply for Hay St.	4,383.50
20/02/2025	\$APINVCE 22035	ACCESS ICON PTY LTD T/AS CASCADA GROUP	Pit lid supply for Aberdeen St	10,356.91
Cheque/EFT Number 257999				1,149.00
20/02/2025	\$APCREDIT DCR-20987	Officeeasy Pty Ltd t/as McLernons Business Base	Officeeasy Pty L	-898.00
20/02/2025	\$APCREDIT DCR-20988	Officeeasy Pty Ltd t/as McLernons Business Base	Officeeasy Pty L	-148.00
20/02/2025	\$APINVCE DINV-32093	Officeeasy Pty Ltd t/as McLernons Business Base	Screens for level 10 catering	2,195.00
Cheque/EFT Number 258000				4,915.66
20/02/2025	\$APINVCE 13796362	COMPLETE OFFICE SUPPLIES PTY LTD - COS	Kitchen & Stationary Supplies Level 7 C	328.90
20/02/2025	\$APINVCE 13801452	COMPLETE OFFICE SUPPLIES PTY LTD - COS	Catering, Cleaning & Stationery Supplies	449.99
20/02/2025	\$APINVCE 13798231	COMPLETE OFFICE SUPPLIES PTY LTD - COS	Stationery Level 5 FY 24/25	266.17
20/02/2025	\$APINVCE 13801408	COMPLETE OFFICE SUPPLIES PTY LTD - COS	Stationery Level 5 FY 24/25	354.81
20/02/2025	\$APINVCE 13782794	COMPLETE OFFICE SUPPLIES PTY LTD - COS	Depot catering, cleaning & supply order	317.01
20/02/2025	\$APINVCE 13788440	COMPLETE OFFICE SUPPLIES PTY LTD - COS	Kitchen & Stationary Supplies Level 7 C	58.81
20/02/2025	\$APINVCE 13780826	COMPLETE OFFICE SUPPLIES PTY LTD - COS	Kitchen & Stationary Supplies Level 7 C	460.67
20/02/2025	\$APINVCE 13796315	COMPLETE OFFICE SUPPLIES PTY LTD - COS	Stationery Supplies	173.91
20/02/2025	\$APINVCE 13801546	COMPLETE OFFICE SUPPLIES PTY LTD - COS	Citywatch stationary 2024/2025 CONTRACT	52.89
20/02/2025	\$APINVCE 13786778	COMPLETE OFFICE SUPPLIES PTY LTD - COS	Kitchen & Stationary Supplies Level 7 C	1,439.35
20/02/2025	\$APINVCE 13782053	COMPLETE OFFICE SUPPLIES PTY LTD - COS	DAU & CSA LEVEL 1 - STATIONERY	405.82
20/02/2025	\$APINVCE 13779936	COMPLETE OFFICE SUPPLIES PTY LTD - COS	DAU & CSA LEVEL 1 - STATIONERY	2.81
20/02/2025	\$APINVCE 13779821	COMPLETE OFFICE SUPPLIES PTY LTD - COS	Stationery & Office Supplies for Technic	194.96
20/02/2025	\$APINVCE 13782062	COMPLETE OFFICE SUPPLIES PTY LTD - COS	Citywatch stationary 2024/2025 CONTRACT	216.69
20/02/2025	\$APINVCE 13787913	COMPLETE OFFICE SUPPLIES PTY LTD - COS	Stationery Level 8	192.87
Cheque/EFT Number 258001				540.00
20/02/2025	\$APINVCE 3672	DAVID YEUNG T/AS CAR CARE(WA)KEWDALE	Car pool cleaning service	180.00
20/02/2025	\$APINVCE 3673	DAVID YEUNG T/AS CAR CARE(WA)KEWDALE	Cleaning of pool cars for the year	360.00
Cheque/EFT Number 258002				16,091.18
20/02/2025	\$APINVCE PAM0496	TTF PAM Family Trust t/as Professional Arts Man Art Maintenance		8,045.59
20/02/2025	\$APINVCE PAM0497	TTF PAM Family Trust t/as Professional Arts Man Art Maintenance		8,045.59



Schedule of Accounts Paid - Municipal Fund

For the Period :01/02/2025-28/02/2025

Payment Date	Document Ty	Invoice Number	Payee	Payment Details	Payment Amount
Cheque/EFT Number 258003			LP Aiken, DJ Beer & et.al partnership t/as Thomson Geer		12,496.16
20/02/2025	\$APINVCE	1395349	LP Aiken, DJ Beer & et.al partnership t/as Thoms Legal Advice Request - Indara Regal Plac		6,121.50
20/02/2025	\$APINVCE	1394710	LP Aiken, DJ Beer & et.al partnership t/as Thoms Legal Advice Request - Shop 1 & 15 Conco		1,537.12
20/02/2025	\$APINVCE	1394712	LP Aiken, DJ Beer & et.al partnership t/as Thoms Professional Fees - MOU City of Stirling		1,265.00
20/02/2025	\$APINVCE	1394708	LP Aiken, DJ Beer & et.al partnership t/as Thoms Legal Advice - Shop 1 Pier Amisa Claim		1,328.25
20/02/2025	\$APINVCE	1394715	LP Aiken, DJ Beer & et.al partnership t/as Thoms Legal Advice Request - Shop 2 Regal Plac		2,244.29
Cheque/EFT Number 258004			LEE BROTHERS INTERNATIONAL TRADE PTY LTD t/as LBIT		1,445.40
20/02/2025	\$APINVCE	00396261	LEE BROTHERS INTERNATIONAL TRADE PTY LTD t Corded ear plugs		1,445.40
Cheque/EFT Number 258005			Botanic Gardens and Parks Authority		48,376.86
20/02/2025	\$APINVCE	IN250095	Botanic Gardens and Parks Authority	KPR Shared Path turf and irrigation reme	48,376.86
Cheque/EFT Number 258006			Hoban Recruitment Pty Ltd		16,943.07
20/02/2025	\$APINVCE	HPL125684	Hoban Recruitment Pty Ltd	CPP Technical Services Contract Labour H	1,579.71
20/02/2025	\$APINVCE	HPL125685	Hoban Recruitment Pty Ltd	CPP Operations Contract Labour Hire. WAL	13,179.55
20/02/2025	\$APINVCE	HPL125686	Hoban Recruitment Pty Ltd	Temporary Staff Civil Maintenance	2,183.81
Cheque/EFT Number 258007			JOHN NORRISS		275.00
20/02/2025	\$APINVCE	210125	JOHN NORRISS	VALENTINE'S DAY ENTERTAINMENT	275.00
Cheque/EFT Number 258008			Aboriginal United Services Pty Ltd		10,143.54
20/02/2025	\$APINVCE	14147	Aboriginal United Services Pty Ltd	Staffing of CDS Depot	10,143.54
Cheque/EFT Number 258009			ASPECT Studios Pty Ltd t/as Urban&Public		17,524.71
20/02/2025	\$APINVCE	12695	ASPECT Studios Pty Ltd t/as Urban&Public	Wayfinding implementation plans for Clai	17,524.71
Cheque/EFT Number 258010			Bell Trading Trust t/as North Star Security		253.00
20/02/2025	\$APINVCE	46698	Bell Trading Trust t/as North Star Security	Access Control Reactive 24/25	143.00
20/02/2025	\$APINVCE	46705	Bell Trading Trust t/as North Star Security	Access Control Reactive 24/25	110.00
Cheque/EFT Number 258011			Go Doors Pty Ltd		6,183.26
20/02/2025	\$APINVCE	122041	Go Doors Pty Ltd	Auto Door Reactive Maintenance FY 24/25	2,504.65
20/02/2025	\$APINVCE	122105	Go Doors Pty Ltd	Auto Door Planned Maintenance FY 24/25	3,678.61
Cheque/EFT Number 258012			MTESS Pty Ltd		1,285.73
20/02/2025	\$APINVCE	002264	MTESS Pty Ltd	MISC Assorted Parts for Smaller Holder S	1,285.73
Cheque/EFT Number 258013			The Trustee for Northbridge Enterprises Unit Trust t/as BBC BBC Entertainment		1,200.00
20/02/2025	\$APINVCE	2426001	The Trustee for Northbridge Enterprises Unit Tru: City of Perth Citizenship Program 2025 -		1,200.00
Cheque/EFT Number 258014			Morris & Ioppolo PTY LTD t/as M I Plumbers		166.01
20/02/2025	\$APINVCE	43318	Morris & Ioppolo PTY LTD t/as M I Plumbers	PLUMBING UNPLANNED MAINTENANCE FY24/25	166.01
Cheque/EFT Number 258015			The Trustee for the DDR Family Trust DDR Consult		35,806.35
20/02/2025	\$APINVCE	11094	The Trustee for the DDR Family Trust DDR Consul Consultancy - Waterbank 2024-25		2,618.97
20/02/2025	\$APINVCE	11092	The Trustee for the DDR Family Trust DDR Consul Consultancy-Elizabeth Quay Normalisation		23,134.33
20/02/2025	\$APINVCE	11093	The Trustee for the DDR Family Trust DDR Consul Consultancy-Causeway Pedestrian and Cycl		4,103.69
20/02/2025	\$APINVCE	11095	The Trustee for the DDR Family Trust DDR Consul Consultancy - Perth City Link - 2024-25		5,949.36
Cheque/EFT Number 258016			Maine Architecture Pty Ltd		330.00
20/02/2025	\$APINVCE	00014335	Maine Architecture Pty Ltd	Architectural consultancy services for r	330.00
Cheque/EFT Number 258017			Kingston Reid Pty Ltd		3,712.50
20/02/2025	\$APINVCE	15480	Kingston Reid Pty Ltd	General employment advice and support D	3,712.50
Cheque/EFT Number 258018			Arup Australia Pty Ltd		11,137.50
20/02/2025	\$APINVCE	5002-2408606	Arup Australia Pty Ltd	James Street - Lighting and Electrical	11,137.50
Cheque/EFT Number 258019			Nearmap Australia Pty Ltd		18,700.00
20/02/2025	\$APINVCE	INV01635148	Nearmap Australia Pty Ltd	Nearmap 2024 Aerial Imagery Subscription	18,700.00
Cheque/EFT Number 258020			Event Safety Management Pty Ltd		9,056.09
20/02/2025	\$APINVCE	INV-2057	Event Safety Management Pty Ltd	Traffic Management and HVM Plan Updates	9,056.09
Cheque/EFT Number 258021			Gunnebo Australia Pty LTD		433.66
20/02/2025	\$APINVCE	1440593	Gunnebo Australia Pty LTD	Replace bollard rubber ring	433.66
Cheque/EFT Number 258022			On Tap Plumbing & Gas Pty Ltd		4,073.70
20/02/2025	\$APINVCE	131348	On Tap Plumbing & Gas Pty Ltd	ON TAP PLUMBING - REACTIVE MAINT FY24/25	575.98
20/02/2025	\$APINVCE	130335	On Tap Plumbing & Gas Pty Ltd	Attendance and repairs	118.66
20/02/2025	\$APINVCE	131899	On Tap Plumbing & Gas Pty Ltd	ON TAP PLUMBING - REACTIVE MAINT FY24/25	689.58
20/02/2025	\$APINVCE	131799	On Tap Plumbing & Gas Pty Ltd	ON TAP PLUMBING - REACTIVE MAINT FY24/25	1,990.48
20/02/2025	\$APINVCE	129094	On Tap Plumbing & Gas Pty Ltd	ON TAP PLUMBING - REACTIVE MAINT FY24/25	337.04
20/02/2025	\$APINVCE	130847	On Tap Plumbing & Gas Pty Ltd	ON TAP PLUMBING - REACTIVE MAINT FY24/25	361.96
Cheque/EFT Number 258023			CIVAS (WA) Pty Ltd		5,225.00
20/02/2025	\$APINVCE	CVWA-388829	CIVAS (WA) Pty Ltd	Valuation - 2 Plain Street	5,225.00
Cheque/EFT Number 258024			Wright Welding & Fabrication Pty Ltd		1,204.63
20/02/2025	\$APINVCE	INV-0745	Wright Welding & Fabrication Pty Ltd	Weld Repairs to WAC Water Truck + Sweep	450.52
20/02/2025	\$APINVCE	INV-0746	Wright Welding & Fabrication Pty Ltd	Weld Repairs to WAC Water Truck + Sweep	754.11
Cheque/EFT Number 258025			Feel Your Best Fitness and Massage Pty Ltd Rebecca Krawczuk		264.00
20/02/2025	\$APINVCE	560	Feel Your Best Fitness and Massage Pty Ltd Rebe	FEEL YOUR BEST FITNESS AND MASSAGE PTY L	264.00
Cheque/EFT Number 258026			Celiyany Pty Ltd t/as Looksmart Alterations Carillon City		29.52
20/02/2025	\$APINVCE	285107	Celiyany Pty Ltd t/as Looksmart Alterations Carill	Alterations done of new staff uniforms	29.52
Cheque/EFT Number 258027			David Broadway Pty Ltd		297.00
20/02/2025	\$APINVCE	6223	David Broadway Pty Ltd	Headshot imagery for executive and EM	297.00
Cheque/EFT Number 258028			TTFT Gilmour Trust t/as Gilmour & Jooste Electrical		29,393.32
20/02/2025	\$APINVCE	42594	TTFT Gilmour Trust t/as Gilmour & Jooste Electric	Electrical Reactive Maintenance FY24/25	6,310.36



Schedule of Accounts Paid - Municipal Fund

For the Period :01/02/2025-28/02/2025

Payment Date	Document Ty	Invoice Number	Payee	Payment Details	Payment Amount
20/02/2025	\$APINVCE	42678	TTFT Gilmour Trust t/as Gilmour & Jooste Electric	Electrical Reactive Maintenance FY24/25	1,218.68
20/02/2025	\$APINVCE	42771	TTFT Gilmour Trust t/as Gilmour & Jooste Electric	Electrical Reactive Maintenance FY24/25	1,124.05
20/02/2025	\$APINVCE	42593	TTFT Gilmour Trust t/as Gilmour & Jooste Electric	Electrical Reactive Maintenance FY24/25	342.94
20/02/2025	\$APINVCE	42115	TTFT Gilmour Trust t/as Gilmour & Jooste Electric	Disconnect, remove and replace 2 x signs	649.04
20/02/2025	\$APINVCE	42699	TTFT Gilmour Trust t/as Gilmour & Jooste Electric	Electrical Reactive Maintenance FY24/25	155.78
20/02/2025	\$APINVCE	42693	TTFT Gilmour Trust t/as Gilmour & Jooste Electric	Electrical Reactive Maintenance FY24/25	167.18
20/02/2025	\$APINVCE	42664	TTFT Gilmour Trust t/as Gilmour & Jooste Electric	Electrical Reactive Maintenance FY24/25	226.89
20/02/2025	\$APINVCE	42683	TTFT Gilmour Trust t/as Gilmour & Jooste Electric	Electrical Reactive Maintenance FY24/25	325.16
20/02/2025	\$APINVCE	42701	TTFT Gilmour Trust t/as Gilmour & Jooste Electric	Electrical Reactive Maintenance FY24/25	380.80
20/02/2025	\$APINVCE	42666	TTFT Gilmour Trust t/as Gilmour & Jooste Electric	Electrical Reactive Maintenance FY24/25	483.77
20/02/2025	\$APINVCE	42667	TTFT Gilmour Trust t/as Gilmour & Jooste Electric	Electrical Reactive Maintenance FY24/25	166.78
20/02/2025	\$APINVCE	42665	TTFT Gilmour Trust t/as Gilmour & Jooste Electric	Electrical Reactive Maintenance FY24/25	839.72
20/02/2025	\$APINVCE	42694	TTFT Gilmour Trust t/as Gilmour & Jooste Electric	Electrical Reactive Maintenance FY24/25	338.32
20/02/2025	\$APINVCE	42829	TTFT Gilmour Trust t/as Gilmour & Jooste Electric	Electrical work at Perth Concert Hall re	177.78
20/02/2025	\$APINVCE	42692	TTFT Gilmour Trust t/as Gilmour & Jooste Electric	General Electrical Maintenance for vario	255.68
20/02/2025	\$APINVCE	42671	TTFT Gilmour Trust t/as Gilmour & Jooste Electric	Disconnect 5 digital signs at various ca	1,887.56
20/02/2025	\$APINVCE	42730	TTFT Gilmour Trust t/as Gilmour & Jooste Electric	Work Order James Street Car Park - Gilmo	252.82
20/02/2025	\$APINVCE	42690	TTFT Gilmour Trust t/as Gilmour & Jooste Electric	Repair/Maintain vandalised Xmas deco	644.24
20/02/2025	\$APINVCE	42508	TTFT Gilmour Trust t/as Gilmour & Jooste Electric	Electrical Reactive Maintenance FY24/25	13,445.77
Cheque/EFT Number 258029					50.20
20/02/2025	\$APINVCE	10892	M Reilly Pty Ltd t/as Hands-on Infection Control	Hepatitis A & B Vaccination Program Outs	50.20
Cheque/EFT Number 258030					294.00
20/02/2025	\$APINVCE	INV-1102	The Trustee for VDV Family Trust t/as Perth Toy Hire	The Trustee for VDV Family Trust t/as Perth Toy Hire from Perth Toy Hire for January	294.00
Cheque/EFT Number 258031					12,085.96
20/02/2025	\$APINVCE	561696	AMS Technology Group Pty Ltd t/as AMS Installation & Mainten	AMS Installation & Mainten	561.73
20/02/2025	\$APINVCE	561483	AMS Technology Group Pty Ltd t/as AMS Installation & Mainten	AMS HVAC Reactive Maintenance FY24/25 A	10,279.32
20/02/2025	\$APINVCE	561122	AMS Technology Group Pty Ltd t/as AMS Installation & Mainten	AMS HVAC Reactive Maintenance FY24/25 A	561.73
20/02/2025	\$APINVCE	561922	AMS Technology Group Pty Ltd t/as AMS Installation & Mainten	AMS HVAC Reactive Maintenance FY24/25 A	374.48
20/02/2025	\$APINVCE	561129	AMS Technology Group Pty Ltd t/as AMS Installation & Mainten	AMS HVAC Reactive Maintenance FY24/25 A	308.70
Cheque/EFT Number 258032					176.00
20/02/2025	\$APINVCE	00054237	Envirostream Australia Pty Ltd	Envirostream monthly hire for battery st	176.00
Cheque/EFT Number 258033					2,079.00
20/02/2025	\$APINVCE	INV-0283	Evicom Pty Ltd	Evicom - Implementation of deterrent mea	2,079.00
Cheque/EFT Number 258034					1,815.00
20/02/2025	\$APINVCE	48750	Converge International Pty Ltd	Converge International Pty Ltd	1,815.00
Cheque/EFT Number 258035					1,435.06
20/02/2025	\$APINVCE	BL821863	Cutting Cart Pty Ltd t/as Dardanup Butchering Co	MEAT AND MEAT PRODUCTS FOR CITIPLACE COM	486.66
20/02/2025	\$APINVCE	BL821510	Cutting Cart Pty Ltd t/as Dardanup Butchering Co	MEAT AND MEAT PRODUCTS FOR CITIPLACE COM	948.40
Cheque/EFT Number 258036					2,155.07
20/02/2025	\$APINVCE	00016986	Brodan (WA) Pty Ltd t/as Northsands Resources	Limestone 19mm Crushed	2,155.07
Cheque/EFT Number 258037					3,232.90
20/02/2025	\$APINVCE	1223690	Newground Water Services Pty Ltd	Langley Park Changerooms - irrigation am	3,232.90
Cheque/EFT Number 258038					664.18
20/02/2025	\$APINVCE	INV-AU-36833	WFS Australia Pty Limited	Emplive Software licence 2024-25	664.18
Cheque/EFT Number 258039					750.70
20/02/2025	\$APINVCE	83163	Lizo Pty Ltd t/as Stihl Shop Osborne Park	General Servicing of Minor Plant - EG -	124.70
20/02/2025	\$APINVCE	82957 #4	Lizo Pty Ltd t/as Stihl Shop Osborne Park	Base Line Trimmer 4002 713 9715	298.00
20/02/2025	\$APINVCE	82997 #4	Lizo Pty Ltd t/as Stihl Shop Osborne Park	General Servicing of Minor Plant - EG -	328.00
Cheque/EFT Number 258040					21,500.00
20/02/2025	\$APINVCE	1881236	Grant Thornton Australia Limited	ICT Governance Audit	21,500.00
Cheque/EFT Number 258041					3,641.00
20/02/2025	\$APINVCE	INV-6432	Hydroquip Pumps & Irrigation Pty Ltd	All lakes screen clean	3,641.00
Cheque/EFT Number 258042					49,007.74
20/02/2025	\$APINVCE	2756355	Windcave Pty Limited	Merchant and payment gateway - Apr-Jun 2	33.00
20/02/2025	\$APINVCE	2761868	Windcave Pty Limited	Merchant and payment gateway - Apr-Jun 2	48,974.74
Cheque/EFT Number 258043					153,999.99
20/02/2025	\$APINVCE	1816170	Omnicom Media Group Australia Pty Ltd - OMG	SHINE Media Burst 2 & 3	-4,400.00
20/02/2025	\$APINVCE	1816288	Omnicom Media Group Australia Pty Ltd - OMG	SHINE Media Burst 2 & 3	10,470.92
20/02/2025	\$APINVCE	1816923	Omnicom Media Group Australia Pty Ltd - OMG	Proposed City of Perth Dog Local Law 202	578.53
20/02/2025	\$APINVCE	1816924	Omnicom Media Group Australia Pty Ltd - OMG	2023/2024 Annual Electors General Meetin	612.04
20/02/2025	\$APINVCE	1816289	Omnicom Media Group Australia Pty Ltd - OMG	Paid Media plan for the Summer Campaign	112,572.22
20/02/2025	\$APINVCE	1816922	Omnicom Media Group Australia Pty Ltd - OMG	Tender Advertising for 2024/25	587.22
20/02/2025	\$APINVCE	1816290	Omnicom Media Group Australia Pty Ltd - OMG	Double page spread in West Australian an	33,579.06
Cheque/EFT Number 258044					88,000.00
20/02/2025	\$APINVCE	INV-SC-01-25-02	Skunk Control Pty Ltd	2024 Christmas Lights Trail - Skunk Cont	88,000.00
Cheque/EFT Number 258045					125,898.15
20/02/2025	\$APINVCE	0004374	Brightmark Group Pty Ltd	Cleaning unplanned maintenance - FY24/25	102.76
20/02/2025	\$APINVCE	0004450	Brightmark Group Pty Ltd	Brightmark - preventative cleaning 2024/	63,085.25
20/02/2025	\$APINVCE	0004370	Brightmark Group Pty Ltd	Concourse - Common Area Periodical Clean	25,245.00



Schedule of Accounts Paid - Municipal Fund

For the Period :01/02/2025-28/02/2025

Payment Date	Document Ty	Invoice Number	Payee	Payment Details	Payment Amount
20/02/2025	\$APINVCE	0004458	Brightmark Group Pty Ltd	Cleaning - Australia Day Event Brightma	757.90
20/02/2025	\$APINVCE	0004459	Brightmark Group Pty Ltd	Cleaning: Forrest Place walkways FY24/25	15,378.74
20/02/2025	\$APINVCE	0004465	Brightmark Group Pty Ltd	Cleaning unplanned maintenance - FY24/25	41.11
20/02/2025	\$APINVCE	0004460	Brightmark Group Pty Ltd	Cleaning unplanned maintenance - FY24/25	62.80
20/02/2025	\$APINVCE	0004373	Brightmark Group Pty Ltd	Cleaning unplanned maintenance - FY24/25	51.38
20/02/2025	\$APINVCE	0004464	Brightmark Group Pty Ltd	Cleaning unplanned maintenance - FY24/25	74.22
20/02/2025	\$APINVCE	0004375	Brightmark Group Pty Ltd	Cleaning unplanned maintenance - FY24/25	1,287.00
20/02/2025	\$APINVCE	0004462	Brightmark Group Pty Ltd	Cleaning unplanned maintenance - FY24/25	62.80
20/02/2025	\$APINVCE	0004461	Brightmark Group Pty Ltd	Cleaning unplanned maintenance - FY24/25	643.50
20/02/2025	\$APINVCE	0004371	Brightmark Group Pty Ltd	Cleaning unplanned maintenance - FY24/25	463.99
20/02/2025	\$APINVCE	0004457	Brightmark Group Pty Ltd	Cleaning Supply and Services - EQ City E	18,641.70
Cheque/EFT Number 258046			Schweers Australia Pty Ltd t/as Schweers Asia Pacific		922.24
20/02/2025	\$APINVCE	WA 017 (MDM SYSTEM)	Schweers Australia Pty Ltd t/as Schweers Asia Pacific	Enforcement Hosting and MDM	922.24
Cheque/EFT Number 258047			Reece's Event Hire Pty Ltd		4,104.32
20/02/2025	\$APINVCE	1822	Reece's Event Hire Pty Ltd	Marquee & Shade Sails - Aus Day 2025	4,104.32
Cheque/EFT Number 258048			Kaleido Company		8,652.60
20/02/2025	\$APINVCE	20241221AMENDED	Kaleido Company	Entertainers for Christmas Lights Trail	8,652.60
Cheque/EFT Number 258049			Kercheval Engineering		17,066.72
20/02/2025	\$APINVCE	250110	Kercheval Engineering	Wittenoom Street Bike Lanes	17,066.72
Cheque/EFT Number 258050			MA Services Group Pty Ltd		186,607.05
20/02/2025	\$APINVCE	INV-00189136	MA Services Group Pty Ltd	CPP Operations Mobile Security and Stati	89,823.86
20/02/2025	\$APINVCE	INV-00188179-1	MA Services Group Pty Ltd	Security Services - EQ Events 2024/2025	858.02
20/02/2025	\$APINVCE	INV-00189138	MA Services Group Pty Ltd	Security for Library 7 days a week and a	13,031.63
20/02/2025	\$APINVCE	INV-00185387	MA Services Group Pty Ltd	Security Services Summer Nights	82,893.54
Cheque/EFT Number 258051			Cornerstone Legal WA Pty Ltd		1,026.58
20/02/2025	\$APINVCE	23294	Cornerstone Legal WA Pty Ltd	Food Complaint Case Review	1,026.58
Cheque/EFT Number 258052			Summation Pty Ltd		1,650.00
20/02/2025	\$APINVCE	SUPER23001_001	Summation Pty Ltd	Design Review Panel - Sitting Fee - Meet	1,650.00
Cheque/EFT Number 258053			QTM Pty Ltd t/as QTM Traffic		206,742.89
20/02/2025	\$APINVCE	INV-47944	QTM Pty Ltd t/as QTM Traffic	Traffic management	8,084.04
20/02/2025	\$APINVCE	INV-47637	QTM Pty Ltd t/as QTM Traffic	Traffic management Implementation New Ye	37,585.98
20/02/2025	\$APINVCE	INV-48143	QTM Pty Ltd t/as QTM Traffic	Traffic Management Implementation - Aust	82,812.68
20/02/2025	\$APINVCE	INV-46583	QTM Pty Ltd t/as QTM Traffic	Traffic management	2,065.73
20/02/2025	\$APINVCE	INV-48277	QTM Pty Ltd t/as QTM Traffic	Traffic management	6,494.12
20/02/2025	\$APINVCE	INV-48089	QTM Pty Ltd t/as QTM Traffic	Traffic Managment for Summer Nights	62,578.28
20/02/2025	\$APINVCE	INV-48167	QTM Pty Ltd t/as QTM Traffic	TMP implementation - Sunday 12 Jan 2025	7,122.06
Cheque/EFT Number 258054			Picnic Tables Hire & Sales Pty Ltd		484.00
20/02/2025	\$APINVCE	PT453H	Picnic Tables Hire & Sales Pty Ltd	Picnic Table Hire - Australia Day	484.00
Cheque/EFT Number 258055			PASES Aqua Pty Ltd		5,600.00
20/02/2025	\$APINVCE	INV-X00020700	PASES Aqua Pty Ltd	Lake Vasto - Algae Mitigation Trial - PA	5,600.00
Cheque/EFT Number 258056			Jaymak WA Pty Ltd		1,732.50
20/02/2025	\$APINVCE	INV-1063	Jaymak WA Pty Ltd	Periodic clean canopy - hood - ovens and	1,732.50
Cheque/EFT Number 258057			Nami Osaki (namisartroom)		500.00
20/02/2025	\$APINVCE	000282	Nami Osaki (namisartroom)	Furoshiki Gift Wrapping Workshop - 5 Feb	500.00
Cheque/EFT Number 258058			City Towers Strata Plan 13794		509.25
20/02/2025	\$APINVCE	02-2025	City Towers Strata Plan 13794	Repairs to wall at 47 Forrest Avenue fro	509.25
Cheque/EFT Number 258059			The Testing Consultancy Australia Pty Ltd		54,560.00
20/02/2025	\$APINVCE	I000380	The Testing Consultancy Australia Pty Ltd	HRIS TTC Testing Services Stage 3	54,560.00
Cheque/EFT Number 258060			TTF Higgins Family Trust t/as Tako Print Solutions		533.83
20/02/2025	\$APINVCE	INV-0411	TTF Higgins Family Trust t/as Tako Print Solutions	Modern Fiction genre stickers	242.00
20/02/2025	\$APINVCE	INV-0413	TTF Higgins Family Trust t/as Tako Print Solutions	Junior Non-Fiction Spine labels	141.13
20/02/2025	\$APINVCE	INV-0412	TTF Higgins Family Trust t/as Tako Print Solutions	500 x Book Spot round stickers	150.70
Cheque/EFT Number 258061			McLeods Lawyers Pty Ltd		950.73
20/02/2025	\$APINVCE	143337	McLeods Lawyers Pty Ltd	Legal Advice	528.99
20/02/2025	\$APINVCE	143336	McLeods Lawyers Pty Ltd	Legal Advice	421.74
Cheque/EFT Number 258062			Pratley Pty Ltd (Griffiths Architects)		73,630.70
20/02/2025	\$APINVCE	INV-25120	Pratley Pty Ltd (Griffiths Architects)	Council House Waterproofing Investigatio	5,544.00
20/02/2025	\$APINVCE	INV-25119	Pratley Pty Ltd (Griffiths Architects)	Administration Update (Change in busines	33,137.50
20/02/2025	\$APINVCE	INV-25121	Pratley Pty Ltd (Griffiths Architects)	Design Council House Stage 2 - Remediati	30,549.20
20/02/2025	\$APINVCE	INV-25118	Pratley Pty Ltd (Griffiths Architects)	Langley Park Changerooms refurbishment w	4,400.00
Cheque/EFT Number 258063			Hardwired Entertainment Pty Ltd		19,030.00
20/02/2025	\$APINVCE	0322	Hardwired Entertainment Pty Ltd	Moto X and BMX activation for Australia	19,030.00
Cheque/EFT Number 258064			Broadreach Group Pty Ltd		31,515.00
20/02/2025	\$APINVCE	INV-2689	Broadreach Group Pty Ltd	Information Management consultancy to de	31,515.00
Cheque/EFT Number 258065			Paperbark Technologies Pty Ltd		34,320.00
20/02/2025	\$APINVCE	00009126	Paperbark Technologies Pty Ltd	Street & Parkland Tree Audit	34,320.00
Cheque/EFT Number 258066			Essential Training Pty Ltd		435.00
20/02/2025	\$APINVCE	INVESS00259	Essential Training Pty Ltd	First Aid & CPR Course & Demonstrate Fir	435.00
Cheque/EFT Number 258067			Walker Street Corporation Pty Ltd t/as Crowd Barriers WA		7,550.40



Schedule of Accounts Paid - Municipal Fund

For the Period :01/02/2025-28/02/2025

Payment Date	Document Ty	Invoice Number	Payee	Payment Details	Payment Amount
20/02/2025	\$APINVCE	INV-0458	Walker Street Corporation Pty Ltd t/as Crowd Bai Fix Fencing at Herrison Island		665.50
20/02/2025	\$APINVCE	INV-0539	Walker Street Corporation Pty Ltd t/as Crowd Bai repair to fencing- Herrison Island		115.50
20/02/2025	\$APINVCE	INV-0472	Walker Street Corporation Pty Ltd t/as Crowd Bai Fencing for NYE		6,769.40
Cheque/EFT Number 258068					11,165.00
20/02/2025	\$APINVCE	INV-0057	Twelve Islands Consulting Pty Ltd t/as 12IC	HRIS Implementation Project	11,165.00
Cheque/EFT Number 258069					38,665.00
20/02/2025	\$APINVCE	000050163	Votar Partners Pty Ltd	Enterprise-wide Information Asset Regist	20,350.00
20/02/2025	\$APINVCE	000050164	Votar Partners Pty Ltd	Professional Services for Records Managm	18,315.00
Cheque/EFT Number 258070					490.00
20/02/2025	\$APINVCE	050225	Tom Edward McCracken	auscycling video shoot	490.00
Cheque/EFT Number 258071					4,425.00
20/02/2025	\$APINVCE	1012	Gwenda May Hogg	Recruitment Service - Review Fitness for	4,425.00
Cheque/EFT Number 258072					389.00
20/02/2025	\$APINVCE	191	Karen Veronica Blair	Grommet Storytime in the Library	389.00
Cheque/EFT Number 258073					750.00
20/02/2025	\$APINVCE	109-2025	James McGovern (Governance Solutions)	Engagement of Consultant	750.00
Cheque/EFT Number 258074					165,000.00
20/02/2025	\$APINVCE	INV-0002	United Lights Sports Federation Ltd	Major Events and Festivals Sponsorship -	165,000.00
Cheque/EFT Number 258075					800.00
20/02/2025	\$APINVCE	INV-001352	Elisa Michelini	Italian-English Interpretation Services	800.00
Cheque/EFT Number 258076					1,057.60
20/02/2025	\$APINVCE	INV-25265	Natale Group Australia Pty Ltd	Security services for Fraser Playground	1,057.60
Cheque/EFT Number 258077					75.21
20/02/2025	\$APINVCE	2170/01408419	BUNNINGS BUILDING SUPPLIES P/L	NEW YEARS EVE - BATTERY STAIR LIGHTS	11.40
20/02/2025	\$APINVCE	2404/01645689	BUNNINGS BUILDING SUPPLIES P/L	SUPPLY OF GENERAL HARDWARE - 2024/25 FIN	52.58
20/02/2025	\$APINVCE	2404/01645687	BUNNINGS BUILDING SUPPLIES P/L	SUPPLY OF GENERAL HARDWARE - 2024/25 FIN	11.23
Cheque/EFT Number 258078					13,200.00
20/02/2025	\$APINVCE	INV-2058905	BUSINESS NEWS PTY LTD	Economic Development Sponsorship 24 25 K	13,200.00
Cheque/EFT Number 258079					48,510.00
20/02/2025	\$APINVCE	470155	Chamber of Commerce & Industry of WA Limited	Project Management - ED Strategy Refresh	15,592.50
20/02/2025	\$APINVCE	468278	Chamber of Commerce & Industry of WA Limited	Stage 1: Review of Existing ED Strategy	13,860.00
20/02/2025	\$APINVCE	469325	Chamber of Commerce & Industry of WA Limited	Review of Existing ED Strategy and Devel	13,860.00
20/02/2025	\$APINVCE	469326	Chamber of Commerce & Industry of WA Limited	Project Management: Sister City Partners	1,732.50
20/02/2025	\$APINVCE	470266	Chamber of Commerce & Industry of WA Limited	Project Management: sister City Project.	3,465.00
Cheque/EFT Number 258080					29,905.23
20/02/2025	\$APINVCE	A061138	Choiceone Pty Ltd	Agency Catering Assistant to cover for Y	953.97
20/02/2025	\$APINVCE	A061137	Choiceone Pty Ltd	Agency Catering Assistant to cover for Y	1,316.95
20/02/2025	\$APINVCE	A061139	Choiceone Pty Ltd	Contract Staff Waste and Cleaning Day &	21,088.43
20/02/2025	\$APINVCE	A061140	Choiceone Pty Ltd	Contract Staff Waste and Cleaning Day &	6,545.88
Cheque/EFT Number 258081					98,780.00
20/02/2025	\$APINVCE	00007488	Chung Wah Association	Lion Dance Performances - Lunar New Year	9,680.00
20/02/2025	\$APINVCE	00007472	Chung Wah Association	Event Sponsorship 2024/25 Perth Chinese	49,500.00
20/02/2025	\$APINVCE	00007473	Chung Wah Association	Event Sponsorship 2024/25 Perth Chinese	39,600.00
Cheque/EFT Number 258082					17,856.45
20/02/2025	\$APINVCE	72036	City of Nedlands	City of Nedlands - LSL Liability	17,856.45
Cheque/EFT Number 258083					30,227.34
20/02/2025	\$APINVCE	INV-42158	CLASSIC TREE SERVICES	Street Tree Pruning, Removal and Arboric	9,400.62
20/02/2025	\$APINVCE	INV-42259	CLASSIC TREE SERVICES	Street Tree Pruning, Removal and Arboric	1,387.66
20/02/2025	\$APINVCE	INV-42277	CLASSIC TREE SERVICES	Street Tree Pruning, Removal and Arboric	682.45
20/02/2025	\$APINVCE	INV-42206	CLASSIC TREE SERVICES	Street Tree Pruning, Removal and Arboric	1,023.66
20/02/2025	\$APINVCE	INV-42297	CLASSIC TREE SERVICES	Street Tree Pruning, Removal and Arboric	750.64
20/02/2025	\$APINVCE	INV-42207	CLASSIC TREE SERVICES	Street Tree Pruning, Removal and Arboric	975.84
20/02/2025	\$APINVCE	INV-42182	CLASSIC TREE SERVICES	Street Tree Pruning, Removal and Arboric	4,822.58
20/02/2025	\$APINVCE	INV-42268	CLASSIC TREE SERVICES	Polyphagous Shot Hole Borer Management C	1,858.75
20/02/2025	\$APINVCE	INV-42254	CLASSIC TREE SERVICES	Street Tree Pruning, Removal and Arboric	437.90
20/02/2025	\$APINVCE	INV-42275	CLASSIC TREE SERVICES	Street Tree Pruning, Removal and Arboric	5,016.00
20/02/2025	\$APINVCE	INV-42256	CLASSIC TREE SERVICES	Street Tree Pruning, Removal and Arboric	454.96
20/02/2025	\$APINVCE	INV-42260	CLASSIC TREE SERVICES	Street Tree Pruning, Removal and Arboric	1,573.66
20/02/2025	\$APINVCE	INV-42258	CLASSIC TREE SERVICES	Street Tree Pruning, Removal and Arboric	1,842.62
Cheque/EFT Number 258084					196,403.71
20/02/2025	\$APINVCE	23832478	Coates Hire Operations Pty Limited	Australia Day - Equipment, Lighting and	34,555.10
20/02/2025	\$APINVCE	23832494	Coates Hire Operations Pty Limited	Australia Day - Equipment, Lighting and	56,756.11
20/02/2025	\$APINVCE	23835706	Coates Hire Operations Pty Limited	Australia Day - Equipment, Lighting and	102,012.50
20/02/2025	\$APINVCE	23832075	Coates Hire Operations Pty Limited	Australia Day - Equipment, Lighting and	3,080.00
Cheque/EFT Number 258085					158.00
20/02/2025	\$APINVCE	1451911	LANDGATE	Interim Valuations and title checks	158.00
Cheque/EFT Number 258086					11,000.00
20/02/2025	\$APINVCE	10047238	Edith Cowan University	Economic Development Sponsorship 2024/25	11,000.00
Cheque/EFT Number 258087					226.00
FARINOSI & SONS PTY LTD					



Schedule of Accounts Paid - Municipal Fund

For the Period :01/02/2025-28/02/2025

Payment Date	Document Ty	Invoice Number	Payee	Payment Details	Payment Amount
20/02/2025	\$APINVCE	11180152	FARINOSI & SONS PTY LTD	SDS drill bits + Thunderbolts	226.00
Cheque/EFT Number 258088			Strata Corporation Pty Ltd t/as Stratagreen		3,509.85
20/02/2025	\$APINVCE	170687	Strata Corporation Pty Ltd t/as Stratagreen	Stakes	89.10
20/02/2025	\$APINVCE	172090	Strata Corporation Pty Ltd t/as Stratagreen	Tools	2,353.53
20/02/2025	\$APINVCE	172180	Strata Corporation Pty Ltd t/as Stratagreen	Herbicide Glyphosate 20L & Soil wetter	1,067.22
Cheque/EFT Number 258089			Hames Sharley (WA) Pty Ltd		14,057.45
20/02/2025	\$APINVCE	WA017865	Hames Sharley (WA) Pty Ltd	2 Plain Street - Masterplan Services - S	14,057.45
Cheque/EFT Number 258090			KELYN TRAINING SERVICES		450.00
20/02/2025	\$APINVCE	33966	KELYN TRAINING SERVICES	Basic Worksite Traffic Management & BWTM	450.00
Cheque/EFT Number 258091			KONICA MINOLTA BUSINESS SOLUTIONS AUSTRALIA PTY LTD		119.11
20/02/2025	\$APINVCE	0401000052560125	KONICA MINOLTA BUSINESS SOLUTIONS AUSTRALIA PTY LTD	Photocopy cost per page for Colour & Bla	119.11
Cheque/EFT Number 258092			Light Application Pty Ltd		1,408.00
20/02/2025	\$APINVCE	00127	Light Application Pty Ltd	Light Application - Bethlehem Star Enha	1,408.00
Cheque/EFT Number 258093			BUCHER MUNICIPAL PTY LTD		956.33
20/02/2025	\$APINVCE	1119413	BUCHER MUNICIPAL PTY LTD	Assorted Parts + Service Filters for 24	752.61
20/02/2025	\$APINVCE	1119414	BUCHER MUNICIPAL PTY LTD	Assorted Parts + Service Filters for 24	203.72
Cheque/EFT Number 258094			Magnetic Automation Pty Ltd t/as Hub Parking Technology		3,803.67
20/02/2025	\$APINVCE	65282	Magnetic Automation Pty Ltd t/as Hub Parking Technology	Datapark SLA 2024-2025	3,803.67
Cheque/EFT Number 258095			MICHAEL PAGE INTERNATIONAL		3,089.44
20/02/2025	\$APINVCE	598509	MICHAEL PAGE INTERNATIONAL	Recruitment Services - Payroll Officer	3,089.44
Cheque/EFT Number 258096			MINDARIE REGIONAL COUNCIL		66,187.43
20/02/2025	\$APINVCE	SINV-050102	MINDARIE REGIONAL COUNCIL	Landfill Tipping Fees 2024/2025	66,187.43
Cheque/EFT Number 258097			MP Rogers & Associates Pty Ltd		20,299.17
20/02/2025	\$APINVCE	25219	MP Rogers & Associates Pty Ltd	Vanguard Terrace River Wall - Detail Des	2,423.93
20/02/2025	\$APINVCE	25284	MP Rogers & Associates Pty Ltd	10834 - Mounts Bay Road River Wall Repla	3,729.70
20/02/2025	\$APINVCE	25290	MP Rogers & Associates Pty Ltd	Vanguard Terrace River Wall - Detail Des	5,578.19
20/02/2025	\$APINVCE	25265	MP Rogers & Associates Pty Ltd	Arden St Foreshore Upgrades 70 & 71 - Des	8,567.35
Cheque/EFT Number 258098			NOVA NEWSAGENCY		624.22
20/02/2025	\$APINVCE	2938	NOVA NEWSAGENCY	Magazines & Newspapers for Library for F	624.22
Cheque/EFT Number 258099			PARALLAX PRODUCTIONS PTY LTD		330.00
20/02/2025	\$APINVCE	INV-0832	PARALLAX PRODUCTIONS PTY LTD	Ali Hang Track Cutting	165.00
20/02/2025	\$APINVCE	INV-0831	PARALLAX PRODUCTIONS PTY LTD	Art Crow Flies - Drop off	165.00
Cheque/EFT Number 258100			REINO INTERNATIONAL		60,710.75
20/02/2025	\$APINVCE	SBSIO5000	REINO INTERNATIONAL	REINO NG & TXC Meter PO FY 24/25	7,557.83
20/02/2025	\$APINVCE	SBSIO4914	REINO INTERNATIONAL	REINO NG & TXC Meter PO FY 24/25	53,152.92
Cheque/EFT Number 258101			CEI Pty Limited t/as RAECO		272.25
20/02/2025	\$APINVCE	601088	CEI Pty Limited t/as RAECO	Spine Label Protectors	272.25
Cheque/EFT Number 258102			The Trustee for Ralph & Beattie Unit Trust No 2 t/as Ralph Beattie Bosworth		9,845.00
20/02/2025	\$APINVCE	I012733	The Trustee for Ralph & Beattie Unit Trust No 2 t/as Ralph Beattie Bosworth	Quantity & Cost Estimate for Hay St 2-Wa	9,845.00
Cheque/EFT Number 258103			Rentokil Initial Pty Ltd t/as Ambius Indoor Plants, Initial Hygiene & Rentokil P		3,287.44
20/02/2025	\$APINVCE	98139739	Rentokil Initial Pty Ltd t/as Ambius Indoor Plants, Sanitary/Syringe Planned Service FY24/25		3,287.44
Cheque/EFT Number 258104			Research Solutions (WA) Pty Ltd		37,500.00
20/02/2025	\$APINVCE	100583	Research Solutions (WA) Pty Ltd	Community Engagement - Event Noise Surve	37,500.00
Cheque/EFT Number 258105			THE ROYAL LIFE SAVING SOCIETY WA INC		7,131.56
20/02/2025	\$APINVCE	INV2785	THE ROYAL LIFE SAVING SOCIETY WA INC	Water Features Planned Maintenance FY24/	5,911.10
20/02/2025	\$APINVCE	INV2822	THE ROYAL LIFE SAVING SOCIETY WA INC	THE ROYAL LIFE SAVING SOCIETY WA INC Re	232.49
20/02/2025	\$APINVCE	INV2783	THE ROYAL LIFE SAVING SOCIETY WA INC	Water Features Planned Maintenance FY24/	578.11
20/02/2025	\$APINVCE	INV2823	THE ROYAL LIFE SAVING SOCIETY WA INC	THE ROYAL LIFE SAVING SOCIETY WA INC Re	409.86
Cheque/EFT Number 258106			RSEA PTY LTD		3,450.15
20/02/2025	\$APINVCE	17224705	RSEA PTY LTD	Mens Ripstop Shirt Hi-Vis Perforated Tap	284.90
20/02/2025	\$APINVCE	16788356A	RSEA PTY LTD	Events Team Uniform Order	145.20
20/02/2025	\$APINVCE	17136058	RSEA PTY LTD	Gloves x 1200 pairs	2,310.00
20/02/2025	\$APINVCE	17136352	RSEA PTY LTD	Two sets of new Employee Uniforms, 10117	547.25
20/02/2025	\$APINVCE	17268490	RSEA PTY LTD	Safety	162.80
Cheque/EFT Number 258107			The Trustee for The Eng Family Trust t/as Silverfern IT		76,504.90
20/02/2025	\$APINVCE	00020976	The Trustee for The Eng Family Trust t/as Silverfern IT	UpGuard Information Security Assessment	76,504.90
Cheque/EFT Number 258108			SPANDEX ASIA PACIFIC P/L		568.70
20/02/2025	\$APINVCE	1222033324	SPANDEX ASIA PACIFIC P/L	Corflute for signwriter stocks	568.70
Cheque/EFT Number 258109			Watalogic Australia Pty Ltd		75.91
20/02/2025	\$APINVCE	4655078	Watalogic Australia Pty Ltd	WATERLOGIC RENTAL OF WATER COOLER IN DIN	75.91
Cheque/EFT Number 258110			TOTAL EDEN PTY LTD T/AS Nutrien Water		2,620.32
20/02/2025	\$APINVCE	413419165	TOTAL EDEN PTY LTD T/AS Nutrien Water	Sprinkler I20 4" Bushing Self Seal Poly	765.60
20/02/2025	\$APINVCE	413478657	TOTAL EDEN PTY LTD T/AS Nutrien Water	Lid Valve Box 1419 Rainbird & Nozzle Rai	111.54
20/02/2025	\$APINVCE	413483025	TOTAL EDEN PTY LTD T/AS Nutrien Water	25mm PVC CAP , 40mm PVC CAP , 50mm PVC C	1,740.55
20/02/2025	\$APINVCE	413482998	TOTAL EDEN PTY LTD T/AS Nutrien Water	Camlock fitting	2.63
Cheque/EFT Number 258111			T QUIP		587.55
20/02/2025	\$APINVCE	136258 #5	T QUIP	Assorted Spares Parts for Parks Larger M	43.70
20/02/2025	\$APINVCE	136242 #5	T QUIP	Assorted Spares Parts for Parks Larger M	543.85
Cheque/EFT Number 258112			UNITED EQUIPMENT PTY LTD T/AS UNITED FORKLIFT AND ACCESS SOL		363.61



Schedule of Accounts Paid - Municipal Fund

For the Period :01/02/2025-28/02/2025

Payment Date	Document Ty	Invoice Number	Payee	Payment Details	Payment Amount
20/02/2025	\$APINVCE	61P105238	UNITED EQUIPMENT PTY LTD T/AS UNITED FORK	Replacement Hydraulic Tank for Depot Sci	363.61
Cheque/EFT Number 258113			W.C. CONVENIENCE MANAGEMENT PTY LTD		11,614.34
20/02/2025	\$APINVCE	00018298	W.C. CONVENIENCE MANAGEMENT PTY LTD	APT Unplanned Maintenance FY24/25 WC CO	1,816.54
20/02/2025	\$APINVCE	00018304	W.C. CONVENIENCE MANAGEMENT PTY LTD	APT Unplanned Maintenance FY24/25 WC CO	755.70
20/02/2025	\$APINVCE	00018622	W.C. CONVENIENCE MANAGEMENT PTY LTD	APT Cleaning/Maintenance FY24/25 WC CON	9,042.10
Cheque/EFT Number 258114			WEST AUSTRALIAN LOCAL GOVERNMENT ASSOC ASSOCIATION - WALGA		1,224.50
20/02/2025	\$APINVCE	SI-012226	WEST AUSTRALIAN LOCAL GOVERNMENT ASSOC	Training - Planning Practices - Advanced	654.50
20/02/2025	\$APINVCE	UFC25-201	WEST AUSTRALIAN LOCAL GOVERNMENT ASSOC	Professional Development	380.00
20/02/2025	\$APINVCE	UFC25-202	WEST AUSTRALIAN LOCAL GOVERNMENT ASSOC	Professional Development	190.00
Cheque/EFT Number 258115			WESTERN RESOURCE RECOVERY PTY LTD		572.00
20/02/2025	\$APINVCE	134238	WESTERN RESOURCE RECOVERY PTY LTD	Planned Grease Trap Servicing FY 24/25	572.00
Cheque/EFT Number 258116			STEFNA FAMILY TRUST T/AS WEST TIP WASTE MANAGEMENT		39,015.84
20/02/2025	\$APINVCE	81314	STEFNA FAMILY TRUST T/AS WEST TIP WASTE M/	Street Sweeping Collection & Disposal 20	22,331.84
20/02/2025	\$APINVCE	81882	STEFNA FAMILY TRUST T/AS WEST TIP WASTE M/	Street Sweeping Collection & Disposal 20	16,684.00
Cheque/EFT Number 258117			Wormald Australia Pty Ltd		1,078.00
20/02/2025	\$APINVCE	9393647	Wormald Australia Pty Ltd	FIRE SERVICES REACTIVE MAINTENANCE 24/25	247.50
20/02/2025	\$APINVCE	9393683	Wormald Australia Pty Ltd	FIRE SERVICES REACTIVE MAINTENANCE 24/25	830.50
Cheque/EFT Number 258118			ACN 130 466 894 PTY LTD		200.00
20/02/2025	\$APINVCE	OCCP2025/4	ACN 130 466 894 PTY LTD	Refund BCITF - 40 The Esplanade	200.00
Cheque/EFT Number 258119			SHANE HARDINGHAM		134.85
20/02/2025	\$APINVCE	SHARDINGHAM040225	SHANE HARDINGHAM	Healthy Life Style - SHANE HARDINGHAM	134.85
Cheque/EFT Number 258120			Kirsty Parker		160.00
20/02/2025	\$APINVCE	KPARKER110225	Kirsty Parker	Healthy Life Style - Kirsty Parker	160.00
Cheque/EFT Number 258121			Kristia Riordan		160.00
20/02/2025	\$APINVCE	KRIORDAN	Kristia Riordan	Healthy Life Style - Kristia Riordan	160.00
Cheque/EFT Number 258122			SK & DJ Sharma		99.00
20/02/2025	\$APINVCE	EV2025/29	SK & DJ Sharma	Refund event app-ISWA DIWALI MELA 2025	99.00
Cheque/EFT Number 258123			Emily Berry		160.00
20/02/2025	\$APINVCE	EBERRY120225	Emily Berry	Healthy Life Style - Emily Berry	160.00
Cheque/EFT Number 258124			No Problems Just Solutions Pty Ltd		73.00
20/02/2025	\$APINVCE	DAVICE2025/5036	No Problems Just Solutions Pty Ltd	Not proceeding- 550 Wellington St	73.00
Cheque/EFT Number 258125			1263 Hay St Trust		1,280.00
20/02/2025	\$APINVCE	DA2024/5456	1263 Hay St Trust	Overpaid App-1263-1267 Hay St West Perth	1,280.00
Cheque/EFT Number 258126			Trayd Australia Pty Ltd		147.00
20/02/2025	\$APINVCE	DA2024/5332	Trayd Australia Pty Ltd	App not proceeding-18 Prowse St West Per	147.00
Cheque/EFT Number 258127			BCA Building Certifieres & Assessors		224.00
20/02/2025	\$APINVCE	DA2024/5440	BCA Building Certifieres & Assessors	App not proceeding-107 William St Perth	224.00
Cheque/EFT Number 258128			Hub Elizabeth Quay		73.00
20/02/2025	\$APINVCE	SEC2024/5412	Hub Elizabeth Quay	App not proceeding-9 The Esplanade, Pert	73.00
Cheque/EFT Number 258129			Foundation Housing Ltd		295.00
20/02/2025	\$APINVCE	DA2024/5431	Foundation Housing Ltd	App not proceeding-231-245 Newcastle Str	295.00
Cheque/EFT Number 258130			Rotary Club of Heirisson		156.00
20/02/2025	\$APINVCE	EV2024/378	Rotary Club of Heirisson	Refund Pathway-Rotary Australia Day Brea	156.00
Cheque/EFT Number 258131			Chris Lee		165.00
20/02/2025	\$APINVCE	CLEE110225	Chris Lee	Foot Care Management-Chris Lee	165.00
Cheque/EFT Number 258132			Goldpoint Holding Pty Ltd		200.00
20/02/2025	\$APINVCE	BPC2025/14	Goldpoint Holding Pty Ltd	Refund duplicate BCITF-578 Murray St Wes	200.00
Cheque/EFT Number 258133			Hero Hunter Foundation		125.00
20/02/2025	\$APINVCE	EV2025/5	Hero Hunter Foundation	Event app withdrawn-Hero Hunter Day-2025	125.00
Cheque/EFT Number 258134			Samuel Teck Wang Ling		60.00
20/02/2025	\$APINVCE	100896677	Samuel Teck Wang Ling	Infringement Cancel-Samuel Teck Wang Lin	60.00
Cheque/EFT Number 258135			Alex Bryce		160.00
20/02/2025	\$APINVCE	ABRYCE120225	Alex Bryce	Healthy Life Style - Alex Bryce	160.00
Cheque/EFT Number 258136			Dave Bevan		159.99
20/02/2025	\$APINVCE	DBEVAN110225	Dave Bevan	Healthy Life Style - Dave Bevan	159.99
Cheque/EFT Number 258137			Rob Verbist		295.00
20/02/2025	\$APINVCE	DA2025/5053	Rob Verbist	App not proceeding-65/101 Murray St Pert	295.00
Cheque/EFT Number 258138			MLV Real Estate Trust Account		779.40
20/02/2025	\$APINVCE	1080514	MLV Real Estate Trust Account	Overpaid Rates-26/108-112 Royal Street,	779.40
Cheque/EFT Number 258139			Jones Lang Lasalle WA Pty Limited - Trus		1,473.05
20/02/2025	\$APINVCE	1017953	Jones Lang Lasalle WA Pty Limited - Trus	Overpaid Rates-321 Murray Street, PERTH	1,473.05
Cheque/EFT Number 258140			TONY WALKER		116.80
20/02/2025	\$APINVCE	TWALKER170225	TONY WALKER	Fuel Diesel -TONY WALKER	116.80
Cheque/EFT Number 258141			G8 Education Ltd		267.00
20/02/2025	\$APINVCE	G8EDUCATION180225	G8 Education Ltd	Food inspection fee-The Learning Sanctua	267.00
Cheque/EFT Number 258142			Damien de Boer		85.00
20/02/2025	\$APINVCE	DDEBOER050225	Damien de Boer	Healthy Life Style - Damien de Boer	85.00
Cheque/EFT Number 258143			LUX EVENTS PTY LTD		34,593.90
28/02/2025	\$APINVCE	LE250102	LUX EVENTS PTY LTD	CHRISTMAS LIGHT TRAIL - LIGHTBOX SIGNAGE	34,593.90



Schedule of Accounts Paid - Municipal Fund

For the Period :01/02/2025-28/02/2025

Payment Date	Document Ty	Invoice Number	Payee	Payment Details	Payment Amount
Cheque/EFT Number 258144			BROOK & MARSH PTY LTD		2,420.00
28/02/2025	\$APINVCE	30011253	BROOK & MARSH PTY LTD	Survey Plan - Comms 2 Regal Place Carpar	2,420.00
Cheque/EFT Number 258145			CT15 PTY LTD		20,452.90
28/02/2025	\$APINVCE	01072557	CT15 PTY LTD	Cash Supply for Cash Redemption Machine	20,000.00
28/02/2025	\$APINVCE	01072558	CT15 PTY LTD	Petty Cash Supply	452.90
Cheque/EFT Number 258146			STILES ELECTRICAL SERVICES		162,682.16
28/02/2025	\$APINVCE	9356	STILES ELECTRICAL SERVICES	St Georges Tc Lighting Elder to Milligan	90,525.07
28/02/2025	\$APINVCE	9378	STILES ELECTRICAL SERVICES	Adelaide Tce. traffic intersection works	18,851.58
28/02/2025	\$APINVCE	9393	STILES ELECTRICAL SERVICES	Murray St Lighting – Milligan to King	11,168.43
28/02/2025	\$APINVCE	9361	STILES ELECTRICAL SERVICES	Murray St Lighting – Irwin to Victoria S	42,137.08
Cheque/EFT Number 258147			JG Abberton & Others t/as Lavan		8,910.48
28/02/2025	\$APINVCE	732824	JG Abberton & Others t/as Lavan	EQ Lease Reports-The Carousel & Pretzels	8,910.48
Cheque/EFT Number 258148			BIDFOOD WA PTY LTD		4,512.87
28/02/2025	\$APINVCE	165473803.MAL	BIDFOOD WA PTY LTD	Tea and Coffee supplies PTH 24/25	942.07
28/02/2025	\$APINVCE	165575929.MAL	BIDFOOD WA PTY LTD	BIDFOOD - SUPPLY OF FOOD AND BEVERAGES T	924.32
28/02/2025	\$APINVCE	165562897.MAL	BIDFOOD WA PTY LTD	BIDFOOD - SUPPLY OF FOOD AND BEVERAGES T	585.36
28/02/2025	\$APINVCE	165548234.MAL	BIDFOOD WA PTY LTD	BIDFOOD - SUPPLY OF FOOD AND BEVERAGES T	427.14
28/02/2025	\$APINVCE	164891444.MAL	BIDFOOD WA PTY LTD	BIDFOOD - SUPPLY OF FOOD AND BEVERAGES T	1,271.92
28/02/2025	\$APINVCE	165589689.MAL	BIDFOOD WA PTY LTD	BIDFOOD - SUPPLY OF FOOD AND BEVERAGES T	362.06
Cheque/EFT Number 258149			IRON MOUNTAIN AUSTRALIA GROUP PTY LTD		48.27
28/02/2025	\$APINVCE	AUD605969	IRON MOUNTAIN AUSTRALIA GROUP PTY LTD	Secure Destruction Bin Level 8 23/24	48.27
Cheque/EFT Number 258150			ARTREF PTY LTD		96.80
28/02/2025	\$APINVCE	169827	ARTREF PTY LTD	Paper - Plotter	96.80
Cheque/EFT Number 258151			ADVANCED AUTOLOGIC		550.00
28/02/2025	\$APINVCE	110248	ADVANCED AUTOLOGIC	Bio Clean for Clean heavy Grim off Large	550.00
Cheque/EFT Number 258152			MATRIX PRODUCTIONS		2,750.00
28/02/2025	\$APINVCE	41998	MATRIX PRODUCTIONS	Sunset Sounds: AV Requirements - 9 Feb	2,750.00
Cheque/EFT Number 258153			NESPRESSO		3,340.00
28/02/2025	\$APINVCE	52408220	NESPRESSO	Lower Ground Floor Hub Nespresso supplie	2,064.00
28/02/2025	\$APINVCE	52412853	NESPRESSO	Nespresso Order Level 6 2024/25	824.00
28/02/2025	\$APINVCE	52396382	NESPRESSO	Level 4 Coffee Pods and Coffee Machine C	452.00
Cheque/EFT Number 258154			DATA 3		16,958.23
28/02/2025	\$APINVCE	SIN000269616	DATA 3	Cisco Network Switch Maintenance Renewal	1,895.84
28/02/2025	\$APINVCE	SIN000269131	DATA 3	Year 2 Azure Hosting Subscription Fee Co	30.71
28/02/2025	\$APINVCE	SIN000269337	DATA 3	Year 2 Azure Hosting Subscription Fee Co	15,031.68
Cheque/EFT Number 258155			LLOYD GEORGE ACCOUSTICS PTY LTD		7,128.00
28/02/2025	\$APINVCE	00010905	LLOYD GEORGE ACCOUSTICS PTY LTD	Acoustic consultancy to develop a new Es	7,128.00
Cheque/EFT Number 258156			Higgins Coatings Pty Ltd		6,569.81
28/02/2025	\$APINVCE	186121763	Higgins Coatings Pty Ltd	Graffiti Removal/Vandalism	712.45
28/02/2025	\$APINVCE	186120259	Higgins Coatings Pty Ltd	Graffiti Removal/Vandalism	531.43
28/02/2025	\$APINVCE	186120244	Higgins Coatings Pty Ltd	Graffiti Removal/Vandalism	1,062.86
28/02/2025	\$APINVCE	186121779	Higgins Coatings Pty Ltd	Graffiti Removal/Vandalism	531.43
28/02/2025	\$APINVCE	186122737	Higgins Coatings Pty Ltd	Graffiti Removal/Vandalism	1,062.86
28/02/2025	\$APINVCE	186121766	Higgins Coatings Pty Ltd	Graffiti Removal/Vandalism	531.43
28/02/2025	\$APINVCE	186119855	Higgins Coatings Pty Ltd	Graffiti Removal/Vandalism	712.45
28/02/2025	\$APINVCE	186122754	Higgins Coatings Pty Ltd	Graffiti Removal/Vandalism	350.42
28/02/2025	\$APINVCE	186122762	Higgins Coatings Pty Ltd	Graffiti Removal/Vandalism	627.75
28/02/2025	\$APINVCE	186122755	Higgins Coatings Pty Ltd	Graffiti Removal/Vandalism	446.73
Cheque/EFT Number 258157			WESTBOOKS		2,257.22
28/02/2025	\$APINVCE	346481	WESTBOOKS	Library Stock - Adult Fiction & Adult No	1,197.20
28/02/2025	\$APINVCE	346479	WESTBOOKS	Library Stock - Adult Fiction & Adult No	244.90
28/02/2025	\$APINVCE	346482	WESTBOOKS	Library Stock - Adult Fiction & Adult No	28.50
28/02/2025	\$APINVCE	346480	WESTBOOKS	Library Stock - Adult Fiction & Adult No	786.62
Cheque/EFT Number 258158			TK Elevator Australia Pty Ltd		3,921.15
28/02/2025	\$APINVCE	8067248414	TK Elevator Australia Pty Ltd	PLANNED LIFT AND ESCALATOR MAINTENANCE V	2,781.71
28/02/2025	\$APINVCE	8067248705	TK Elevator Australia Pty Ltd	Vertical transport reactive maint. 24/25	569.72
28/02/2025	\$APINVCE	8067248718	TK Elevator Australia Pty Ltd	Vertical transport reactive maint. 24/25	569.72
Cheque/EFT Number 258159			ALINTA SALES PTY LTD		1,502.80
28/02/2025	\$APINVCE	804003079	ALINTA SALES PTY LTD	567 Hay St PERTH	300.00
28/02/2025	\$APINVCE	382913950	ALINTA SALES PTY LTD	30 Roberts St OSBORNE PARK	1,105.75
28/02/2025	\$APINVCE	839000448	ALINTA SALES PTY LTD	Unit A, 160 Hay St EAST PERTH	97.05
Cheque/EFT Number 258160			NATIONAL TAX & ACCOUNTANTS ASSOCIATION LTD		699.00
28/02/2025	\$APINVCE	FBT2025	NATIONAL TAX & ACCOUNTANTS ASSOCIATION L Krishnan Nair		699.00
Cheque/EFT Number 258161			Multilec Engineering Pty Ltd		163.68
28/02/2025	\$APINVCE	89227	Multilec Engineering Pty Ltd	Baling Press Strapping Regal Place CP -	163.68
Cheque/EFT Number 258162			ACO Pty Ltd		1,350.80
28/02/2025	\$APINVCE	693325	ACO Pty Ltd	Supply and deliver 12 x K100 Type 475D I	1,350.80
Cheque/EFT Number 258163			ATOM SUPPLY		1,148.52
28/02/2025	\$APINVCE	P3818376	ATOM SUPPLY	Sunscreen SPF50+ 125mL SS125-50	441.00



Schedule of Accounts Paid - Municipal Fund

For the Period :01/02/2025-28/02/2025

Payment Date	Document Ty	Invoice Number	Payee	Payment Details	Payment Amount
28/02/2025	\$APINVCE	P3816270	ATOM SUPPLY	Gloves Poly/Cotton Knitted Size 10 342DG	707.52
Cheque/EFT Number 258164					715.00
28/02/2025	\$APINVCE	INV-0857	Red Spear Pty Ltd	Welcome to Country Presentation & Song b	715.00
Cheque/EFT Number 258165					658.26
28/02/2025	\$APINVCE	INV-61322	CANON PRODUCTION PRINTING AUSTRALIA PTY	TC54SA STANDALONE SCANNER MAINTENANCE RE	157.22
28/02/2025	\$APINVCE	INV-77269	CANON PRODUCTION PRINTING AUSTRALIA PTY	TC54SA STANDALONE SCANNER MAINTENANCE RE	165.09
28/02/2025	\$APINVCE	INV-85537	CANON PRODUCTION PRINTING AUSTRALIA PTY	TC54SA STANDALONE SCANNER MAINTENANCE RE	170.86
28/02/2025	\$APINVCE	INV-81562	CANON PRODUCTION PRINTING AUSTRALIA PTY	TC54SA STANDALONE SCANNER MAINTENANCE RE	165.09
Cheque/EFT Number 258166					47,375.35
28/02/2025	\$APINVCE	140228	ACCESS BRICKPAVING CO	Stage 3 Footing Remediation	18,810.00
28/02/2025	\$APINVCE	240131	ACCESS BRICKPAVING CO	Loftus St Civil Works	28,565.35
Cheque/EFT Number 258167					789.80
28/02/2025	\$APINVCE	00030217	Sunny Industrial Brushware	Annual Sweeper Brush Blanket Order for 3	789.80
Cheque/EFT Number 258168					466,526.88
28/02/2025	\$APINVCE	00103975	MMM (WA) Pty Ltd	Heirisson Island 46 Riverwall Replacemen	367,128.20
28/02/2025	\$APINVCE	00103974	MMM (WA) Pty Ltd	Claisebrook Cove Riverwall Maintenance 2	99,398.68
Cheque/EFT Number 258169					1,452.18
28/02/2025	\$APINVCE	3513898	SONIC HEALTHPLUS PTY LTD	Recruitment PreEmployment Medical Servic	462.22
28/02/2025	\$APINVCE	3512531	SONIC HEALTHPLUS PTY LTD	Recruitment PreEmployment Medical Servic	643.28
28/02/2025	\$APINVCE	3513897	SONIC HEALTHPLUS PTY LTD	Drug & Alcohol Testing to staff incl on	346.68
Cheque/EFT Number 258170					1,715.91
28/02/2025	\$APINVCE	00020557	Drainflow Services Pty Ltd	Forrest Place Loading Dock Fortnightly D	1,715.91
Cheque/EFT Number 258171					530.75
28/02/2025	\$APINVCE	1-00100671	Forch Australia Pty Ltd	MISC S/S Fittings (Screw, Nuts, Bolts &	530.75
Cheque/EFT Number 258172					810.70
28/02/2025	\$APINVCE	INV-00004041	TECHNICAL SERVICES GROUP	Removal of Wifi Unit	810.70
Cheque/EFT Number 258173					185.00
28/02/2025	\$APINVCE	INV-44869	CBD COLLEGE P/L	First Aid & CPR Training	185.00
Cheque/EFT Number 258174					700.00
28/02/2025	\$APINVCE	00013621	TTFT Doyzik Trust t/as The Plastic Sandwich Co	artwork for display	700.00
Cheque/EFT Number 258175					1,293.60
28/02/2025	\$APINVCE	476723	Sydel Nominees t/as Imagesource Digital Solution	Sydel Nominees t/as Imagesource Digital Solutior Australia Day 2025 - Event Day Document	814.00
28/02/2025	\$APINVCE	476985	Sydel Nominees t/as Imagesource Digital Solutior labels		479.60
Cheque/EFT Number 258176					24,533.61
28/02/2025	\$APINVCE	INV-WO36750	SURUN SERVICES PTY LTD	Algae Mitigation - Aerators Electrical S	7,613.98
28/02/2025	\$APINVCE	INV-14933-K9V4P9	SURUN SERVICES PTY LTD	Supply and install new GPO's for BBQ's i	2,616.44
28/02/2025	\$APINVCE	INV-14932-X9V9G9	SURUN SERVICES PTY LTD	Removal and re-instatement of two downwa	1,587.43
28/02/2025	\$APINVCE	INV-14929-L7R9K4	SURUN SERVICES PTY LTD	Electrical Maintenance City Wide	1,892.22
28/02/2025	\$APINVCE	INV-14930-F1X6V4	SURUN SERVICES PTY LTD	Electrical Maintenance City Wide	1,892.22
28/02/2025	\$APINVCE	INV-14931-H5Y2F2	SURUN SERVICES PTY LTD	Electrical Maintenance City Wide	1,892.22
28/02/2025	\$APINVCE	INV-WO36754	SURUN SERVICES PTY LTD	Electrical Maintenance City Wide	652.53
28/02/2025	\$APINVCE	INV-14905-B0R7H2	SURUN SERVICES PTY LTD	Pit investigation works	732.47
28/02/2025	\$APINVCE	INV-WO36763	SURUN SERVICES PTY LTD	Electrical Maintenance City Wide	5,654.10
Cheque/EFT Number 258177					1,041.15
28/02/2025	\$APINVCE	570691	JAPANESE TRUCK & BUS SPARES PTY LTD	L/H Mirror Assembly + Servicing Filter f	1,041.15
Cheque/EFT Number 258178					3,069.00
28/02/2025	\$APINVCE	0573	Liyana Reduhwan Yusuf t/as Savvy the Band	The Savvy Band - 7 February 2025 - Fairl	3,069.00
Cheque/EFT Number 258179					7,744.00
28/02/2025	\$APINVCE	89544	LIGHTSPEED COMMUNICATIONS AUSTRALIA PTY LTD t/as LIGHTSPEED	Lightspeed technician Labour - 16 hours	3,872.00
28/02/2025	\$APINVCE	89543	LIGHTSPEED COMMUNICATIONS AUSTRALIA PTY LTD t/as LIGHTSPEED	Break/fix repairs to the City's fibre an	3,872.00
Cheque/EFT Number 258180					11,000.00
28/02/2025	\$APINVCE	INV-0183	Perth International Jazz Festival Inc.	Event Sponsorship 23/24 R1 Perth Interna	11,000.00
Cheque/EFT Number 258181					78,833.03
28/02/2025	\$APINVCE	8023043	MAIN ROADS WESTERN AUSTRALIA	MRWA - Installation of Signage and Pavem	78,833.03
Cheque/EFT Number 258182					1,647.03
28/02/2025	\$APINVCE	58871	DATALINE VISUAL LINK PTY LTD	Button Remotes supply and programming o	1,384.55
28/02/2025	\$APINVCE	58874	DATALINE VISUAL LINK PTY LTD	Reactive CCTV Maintenance 24/25 FY	131.24
28/02/2025	\$APINVCE	58873	DATALINE VISUAL LINK PTY LTD	Reactive CCTV Maintenance 24/25 FY	131.24
Cheque/EFT Number 258183					6,250.93
28/02/2025	\$APINVCE	INV20922	TTF WRS Trust t/as Mastec Australia	Bin 120L complete YELLOW Lid & Bin 660L	6,250.93
Cheque/EFT Number 258184					115,444.93
28/02/2025	\$APINVCE	2010364873	Electricity Generation & Retail Corporation - SyneLot 0 Henry Lawson Walk, East Perth WA 6		703.97
28/02/2025	\$APINVCE	2034357179	Electricity Generation & Retail Corporation - SyneU 2 110 William St, Perth WA 6000		129.36
28/02/2025	\$APINVCE	2002414766	Electricity Generation & Retail Corporation - SyneSutherland St, West Perth WA 6005		138.57
28/02/2025	\$APINVCE	2058338025	Electricity Generation & Retail Corporation - Syne1333 Hay St, West Perth WA 6005		162.89
28/02/2025	\$APINVCE	2074322859	Electricity Generation & Retail Corporation - Syne27 Mayfair St, West Perth WA 6005		6,529.22
28/02/2025	\$APINVCE	2066335350	Electricity Generation & Retail Corporation - Syne1249 Hay St, West Perth WA 6005		806.84
28/02/2025	\$APINVCE	2014365161	Electricity Generation & Retail Corporation - SyneKings Park Rd, West Perth WA 6005		137.45
28/02/2025	\$APINVCE	2026356231	Electricity Generation & Retail Corporation - Syne16 Mount St, Perth WA 6000		564.61



Schedule of Accounts Paid - Municipal Fund

For the Period :01/02/2025-28/02/2025

Payment Date	Document Ty	Invoice Number	Payee	Payment Details	Payment Amount
28/02/2025	\$APINVCE	2058338483	Electricity Generation & Retail Corporation - Syne	Lot 0 Coolgardie St, West Perth WA 6005	274.59
28/02/2025	\$APINVCE	2078318551	Electricity Generation & Retail Corporation - Syne	Terrace Rd, Perth WA 6000	70.84
28/02/2025	\$APINVCE	2010364874	Electricity Generation & Retail Corporation - Syne	Lot 101 Hay St, Perth WA 6000	473.76
28/02/2025	\$APINVCE	2034360667	Electricity Generation & Retail Corporation - Syne	85 Francis St, Northbridge WA 6003	504.46
28/02/2025	\$APINVCE	2038348546	Electricity Generation & Retail Corporation - Syne	986 Wellington St, West Perth WA 6005	306.90
28/02/2025	\$APINVCE	2022362413	Electricity Generation & Retail Corporation - Syne	Lot 10 Arthur St, West Perth WA 6005	502.87
28/02/2025	\$APINVCE	2014367738	Electricity Generation & Retail Corporation - Syne	Lot 21 Riverside Dr, East Perth WA 6004	3,495.62
28/02/2025	\$APINVCE	2054334926	Electricity Generation & Retail Corporation - Syne	Lot 9003 Adelaide Tce, Perth WA 6000	769.85
28/02/2025	\$APINVCE	2018363673	Electricity Generation & Retail Corporation - Syne	1 Victoria Ave, Perth WA 6000	1,642.76
28/02/2025	\$APINVCE	2006376994	Electricity Generation & Retail Corporation - Syne	U 2 110 Wellington St, East Perth WA 600	796.99
28/02/2025	\$APINVCE	2018363671	Electricity Generation & Retail Corporation - Syne	11 Plain St, East Perth WA 6004	1,632.98
28/02/2025	\$APINVCE	2018363674	Electricity Generation & Retail Corporation - Syne	Off 0 44 Lake St, Northbridge WA 6003	4,176.23
28/02/2025	\$APINVCE	2018363672	Electricity Generation & Retail Corporation - Syne	81 Royal St, East Perth WA 6004	3,737.26
28/02/2025	\$APINVCE	2018363676	Electricity Generation & Retail Corporation - Syne	Lot 1072 Jewell Lane, East Perth WA 6004	4,162.03
28/02/2025	\$APINVCE	2018363670	Electricity Generation & Retail Corporation - Syne	U A 68 Roe St, Northbridge WA 6003	7,757.87
28/02/2025	\$APINVCE	2018363669	Electricity Generation & Retail Corporation - Syne	Lot 25 Nelson Cres, East Perth WA 6004	1,244.07
28/02/2025	\$APINVCE	2018362298	Electricity Generation & Retail Corporation - Syne	102 Railway St, West Perth WA 6005	345.68
28/02/2025	\$APINVCE	2006375805	Electricity Generation & Retail Corporation - Syne	1326 Hay St, West Perth WA 6005	284.02
28/02/2025	\$APINVCE	2050345785	Electricity Generation & Retail Corporation - Syne	Lot 200 Mount St, Perth WA 6000	302.03
28/02/2025	\$APINVCE	2042343009	Electricity Generation & Retail Corporation - Syne	Lot 650 Mounts Bay Rd, Kings Park WA 600	141.36
28/02/2025	\$APINVCE	2070329237	Electricity Generation & Retail Corporation - Syne	4 Royal St, East Perth WA 6004	356.60
28/02/2025	\$APINVCE	2050348656	Electricity Generation & Retail Corporation - Syne	Lot 0 Mount St, West Perth WA 6005	275.98
28/02/2025	\$APINVCE	2022362592	Electricity Generation & Retail Corporation - Syne	Lot 901 Mounts Bay Rd, Perth WA 6000	174.45
28/02/2025	\$APINVCE	2070328103	Electricity Generation & Retail Corporation - Syne	Lot 9003 U 1 Adelaide Tce, Perth WA 6000	7,718.84
28/02/2025	\$APINVCE	2034360668	Electricity Generation & Retail Corporation - Syne	Lot 565 Plain St, East Perth WA 6004	3,646.60
28/02/2025	\$APINVCE	1001284772	Electricity Generation & Retail Corporation - Syne	27 St Georges Tce, Perth WA 6000	57,898.60
28/02/2025	\$APINVCE	2062323568	Electricity Generation & Retail Corporation - Syne	Lot 7 Barrack St, Perth WA 6000	129.36
28/02/2025	\$APINVCE	2094287654	Electricity Generation & Retail Corporation - Syne	700 Wellington St, Perth WA 6000	3,362.45
28/02/2025	\$APINVCE	2010364875	Electricity Generation & Retail Corporation - Syne	Lot 0 Mounts Bay Rd, Perth WA 6000	86.97
Cheque/EFT Number 258185			TTF the Property Australia Management Trust		383.40
28/02/2025	\$APINVCE	6693	TTF the Property Australia Management Trust	565 Hay Street (Library) -24/25	191.70
28/02/2025	\$APINVCE	6596	TTF the Property Australia Management Trust	565 Hay Street (Library) -24/25	191.70
Cheque/EFT Number 258186			All Fence U Rent Pty Ltd		54,373.00
28/02/2025	\$APINVCE	004704	All Fence U Rent Pty Ltd	Australia Day Fencing 2025	54,373.00
Cheque/EFT Number 258187			Treasury WA Pty Ltd t/as Como the Treasury		500.00
28/02/2025	\$APINVCE	4584618	Treasury WA Pty Ltd t/as Como the Treasury	10 X \$50 VOUCHERS FOR TOURISM SPEED NETW	500.00
Cheque/EFT Number 258188			BROWNES FOODS OPERATIONS PTY LTD		312.18
28/02/2025	\$APINVCE	18250971	BROWNES FOODS OPERATIONS PTY LTD	Brownes Milk supply for Depot 2024/2025	54.45
28/02/2025	\$APINVCE	18262253	BROWNES FOODS OPERATIONS PTY LTD	Brownes Milk supply for Depot 2024/2025	156.09
28/02/2025	\$APINVCE	18251046	BROWNES FOODS OPERATIONS PTY LTD	Brownes Milk supply for Depot 2024/2025	101.64
Cheque/EFT Number 258189			AUSTRALIAN INSTITUTE OF MANAGEMENT - AIM		837.00
28/02/2025	\$APINVCE	7170925	AUSTRALIAN INSTITUTE OF MANAGEMENT - AIM	Excel Macro with VBA Programming	837.00
Cheque/EFT Number 258190			Iconic Property Services Pty Ltd		2,530.00
28/02/2025	\$APINVCE	PSI042898	Iconic Property Services Pty Ltd	Steam cleaning of function chairs at Cou	2,530.00
Cheque/EFT Number 258191			AE Hoskins & Sons		3,398.78
28/02/2025	\$APINVCE	512322	AE Hoskins & Sons	AE HOSKINS & SONS REACTIVE MAINTENANCE	1,265.44
28/02/2025	\$APINVCE	512328	AE Hoskins & Sons	AE HOSKINS & SONS REACTIVE MAINTENANCE	232.30
28/02/2025	\$APINVCE	512184	AE Hoskins & Sons	AE HOSKINS & SONS REACTIVE MAINTENANCE	1,901.04
Cheque/EFT Number 258192			MICKTRIC EVENTS		65,408.48
28/02/2025	\$APINVCE	INV-12620	MICKTRIC EVENTS	Traditional Lantern Install Lunar New Ye	64,939.88
28/02/2025	\$APINVCE	INV-12612	MICKTRIC EVENTS	Electrician for FORM 5 sign off NYE and	468.60
Cheque/EFT Number 258193			BILLABONG MOBILE ACCOMMODATION PTY LTD		10,729.23
28/02/2025	\$APINVCE	INV-3826	BILLABONG MOBILE ACCOMMODATION PTY LTD	Trakmat hire - Australia Day	10,729.23
Cheque/EFT Number 258194			CSE Crosscom Pty Ltd		574.75
28/02/2025	\$APINVCE	INV093975	CSE Crosscom Pty Ltd	Rangers two way hire 24/25 FY	574.75
Cheque/EFT Number 258195			AUSTRALIAN SERVICES UNION		371.00
28/02/2025	\$HRPAYJNL	EF 21/02/2025	AUSTRALIAN SERVICES UNION	Australian Services Union	53.00
28/02/2025	\$HRPAYJNL	F 21/02/2025	AUSTRALIAN SERVICES UNION	Australian Services Union	318.00
Cheque/EFT Number 258196			COLLEAGUES NAGELS PTY LTD		15,610.10
28/02/2025	\$APINVCE	R58205	COLLEAGUES NAGELS PTY LTD	Quote No: 320441 - 1320 rolls Bixelon SP	13,866.60
28/02/2025	\$APINVCE	R58325	COLLEAGUES NAGELS PTY LTD	Car park permit adhesive pockets	1,743.50
Cheque/EFT Number 258197			Natural Area Holdings Pty Ltd		6,814.50
28/02/2025	\$APINVCE	00024745	Natural Area Holdings Pty Ltd	NAMS - Natural Area Plant Watering - Poi	1,402.50
28/02/2025	\$APINVCE	00024729	Natural Area Holdings Pty Ltd	NAMS - Lake Vasto - Algae Removal to sup	5,412.00
Cheque/EFT Number 258198			WESTERN METROPOLITAN REGIONAL COUNCIL		53.29
28/02/2025	\$APINVCE	M-2502411	WESTERN METROPOLITAN REGIONAL COUNCIL	Green Waste Processing Fees 2024/2025	53.29
Cheque/EFT Number 258199			WRC MECHANICAL WA		973.50
28/02/2025	\$APINVCE	6770	WRC MECHANICAL WA	Depot Onsite Annual Large Truck Wheel Al	973.50
Cheque/EFT Number 258200			DADAA Ltd		17,240.43



Schedule of Accounts Paid - Municipal Fund

For the Period :01/02/2025-28/02/2025

Payment Date	Document Ty Invoice Number	Payee	Payment Details	Payment Amount
28/02/2025	\$APINVCE 00026326	DADAA Ltd	Access and Inclusion services Australia	17,240.43
Cheque/EFT Number 258201				14,094.19
28/02/2025	\$APINVCE 700675	CARAT AUSTRALIA MEDIA SERVICES PTY LTD	Christmas Media 2024	14,094.19
Cheque/EFT Number 258202				4,051.30
28/02/2025	\$APINVCE 813654	ALLMAKES PTY LTD T/AS BRANDWORX AUSTRALI	Corporate Uniform Order	4,051.30
Cheque/EFT Number 258203				323.38
28/02/2025	\$APCREDIT 203518	WEST BUILD PRODUCTS PTY LTD	WEST BUILD PROD	-83.60
28/02/2025	\$APCREDIT 204499	WEST BUILD PRODUCTS PTY LTD	WEST BUILD PROD	-157.30
28/02/2025	\$APCREDIT 203518REVE	WEST BUILD PRODUCTS PTY LTD	WEST BUILD PROD	-83.60
28/02/2025	\$APINVCE 205388	WEST BUILD PRODUCTS PTY LTD	Asphalt 20kg	758.43
28/02/2025	\$APINVCE 203819	WEST BUILD PRODUCTS PTY LTD	WEST BUILD PROD	-110.55
Cheque/EFT Number 258204				6,241.57
28/02/2025	\$APINVCE 4966978	Programmed Skilled Workforce Limited	Project Support Contractor	3,417.98
28/02/2025	\$APINVCE 4945757	Programmed Skilled Workforce Limited	Recruitment Services - Payroll	564.72
28/02/2025	\$APINVCE 4943426	Programmed Skilled Workforce Limited	Recruitment Services - Payroll	2,258.87
Cheque/EFT Number 258205				1,340.00
28/02/2025	\$APINVCE AU-FRMT04664081	TTFT Wise Discretionary Trust t/as Pack & Send F	transport artworks	295.00
28/02/2025	\$APINVCE AU-FRMT046642E5	TTFT Wise Discretionary Trust t/as Pack & Send F	transport artwork	250.00
28/02/2025	\$APINVCE AU-FRMT04654585	TTFT Wise Discretionary Trust t/as Pack & Send F	transport artwork	795.00
Cheque/EFT Number 258206				2,644.13
28/02/2025	\$APINVCE INV223256	A.D Coote & Co (Sheetmetal) Pty Ltd	Street Furniture Replacement - Furniture	2,644.13
Cheque/EFT Number 258207				96,093.65
28/02/2025	\$APINVCE 4598	JB & SB Bishop Pty Ltd t/as West Coast FM Group	Aberdeen St super graphic and Harvest Tc	96,093.65
Cheque/EFT Number 258208				14,667.35
28/02/2025	\$APINVCE 1309690	Talent International Pty Ltd	HRIS project coordinator	2,937.00
28/02/2025	\$APINVCE 1309689	Talent International Pty Ltd	HR Process EXPERTISE -	8,846.15
28/02/2025	\$APINVCE 1307667	Talent International Pty Ltd	HRIS Project Manager	2,884.20
Cheque/EFT Number 258209				2,286.90
28/02/2025	\$APINVCE 11031506	3 Logix Pty Ltd	Renewal for contract extension Waste Tra	2,286.90
Cheque/EFT Number 258210				11,000.00
28/02/2025	\$APINVCE 24204	THE TRUSTEE FOR WALLIS FAMILY TRUST T/AS PL	Playful Perth Design Guidelines. Quote A	11,000.00
Cheque/EFT Number 258211				363.80
28/02/2025	\$APINVCE BB-46619	BIN BATH CORPORATION PTY LTD	VARIOUS SITES - BIN CLEANING SERVICES FO	136.85
28/02/2025	\$APINVCE BB-44503	BIN BATH CORPORATION PTY LTD	VARIOUS SITES - BIN CLEANING SERVICES FO	97.75
28/02/2025	\$APINVCE BB-44434	BIN BATH CORPORATION PTY LTD	VARIOUS SITES - BIN CLEANING SERVICES FO	58.65
28/02/2025	\$APINVCE BB-44435	BIN BATH CORPORATION PTY LTD	VARIOUS SITES - BIN CLEANING SERVICES FO	51.00
28/02/2025	\$APINVCE BB-44392	BIN BATH CORPORATION PTY LTD	VARIOUS SITES - BIN CLEANING SERVICES FO	19.55
Cheque/EFT Number 258212				7,425.00
28/02/2025	\$APINVCE 167557	Veolia Recycling & Recovery Pty Ltd	Existing PO total does not cover annual	7,425.00
Cheque/EFT Number 258213				5,964.20
28/02/2025	\$APINVCE 154746/01	GRENSHED PTY LTD T/AS LIVING TURF	Lawn colourant and turf pesticide. as pe	1,542.20
28/02/2025	\$APINVCE 156918/01	GRENSHED PTY LTD T/AS LIVING TURF	Turf renovation	4,422.00
Cheque/EFT Number 258214				3,127.40
28/02/2025	\$APINVCE 00012526	TTF L Jeffery Family Trust t/as Cockburn Party Hir	Cockburn Party Hire - Fairlanes Concert	1,026.00
28/02/2025	\$APINVCE 00012821	TTF L Jeffery Family Trust t/as Cockburn Party Hir	Chairs for City of perth band	195.00
28/02/2025	\$APINVCE 00012525	TTF L Jeffery Family Trust t/as Cockburn Party Hir	Cockburn Party Hire - Brass on the Grass	1,906.40
Cheque/EFT Number 258215				1,591.15
28/02/2025	\$APINVCE INV-1992	TTFT Charlies Family Trust t/as Chicho Gelato	NORTHBRIDGE TREASURE TRAIL 2024 - GELATO	1,591.15
Cheque/EFT Number 258216				70.40
28/02/2025	\$APINVCE 3680	Dry Cleaning Express Pty Ltd t/as Dryclean & Laundry Express	Dry Cleaning Express Pty Ltd t/as Dryclean & Laur Rangers Dry Cleaning 24/25 FY	70.40
Cheque/EFT Number 258217				246.00
28/02/2025	\$APINVCE 00140733	The Trustee for Witherington Family Trust t/as W6 x	Rolls of Gloss Book Covering	246.00
Cheque/EFT Number 258218				1,122.00
28/02/2025	\$APINVCE 00001580	The Trustee for Olman & Sharna Walley Family Trust t/as Boorloo Aboriginal Cultu	Trisound Meditation Event - 29 May 2025	1,122.00
Cheque/EFT Number 258219				37,537.17
28/02/2025	\$APINVCE 967625864	CHEVRON AUSTRALIA DOWNSTREAM FUELS PTY LTD	Fuel unleaded 91 & Fuel Diesel ZDIS	37,537.17
Cheque/EFT Number 258220				6,050.00
28/02/2025	\$APINVCE DI000292158	Pickles Auctions Pty Limited	Fleet Valuation for Insurance Renewal	6,050.00
Cheque/EFT Number 258221				360.00
28/02/2025	\$APINVCE 2418	AMANDA KYLIE ZUVELA T/A VIEWFINDER PHOTOGRAPHY	Photography for Grommet Storytime event	360.00
Cheque/EFT Number 258222				322.39
28/02/2025	\$APINVCE 901380329	DuluxGroup (Australia) Pty Ltd	Supply of graffiti products	52.39
28/02/2025	\$APINVCE 901380442	DuluxGroup (Australia) Pty Ltd	Supply of graffiti products	108.66
28/02/2025	\$APINVCE 901342023	DuluxGroup (Australia) Pty Ltd	Supply of graffiti products	100.45
28/02/2025	\$APINVCE 901300580	DuluxGroup (Australia) Pty Ltd	Supply of graffiti products	60.89
Cheque/EFT Number 258223				267.69
28/02/2025	\$APCREDIT 1970246610	GPC Asia Pacific Pty Ltd T/AS NAPA	Refer invoice 1970239971	-166.38
28/02/2025	\$APINVCE 1970246681	GPC Asia Pacific Pty Ltd T/AS NAPA	RS3610 - Replacement Reat Light UC3412 -	33.00
28/02/2025	\$APINVCE 1970246687	GPC Asia Pacific Pty Ltd T/AS NAPA	RS3610 - Replacement Reat Light UC3412 -	66.00



Schedule of Accounts Paid - Municipal Fund

For the Period :01/02/2025-28/02/2025

Payment Date	Document Ty	Invoice Number	Payee	Payment Details	Payment Amount
28/02/2025	\$APINVCE	1970245004	GPC Asia Pacific Pty Ltd T/AS NAPA	LS7701 - Cleaning Products	171.00
28/02/2025	\$APINVCE	1970245085	GPC Asia Pacific Pty Ltd T/AS NAPA	LS7701 - Cleaning Products	131.07
28/02/2025	\$APINVCE	1970246620	GPC Asia Pacific Pty Ltd T/AS NAPA	RS3610 - Replacement Reat Light UC3412 -	33.00
Cheque/EFT Number 258224					1,936.24
28/02/2025	\$APINVCE	ML-T00069337	J.H. FLUID TRANSFER SOLUTIONS PTY LTD T/AS PI	Replaced Blown H/P HYD Hoses on 3 x Larg	181.23
28/02/2025	\$APINVCE	ML-T00069449	J.H. FLUID TRANSFER SOLUTIONS PTY LTD T/AS PI	Replaced H/P HYD Hose Assemblies on 3 Sw	532.26
28/02/2025	\$APINVCE	ML-T00069448	J.H. FLUID TRANSFER SOLUTIONS PTY LTD T/AS PI	Replaced H/P HYD Hose Assemblies on 3 Sw	178.09
28/02/2025	\$APINVCE	ML-T00069447	J.H. FLUID TRANSFER SOLUTIONS PTY LTD T/AS PI	Replaced H/P HYD Hose Assemblies on 3 Sw	808.78
28/02/2025	\$APINVCE	ML-T00069419	J.H. FLUID TRANSFER SOLUTIONS PTY LTD T/AS PI	Replaced Blown H/P HYD Hoses on 3 x Larg	209.83
28/02/2025	\$APINVCE	ML-T00069452	J.H. FLUID TRANSFER SOLUTIONS PTY LTD T/AS PI	Replaced H/P HYD Hose Assemblies on 3 Sw	26.05
Cheque/EFT Number 258225					36,696.00
28/02/2025	\$APINVCE	INV-1742	Dec the Malls Pty Ltd	Forrest Place Stage Decorations - Christ	36,696.00
Cheque/EFT Number 258226					156.00
28/02/2025	\$APINVCE	39168	THE TRUSTEE FOR VENUS PROPERTY TRUST T/AS	Balloons for Valentine's Day dance 14 Fe	156.00
Cheque/EFT Number 258227					16,532.72
28/02/2025	\$APINVCE	60241341	Veolia Recycling & Recovery (Perth) Pty Ltd	Commingle Recycling Disposal fees 2024/2	16,605.97
28/02/2025	\$APCREDIT	60241332	Veolia Recycling & Recovery (Perth) Pty Ltd	Veolia Recyclin	-73.25
Cheque/EFT Number 258228					304.22
28/02/2025	\$APINVCE	40647922	THE GRIFFITH FAMILY TRUST T/AS SUPERSTOCK	S PROVISION OF GROCERY ITEMS FOR CITIPLACE	304.22
Cheque/EFT Number 258229					994.98
28/02/2025	\$APINVCE	INVTBI00010858	BIG ISSUE IN AUSTRALIA LIMITED T/AS THE BIG	IS Big Issue Magazines Sold at Centre and t	994.98
Cheque/EFT Number 258230					1,222.00
28/02/2025	\$APINVCE	DINV-32220	Officeasy Pty Ltd t/as McLernons Business Base	LEVEL 7 FURNITURE	1,222.00
Cheque/EFT Number 258231					1,225.10
28/02/2025	\$APINVCE	INV00079657	Ball & Doggett Pty Ltd	Ball & Doggett Paper supply 20,000 sheet	1,225.10
Cheque/EFT Number 258232					1,518.00
28/02/2025	\$APINVCE	00025041	Rochdale Holdings Pty Ltd t/as Herring Storer	Acc Noise/Acoustic consultation Geoff Harri	1,518.00
Cheque/EFT Number 258233					2,723.41
28/02/2025	\$APINVCE	13812391	COMPLETE OFFICE SUPPLIES PTY LTD - COS	Catering, Cleaning & Stationery Supplies	441.16
28/02/2025	\$APINVCE	13817521	COMPLETE OFFICE SUPPLIES PTY LTD - COS	Level 4 Stationery, Kitchen Consumables	281.70
28/02/2025	\$APINVCE	13816814	COMPLETE OFFICE SUPPLIES PTY LTD - COS	Stationery Level 5 FY 24/25	155.44
28/02/2025	\$APINVCE	13808501	COMPLETE OFFICE SUPPLIES PTY LTD - COS	Corporate Services Lvl6 Stationary. FY24	408.44
28/02/2025	\$APINVCE	13530435	COMPLETE OFFICE SUPPLIES PTY LTD - COS	Stationery Level 8	119.24
28/02/2025	\$APINVCE	13830450	COMPLETE OFFICE SUPPLIES PTY LTD - COS	ICT Services Stationery and Kitchen Supp	187.72
28/02/2025	\$APINVCE	13830460	COMPLETE OFFICE SUPPLIES PTY LTD - COS	Consumables - Level 2 Kitchen	294.48
28/02/2025	\$APINVCE	13807118	COMPLETE OFFICE SUPPLIES PTY LTD - COS	Kitchen & Stationary Supplies Level 7 C	271.40
28/02/2025	\$APINVCE	13826577	COMPLETE OFFICE SUPPLIES PTY LTD - COS	Zip lock bags - PSHB Envelopes - Tree Mo	270.77
28/02/2025	\$APINVCE	13807191	COMPLETE OFFICE SUPPLIES PTY LTD - COS	Kitchen & Stationary Supplies Level 7 C	102.80
28/02/2025	\$APINVCE	13821578	COMPLETE OFFICE SUPPLIES PTY LTD - COS	Depot catering, cleaning & supply order	59.07
28/02/2025	\$APINVCE	13829158	COMPLETE OFFICE SUPPLIES PTY LTD - COS	People and Culture - Level 7 - Stationer	131.19
Cheque/EFT Number 258234					720.00
28/02/2025	\$APINVCE	288	BERNARD CARNEY	Bernard Carney - TMS	720.00
Cheque/EFT Number 258235					3,015.10
28/02/2025	\$APINVCE	PAM0499	TTF PAM Family Trust t/as Professional Arts	Man Relocate Foyer Walls	2,399.10
28/02/2025	\$APINVCE	PAM0498	TTF PAM Family Trust t/as Professional Arts	Man Training Foyer Walls PAM	616.00
Cheque/EFT Number 258236					38,940.00
28/02/2025	\$APINVCE	8005613275	Deloitte Risk Advisory Pty Ltd	Development Approvals Audit	38,940.00
Cheque/EFT Number 258237					273.75
28/02/2025	\$APINVCE	24-00052048	Botanic Gardens and Parks Authority	City of Perth gift to winners of the Cit	273.75
Cheque/EFT Number 258238					6,380.00
28/02/2025	\$APINVCE	00002089	CORPORATE TRAINING SERVICES PTY LTD T/AS	QUESTAMON TRAINING SERVICES	6,380.00
Cheque/EFT Number 258239					2,898.04
28/02/2025	\$APINVCE	CBEVAN0225	Clyde Bevan	Meeting attendance, ICT allowance	2,898.04
Cheque/EFT Number 258240					2,898.04
28/02/2025	\$APINVCE	LGOBBERT0225	LIAM GOBBERT	Meeting attendance, ICT allowance	2,898.04
Cheque/EFT Number 258242					17,177.27
28/02/2025	\$APINVCE	HPL126143	Hoban Recruitment Pty Ltd	CPP Technical Services Contract Labour H	394.93
28/02/2025	\$APINVCE	HPL126144	Hoban Recruitment Pty Ltd	CPP Operations Contract Labour Hire. WAL	14,023.41
28/02/2025	\$APINVCE	HPL126142	Hoban Recruitment Pty Ltd	Temporary Staff Civil Maintenance	2,758.93
Cheque/EFT Number 258243					2,898.04
28/02/2025	\$APINVCE	VKO0225	VIKTOR KO	Meeting attendance, ICT allowance	2,898.04
Cheque/EFT Number 258244					2,898.04
28/02/2025	\$APINVCE	CLEZER0225	CATHERINE LEZER	Meeting attendance, ICT allowance	2,898.04
Cheque/EFT Number 258245					15,328.04
28/02/2025	\$APINVCE	BZEMPILAS0225	BASIL ZEMPILAS	LM Allowance, attendance, ICT allowance	15,328.04
Cheque/EFT Number 258246					692.97
28/02/2025	\$APINVCE	GSSI1186645	MM Plastics Pty Ltd	Supplies for Signwriter - DPF510GT Gloss	692.97
Cheque/EFT Number 258247					10,106.02
28/02/2025	\$APINVCE	14393	Aboriginal United Services Pty Ltd	Staffing of CDS Depot	33.03



Schedule of Accounts Paid - Municipal Fund

For the Period :01/02/2025-28/02/2025

Payment Date	Document Ty	Invoice Number	Payee	Payment Details	Payment Amount
28/02/2025	\$APINVCE	14260	Aboriginal United Services Pty Ltd	Staffing of CDS Depot	10,072.99
Cheque/EFT Number 258248					2,554.27
28/02/2025	\$APINVCE	45584	Bell Trading Trust t/as North Star Security	Alarm/Access Control Planned FY24/25 No	1,910.77
28/02/2025	\$APINVCE	46796	Bell Trading Trust t/as North Star Security	Access Control Reactive 24/25	286.00
28/02/2025	\$APINVCE	46759	Bell Trading Trust t/as North Star Security	Access Control Reactive 24/25	357.50
Cheque/EFT Number 258249					4,835.63
28/02/2025	\$APINVCE	122205	Go Doors Pty Ltd	Auto Door Reactive Maintenance FY 24/25	3,792.95
28/02/2025	\$APINVCE	122193	Go Doors Pty Ltd	Auto Door Reactive Maintenance FY 24/25	1,042.68
Cheque/EFT Number 258250					2,750.00
28/02/2025	\$APINVCE	2422902	The Trustee for Northbridge Enterprises Unit Tru	Band booking for Sunset Sounds - 9 Feb 2	2,750.00
Cheque/EFT Number 258251					2,807.38
28/02/2025	\$APINVCE	498825	Bolinda Digital Pty Ltd	E-Books & E-Audiobooks digital resources	2,807.38
Cheque/EFT Number 258252					2,229.57
28/02/2025	\$APINVCE	45446	Morris & Ioppolo PTY LTD t/as M I Plumbers	PLUMBING UNPLANNED MAINTENANCE FY24/25	213.44
28/02/2025	\$APINVCE	45450	Morris & Ioppolo PTY LTD t/as M I Plumbers	PLUMBING UNPLANNED MAINTENANCE FY24/25	166.01
28/02/2025	\$APINVCE	45449	Morris & Ioppolo PTY LTD t/as M I Plumbers	PLUMBING UNPLANNED MAINTENANCE FY24/25	142.30
28/02/2025	\$APINVCE	45448	Morris & Ioppolo PTY LTD t/as M I Plumbers	PLUMBING UNPLANNED MAINTENANCE FY24/25	189.73
28/02/2025	\$APINVCE	45447	Morris & Ioppolo PTY LTD t/as M I Plumbers	PLUMBING UNPLANNED MAINTENANCE FY24/25	790.63
28/02/2025	\$APINVCE	45451	Morris & Ioppolo PTY LTD t/as M I Plumbers	PLUMBING UNPLANNED MAINTENANCE FY24/25	94.86
28/02/2025	\$APINVCE	45452	Morris & Ioppolo PTY LTD t/as M I Plumbers	PLUMBING UNPLANNED MAINTENANCE FY24/25	632.60
Cheque/EFT Number 258253					229.91
28/02/2025	\$APINVCE	374003	FreshExchange Pty Ltd	FRESH FRUIT AND VEGETABLES DELIVERED TO	130.75
28/02/2025	\$APINVCE	373817	FreshExchange Pty Ltd	FRESH FRUIT AND VEGETABLES DELIVERED TO	25.80
28/02/2025	\$APINVCE	373812	FreshExchange Pty Ltd	FRESH FRUIT AND VEGETABLES DELIVERED TO	73.36
Cheque/EFT Number 258254					12,435.00
28/02/2025	\$APINVCE	1011512	The Metropolitan Hospitality Group Pty Ltd t/as I	Catering Supplies Indigo Bay	204.00
28/02/2025	\$APINVCE	1011513	The Metropolitan Hospitality Group Pty Ltd t/as I	Catering Supplies Indigo Bay	147.00
28/02/2025	\$APINVCE	1011514	The Metropolitan Hospitality Group Pty Ltd t/as I	Catering Supplies Indigo Bay	1,095.50
28/02/2025	\$APINVCE	1011515	The Metropolitan Hospitality Group Pty Ltd t/as I	Catering Supplies Indigo Bay	2,338.50
28/02/2025	\$APINVCE	1011517	The Metropolitan Hospitality Group Pty Ltd t/as I	Catering Supplies Indigo Bay	217.00
28/02/2025	\$APINVCE	1011516	The Metropolitan Hospitality Group Pty Ltd t/as I	Catering Supplies Indigo Bay	188.00
28/02/2025	\$APINVCE	1011519	The Metropolitan Hospitality Group Pty Ltd t/as I	Catering Supplies Indigo Bay	6,876.00
28/02/2025	\$APINVCE	1011518	The Metropolitan Hospitality Group Pty Ltd t/as I	Catering Supplies Indigo Bay	173.00
28/02/2025	\$APINVCE	1011520	The Metropolitan Hospitality Group Pty Ltd t/as I	Catering Supplies Indigo Bay	147.00
28/02/2025	\$APINVCE	1011521	The Metropolitan Hospitality Group Pty Ltd t/as I	Catering Supplies Indigo Bay	206.00
28/02/2025	\$APINVCE	1011523	The Metropolitan Hospitality Group Pty Ltd t/as I	Catering Supplies Indigo Bay	228.00
28/02/2025	\$APINVCE	1011522	The Metropolitan Hospitality Group Pty Ltd t/as I	Catering Supplies Indigo Bay	147.00
28/02/2025	\$APINVCE	1011509	The Metropolitan Hospitality Group Pty Ltd t/as I	Catering Supplies Indigo Bay	174.00
28/02/2025	\$APINVCE	1011510	The Metropolitan Hospitality Group Pty Ltd t/as I	Catering Supplies Indigo Bay	147.00
28/02/2025	\$APINVCE	1011511	The Metropolitan Hospitality Group Pty Ltd t/as I	Catering Supplies Indigo Bay	147.00
Cheque/EFT Number 258255					195,775.31
28/02/2025	\$APINVCE	INV-2059	Event Safety Management Pty Ltd	HVM Management Australia Day event 2025	145,932.66
28/02/2025	\$APINVCE	INV-2070	Event Safety Management Pty Ltd	Summer Nights HVM	49,842.65
Cheque/EFT Number 258256					825.00
28/02/2025	\$APINVCE	7033	Code Group Pty Ltd	Rod Evans Community Centre - New Doorway	825.00
Cheque/EFT Number 258257					4,212.78
28/02/2025	\$APINVCE	1187116	Motorola Solutions Australia Pty Limited	Radio hire for Australia Day Ops - 2025	4,212.78
Cheque/EFT Number 258258					1,355.31
28/02/2025	\$APINVCE	128432	On Tap Plumbing & Gas Pty Ltd	ON TAP PLUMBING - REACTIVE MAINT FY24/25	517.11
28/02/2025	\$APINVCE	131623	On Tap Plumbing & Gas Pty Ltd	ON TAP PLUMBING - REACTIVE MAINT FY24/25	118.67
28/02/2025	\$APINVCE	132393	On Tap Plumbing & Gas Pty Ltd	ON TAP PLUMBING - REACTIVE MAINT FY24/25	373.09
28/02/2025	\$APINVCE	131764	On Tap Plumbing & Gas Pty Ltd	Drink Fountain Repairs - David Carr	204.54
28/02/2025	\$APINVCE	132405	On Tap Plumbing & Gas Pty Ltd	Northbridge Piazza backflow test	141.90
Cheque/EFT Number 258259					2,194.62
28/02/2025	\$APINVCE	19783	Maxey Plumbing Pty Ltd	Attend broken drink fountain Hay St Mall	2,194.62
Cheque/EFT Number 258260					9,968.18
28/02/2025	\$APINVCE	INV-0753	Wright Welding & Fabrication Pty Ltd	Welding Reactive Maintenance FY24/25 Wr	1,296.50
28/02/2025	\$APINVCE	INV-0749	Wright Welding & Fabrication Pty Ltd	Refurbishment of 2 x CoP bin surrounds	3,603.21
28/02/2025	\$APINVCE	INV-0752	Wright Welding & Fabrication Pty Ltd	Tree Grate amendments	5,068.47
Cheque/EFT Number 258261					34,681.94
28/02/2025	\$APINVCE	0020750903	Corporate Travel Management Group Pty Ltd (CTM)	Corporate Travel Management Group Pty Ltd (C)WECP CERAWEEK 2025 Delegation	17,340.97
28/02/2025	\$APINVCE	0020750933	Corporate Travel Management Group Pty Ltd (CTM)	Corporate Travel Management Group Pty Ltd (C)WECP CERAWEEK 2025 Delegation	17,340.97
Cheque/EFT Number 258262					12,485.00
28/02/2025	\$APINVCE	COP026	Trisha Gillian Rogers t/as Trisha Rogers Consulting	Trisha Gillian Rogers t/as Trisha Rogers Consultin Trisha Consultancy for On-street - Permi	12,485.00
Cheque/EFT Number 258263					60.80
28/02/2025	\$APINVCE	286023	Celiyany Pty Ltd t/as Looksmart Alterations Carillon City	Celiyany Pty Ltd t/as Looksmart Alterations Carilli Alterations done of new staff uniforms	60.80
Cheque/EFT Number 258264					90,589.82
28/02/2025	\$APINVCE	42350	TTFT Gilmour Trust t/as Gilmour & Jooste Electric	Electrical Reactive Maintenance FY24/25	800.02
28/02/2025	\$APINVCE	42772	TTFT Gilmour Trust t/as Gilmour & Jooste Electric	Electrical Reactive Maintenance FY24/25	1,088.07



Schedule of Accounts Paid - Municipal Fund

For the Period :01/02/2025-28/02/2025

Payment Date	Document Ty	Invoice Number	Payee	Payment Details	Payment Amount
28/02/2025	\$APINVCE	42852	TTFT Gilmour Trust t/as Gilmour & Jooste Electric	Electrical Reactive Maintenance FY24/25	759.00
28/02/2025	\$APINVCE	42773	TTFT Gilmour Trust t/as Gilmour & Jooste Electric	Electrical Reactive Maintenance FY24/25	315.26
28/02/2025	\$APINVCE	42999	TTFT Gilmour Trust t/as Gilmour & Jooste Electric	Generator Testing Various Sites FY 24/25	668.25
28/02/2025	\$APINVCE	43007	TTFT Gilmour Trust t/as Gilmour & Jooste Electric	Electrical Reactive Maintenance FY24/25	402.19
28/02/2025	\$APINVCE	43000	TTFT Gilmour Trust t/as Gilmour & Jooste Electric	Generator Testing Various Sites FY 24/25	668.25
28/02/2025	\$APINVCE	42775	TTFT Gilmour Trust t/as Gilmour & Jooste Electric	Electrical Reactive Maintenance FY24/25	164.57
28/02/2025	\$APINVCE	42945	TTFT Gilmour Trust t/as Gilmour & Jooste Electric	Electrical Reactive Maintenance FY24/25	166.34
28/02/2025	\$APINVCE	42946	TTFT Gilmour Trust t/as Gilmour & Jooste Electric	Electrical Reactive Maintenance FY24/25	194.72
28/02/2025	\$APINVCE	43008	TTFT Gilmour Trust t/as Gilmour & Jooste Electric	Electrical Reactive Maintenance FY24/25	544.27
28/02/2025	\$APINVCE	42831	TTFT Gilmour Trust t/as Gilmour & Jooste Electric	Electrical Reactive Maintenance FY24/25	828.20
28/02/2025	\$APINVCE	42860	TTFT Gilmour Trust t/as Gilmour & Jooste Electric	Electrical Reactive Maintenance FY24/25	1,096.98
28/02/2025	\$APINVCE	42456	TTFT Gilmour Trust t/as Gilmour & Jooste Electric	Electrical Reactive Maintenance FY24/25	389.46
28/02/2025	\$APINVCE	42854	TTFT Gilmour Trust t/as Gilmour & Jooste Electric	Electrical Reactive Maintenance FY24/25	458.91
28/02/2025	\$APINVCE	42819	TTFT Gilmour Trust t/as Gilmour & Jooste Electric	Electrical Reactive Maintenance FY24/25	429.85
28/02/2025	\$APINVCE	42774	TTFT Gilmour Trust t/as Gilmour & Jooste Electric	Electrical Reactive Maintenance FY24/25	77.89
28/02/2025	\$APINVCE	42639	TTFT Gilmour Trust t/as Gilmour & Jooste Electric	Totterdell Park Lighting Renewal	18,092.25
28/02/2025	\$APINVCE	42638	TTFT Gilmour Trust t/as Gilmour & Jooste Electric	Wittenoom St Lighting - Bennett to Plain	11,749.32
28/02/2025	\$APINVCE	42332	TTFT Gilmour Trust t/as Gilmour & Jooste Electric	Electrical Reactive Maintenance FY24/25	164.86
28/02/2025	\$APINVCE	42592	TTFT Gilmour Trust t/as Gilmour & Jooste Electric	Electrical Reactive Maintenance FY24/25	155.78
28/02/2025	\$APINVCE	42944	TTFT Gilmour Trust t/as Gilmour & Jooste Electric	Langley Park Install data logger	1,323.14
28/02/2025	\$APINVCE	42941	TTFT Gilmour Trust t/as Gilmour & Jooste Electric	Langley Park Pavilion - Light installati	1,308.69
28/02/2025	\$APINVCE	42869	TTFT Gilmour Trust t/as Gilmour & Jooste Electric	Electrical Reactive Maintenance FY24/25	253.78
28/02/2025	\$APINVCE	42859	TTFT Gilmour Trust t/as Gilmour & Jooste Electric	Maintenance, Installation and Dismantlin	46,145.00
28/02/2025	\$APINVCE	42962	TTFT Gilmour Trust t/as Gilmour & Jooste Electric	Test & Tagging works - FY24/25 PO rais	778.91
28/02/2025	\$APINVCE	42672	TTFT Gilmour Trust t/as Gilmour & Jooste Electric	Electrical Reactive Maintenance FY24/25	804.25
28/02/2025	\$APINVCE	43018	TTFT Gilmour Trust t/as Gilmour & Jooste Electric	Electrical Reactive Maintenance FY24/25	761.61
Cheque/EFT Number 258265			AMS Technology Group Pty Ltd t/as AMS Installation & Mainten	AMS Installation &	12,097.81
28/02/2025	\$APINVCE	561733	AMS Technology Group Pty Ltd t/as AMS Installat	AMS HVAC Reactive Maintenance FY24/25 A	469.68
28/02/2025	\$APINVCE	561719	AMS Technology Group Pty Ltd t/as AMS Installat	AMS HVAC Reactive Maintenance FY24/25 A	586.29
28/02/2025	\$APINVCE	562118	AMS Technology Group Pty Ltd t/as AMS Installat	AMS HVAC Reactive Maintenance FY24/25 A	748.97
28/02/2025	\$APINVCE	562159	AMS Technology Group Pty Ltd t/as AMS Installat	AMS HVAC Reactive Maintenance FY24/25 A	779.61
28/02/2025	\$APINVCE	561706	AMS Technology Group Pty Ltd t/as AMS Installat	AMS HVAC Reactive Maintenance FY24/25 A	187.24
28/02/2025	\$APINVCE	562223	AMS Technology Group Pty Ltd t/as AMS Installat	AMS HVAC Reactive Maintenance FY24/25 A	868.97
28/02/2025	\$APINVCE	561701	AMS Technology Group Pty Ltd t/as AMS Installat	AMS HVAC Reactive Maintenance FY24/25 A	561.73
28/02/2025	\$APINVCE	562263	AMS Technology Group Pty Ltd t/as AMS Installat	AMS HVAC Reactive Maintenance FY24/25 A	271.81
28/02/2025	\$APINVCE	562221	AMS Technology Group Pty Ltd t/as AMS Installat	AMS HVAC Reactive Maintenance FY24/25 A	431.44
28/02/2025	\$APINVCE	562212	AMS Technology Group Pty Ltd t/as AMS Installat	AMS HVAC Reactive Maintenance FY24/25 A	374.48
28/02/2025	\$APINVCE	562122	AMS Technology Group Pty Ltd t/as AMS Installat	AMS HVAC Reactive Maintenance FY24/25 A	434.90
28/02/2025	\$APINVCE	562120	AMS Technology Group Pty Ltd t/as AMS Installat	AMS HVAC Reactive Maintenance FY24/25 A	217.45
28/02/2025	\$APINVCE	562119	AMS Technology Group Pty Ltd t/as AMS Installat	AMS HVAC Reactive Maintenance FY24/25 A	217.45
28/02/2025	\$APINVCE	562112	AMS Technology Group Pty Ltd t/as AMS Installat	AMS HVAC Reactive Maintenance FY24/25 A	374.48
28/02/2025	\$APINVCE	562125	AMS Technology Group Pty Ltd t/as AMS Installat	AMS HVAC Reactive Maintenance FY24/25 A	374.48
28/02/2025	\$APINVCE	562124	AMS Technology Group Pty Ltd t/as AMS Installat	AMS HVAC Reactive Maintenance FY24/25 A	217.45
28/02/2025	\$APINVCE	562128	AMS Technology Group Pty Ltd t/as AMS Installat	AMS HVAC Reactive Maintenance FY24/25 A	374.48
28/02/2025	\$APINVCE	562164	AMS Technology Group Pty Ltd t/as AMS Installat	AMS HVAC Reactive Maintenance FY24/25 A	4,606.90
Cheque/EFT Number 258266			FEC Hotel Operations Perth EQ Pty Ltd (The Ritz-Carlton Perth)		5,892.89
28/02/2025	\$APINVCE	M-UL1V5YO.01	FEC Hotel Operations Perth EQ Pty Ltd (The Ritz-Carlton Perth)	Towards 2036	892.89
28/02/2025	\$APINVCE	M-UDZMNQH	FEC Hotel Operations Perth EQ Pty Ltd (The Ritz-Carlton Perth)	Room Hire - WAPOL Forward Command Aus Da	5,000.00
Cheque/EFT Number 258267			The Trustee for The Reef Unit Trust t/as Emerge Associates BlueTang (WA) Pty Ltd		78,471.80
28/02/2025	\$APINVCE	28900	The Trustee for The Reef Unit Trust t/as Emerge Associates	Supreme Court Gardens - Stage 2	78,471.80
Cheque/EFT Number 258268			Autonomous Technology Pty Ltd		1,628.00
28/02/2025	\$APINVCE	1439	Autonomous Technology Pty Ltd	Crowd Counting - Aerial Photography	1,628.00
Cheque/EFT Number 258269			Qwest Property Pty Ltd t/as Hemsley Paterson		5,500.00
28/02/2025	\$APINVCE	256709	Qwest Property Pty Ltd t/as Hemsley Paterson	Valuation for - 18 Stirling St & Gaswork	5,500.00
Cheque/EFT Number 258270			Cutting Cart Pty Ltd t/as Dardanup Butchering Co		1,992.22
28/02/2025	\$APINVCE	BL822436	Cutting Cart Pty Ltd t/as Dardanup Butchering Co	MEAT AND MEAT PRODUCTS FOR CITIPLACE COM	352.02
28/02/2025	\$APINVCE	BL823039	Cutting Cart Pty Ltd t/as Dardanup Butchering Co	MEAT AND MEAT PRODUCTS FOR CITIPLACE COM	1,067.86
28/02/2025	\$APINVCE	BL822643	Cutting Cart Pty Ltd t/as Dardanup Butchering Co	MEAT AND MEAT PRODUCTS FOR CITIPLACE COM	572.34
Cheque/EFT Number 258271			Lizo Pty Ltd t/as Stihl Shop Osborne Park		1,845.45
28/02/2025	\$APINVCE	83047 #7	Lizo Pty Ltd t/as Stihl Shop Osborne Park	Replacement Parks Plant drill + New Batt	1,671.65
28/02/2025	\$APINVCE	83076 #4	Lizo Pty Ltd t/as Stihl Shop Osborne Park	General Servicing of Minor Plant - EG -	173.80
Cheque/EFT Number 258272			Sirva Pty Ltd t/as Allied Moving Services		4,141.94
28/02/2025	\$APINVCE	FCB2744828A	Sirva Pty Ltd t/as Allied Moving Services	Removalist services - Furniture removal	579.24
28/02/2025	\$APINVCE	FCB2735499C	Sirva Pty Ltd t/as Allied Moving Services	Removalist services - Furniture removal	3,562.70
Cheque/EFT Number 258273			Grant Thornton Australia Limited		82,500.00
28/02/2025	\$APINVCE	1881717	Grant Thornton Australia Limited	Car usage review	44,000.00
28/02/2025	\$APINVCE	1881719	Grant Thornton Australia Limited	Internal Audit	38,500.00
Cheque/EFT Number 258274			Casey's Venture Holdings Pty Ltd t/as Caseys Linen Service		819.83
28/02/2025	\$APINVCE	INV-3429	Casey's Venture Holdings Pty Ltd t/as Caseys Linen Service	COP catering Linen Supply	819.83



Schedule of Accounts Paid - Municipal Fund

For the Period :01/02/2025-28/02/2025

Payment Date	Document Ty	Invoice Number	Payee	Payment Details	Payment Amount
Cheque/EFT Number 258275			Ellenby Pty Ltd t/as Ellenby Tree Farm		585.31
28/02/2025	\$APINVCE	37508	Ellenby Pty Ltd t/as Ellenby Tree Farm	Supply of 150 Litre Melaleuca cuticualri	585.31
Cheque/EFT Number 258276			Hydroquip Pumps & Irrigation Pty Ltd		8,980.40
28/02/2025	\$APINVCE	INV-6446	Hydroquip Pumps & Irrigation Pty Ltd	Power supply issues at SCG	154.00
28/02/2025	\$APINVCE	INV-6447	Hydroquip Pumps & Irrigation Pty Ltd	Stack for Ozone pump CR95	8,826.40
Cheque/EFT Number 258277			Omnicom Media Group Australia Pty Ltd - OMG		1,081.67
28/02/2025	\$APINVCE	1819603	Omnicom Media Group Australia Pty Ltd - OMG	Tender Advertising for 2024/25	427.75
28/02/2025	\$APINVCE	1811128	Omnicom Media Group Australia Pty Ltd - OMG	West Australian Public Notice - 10 Octob	653.92
Cheque/EFT Number 258278			Christopher Mark Bayley t/as CRPM Services High Pressure Cleaning		1,732.50
28/02/2025	\$APINVCE	INV-1751	Christopher Mark Bayley t/as CRPM Services High Pressure Cleaning	Christopher Mark Bayley t/as CRPM Services High Pressure Cleaning 8 Aberdeen Mural	792.00
28/02/2025	\$APINVCE	INV-1749	Christopher Mark Bayley t/as CRPM Services High Pressure Cleaning	Christopher Mark Bayley t/as CRPM Services High Pressure Cleaning Hobbs & Forrest	940.50
Cheque/EFT Number 258279			Brightmark Group Pty Ltd		131,457.69
28/02/2025	\$APINVCE	0004452	Brightmark Group Pty Ltd	Brightmark - preventative cleaning 2024/	61,219.43
28/02/2025	\$APINVCE	0004521	Brightmark Group Pty Ltd	Brightmark -Cleaning Consumables FY24/25	110.31
28/02/2025	\$APINVCE	0004520	Brightmark Group Pty Ltd	Brightmark -Cleaning Consumables FY24/25	181.50
28/02/2025	\$APINVCE	0004518	Brightmark Group Pty Ltd	Brightmark -Cleaning Consumables FY24/25	181.50
28/02/2025	\$APINVCE	0004522	Brightmark Group Pty Ltd	Brightmark -Cleaning Consumables FY24/25	181.50
28/02/2025	\$APINVCE	0004523	Brightmark Group Pty Ltd	Brightmark -Cleaning Consumables FY24/25	145.20
28/02/2025	\$APINVCE	0004524	Brightmark Group Pty Ltd	Brightmark -Cleaning Consumables FY24/25	145.20
28/02/2025	\$APINVCE	0004493	Brightmark Group Pty Ltd	Brightmark -Cleaning Consumables FY24/25	31.15
28/02/2025	\$APINVCE	0004494	Brightmark Group Pty Ltd	Brightmark -Cleaning Consumables FY24/25	31.15
28/02/2025	\$APINVCE	0004496	Brightmark Group Pty Ltd	Brightmark -Cleaning Consumables FY24/25	20.77
28/02/2025	\$APINVCE	0004495	Brightmark Group Pty Ltd	Brightmark -Cleaning Consumables FY24/25	31.15
28/02/2025	\$APINVCE	0004499	Brightmark Group Pty Ltd	Brightmark -Cleaning Consumables FY24/25	20.77
28/02/2025	\$APINVCE	0004517	Brightmark Group Pty Ltd	Brightmark -Cleaning Consumables FY24/25	145.20
28/02/2025	\$APINVCE	0004516	Brightmark Group Pty Ltd	Brightmark -Cleaning Consumables FY24/25	282.01
28/02/2025	\$APINVCE	0004515	Brightmark Group Pty Ltd	Brightmark -Cleaning Consumables FY24/25	218.72
28/02/2025	\$APINVCE	0004514	Brightmark Group Pty Ltd	Brightmark -Cleaning Consumables FY24/25	400.22
28/02/2025	\$APINVCE	0004513	Brightmark Group Pty Ltd	Brightmark -Cleaning Consumables FY24/25	390.69
28/02/2025	\$APINVCE	0004512	Brightmark Group Pty Ltd	Brightmark -Cleaning Consumables FY24/25	410.29
28/02/2025	\$APINVCE	0004511	Brightmark Group Pty Ltd	Brightmark -Cleaning Consumables FY24/25	326.91
28/02/2025	\$APINVCE	0004497	Brightmark Group Pty Ltd	Brightmark -Cleaning Consumables FY24/25	20.77
28/02/2025	\$APINVCE	0004498	Brightmark Group Pty Ltd	Brightmark -Cleaning Consumables FY24/25	41.54
28/02/2025	\$APINVCE	0004500	Brightmark Group Pty Ltd	Brightmark -Cleaning Consumables FY24/25	41.54
28/02/2025	\$APINVCE	0004509	Brightmark Group Pty Ltd	Brightmark -Cleaning Consumables FY24/25	523.48
28/02/2025	\$APINVCE	0004501	Brightmark Group Pty Ltd	Brightmark -Cleaning Consumables FY24/25	20.77
28/02/2025	\$APINVCE	0004507	Brightmark Group Pty Ltd	Brightmark -Cleaning Consumables FY24/25	218.72
28/02/2025	\$APINVCE	0004510	Brightmark Group Pty Ltd	Brightmark -Cleaning Consumables FY24/25	282.50
28/02/2025	\$APINVCE	0004508	Brightmark Group Pty Ltd	Brightmark -Cleaning Consumables FY24/25	218.72
28/02/2025	\$APINVCE	0004503	Brightmark Group Pty Ltd	Brightmark -Cleaning Consumables FY24/25	31.47
28/02/2025	\$APINVCE	0004504	Brightmark Group Pty Ltd	Brightmark -Cleaning Consumables FY24/25	78.13
28/02/2025	\$APINVCE	0004451	Brightmark Group Pty Ltd	Brightmark - preventative cleaning 2024/	64,816.99
28/02/2025	\$APINVCE	0004372	Brightmark Group Pty Ltd	Cleaning unplanned maintenance - FY24/25	41.11
28/02/2025	\$APINVCE	0004519	Brightmark Group Pty Ltd	Brightmark -Cleaning Consumables FY24/25	145.20
28/02/2025	\$APINVCE	0004505	Brightmark Group Pty Ltd	Brightmark -Cleaning Consumables FY24/25	436.52
28/02/2025	\$APINVCE	0004506	Brightmark Group Pty Ltd	Brightmark -Cleaning Consumables FY24/25	66.56
Cheque/EFT Number 258280			Schweers Australia Pty Ltd t/as Schweers Asia Pacific		25,038.97
28/02/2025	\$APINVCE	WA 015A	Schweers Australia Pty Ltd t/as Schweers Asia Pacific	Enforcement Hosting and MDM	20,495.97
28/02/2025	\$APINVCE	WA 018A	Schweers Australia Pty Ltd t/as Schweers Asia Pacific	Enforcement Hosting and MDM	4,543.00
Cheque/EFT Number 258281			Reece's Event Hire Pty Ltd		42,631.27
28/02/2025	\$APINVCE	1832	Reece's Event Hire Pty Ltd	Marquee & Shade Sails - Aus Day 2025	15,399.91
28/02/2025	\$APINVCE	1819	Reece's Event Hire Pty Ltd	Marquee & Shade Sails - Aus Day 2025	3,769.48
28/02/2025	\$APINVCE	1820	Reece's Event Hire Pty Ltd	Marquee & Shade Sails - Aus Day 2025	338.80
28/02/2025	\$APINVCE	1818	Reece's Event Hire Pty Ltd	Marquee & Shade Sails - Aus Day 2025	23,123.08
Cheque/EFT Number 258282			Bruce Reynolds		5,676.94
28/02/2025	\$APINVCE	BREYNOLDS0225	Bruce Reynolds	DLM Allowance, attendance, ICT allowance	5,676.94
Cheque/EFT Number 258283			David Goncalves		2,898.04
28/02/2025	\$APINVCE	DGONCALVES0225	David Goncalves	Meeting attendance, ICT allowance	2,898.04
Cheque/EFT Number 258284			Kercheval Engineering		4,855.00
28/02/2025	\$APINVCE	250109	Kercheval Engineering	Wittenoom Street Bike Lanes	4,855.00
Cheque/EFT Number 258285			Mastek Systems Pty Ltd		83,600.00
28/02/2025	\$APINVCE	6000172	Mastek Systems Pty Ltd	7230 Mastek CR3: Project Extension & Tim	83,600.00
Cheque/EFT Number 258286			MA Services Group Pty Ltd		84,898.22
28/02/2025	\$APINVCE	INV-00189101	MA Services Group Pty Ltd	Safe City Patrols & Forrest Chase Escala	39,865.19
28/02/2025	\$APINVCE	INV-00189374	MA Services Group Pty Ltd	CPP Operations Mobile Security and Stati	4,704.79
28/02/2025	\$APINVCE	INV-00189377	MA Services Group Pty Ltd	PTH Security Service	8,575.13
28/02/2025	\$APINVCE	INV-00189137	MA Services Group Pty Ltd	Moore Street Accreditation Site Security	12,521.54
28/02/2025	\$APINVCE	INV-00179224-1	MA Services Group Pty Ltd	Security for Nativity Concert 22nd and 2	6,224.01
28/02/2025	\$APINVCE	INV-00189687	MA Services Group Pty Ltd	Security Guards (x1) for Sunset Sounds 1	222.92



Schedule of Accounts Paid - Municipal Fund

For the Period :01/02/2025-28/02/2025

Payment Date	Document Ty	Invoice Number	Payee	Payment Details	Payment Amount
28/02/2025	\$APINVCE	INV-00187668R1	MA Services Group Pty Ltd	Moore Street Accreditation Site Security	12,784.64
Cheque/EFT Number 258287					8,030.00
28/02/2025	\$APINVCE	100	TTFT BA Wood-Gush Family Trust t/as Insight Urbanisim P/L	TTFT BA Wood-Gush Family Trust t/as Insight Urt James Street Revitalisation - Public Lif	8,030.00
Cheque/EFT Number 258288					1,567.50
28/02/2025	\$APINVCE	149185	Blyth Enterprises Pty Ltd	Caster & Wheel Assembly for Rebuild of S	1,089.00
28/02/2025	\$APINVCE	149171	Blyth Enterprises Pty Ltd	Caster & Wheel Assembly for Rebuild of S	478.50
Cheque/EFT Number 258289					1,111.00
28/02/2025	\$HRPAYJNL	EF 21/02/2025	Local Government, Racing & Cemeteries Employe	LGRCEU (WA) LGRCEU	1,045.00
28/02/2025	\$HRPAYJNL	F 21/02/2025	Local Government, Racing & Cemeteries Employe	LGRCEU	66.00
Cheque/EFT Number 258290					8,142.47
28/02/2025	\$APINVCE	INV-47598	QTM Pty Ltd t/as QTM Traffic	EMERGENCY TRAFFIC MANAGEMENT FOR RANGERS	1,520.04
28/02/2025	\$APINVCE	INV-47599	QTM Pty Ltd t/as QTM Traffic	EMERGENCY TRAFFIC MANAGEMENT FOR RANGERS	331.45
28/02/2025	\$APINVCE	INV-48348	QTM Pty Ltd t/as QTM Traffic	TMP implementation - Sunday 12 Jan 2025	6,290.98
Cheque/EFT Number 258291					275.00
28/02/2025	\$APINVCE	IN104516	Monitor Business Machines Pty Ltd	Hosted Monitor email services for librar	275.00
Cheque/EFT Number 258292					1,925.00
28/02/2025	\$APINVCE	INV-190289	Art Hanging Systems Pty Ltd	New temporary exhibition wall system.	1,925.00
Cheque/EFT Number 258293					805.94
28/02/2025	\$APINVCE	INV0206707	BOFFINS BOOKSHOP PTY LTD	YA & Junior Stock purchased for library	805.94
Cheque/EFT Number 258294					594.19
28/02/2025	\$APINVCE	INV-10279	Loop Global Pty Ltd t/as Loop Upcycling	Purchase of sample pack for re-branding	594.19
Cheque/EFT Number 258295					449,467.98
28/02/2025	\$APINVCE	018568	Hiway Pty Ltd t/as WA Stabilisation	Mounts Bay Rd NBND - Resconstruction M	449,467.98
Cheque/EFT Number 258296					15,345.00
28/02/2025	\$APINVCE	00015388	BCE Surveying Pty Ltd	Convention Centre Car Park Survey	15,345.00
Cheque/EFT Number 258297					295.86
28/02/2025	\$APINVCE	98588	Sheridan Robinson Pty Ltd t/as Total Tools Osbor	Oscillating tool and blades	295.86
Cheque/EFT Number 258298					8,866.00
28/02/2025	\$APINVCE	GRANT 2024/25 - RSAG00C	Owners of Southcove SP 43830	Residential Sustainability Assessment Gr	8,866.00
Cheque/EFT Number 258299					1,031.25
28/02/2025	\$APINVCE	116-010	Level Up Business Management Pty Ltd	Consultant for HR Policy and Procedure R	1,031.25
Cheque/EFT Number 258300					577.50
28/02/2025	\$APINVCE	39	Step Ahead Podiatry (WA) Pty Ltd t/as East Perth Parking Services Podiatry		297.00
28/02/2025	\$APINVCE	37	Step Ahead Podiatry (WA) Pty Ltd t/as East Perth Parking Services Podiatry		93.50
28/02/2025	\$APINVCE	38	Step Ahead Podiatry (WA) Pty Ltd t/as East Perth Parking Services Podiatry		187.00
Cheque/EFT Number 258301					4,400.00
28/02/2025	\$APINVCE	143119	McLeods Lawyers Pty Ltd	Advice relating to Written Planning Advi	2,200.00
28/02/2025	\$APINVCE	143118	McLeods Lawyers Pty Ltd	Advice relating to Draft Local Planning	2,200.00
Cheque/EFT Number 258302					5,898.20
28/02/2025	\$APINVCE	INV-2045	Playmaster Pty Ltd	Playground maintenance	5,898.20
Cheque/EFT Number 258303					500.00
28/02/2025	\$APINVCE	INV-0008	Kampai Yakiniku Pty Ltd - Azabu Perth	Perth Tourism Expo Speed Networking Even	500.00
Cheque/EFT Number 258304					3,635.24
28/02/2025	\$APINVCE	25R0066/02	Felder NSW Pty Ltd t/as Felder Group Australia	Spindle moulder tooling	3,635.24
Cheque/EFT Number 258305					22,831.03
28/02/2025	\$APINVCE	INV-0610	Kyron Pty Ltd t/as Kyron Event Solutions	Event Staffing for Summer Nights	22,831.03
Cheque/EFT Number 258306					70.00
28/02/2025	\$APINVCE	HLTAID009	TTF CB Stubbs Family Trust t/as RTS Training Groi	First Aid and CPR & Firefight Equipment	70.00
Cheque/EFT Number 258307					13,749.99
28/02/2025	\$APINVCE	86903	The Brand Agency Pty Ltd	Summer Campaign 24/25 - Creative concept	8,997.99
28/02/2025	\$APINVCE	86904	The Brand Agency Pty Ltd	Summer Campaign 24/25 - Creative concept	4,752.00
Cheque/EFT Number 258308					2,990.63
28/02/2025	\$APINVCE	INV-0062	Twelve Islands Consulting Pty Ltd t/as 12IC	Vendor management review services for th	2,990.63
Cheque/EFT Number 258309					2,898.04
28/02/2025	\$APINVCE	SWELLARD0225	Steven Paul Wellard	Meeting attendance, ICT allowance	2,898.04
Cheque/EFT Number 258310					1,694.00
28/02/2025	\$APINVCE	INV-20400	Go2Cup Pty Ltd	Hire of GO2CUP at Sunset Sounds event	1,694.00
Cheque/EFT Number 258311					60,219.06
28/02/2025	\$APINVCE	2656	Kardan Australia Pty Ltd t/as Kardan Constructor Council House Podium Waterproofing and S		60,219.06
Cheque/EFT Number 258312					11,385.00
28/02/2025	\$APINVCE	E46	Bjarni Wark t/as Happy Decay	Mural Bjarni - 158-160 Murray St	11,385.00
Cheque/EFT Number 258313					450.00
28/02/2025	\$APINVCE	INV-5178761	Jackson Harper Griggs	Australia Day Citizenship and Awards Cer	450.00
Cheque/EFT Number 258314					1,100.00
28/02/2025	\$APINVCE	INV-0411	TTF DC Aesthetics Trust t/as Dave Court Studio	Mural Concept Dave Court	1,100.00
Cheque/EFT Number 258315					1,100.00
28/02/2025	\$APINVCE	271958	Thomas Gerrard	Mural Concept 143 Tom	1,100.00
Cheque/EFT Number 258316					2,836.38
28/02/2025	\$APINVCE	F015-200181	Elevette Pty Ltd t/as Snap Print Solutions West Perth	Revised quote - Urban Forest Printing -	2,836.38



Schedule of Accounts Paid - Municipal Fund

For the Period :01/02/2025-28/02/2025

Payment Date	Document Ty	Invoice Number	Payee	Payment Details	Payment Amount
Cheque/EFT Number 258317					1,000.00
28/02/2025	\$APINVCE	36	Jordan Maree Rush	Mural Concept - Jordan Rush	1,000.00
Cheque/EFT Number 258318					505.27
28/02/2025	\$APINVCE	2404/00194110	BUNNINGS BUILDING SUPPLIES P/L	SUPPLY OF GENERAL HARDWARE - 2024/25 FIN	74.93
28/02/2025	\$APINVCE	2404/01245913	BUNNINGS BUILDING SUPPLIES P/L	Tubs for uniform storage	94.48
28/02/2025	\$APINVCE	2404/01245722	BUNNINGS BUILDING SUPPLIES P/L	Tubs for uniform storage	86.58
28/02/2025	\$APINVCE	2708/00421899	BUNNINGS BUILDING SUPPLIES P/L	New Mop Buckets for Depot W/Shop TA	85.84
28/02/2025	\$APINVCE	2260/00852009	BUNNINGS BUILDING SUPPLIES P/L	SUPPLY OF GENERAL HARDWARE - 2024/25 FIN	60.22
28/02/2025	\$APINVCE	2404/01185466	BUNNINGS BUILDING SUPPLIES P/L	SUPPLY OF GENERAL HARDWARE - 2024/25 FIN	103.22
Cheque/EFT Number 258319					240.00
28/02/2025	\$HRPAYJNL	EF 21/02/2025	CFMEU MINING & ENERGY DIVISION	CFMEU	240.00
Cheque/EFT Number 258320					2,607.82
28/02/2025	\$HRPAYJNL	EF 21/02/2025	Child Support Agency	ATO Child Support Garnishees	1,037.26
28/02/2025	\$HRPAYJNL	F 21/02/2025	Child Support Agency	ATO Child Support Deduction	1,570.56
Cheque/EFT Number 258321					27,783.29
28/02/2025	\$APINVCE	A061136	Choiceone Pty Ltd	Agency Catering Assistant to cover for Y	1,434.01
28/02/2025	\$APINVCE	A061244	Choiceone Pty Ltd	Agency Catering Assistant to cover for Y	1,463.28
28/02/2025	\$APINVCE	A061245	Choiceone Pty Ltd	Agency Catering Assistant to cover for Y	986.87
28/02/2025	\$APINVCE	A061242	Choiceone Pty Ltd	Contract Staff Waste and Cleaning Day &	5,305.58
28/02/2025	\$APINVCE	A061240	Choiceone Pty Ltd	Contract Staff Waste and Cleaning Day &	16,076.97
28/02/2025	\$APINVCE	A061241	Choiceone Pty Ltd	Assistant Chef – Cityplace Community Cen	1,082.57
28/02/2025	\$APINVCE	A061243	Choiceone Pty Ltd	Agency Catering Assistant to cover for Y	1,434.01
Cheque/EFT Number 258322					880.00
28/02/2025	\$HRPAYJNL	EF 21/02/2025	CITY OF PERTH STAFF SOCIAL CLUB	Social Club	64.00
28/02/2025	\$HRPAYJNL	F 21/02/2025	CITY OF PERTH STAFF SOCIAL CLUB	Social Club	816.00
Cheque/EFT Number 258323					2,192.20
28/02/2025	\$APINVCE	8511	CITY OF SOUTH PERTH	Perth Inner City Mentoring Program	2,192.20
Cheque/EFT Number 258324					2,563.00
28/02/2025	\$APINVCE	202031	CITY OF WANNEROO	Behavior Change Training Workshop	2,563.00
Cheque/EFT Number 258325					24,947.04
28/02/2025	\$APINVCE	INV-42326	CLASSIC TREE SERVICES	Polyphagous Shot Hole Borer Management C	4,688.34
28/02/2025	\$APINVCE	INV-42338	CLASSIC TREE SERVICES	Polyphagous Shot Hole Borer Management C	242.00
28/02/2025	\$APINVCE	INV-42349	CLASSIC TREE SERVICES	Street Tree Pruning, Removal and Arboric	875.80
28/02/2025	\$APINVCE	INV-42358	CLASSIC TREE SERVICES	Street Tree Pruning, Removal and Arboric	355.44
28/02/2025	\$APINVCE	INV-42350	CLASSIC TREE SERVICES	Street Tree Pruning, Removal and Arboric	1,507.07
28/02/2025	\$APINVCE	INV-42359	CLASSIC TREE SERVICES	Street Tree Pruning, Removal and Arboric	106.63
28/02/2025	\$APINVCE	INV-42329	CLASSIC TREE SERVICES	Polyphagous Shot Hole Borer Management C	17,171.76
Cheque/EFT Number 258326					671,398.00
28/02/2025	\$HRPAYJNL	EF 21/02/2025	DEPUTY COMMISSIONER OF TAXATION	HELP	1,566.00
28/02/2025	\$HRPAYJNL	F 21/02/2025	DEPUTY COMMISSIONER OF TAXATION	Withholding Tax (PAYG)	8,612.00
28/02/2025	\$HRPAYJNL	F 21/02/2025	DEPUTY COMMISSIONER OF TAXATION	HELP	14,282.00
28/02/2025	\$HRPAYJNL	F 21/02/2025	DEPUTY COMMISSIONER OF TAXATION	Extra Tax	1,771.00
28/02/2025	\$HRPAYJNL	F 21/02/2025	DEPUTY COMMISSIONER OF TAXATION	Withholding Tax (PAYG)	540,355.00
28/02/2025	\$HRPAYJNL	F 7/02/2025	DEPUTY COMMISSIONER OF TAXATION	HELP	32.00
28/02/2025	\$HRPAYJNL	F 7/02/2025	DEPUTY COMMISSIONER OF TAXATION	Withholding Tax (PAYG)	780.00
28/02/2025	\$HRPAYJNL	EF 21/02/2025	DEPUTY COMMISSIONER OF TAXATION	Extra Tax	574.00
28/02/2025	\$HRPAYJNL	EF 21/02/2025	DEPUTY COMMISSIONER OF TAXATION	Withholding Tax (PAYG)	103,426.00
Cheque/EFT Number 258327					94.00
28/02/2025	\$APINVCE	4980	N & E Di Lena Family Trust t/as Di Lena Metal Sales	N & E Di Lena Family Trust t/as Di Lena Metal Sal150 NB 1000mm	94.00
Cheque/EFT Number 258328					2,797.69
28/02/2025	\$APINVCE	44360	JASON SIGNMAKERS	City of Perth Parking Rebranding Project	2,514.73
28/02/2025	\$APINVCE	44245	JASON SIGNMAKERS	Cygnat and Dog Sign replacements - Queen	282.96
Cheque/EFT Number 258329					2,211.00
28/02/2025	\$APINVCE	00001949	JOHN TIERNEY	Parking Officer Patrol Car Cleaning 24/2	1,008.00
28/02/2025	\$APINVCE	0001948	JOHN TIERNEY	Wash & Vac Technical Services Vehicles f	675.00
28/02/2025	\$APINVCE	00001950	JOHN TIERNEY	Rangers vehicle cleaning 24/25 FY	528.00
Cheque/EFT Number 258330					364,555.99
28/02/2025	\$APINVCE	1674379	MAJOR MOTORS PTY LTD	Replacement H/Duty Canvas Seat Covers fo	624.29
28/02/2025	\$APINVCE	1672341	MAJOR MOTORS PTY LTD	Purchase of New Isuzu Truck + Rosmech AU	363,931.70
Cheque/EFT Number 258331					1,045.00
28/02/2025	\$APINVCE	AU51-PI0100354	Marketforce Ltd	Parking Video - Rich version outputs	1,045.00
Cheque/EFT Number 258332					4,918.72
28/02/2025	\$APINVCE	599744	MICHAEL PAGE INTERNATIONAL	Recruitment Services - Payroll Officer	2,479.69
28/02/2025	\$APINVCE	600371	MICHAEL PAGE INTERNATIONAL	Recruitment Services - Payroll Officer	2,439.03
Cheque/EFT Number 258333					41,933.21
28/02/2025	\$APINVCE	SINV-050133	MINDARIE REGIONAL COUNCIL	Landfill Tipping Fees 2024/2025	41,933.21
Cheque/EFT Number 258334					494.10
28/02/2025	\$APINVCE	29480	NATIONWIDE TRAINING PTY LTD	Nationwide Training - Forklift License -	494.10
Cheque/EFT Number 258335					43.00
PLE Computers Pty Ltd					



Schedule of Accounts Paid - Municipal Fund

For the Period :01/02/2025-28/02/2025

Payment Date	Document Ty	Invoice Number	Payee	Payment Details	Payment Amount
28/02/2025	\$APINVCE	SI-2896302	PLE Computers Pty Ltd	Intel i5 Prebuilt Mini Pc & Multifunctio	43.00
Cheque/EFT Number 258336					495.00
28/02/2025	\$APINVCE	SI002220	REINO INTERNATIONAL	REINO NG & TXC Meter PO FY 24/25	495.00
Cheque/EFT Number 258337					982.81
28/02/2025	\$APINVCE	213357	Royal Pride Pty Ltd t/as PAV Sales & Installation	Speaker Repair and Freight	982.81
Cheque/EFT Number 258338					44,000.00
28/02/2025	\$APINVCE	001005	Business Events Perth	Economic Development Sponsorship 21/22 0	44,000.00
Cheque/EFT Number 258339					2,019.60
28/02/2025	\$APINVCE	INV2053	THE ROYAL LIFE SAVING SOCIETY WA INC	THE ROYAL LIFE SAVING SOCIETY WA INC Re	2,019.60
Cheque/EFT Number 258340					424.16
28/02/2025	\$APINVCE	1572526	Galvins Plumbing Supplies	Components for drink fountain repairs	424.16
Cheque/EFT Number 258341					1,935.98
28/02/2025	\$APINVCE	17225706	RSEA PTY LTD	Steel cap safety boots	179.99
28/02/2025	\$APINVCE	17229584	RSEA PTY LTD	Women's Drill Shirt Hi-Vis Tape Long Sle	189.75
28/02/2025	\$APINVCE	17217881	RSEA PTY LTD	Uniform	351.03
28/02/2025	\$APINVCE	17228399	RSEA PTY LTD	Mens Work Shorts Lightweight Navy 6003	247.50
28/02/2025	\$APINVCE	17229412	RSEA PTY LTD	Polo LS Cotton Segmented Tape Yellow Nav	255.20
28/02/2025	\$APINVCE	168792298	RSEA PTY LTD	Vest Zip Yel/Navy xl, L, M, & S & Beani	16.76
28/02/2025	\$APINVCE	17314153	RSEA PTY LTD	Safety Boots Nightshift -WAC	163.90
28/02/2025	\$APINVCE	17190228	RSEA PTY LTD	2024/25 Uniform Distribution Civil Maint	531.85
Cheque/EFT Number 258342					93.01
28/02/2025	\$APINVCE	3603791168	R S COMPONENTS	Inspection Mirror + Funnel for Battery J	61.33
28/02/2025	\$APINVCE	3603785201	R S COMPONENTS	Inspection Mirror + Funnel for Battery J	31.68
Cheque/EFT Number 258343					4,729.40
28/02/2025	\$APINVCE	662105550	FUJI XEROX BUSINESSFORCE PTY LTD	FujiXerox Reminder & Final Demand Notice	1,429.65
28/02/2025	\$APINVCE	661105550	FUJI XEROX BUSINESSFORCE PTY LTD	FujiXerox Reminder & Final Demand Notice	305.90
28/02/2025	\$APINVCE	661105515	FUJI XEROX BUSINESSFORCE PTY LTD	FujiXerox Reminder & Final Demand Notice	284.82
28/02/2025	\$APINVCE	662105516	FUJI XEROX BUSINESSFORCE PTY LTD	FujiXerox Reminder & Final Demand Notice	1,131.34
28/02/2025	\$APINVCE	662105515	FUJI XEROX BUSINESSFORCE PTY LTD	FujiXerox Reminder & Final Demand Notice	1,302.35
28/02/2025	\$APINVCE	661105516	FUJI XEROX BUSINESSFORCE PTY LTD	FujiXerox Reminder & Final Demand Notice	275.34
Cheque/EFT Number 258344					267.14
28/02/2025	\$APINVCE	PI23263661	Scarboro Motors Pty Ltd t/as Scarboro Toyota	Transmission fluid for Small Hino Rubbis	267.14
Cheque/EFT Number 258345					6,075.30
28/02/2025	\$APINVCE	187687	Scott Printers Pty Ltd	A frames and Table talkers	735.90
28/02/2025	\$APINVCE	188095	Scott Printers Pty Ltd	Printing of the Verge Collection Flyers	1,622.50
28/02/2025	\$APINVCE	188094	Scott Printers Pty Ltd	Printing of the Waste and Recycling guid	3,716.90
Cheque/EFT Number 258346					200.45
28/02/2025	\$APINVCE	SI522846	STATEWIDE CLEANING SUPPLIES	Cleaning Supplies for Citiplace Rest Cen	200.45
Cheque/EFT Number 258347					6,829.46
28/02/2025	\$APINVCE	INV02394	Syrinx Environmental Pty Ltd	Syrinx - Post Algae Mitigation Trial Sam	6,829.46
Cheque/EFT Number 258348					37,400.00
28/02/2025	\$APINVCE	2203	Performing Arts Centre Society Inc t/a The Blue Room Theatre	Performing Arts Centre Society Inc t/a The Blue R Arts and Culture Sponsorship 2024/25 The	37,400.00
Cheque/EFT Number 258349					777.88
28/02/2025	\$APINVCE	413333638	TOTAL EDEN PTY LTD T/AS Nutrien Water	To facilitate payment for Tax invoice 41	229.02
28/02/2025	\$APINVCE	413491418	TOTAL EDEN PTY LTD T/AS Nutrien Water	4 x 100mm Gibaults	548.86
Cheque/EFT Number 258350					891.21
28/02/2025	\$APINVCE	136574 #32	T QUIP	Assorted Spares Parts for Parks Larger M	841.46
28/02/2025	\$APINVCE	136535 #26	T QUIP	Assorted Spares Parts for Parks Larger M	49.75
Cheque/EFT Number 258351					110.00
28/02/2025	\$APINVCE	I-00013012	Tourism Council Western Australia Ltd	Ticket Purchase for the Coordinator, Act	110.00
Cheque/EFT Number 258352					3,585.45
28/02/2025	\$APINVCE	4535911	VALVOLINE (AUSTRALIA) PTY LTD	Engine and Hydraulic Oil for the Fleet V	3,585.45
Cheque/EFT Number 258353					7,524.00
28/02/2025	\$APINVCE	69123	THE DEPARTMENT OF FIRE & EMERGENCY SERVICES(DFES)	THE DEPARTMENT OF FIRE & EMERGENCY SERV(FIRE ALARM ANNUAL MONITORING - FY 24/25	1,881.00
28/02/2025	\$APINVCE	72157	THE DEPARTMENT OF FIRE & EMERGENCY SERV(FIRE ALARM ANNUAL MONITORING - FY 24/25	THE DEPARTMENT OF FIRE & EMERGENCY SERV(FIRE ALARM ANNUAL MONITORING - FY 24/25	1,881.00
28/02/2025	\$APINVCE	70524	THE DEPARTMENT OF FIRE & EMERGENCY SERV(FIRE ALARM ANNUAL MONITORING - FY 24/25	THE DEPARTMENT OF FIRE & EMERGENCY SERV(FIRE ALARM ANNUAL MONITORING - FY 24/25	1,881.00
28/02/2025	\$APINVCE	69678	THE DEPARTMENT OF FIRE & EMERGENCY SERV(FIRE ALARM ANNUAL MONITORING - FY 24/25	THE DEPARTMENT OF FIRE & EMERGENCY SERV(FIRE ALARM ANNUAL MONITORING - FY 24/25	1,881.00
Cheque/EFT Number 258354					438.20
28/02/2025	\$APINVCE	314858	WA HINO SALES & SERVICES	PCV Breather Filters for Hino Trucks	438.20
Cheque/EFT Number 258355					550.00
28/02/2025	\$APINVCE	200	Western Australian Youth Music Association Inc	WESTERN AUSTRALIAN YOUTH ORCHESTRAS - IC	550.00
Cheque/EFT Number 258356					3,228.17
28/02/2025	\$APINVCE	00018595	W.C. CONVENIENCE MANAGEMENT PTY LTD	APT Unplanned Maintenance FY24/25 WC CO	3,228.17
Cheque/EFT Number 258357					200.00
28/02/2025	\$APINVCE	IS126966	PUBLIC TRANSPORT AUTHORITY OF WA	Transperth - iCity Smartriders Cards	200.00
Cheque/EFT Number 258358					12,134.04
28/02/2025	\$APINVCE	82429	STEFNA FAMILY TRUST T/AS WEST TIP WASTE MANAGEMENT	STEFNA FAMILY TRUST T/AS WEST TIP WASTE M/December 2024 Bulk Waste	12,134.04
Cheque/EFT Number 258359					70,118.71
28/02/2025	\$APINVCE	6019176	DOWNER EDI WORKS	ROAD RESURFACING OF SHERWOOD COURT WITH	70,118.71



Schedule of Accounts Paid - Municipal Fund

For the Period :01/02/2025-28/02/2025

Payment Date	Document Ty	Invoice Number	Payee	Payment Details	Payment Amount
Cheque/EFT Number 258360			Wormald Australia Pty Ltd		10,016.16
28/02/2025	\$APINVCE	9399744	Wormald Australia Pty Ltd	FIRE SERVICES REACTIVE MAINTENANCE 24/25	2,343.00
28/02/2025	\$APINVCE	9363871	Wormald Australia Pty Ltd	FIRE SERVICES REACTIVE MAINTENANCE 24/25	978.01
28/02/2025	\$APINVCE	9374917	Wormald Australia Pty Ltd	FIRE SERVICES REACTIVE MAINTENANCE 24/25	891.00
28/02/2025	\$APINVCE	9400969	Wormald Australia Pty Ltd	FIRE SERVICES REACTIVE MAINTENANCE 24/25	390.50
28/02/2025	\$APINVCE	9400490	Wormald Australia Pty Ltd	FIRE SERVICES REACTIVE MAINTENANCE 24/25	759.00
28/02/2025	\$APINVCE	9400149	Wormald Australia Pty Ltd	FIRE SERVICES REACTIVE MAINTENANCE 24/25	253.00
28/02/2025	\$APINVCE	9400087	Wormald Australia Pty Ltd	FIRE SERVICES REACTIVE MAINTENANCE 24/25	253.00
28/02/2025	\$APINVCE	9399196	Wormald Australia Pty Ltd	FIRE SERVICES REACTIVE MAINTENANCE 24/25	531.30
28/02/2025	\$APINVCE	9399200	Wormald Australia Pty Ltd	FIRE SERVICES REACTIVE MAINTENANCE 24/25	253.00
28/02/2025	\$APINVCE	9376284	Wormald Australia Pty Ltd	FIRE SERVICES REACTIVE MAINTENANCE 24/25	159.50
28/02/2025	\$APINVCE	9286139C	Wormald Australia Pty Ltd	FIRE SERVICES REACTIVE MAINTENANCE 24/25	759.00
28/02/2025	\$APINVCE	9371357	Wormald Australia Pty Ltd	FIRE SERVICES REACTIVE MAINTENANCE 24/25	1,307.35
28/02/2025	\$APINVCE	9288199-	Wormald Australia Pty Ltd	FIRE SERVICES REACTIVE MAINTENANCE 24/25	759.00
28/02/2025	\$APINVCE	9369758A	Wormald Australia Pty Ltd	FIRE SERVICES REACTIVE MAINTENANCE 24/25	379.50
Cheque/EFT Number 258361			Perrott Painting Maintenance Contracts P		159.00
28/02/2025	\$APINVCE	OB2025/141	Perrott Painting Maintenance Contracts P	Refund pathway-Cnr Charles street and La	159.00
Cheque/EFT Number 258362			Khaliq Khaja Obaidul		160.00
28/02/2025	\$APINVCE	KOBAIDUL190225	Khaliq Khaja Obaidul	Healthy Life Style - Khaliq Khaja Obaidul	160.00
Cheque/EFT Number 258363			Wade Fester		110.00
28/02/2025	\$APINVCE	WFESTER200225	Wade Fester	Optical Reimbursement - Wade Fester	110.00
Cheque/EFT Number 258364			Sabaragamu Thanuja Peiris		160.00
28/02/2025	\$APINVCE	STPEIRIS190225	Sabaragamu Thanuja Peiris	Healthy Life Style - Thanuja Peiris	160.00
Cheque/EFT Number 258365			Roberto Colalillo		160.00
28/02/2025	\$APINVCE	RCOLALILLO210225	Roberto Colalillo	Healthy Life Style - Roberto Colalillo	160.00
Cheque/EFT Number 258366			JIMI PHILIPIDDIS		152.00
28/02/2025	\$APINVCE	JPHILIPIDDIS200225	JIMI PHILIPIDDIS	Foot Care Management-JIMI PHILIPIDDIS	152.00
Cheque/EFT Number 258367			Troy Easter		12.00
28/02/2025	\$APINVCE	TEASTER210225	Troy Easter	Refund Parking Fee-Troy Easter	12.00
Cheque/EFT Number 258368			CLPM Pty Ltd		12,000.00
28/02/2025	\$APINVCE	HG2023/50	CLPM Pty Ltd	Refund work Bond-357-363 Murray Street,	12,000.00
Cheque/EFT Number 258369			Oppizi Pty Ltd		100.00
28/02/2025	\$APINVCE	FD2025/5	Oppizi Pty Ltd	Refund pathway-Oppizi Pty Ltd	100.00
Cheque/EFT Number 258370			360 COMMERCIAL CONSTRUCTION PTY LTD		321.99
28/02/2025	\$APINVCE	BPC2025/100	360 COMMERCIAL CONSTRUCTION PTY LTD	Incorrect app-290 WELLINGTON ST	321.99
Cheque/EFT Number 258371			Grace Carr		160.00
28/02/2025	\$APINVCE	GCARR250225	Grace Carr	Healthy Life Style - Grace Carr	160.00
Cheque/EFT Number 258372			Luke Holt		45.10
28/02/2025	\$APINVCE	LHOLT250225	Luke Holt	HRWL variation-Luke Holt	45.10
Cheque/EFT Number 258373			Far Super Pty Ltd		194,523.18
28/02/2025	\$APINVCE	HG2024/1	Far Super Pty Ltd	Refund work Bond-MOANA/QUINLAN SWAN	194,523.18
Cheque/EFT Number 258374			Humich Group		1,200.00
28/02/2025	\$APINVCE	HG2023/43	Humich Group	Refund Work Bond-110 William Street, Per	1,200.00
Cheque/EFT Number 258375			Humich Group		49,000.00
28/02/2025	\$APINVCE	HG2023/49	Humich Group	Refund Work Bond-110 William Street, Per	49,000.00
Cheque/EFT Number 258376			Chesterfield Property Group		12,389.85
28/02/2025	\$APINVCE	1196732	Chesterfield Property Group	Overpaid Rates-24 Mount Street, PERTH WA	12,389.85
Cheque/EFT Number 258377			Humich Group Pty Ltd		147.00
28/02/2025	\$APINVCE	DA2024/5417	Humich Group Pty Ltd	App not processed-69-75 Barrack Street,	147.00
Cheque/EFT Number 258378			Jessica Westbrook		160.00
28/02/2025	\$APINVCE	JWESTBROOK260225	Jessica Westbrook	Healthy Life Style -Jessica Westbrook	160.00
Cheque/EFT Number 258379			Zachariah Chisholm		160.00
28/02/2025	\$APINVCE	ZCHISHOLM260225	Zachariah Chisholm	Healthy Life Style -Zachariah Chisholm	160.00
Cheque/EFT Number 34073936			Department Of Justice (Supreme Court of WA)		43,000.00
28/02/2025	\$APINVCE	34073936	Department Of Justice (Supreme Court of WA)	Parking FER Lodgements	43,000.00
Cheque/EFT Number 34074001			Department Of Justice (Supreme Court of WA)		27,262.00
28/02/2025	\$APINVCE	34074001	Department Of Justice (Supreme Court of WA)	Parking FER Lodgements	27,262.00
Cheque/EFT Number 34106370			Department Of Justice (Supreme Court of WA)		42,914.00
28/02/2025	\$APINVCE	34106370	Department Of Justice (Supreme Court of WA)	Parking FER Lodgements	42,914.00
Cheque/EFT Number 34106402			Department Of Justice (Supreme Court of WA)		5,246.00
28/02/2025	\$APINVCE	34106402	Department Of Justice (Supreme Court of WA)	Parking FER Lodgements	5,246.00
Cheque/EFT Number J254801			Catalina Regional Council		10,538.71
6/02/2025	\$APJNL	J254801	Catalina Regional Council	GST from Cost of Sale of Lots	10,538.71
Cheque/EFT Number J254802			Catalina Regional Council		-8,957.15
31/01/2025	\$ARJNL	J254802	Catalina Regional Council	GST from Sale of Lots	-8,957.15
Cheque/EFT Number J255013			UNINTENTIONAL ISLANDER		1,000.00
31/01/2025	\$JOURNAL	J255013	UNINTENTIONAL ISLANDER	International Money Tfr	1,000.00
Cheque/EFT Number J255108			MERCER (AUSTRALIA) PTY LTD		28,365.21
13/02/2025	\$HRPAYJNL	7/02/2025	MERCER (AUSTRALIA) PTY LTD	CC Scheme Employee Contribution - PostTa Total	4,907.42



Schedule of Accounts Paid - Municipal Fund

For the Period :01/02/2025-28/02/2025

Payment Date	Document Ty	Invoice Number	Payee	Payment Details	Payment Amount
13/02/2025	\$HRPAYJNL	7/02/2025	MERCER (AUSTRALIA) PTY LTD	CC Scheme Employee Contribution - PreTax Total	5,472.86
13/02/2025	\$HRPAYJNL	7/02/2025	MERCER (AUSTRALIA) PTY LTD	DB Additional Total	1,201.85
13/02/2025	\$HRPAYJNL	7/02/2025	MERCER (AUSTRALIA) PTY LTD	Employee Contribution - Post Tax (%) Total	210.97
13/02/2025	\$HRPAYJNL	7/02/2025	MERCER (AUSTRALIA) PTY LTD	Employee Contribution - PreTax (\$) Total	593.16
13/02/2025	\$HRPAYJNL	7/02/2025	MERCER (AUSTRALIA) PTY LTD	Employee Contribution - PreTax (%) Total	2,477.05
26/02/2025	\$HRPAYJNL	21/02/2025	MERCER (AUSTRALIA) PTY LTD	5% Council Matched Company Contribution Total	163.65
26/02/2025	\$HRPAYJNL	21/02/2025	MERCER (AUSTRALIA) PTY LTD	CC Scheme Employee Contribution - PostTa Total	2,003.96
26/02/2025	\$HRPAYJNL	21/02/2025	MERCER (AUSTRALIA) PTY LTD	CC Scheme Employee Contribution - PreTax Total	4,545.72
26/02/2025	\$HRPAYJNL	21/02/2025	MERCER (AUSTRALIA) PTY LTD	DB Employer Additional Superannuation Total	3,351.68
26/02/2025	\$HRPAYJNL	21/02/2025	MERCER (AUSTRALIA) PTY LTD	Employee Contribution - Post Tax (%) Total	216.31
26/02/2025	\$HRPAYJNL	21/02/2025	MERCER (AUSTRALIA) PTY LTD	Employee Contribution - PreTax (\$) Total	593.16
26/02/2025	\$HRPAYJNL	21/02/2025	MERCER (AUSTRALIA) PTY LTD	Employee Contribution - PreTax (%) Total	1,757.98
26/02/2025	\$HRPAYJNL	21/02/2025	MERCER (AUSTRALIA) PTY LTD	SGC Compulsory - Employer Total	869.44
Cheque/EFT Number 258241			Quick Super Fund		871,529.41
13/02/2025	\$HRPAYJNL	7/02/2025	Quick Super Fund	1% Council Matched Company Contribution Total	150.83
13/02/2025	\$HRPAYJNL	7/02/2025	Quick Super Fund	2% Council Matched Company Contribution Total	223.81
13/02/2025	\$HRPAYJNL	7/02/2025	Quick Super Fund	3% Council Matched Company Contribution Total	143.84
13/02/2025	\$HRPAYJNL	7/02/2025	Quick Super Fund	4% Council Matched Company Contribution Total	391.72
13/02/2025	\$HRPAYJNL	7/02/2025	Quick Super Fund	5% Council Matched Company Contribution Total	61,156.21
13/02/2025	\$HRPAYJNL	7/02/2025	Quick Super Fund	CC Scheme Employee Contribution - PostTa Total	5,616.87
13/02/2025	\$HRPAYJNL	7/02/2025	Quick Super Fund	CC Scheme Employee Contribution - PreTax Total	55,751.90
13/02/2025	\$HRPAYJNL	7/02/2025	Quick Super Fund	Employee Contribution - Post Tax (\$) Total	2,550.00
13/02/2025	\$HRPAYJNL	7/02/2025	Quick Super Fund	Employee Contribution - Post Tax (%) Total	372.27
13/02/2025	\$HRPAYJNL	7/02/2025	Quick Super Fund	Employee Contribution - PreTax (\$) Total	12,407.33
13/02/2025	\$HRPAYJNL	7/02/2025	Quick Super Fund	Employee Contribution - PreTax (%) Total	8,072.47
13/02/2025	\$HRPAYJNL	7/02/2025	Quick Super Fund	Receipt 3199612 QuickSuper Total	931.73
13/02/2025	\$HRPAYJNL	7/02/2025	Quick Super Fund	SGC Compulsory - Employer Total	292,567.97
28/02/2025	\$HRPAYJNL	21/02/2025	Quick Super Fund	1% Council Matched Company Contribution Total	135.03
28/02/2025	\$HRPAYJNL	21/02/2025	Quick Super Fund	2% Council Matched Company Contribution Total	204.69
28/02/2025	\$HRPAYJNL	21/02/2025	Quick Super Fund	3% Council Matched Company Contribution Total	143.84
28/02/2025	\$HRPAYJNL	21/02/2025	Quick Super Fund	4% Council Matched Company Contribution Total	526.11
28/02/2025	\$HRPAYJNL	21/02/2025	Quick Super Fund	5% Council Matched Company Contribution Total	60,316.18
28/02/2025	\$HRPAYJNL	21/02/2025	Quick Super Fund	CC Scheme Employee Contribution - PostTa Total	5,530.51
28/02/2025	\$HRPAYJNL	21/02/2025	Quick Super Fund	CC Scheme Employee Contribution - PreTax Total	55,152.30
28/02/2025	\$HRPAYJNL	21/02/2025	Quick Super Fund	Employee Contribution - Post Tax (\$) Total	2,550.00
28/02/2025	\$HRPAYJNL	21/02/2025	Quick Super Fund	Employee Contribution - Post Tax (%) Total	379.64
28/02/2025	\$HRPAYJNL	21/02/2025	Quick Super Fund	Employee Contribution - PreTax (\$) Total	13,107.33
28/02/2025	\$HRPAYJNL	21/02/2025	Quick Super Fund	Employee Contribution - PreTax (%) Total	8,451.52
28/02/2025	\$HRPAYJNL	21/02/2025	Quick Super Fund	SGC Compulsory - Employer Total	284,695.31
Total					16,457,844.54
Summary					
Payments -Municipal Fund					16,457,844.54
COP-Payroll-Feb 2025					4,176,944.04
Bank Charges- Feb 2025					24,403.59
Credit Card Charges- Feb 2025					21,020.80
Total					20,680,212.97



Total Payments by Supplier

From 01/02/2025-28/02/2025

Payee	Payment Amount
DEPUTY COMMISSIONER OF TAXATION	1,417,484.00
Duratec Limited	930,135.34
Quick Super Fund	871,529.41
MA Services Group Pty Ltd	801,890.88
CARDILE INTERNATIONAL FIREWORKS	783,200.00
TTFT Gilmour Trust t/as Gilmour & Jooste Electrical	653,390.36
MMM (WA) Pty Ltd	466,526.88
Brightmark Group Pty Ltd	456,599.45
Hiway Pty Ltd t/as WA Stabilisation	449,467.98
MAJOR MOTORS PTY LTD	364,555.99
Electricity Generation & Retail Corporation - Synergy	325,774.11
LUX EVENTS PTY LTD	300,766.40
ACCESS BRICKPAVING CO	281,418.79
MINDARIE REGIONAL COUNCIL	275,883.09
QTM Pty Ltd t/as QTM Traffic	243,930.81
Event Safety Management Pty Ltd	204,831.40
Coates Hire Operations Pty Limited	196,403.71
Far Super Pty Ltd	194,523.18
Omnicom Media Group Australia Pty Ltd - OMG	167,035.31
United Lights Sports Federation Ltd	165,000.00
Drone Light Shows Australia Pty Ltd t/as Drone Sky Shows	165,000.00
STILES ELECTRICAL SERVICES	162,682.16
Choiceone Pty Ltd	127,147.79
ENVIROPATH PTY LTD T/ AS SPOT'S ALL SURFACE CLEANING	123,017.07
Department Of Justice (Supreme Court of WA)	118,422.00
ACE SECURITY AND EVENTS SERVICES	117,832.73
Grant Thornton Australia Limited	104,000.00
Chung Wah Association	98,780.00
JB & SB Bishop Pty Ltd t/as West Coast FM Group	96,093.65
CLASSIC TREE SERVICES	95,055.63
BARONESS HOLDINGS PTY LTD T/AS TREE PLANTING AND WATERING	92,427.72
MAIN ROADS WESTERN AUSTRALIA	90,553.65
Skunk Control Pty Ltd	88,000.00
Mastek Systems Pty Ltd	83,600.00
The Trustee for The Reef Unit Trust t/as Emerge Associates BlueTang (WA) Pty Ltd	78,471.80
Building and Construction Industry Training Board Construction Training Fund	76,935.79
The Trustee for The Eng Family Trust t/as Silverfern IT	76,504.90
Pratley Pty Ltd (Griffiths Architects)	73,630.70
Veolia Recycling & Recovery (Perth) Pty Ltd	72,723.74
CTI5 PTY LTD	71,919.20
Hoban Recruitment Pty Ltd	70,845.32
Austral Masonry Holdings Pty Ltd t/as Urbanstone	70,656.52
DOWNER EDI WORKS	70,118.71
THE WALLEYSTACK FAMILY TRUST	68,820.40
MICKTRIC EVENTS	66,737.28
SIRSIDYNIX PTY LTD	64,200.78
LIGHTSPEED COMMUNICATIONS AUSTRALIA PTY LTD t/as LIGHTSPEED	63,123.92
Felder NSW Pty Ltd t/as Felder Group Australia	61,935.24
DEPARTMENT OF MINES INDUSTRY REGULATION AND SAFETY	61,816.82
REINO INTERNATIONAL	61,557.75
Seek Limited	61,384.70
CHEVRON AUSTRALIA DOWNSTREAM FUELS PTY LTD	60,921.18
Kardan Australia Pty Ltd t/as Kardan Construction	60,219.06
DATA 3	58,720.63
Techworks Electrical Pty Ltd	58,121.99
The Testing Consultancy Australia Pty Ltd	54,560.00
All Fence U Rent Pty Ltd	54,373.00
FLEETCARE PTY LTD	54,217.81
Wormald Australia Pty Ltd	54,069.00
Performing Arts Centre Society Inc t/a The Blue Room Theatre	53,900.00
AMS Technology Group Pty Ltd t/as AMS Installation & Mainten AMS Installation &	51,282.58
STEFNA FAMILY TRUST T/AS WEST TIP WASTE MANAGEMENT	51,149.88
CBRE (C) Pty Ltd as Agents for ISPT Pty Ltd	50,719.67
Humich Group	50,200.00
Black Swan State Theatre Company Ltd	49,500.00
AE Hoskins & Sons	49,027.06
Windcave Pty Limited	49,007.74
Botanic Gardens and Parks Authority	48,650.61
Chamber of Commerce & Industry of WA Limited	48,510.00
Theatre 180 Inc	47,838.48
Reece's Event Hire Pty Ltd	46,735.59



Total Payments by Supplier

From 01/02/2025-28/02/2025

Payee	Payment Amount
WATER CORPORATION	45,304.95
Newground Water Services Pty Ltd	44,618.55
Business Events Perth	44,000.00
THOMSON REUTERS(PROFESSIONAL)AUST LTD	41,322.10
Aboriginal United Services Pty Ltd	39,433.88
Deloitte Risk Advisory Pty Ltd	38,940.00
Votar Partners Pty Ltd	38,665.00
Talent International Pty Ltd	38,391.88
Research Solutions (WA) Pty Ltd	37,500.00
Dec the Malls Pty Ltd	36,696.00
Natural Area Holdings Pty Ltd	36,558.50
Kyron Pty Ltd t/as Kyron Event Solutions	36,259.28
TK Elevator Australia Pty Ltd	36,170.27
The Trustee for the DDR Family Trust DDR Consult	35,806.35
Corporate Travel Management Group Pty Ltd (CTM)	35,515.94
THE ROYAL LIFE SAVING SOCIETY WA INC	34,663.57
Paperbark Technologies Pty Ltd	34,320.00
INSTANT TOILETS AND SHOWERS PTY LTD T/AS INSTANT PRODUCTS HI	34,065.55
ONE 20 Productions	33,309.38
The Returned & Services League of Australia WA Branch Inc (RSLWA)	33,000.00
LINFOX ARMAGUARD PTY LTD T/AS ARMAGUARD	32,692.15
Broadreach Group Pty Ltd	31,515.00
APP Corporation Pty Ltd The APP Group	31,394.00
TALIS CONSULTANTS PTY LTD ATF THE TALIS TRUST	30,432.04
TLS Productions Pty Ltd	30,351.75
CITY OF STIRLING	28,756.38
MERCER (AUSTRALIA) PTY LTD	28,365.21
Higgins Coatings Pty Ltd	27,964.83
CDM Studio Pty Ltd	27,390.00
Schweers Australia Pty Ltd t/as Schweers Asia Pacific	26,883.45
Freedom Fairies Pty Ltd	26,730.00
DADAA Ltd	26,557.13
LKS Constructions (WA) Pty Ltd	26,329.69
MPS Paving Systems Australia Pty Ltd	24,673.00
TTF L Jeffery Family Trust t/as Cockburn Party Hire	24,545.90
SURUN SERVICES PTY LTD	24,533.61
Cyclus Pty Ltd t/as Cyclus Event Construction & Crewing	24,399.79
Food Technology Services Pty Ltd	23,581.76
EWCS Unit Trust t/as Enviro Sweep	22,865.29
AWESOME ARTS AUSTRALIA LTD	22,000.00
Kercheval Engineering	21,921.72
Sydel Nominees t/as Imagesource Digital Solution	21,849.85
Event Staff Pty Ltd	21,730.50
DATALINE VISUAL LINK PTY LTD	21,113.44
Twelve Islands Consulting Pty Ltd t/as 12IC	20,535.63
MP Rogers & Associates Pty Ltd	20,299.17
Picnic Tables Hire & Sales Pty Ltd	20,262.00
EOS ELECTRICAL	20,203.60
JASON SIGNMAKERS	19,375.27
TTF PAM Family Trust t/as Professional Arts Management MANAGEMENT	19,106.28
Hardwired Entertainment Pty Ltd	19,030.00
Nearmap Australia Pty Ltd	18,700.00
On Tap Plumbing & Gas Pty Ltd	18,611.73
Sullivan Commercial Pty Ltd t/as McGees Property	18,324.74
Glen Flood Group Pty Ltd t/as GFG Temporary Assist	17,979.50
City of Nedlands	17,856.45
ASPECT Studios Pty Ltd t/as Urban&Public	17,524.71
CARAT AUSTRALIA MEDIA SERVICES PTY LTD	17,492.28
WEST COAST TURF	17,424.00
TECHNICAL SERVICES GROUP	17,295.30
Kaleido Company	16,997.80
COLLEAGUES NAGELS PTY LTD	16,560.50
Wildlings Creative Pty Ltd	16,084.75
Programmed Skilled Workforce Limited	15,766.33
HERITAGE WAY PTY LTD (DOMUS NURSERY)	15,702.55
BIDFOOD WA PTY LTD	15,460.38
BCE Surveying Pty Ltd	15,345.00
BASIL ZEMPILAS	15,328.04
The Trustees for Epic & Tayla Trusts t/a Bonita Stone Bonita Stone	14,867.73
W. C. CONVENIENCE MANAGEMENT PTY LTD	14,842.51
ACCESS ICON PTY LTD T/AS CASCADA GROUP	14,740.41



Total Payments by Supplier

From 01/02/2025-28/02/2025

Payee	Payment Amount
Walker Street Corporation Pty Ltd t/as Crowd Barriers WA	14,668.68
Bell Trading Trust t/as North Star Security	14,437.51
JOELZ PTY LTD T/AS BAX SERVICES	14,380.00
CBRE (C) Pty Limited Estate Agency Busin	14,110.60
Hames Sharley (WA) Pty Ltd	14,057.45
The Brand Agency Pty Ltd	13,749.99
DEPARTMENT OF TRANSPORT	13,645.45
BUSINESS NEWS PTY LTD	13,200.00
V2i Pty Ltd	13,029.50
TTFT BA Wood-Gush Family Trust t/as Insight Urbanisim P/L	12,980.00
Go Doors Pty Ltd	12,816.44
Hydroquip Pumps & Irrigation Pty Ltd	12,621.40
Bos Civil Pty Ltd	12,608.75
LP Aiken, DJ Beer & et.al partnership t/as Thomson Geer	12,496.16
Trisha Gillian Rogers t/as Trisha Rogers Consulting	12,485.00
The Metropolitan Hospitality Group Pty Ltd t/as Indigo Bay Catering	12,435.00
Chesterfield Property Group	12,389.85
COMPLETE OFFICE SUPPLIES PTY LTD - COS	12,223.81
CLPM Pty Ltd	12,000.00
Constable Care Child Safety Foundation Inc	11,990.00
HAYS PERSONNEL SERVICES (AUST) PTY LTD	11,709.10
Bjarni Wark t/as Happy Decay	11,385.00
Motorola Solutions Australia Pty Limited	11,235.75
Wright Welding & Fabrication Pty Ltd	11,172.81
MICHAEL PAGE INTERNATIONAL	11,162.64
Arup Australia Pty Ltd	11,137.50
Perth International Jazz Festival Inc.	11,000.00
Edith Cowan University	11,000.00
THE TRUSTEE FOR WALLIS FAMILY TRUST T/AS PLAYCE PTY LTD	11,000.00
Civil Sciences and Engineering Pty Ltd	10,769.00
BILLABONG MOBILE ACCOMMODATION PTY LTD	10,729.23
Christopher Philip Sellings	10,251.20
Art Deco Society of Western Australia Incorporated	10,193.70
RTRFM 92.1 Ltd	9,900.00
The Trustee for Ralph & Beattie Unit Trust No 2 t/as Ralph Beattie Bosworth	9,845.00
RSEA PTY LTD	9,788.06
JG Abberton & Others t/as Lavan	9,770.24
James Patrick Giddy	9,680.00
The American Chamber of Commerce in Australia	8,976.00
Owners of Southcove SP 43830	8,866.00
Seaport Nominees Pty Ltd t/as Discus Print & Signage	8,766.91
PASES Aqua Pty Ltd	8,750.00
CSE Crosscom Pty Ltd	8,734.55
BICYCLE VICTORIA	8,679.00
SONIC HEALTHPLUS PTY LTD	8,675.24
St John Ambulance Australia	8,595.50
Customer Experience Insight Pty Ltd (CX Insight)	8,250.00
TOTAL EDEN PTY LTD T/AS Nutrien Water	8,179.51
Hana Priest t/as Dangerous Delights	7,920.00
B.A Kotovski-Steele & S.A Wood t/as Acrobatch	7,920.00
O'BRIEN HARROP ACCESS PTY LTD	7,700.00
Expo Signage & Digital Pty Ltd t/as ExBo Visual	7,674.04
THE DEPARTMENT OF FIRE & EMERGENCY SERVICES(DFES)	7,524.00
WESTBOOKS	7,507.21
TTF the Property Australia Management Trust	7,476.92
J.H. FLUID TRANSFER SOLUTIONS PTY LTD T/AS PIRTEK MALAGA	7,446.41
Veolia Recycling & Recovery Pty Ltd	7,425.00
Morris & Ioppolo PTY LTD t/as M I Plumbers	7,213.56
LLOYD GEORGE ACCOUSTICS PTY LTD	7,128.00
Rentokil Initial Pty Ltd t/as Ambius Indoor Plants, Initial Hygiene & Rentokil P	7,012.17
Scott Printers Pty Ltd	6,922.30
Avonward Pty Ltd t/as Bells Functions	6,902.00
All Flags and Signs Pty Ltd	6,875.00
Steens Gray & Kelly P/L ATFT Steens Gray & Kelly Unit Trust	6,864.00
Syrinx Environmental Pty Ltd	6,829.46
AUSTRALIAN INSTITUTE OF MANAGEMENT - AIM	6,618.00
CORPORATE TRAINING SERVICES PTY LTD T/AS QUESTAMON TRAINING SERVICES	6,380.00
TTF WRS Trust t/as Mastec Australia	6,250.93
Iconic Property Services Pty Ltd	6,137.41
Pickles Auctions Pty Limited	6,050.00
GRENSHED PTY LTD T/AS LIVING TURF	5,964.20



Total Payments by Supplier

From 01/02/2025-28/02/2025

Payee	Payment Amount
FUJI XEROX BUSINESSFORCE PTY LTD	5,946.70
Perth Region Tourism Organisation Inc t/as Destination Perth	5,912.00
Playmaster Pty Ltd	5,898.20
FEC Hotel Operations Perth EQ Pty Ltd (The Ritz-Carlton Perth)	5,892.89
Diamond View Pty Ltd t/as ADH Golf and Utility Vehicles	5,852.00
VOCUS PTY LTD	5,830.00
Bruce Reynolds	5,676.94
ALLMAKES PTY LTD T/AS BRANDWORX AUSTRALIA	5,649.46
Qwest Property Pty Ltd t/as Hemsley Paterson	5,500.00
MINTER ELLISON	5,500.00
WA Women's Hall of Fame Inc.	5,500.00
Child Support Agency	5,467.13
McLeods Lawyers Pty Ltd	5,350.73
ALFRED BOCK T/AS AGB CONSULTING	5,346.00
McMullen Nolan Group Pty Ltd MNG	5,258.00
TTFT Eastern Promenade Unit Trust t/as The Reveley Bar	5,250.00
AUSTRALIA POST(677495)	5,228.28
Closed Loop Environmental Solutions Pty Ltd	5,226.05
CIVAS (WA) Pty Ltd	5,225.00
Strata Corporation Pty Ltd t/as Stratagreen	5,150.08
Delivering Diversity Pty Ltd t/as Let's Queer the Air	5,148.00
The Swan Bells Foundation Incorporated	5,139.20
ALANA HALL	5,100.00
Royal Pride Pty Ltd t/as PAV Sales & Installation	4,887.81
TANKS FOR HIRE	4,856.50
CMAK Technologies Pty Ltd t/as CMAKTECH	4,853.77
The Trustee for Northbridge Enterprises Unit Trust t/as BBC BBC Entertainment	4,720.00
NESPRESSO	4,602.20
Gwenda May Hogg	4,425.00
JOHN TIERNEY	4,401.00
IRON MOUNTAIN AUSTRALIA GROUP PTY LTD	4,356.28
Cutting Cart Pty Ltd t/as Dardanup Butchering Co	4,296.27
Sirva Pty Ltd t/as Allied Moving Services	4,141.94
Galvins Plumbing Supplies	4,134.90
ATOM SUPPLY	3,975.34
The Trustee for Hayto Trust t/as SoCo Studios	3,905.00
Richard William Plummer t/as Elliptic Legal & Patent Services	3,884.00
Chau Ngoc Huynh t/as Plain Street Kitchen	3,872.00
Magnetic Automation Pty Ltd t/as Hub Parking Technology	3,803.67
Greenlite Electrical Contractors Pty Ltd	3,799.58
Kelleway Whelan Holdings Pty Ltd t/as Perth is OK	3,773.00
TRANEN PTY LTD T/AS TRANEN REVEGETATION SYSTEMS	3,756.50
TTF The Petrillo Family Trust t/as That Little Gelato Cart	3,751.00
AMPAC Debt Recovery (WA) Pty Ltd	3,745.50
Kingston Reid Pty Ltd	3,712.50
Officeasy Pty Ltd t/as McLernons Business Base	3,617.00
IAS Fine Art Logistics Pty Ltd	3,595.27
VALVOLINE (AUSTRALIA) PTY LTD	3,585.45
Lizo Pty Ltd t/as Stihl Shop Osborne Park	3,517.40
WASTE MANAGEMENT ASSOCIATION OF AUSTRALIA	3,489.00
Tesfay Reta Wereta t/as A Sweet Sensation	3,465.00
Louise Richardson t/as Louise Richardson and Associates	3,465.00
Garrards Pty Ltd	3,436.09
Drainflow Services Pty Ltd	3,431.82
The Trustee for GNW Family Trust t/as Trackside Bakery	3,421.70
ORIX Australia Corporation Ltd	3,392.84
TranSafe.com Inc t/as Transafe WA	3,300.00
Beedarnitch Pty Ltd	3,300.00
MATRIX PRODUCTIONS	3,253.93
THE TRUSTEE FOR REITSEMA (WA) TRADING TRUST	3,168.00
Liyana Reduhwan Yusof t/as Savvy the Band	3,069.00
SJ Reynolds & CP Reynolds t/as Vifix Australia	3,064.60
BUNNINGS BUILDING SUPPLIES P/L	2,975.16
RENT A FENCE PTY LTD	2,950.75
RICOH AUSTRALIA PTY LTD	2,905.84
David Goncalves	2,898.04
Steven Paul Wellard	2,898.04
Clyde Bevan	2,898.04
LIAM GOBBERT	2,898.04
VIKTOR KO	2,898.04
CATHERINE LEZER	2,898.04



Total Payments by Supplier

From 01/02/2025-28/02/2025

Payee	Payment Amount
KELYN TRAINING SERVICES	2,840.00
Elevette Pty Ltd t/as Snap Print Solutions West Perth	2,836.38
Bolinda Digital Pty Ltd	2,807.38
BIG ISSUE IN AUSTRALIA LIMITED T/AS THE BIG ISSUE	2,758.39
Moodjar Holdings Pty Ltd	2,750.00
The Trustee for Wendy Mead Family Trust & OTH t/as Pinnacle People	2,749.49
ALINTA SALES PTY LTD	2,673.85
A.D Coote & Co (Sheetmetal) Pty Ltd	2,644.13
Camaco Group Pty Ltd t/as Digital Surveying Solutions	2,640.00
Local Government Professionals Australia WA	2,600.00
Encyclopaedia Britannica Australia Limited	2,570.70
Flick Anticimex Pty Ltd	2,567.59
CITY OF WANNEROO	2,563.00
Adnan Afridi	2,550.00
DDLS Australia Pty Ltd t/as Lumify Group	2,524.50
The Trustee for Green and Hood Family Trusts t/a Perth Milk Perth Milk Supplies	2,523.36
LEE BROTHERS INTERNATIONAL TRADE PTY LTD t/as LBIT	2,514.60
Australian Sports Technologies Network Ltd	2,475.00
Solstice Solar Pty Ltd	2,475.00
T QUIP	2,455.20
BROOK & MARSH PTY LTD	2,420.00
LANDGATE	2,346.53
ATI-Mirage Training and Business Solutions Pty Ltd t/as ATI-Mirage	2,331.00
3 Logix Pty Ltd	2,286.90
NETSTAR AUSTRALIA PL T/AS PINPOINT COMMUNICATIONS PTY LTD	2,282.50
Local Government, Racing & Cemeteries Employees Union LGRCEU (WA) LGRCEU	2,222.00
REPCO	2,211.99
Maxey Plumbing Pty Ltd	2,194.62
CITY OF SOUTH PERTH	2,192.20
Ellenby Pty Ltd t/as Ellenby Tree Farm	2,169.31
PREMIER WORKPLACE SOLUTIONS	2,158.75
Brodan (WA) Pty Ltd t/as Northsands Resources	2,155.07
Perth Property Management WA	2,142.00
BOTANICAL BLOOMS	2,079.00
Evicom Pty Ltd	2,079.00
Culture Counts (Australia) Pty Ltd	2,062.50
Capital Broadway Pty Ltd	2,051.45
Level Up Business Management Pty Ltd	2,021.25
Perth Sky Diving Display Team	2,000.00
Stephen Genovese	2,000.00
TIM DAVIES LANDSCAPING PTY LTD	1,936.00
Art Hanging Systems Pty Ltd	1,925.00
WRC MECHANICAL WA	1,881.00
TJ and RJ Sellick Pty Ltd t/as Lawn Doctor	1,821.59
Converge International Pty Ltd	1,815.00
HYDROJET	1,782.00
The Trustee for Mark Digital Print Unit Trust t/as Mark Digital Print Solutions	1,771.00
CITY OF PERTH STAFF SOCIAL CLUB	1,752.00
Christopher Mark Bayley t/as CRPM Services High Pressure Cleaning	1,732.50
Jaymak WA Pty Ltd	1,732.50
Go2Cup Pty Ltd	1,694.00
Trugrade Pty Ltd	1,672.44
STATEWIDE CLEANING SUPPLIES	1,662.28
Summation Pty Ltd	1,650.00
MARINOVICH FAMILY TRUST T/AS CARNIVAL AMUSEMENTS	1,650.00
GEOFFREY BAIN T/AS JUNK REMOVAL	1,650.00
Resource Recovery Group	1,647.36
Priority Management - Perth Pty Limited	1,639.00
Autonomous Technology Pty Ltd	1,628.00
JAPANESE TRUCK & BUS SPARES PTY LTD	1,605.85
Phillip Warren Scott t/as Scott & Associates	1,595.00
TTFT Charlies Family Trust t/as Chicho Gelato	1,591.15
RealmStudios Pty Ltd	1,584.00
Catalina Regional Council	1,581.56
Blyth Enterprises Pty Ltd	1,567.50
Office Cleaning Experts Pty Ltd t/as OCE Corporate Cleaning	1,556.17
AUSTRALIA POST	1,554.42
Olivia Louise Monte t/as Olive Cheng Art	1,540.00
Rochdale Holdings Pty Ltd t/as Herring Storer Acoustics	1,518.00
The Trustee for Mirabilia Education Citiplace Trust	1,500.40
Jones Lang Lasalle WA Pty Limited - Trus	1,473.05



Total Payments by Supplier

From 01/02/2025-28/02/2025

Payee	Payment Amount
GLOBAL SPILL CONTROL PTY LTD	1,455.47
WAHS Unit Trust t/as WA Hospitality Supply	1,450.00
DuluxGroup (Australia) Pty Ltd	1,449.45
Light Application Pty Ltd	1,408.00
ACO Pty Ltd	1,350.80
TTFT Wise Discretionary Trust t/as Pack & Send Fremantle	1,340.00
Sophie Hirt (See you Shine Photography)	1,320.00
MILESTONE CERTIFIERS PTY LTD T/AS MILESTONE CERTIFIERS	1,320.00
Trayd Australia Pty Ltd	1,319.76
Lateral Pty Ltd	1,315.88
Sunny Industrial Brushware	1,313.40
Lit Letters Pty Ltd	1,290.00
MTESS Pty Ltd	1,285.73
Lux Habitat Pty Ltd	1,280.00
1263 Hay St Trust	1,280.00
Healthy Building Systems Australia Pty Ltd	1,232.00
Ball & Doggett Pty Ltd	1,225.10
WEST AUSTRALIAN LOCAL GOVERNMENT ASSOC ASSOCIATION - WALGA	1,224.50
Woolworths Group Limited	1,180.03
LBD Supply Pty Ltd formerly t/as HESWA Hyperlift	1,163.80
Beebs Vision Pty Ltd t/as Sandbox Productions	1,149.50
Easi Packaging Pty Ltd (Easi Fleet)	1,136.98
HEAVY AUTOMATICS	1,124.42
The Trustee for Olman & Sharna Walley Family Trust t/as Boorloo Aboriginal Cultu	1,122.00
David Gray & Co Pty Limited	1,109.52
Fairfax Media Publications Pty Limited	1,100.00
Just Another Pty Ltd t/as Just Another Agency	1,100.00
TTF DC Aesthetics Trust t/as Dave Court Studio	1,100.00
Thomas Gerrard	1,100.00
Drew Michael Straker t/as Drew Straker	1,100.00
Forch Australia Pty Ltd	1,097.27
4Park Pty Ltd t/as Forpark Australia	1,087.90
THE GRIFFITH FAMILY TRUST T/AS SUPERSTOCK SERVICES SUPERSTOCK FOOD SERVICES	1,074.61
Natale Group Australia Pty Ltd	1,057.60
James McGovern (Governance Solutions)	1,050.00
Marketforce Ltd	1,045.00
Cornerstone Legal WA Pty Ltd	1,026.58
WESTERN RESOURCE RECOVERY PTY LTD	1,022.74
Laura Harris	1,000.00
Jordan Maree Rush	1,000.00
KA WUN WU	1,000.00
UNINTENTIONAL ISLANDER	1,000.00
University of Western Australia	978.90
IBC DIGITAL	975.15
Yiri Pty Ltd t/as Honey Online	975.00
MULTI FIX WA	971.14
BUCHER MUNICIPAL PTY LTD	956.33
Luminare Pty Ltd t/as Art Install	913.00
CHAMPION MUSIC	907.50
CANON PRODUCTION PRINTING AUSTRALIA PTY LTD T/AS OCE-AUSTRALIA	829.12
Code Group Pty Ltd	825.00
Casey's Venture Holdings Pty Ltd t/as Caseys Linen Service	819.83
BOFFINS BOOKSHOP PTY LTD	805.94
Elisa Michelini	800.00
BIN BATH CORPORATION PTY LTD	787.40
MLV Real Estate Trust Account	779.40
CAT WELFARE SOCIETY INC T/AS CAT HAVEN	770.00
LOCK STOCK AND FARRELL LOCKSMITH PTY LTD	767.02
Tudor House (WA) Pty Ltd	758.00
FARINOSI & SONS PTY LTD	745.88
AUSTRALIAN SERVICES UNION	742.00
Property Council of Australia	720.00
BERNARD CARNEY	720.00
Red Spear Pty Ltd	715.00
Quantum Building Services	715.00
Roberto Colalillo	710.00
TTFT Dozyik Trust t/as The Plastic Sandwich Co	700.00
NATIONAL TAX & ACCOUNTANTS ASSOCIATION LTD	699.00
MM Plastics Pty Ltd	692.97
ILLION AUSTRALIA PTY LTD T/AS TENDERLINK.COM	687.50
CLA Trading Pty Ltd t/as Europcar	673.73



Total Payments by Supplier

From 01/02/2025-28/02/2025

Payee	Payment Amount
WFS Australia Pty Limited	664.18
AUSWEST COOLROOM HIRE	660.00
WEST COAST SPRING WATER PTY LTD T/AS AUSSIE NATURAL SPRING W	629.20
NOVA NEWSAGENCY	624.22
Lynette Patrice DiCiero t/as Artist's Chronicle	600.00
Joel William Grossman t/as Hot Cotton	599.50
FreshExchange Pty Ltd	595.96
Loop Global Pty Ltd t/as Loop Upcycling	594.19
BEACON EQUIPMENT BENTLEY	584.50
Step Ahead Podiatry (WA) Pty Ltd t/as East Perth Podiatry	577.50
SPANDEX ASIA PACIFIC P/L	568.70
BROWNES FOODS OPERATIONS PTY LTD	562.65
ADVANCED AUTOLOGIC	550.00
Bus Hire Comparison Pty Ltd t/as CoachHire.com.au	550.00
Western Australian Youth Music Association Inc	550.00
Joshua James Webb	550.00
DAVID YEUNG T/AS CAR CARE(WA)KEWDALE	540.00
TTF Higgins Family Trust t/as Tako Print Solutions	533.83
Kwik Kopy Printing	533.28
Access Without Barriers Pty Ltd t/as AWB Co	528.00
filomeno Afonso	516.00
City Towers Strata Plan 13794	509.25
BLACKWOODS ATKINS	505.96
Georgia Leanne Wiley t/as The Social Connection	500.00
Nami Osaki (namisartroom)	500.00
Kampai Yakiniku Pty Ltd - Azabu Perth	500.00
Treasury WA Pty Ltd t/as Como the Treasury	500.00
MELANIE DIWATA GRIFFITHS	500.00
Joel Shen-Ren Eber t/as UBIQ Visuals	495.00
NATIONWIDE TRAINING PTY LTD	494.10
Tom Edward McCracken	490.00
CFMEU MINING & ENERGY DIVISION	480.00
CABCHARGE AUSTRALIA PTY LTD	472.20
Screenlink Pty Ltd t/as Aussie-IT, Batteries Plus	468.60
ABLE WESTCHEM(BORVEK PTY LTD)	462.07
Jackson Harper Griggs	450.00
THE TRUSTEE FOR THE QUITO PTY LTD T/AS BENARA NURSERIES	448.80
WA HINO SALES & SERVICES	438.20
Essential Training Pty Ltd	435.00
Gunnebo Australia Pty LTD	433.66
Karen Veronica Blair	389.00
Dianne Lyn Wolfer	389.00
Isobel Karen Bevis	389.00
ARTS HUB AUSTRALIA PTY LTD	385.00
Sheridan Robinson Pty Ltd t/as Total Tools Osborne Park	381.84
Trade West Industrial Supplies Pty Ltd	373.93
Flashbay Pty Ltd	369.60
UNITED EQUIPMENT PTY LTD T/AS UNITED FORKLIFT AND ACCESS SOL	363.61
AMANDA KYLIE ZUVELA T/A VIEWFINDER PHOTOGRAPHY	360.00
N & E Di Lena Family Trust t/as Di Lena Metal Sales	342.00
Cockburn Wetlands Education Centre Incorporated The Wetlands Centre Cockburn	330.00
PARALLAX PRODUCTIONS PTY LTD	330.00
Maine Architecture Pty Ltd	330.00
AQUAMONIX PTY LTD	328.90
Cara Johns-Putra	326.00
WEST BUILD PRODUCTS PTY LTD	323.38
360 COMMERCIAL CONSTRUCTION PTY LTD	321.99
Diep Bui Khanh t/as Love Letters AU	320.00
Action Glass Pty Ltd t/as Action Glass & Aluminium	298.32
David Broadway Pty Ltd	297.00
MOW MASTER TURF EQUIPMENT	295.25
Rob Verbist	295.00
Foundation Housing Ltd	295.00
The Trustee for VDV Family Trust t/as Perth Toy Hire	294.00
Toni Macarla Routledge t/as Perth Piano Care	290.00
Message4u Pty Ltd	284.90
Brajkovich Demolition & Salvage (WA) Pty	281.65
WESTERN EDGE LANDSCAPES	279.40
TTF Giant Autos Unit Trust t/a Osborne Park Nissan	277.24
Monitor Business Machines Pty Ltd	275.00
JOHN NORRISS	275.00



Total Payments by Supplier

From 01/02/2025-28/02/2025

Payee	Payment Amount
The Trustee for the Deloitte Trading Trust	275.00
CEI Pty Limited t/as RAECO	272.25
GPC Asia Pacific Pty Ltd T/AS NAPA	267.69
Scarboro Motors Pty Ltd t/as Scarboro Toyota	267.14
G8 Education Ltd	267.00
Feel Your Best Fitness and Massage Pty Ltd Rebecca Krawczuk	264.00
THE TRUSTEE FOR EDGAR PITTER FAMILY TRUST T/AS HIRE SOCIETY	256.69
The Trustee for Witherington Family Trust t/as W.A. Library Supplies	246.00
BCA Building Certifiers & Assessors	224.00
Ernst & Young Services Pty Ltd	217.40
Steven Prime	200.00
Native Arc Inc t/as WA Wildlife	200.00
PUBLIC TRANSPORT AUTHORITY OF WA	200.00
Goldpoint Holding Pty Ltd	200.00
Stanley George Keen t/as Wayne Stanley Entertainment	200.00
Boc Gases Australia Ltd	198.52
Auslan Stage Left	198.00
LENARA NOMINEES PTY LTD T/AS PERTH NEWS DELIVERY	197.20
MDM Entertainment Pty Ltd	193.88
CBD COLLEGE P/L	185.00
R S COMPONENTS	182.32
StarmixHoldings Pty Ltd t/as Image Bollards	181.50
Envirostream Australia Pty Ltd	176.00
Chris Lee	165.00
Multilec Engineering Pty Ltd	163.68
Kristia Riordan	160.00
Loren Gee	160.00
Rich Williams	160.00
Sabaragamu Thanuja Peiris	160.00
Yvonne Honmon	160.00
Zachariah Chisholm	160.00
Alex Bryce	160.00
Christopher Tan	160.00
Corinne Eustasie	160.00
Emily Berry	160.00
Grace Carr	160.00
Jessica Westbrook	160.00
Khaliq Khaja Obaidul	160.00
Kirsty Parker	160.00
Dave Bevan	159.99
Perrott Painting Maintenance Contracts P	159.00
Rotary Club of Heirisson	156.00
THE TRUSTEE FOR VENUS PROPERTY TRUST T/AS PARTY PLUS OSBORNE PARK	156.00
FOXTEL SUBSCRIBER PAYMENTS	155.00
AIBS WA CHAPTER	154.00
JIMI PHILIPIDDIS	152.00
Greg Smith	150.00
National Trust WA	147.00
Humich Group Pty Ltd	147.00
TTFT Maward Unit Trust t/as Vanguard Visual	137.50
SHANE HARDINGHAM	134.85
ROADS CORPORATION T/AS VICROADS	132.40
WESTERN METROPOLITAN REGIONAL COUNCIL	130.91
Dry Cleaning Express Pty Ltd t/as Dryclean & Laundry Express	128.70
Hero Hunter Foundation	125.00
KONICA MINOLTA BUSINESS SOLUTIONS AUSTRALIA PTY LTD	119.11
TONY WALKER	116.80
A & N Enterprises (Australia) Pty Ltd t/as Pinnacle Coachlines	115.00
Jenelle Winnett	110.10
Wade Fester	110.00
ELGAS SWAP AND GO	110.00
Tourism Council Western Australia Ltd	110.00
Oppizi Pty Ltd	100.00
Sustainable Australia Inc	100.00
SK & DJ Sharma	99.00
Josephine Salhab	99.00
ARTREF PTY LTD	96.80
Celiyany Pty Ltd t/as Looksmart Alterations Carillon City	90.32
GRAEME GIBLETT	89.95
Damien de Boer	85.00
Diamond Locksmiths Pty Ltd	84.00



Total Payments by Supplier

From 01/02/2025-28/02/2025

Payee	Payment Amount
Watelogic Australia Pty Ltd	75.91
TN & LS Investments Pty Ltd t/as Cellarbrations at CBD	75.26
BARNETTS (WA)PTY LTD	74.76
No Problems Just Solutions Pty Ltd	73.00
Hub Elizabeth Quay	73.00
Klassic Group Pty Ltd	73.00
TTF CB Stubbs Family Trust t/as RTS Training Group	70.00
Radiant Laundry Services Pty Ltd	62.00
Samuel Teck Wang Ling	60.00
Karol Vanessa Hernandez Sanchez	60.00
M Reilly Pty Ltd t/as Hands-on Infection Control	50.20
CNW PTY LTD T/AS CNW ELECTRICAL WHOLESALE & ENERGY SOLUTIONS	45.30
Luke Holt	45.10
PLE Computers Pty Ltd	43.00
Troy Easter	12.00
Jo Thompson	10.00
Julie Baynes	3.60
AUSTRALIA POST(604917)	1.90
Julie Denise Baynes	-3.60
ACCESS BRICKPAVING CO	-1,187.75
Total	16,457,844.54



City of Perth - Corporate Credit Card Transactions

Statement Period 18/01/2025 - 18/02/2025

Name	Statement Date	Amount	Merchant Name	Commit Description
Ashleen Franz	20/01/2025	12.00	KMART 1386KMART 1386	Dog bowl for assistance animal relief area- events
Ashleen Franz	20/01/2025	34.70	WOOLWORTHS 4365	Water / Powerade for Summer Nights
Ashleen Franz	28/01/2025	168.71	BUNNINGS 454000	Aus Day event kit equipment
Ashleen Franz	28/01/2025	31.00	BP NOOKENBURRA 6196	Australia Day ice purchase
Ashleen Franz	28/01/2025	19.13	FOODIES MARKET LANGL	Aus Day Dinner cutlery and supplies
Ashleen Franz	28/01/2025	39.93	GOOD GROCER L0030	Australia Day ice purchase
Ashleen Franz	28/01/2025	608.85	FOODIES MARKET LANGL	Aus Day Catering
Ashleen Franz	28/01/2025	199.88	Woolworths Online	Water and Gatorade - Australia Day
Ashleen Franz	28/01/2025	293.80	Woolworths Online	Water and Gatorade - Australia Day
Ashleen Franz	28/01/2025	424.45	COLES 0481COLES 0481	Aus Day Snacks and water
Ashleen Franz	28/01/2025	62.00	COLES 0481COLES 0481	Aus Day First aid supplies and snacks
Ashleen Franz Total		1,894.45		
Coordinator Events				
Bonny Litchfield	24/01/2025	117.00	KMART 1386KMART 1386	Easter Raffle
Bonny Litchfield	14/02/2025	484.04	REWARD SUPPLY CO PTY	Kitchen supplies
Bonny Litchfield Total		601.04		
Supervisor Citiplace Community Centre				
Craig Best	20/01/2025	170.00	TROPHY SPECIALISTS	Ceremonial Plaque
Craig Best	22/01/2025	66.00	OSBORNE CERAMIC CENT	Bridge tiles
Craig Best	23/01/2025	108.01	ADVANS EXHIBITION	plaque revealer
Craig Best	3/02/2025	100.00	Palace Cinemas	Prize - movie voucher
Craig Best	10/02/2025	85.00	EZI*GREEN BUILDING COU	Green Building training
Craig Best	10/02/2025	646.15	TROPHY SPECIALISTS	Plaque
Craig Best	18/02/2025	725.00	DMIRS EAST PERTH	Lift registration
Craig Best Total		1,900.16		
Alliance Manager Infrastructure & Assets				
David McCulloch	21/01/2025	32.00	WANEWSDTI	Media subscription - West Aust (Feb 25)
David McCulloch	23/01/2025	374.00	EDA	Economic Development Australia - event
David McCulloch	28/01/2025	28.00	NEWS LIMITED	Media subscription - News Ltd
David McCulloch	4/02/2025	21.49	FAIRFAX SUBSCRIPTIONS	Media subscription - AFR - Feb 2025
David McCulloch	7/02/2025	699.00	FAIRFAX SUBSCRIPTIONS	Media subscription - Fairfax - Annual 2025
David McCulloch	18/02/2025	32.00	WANEWSDTI	West Australian Subscription
David McCulloch Total		1,186.49		
Principal Economic Development Officer				
Joanna Andrew	31/01/2025	19.99	Boffins Bookshop	Holiday session with author and illustrator, copy to be signed
Joanna Andrew	31/01/2025	464.85	STUFFED WITH PLUSH TOY	Replacement wombats for Level 4
Joanna Andrew	13/02/2025	13.99	Spotify P33FD33FCC	Spotify subscription - music for Undercroft management
Joanna Andrew Total		498.83		
Coordinator Library and Town Hall				
Julie Horne	21/01/2025	300.01	AMPLER	PowerPoint software add in
Julie Horne Total	21/01/2025	7.50	INTNL TRANSACTION FEE	Software for powerpoint add in
Julie Horne Total		307.51		
Executive Support Officer				
Karen Wrigglesworth	22/01/2025	20.15	QUEENSLAND GOVT 2	Vehicle Registration Searches
Karen Wrigglesworth	24/01/2025	24.20	QUEENSLAND GOVT 2	Vehicle Registration Searches
Karen Wrigglesworth	28/01/2025	29.90	ACCESS CBR REGO ACT	Vehicle Registration Searches
Karen Wrigglesworth	28/01/2025	20.00	EZYREG SA	Vehicle Registration Searches
Karen Wrigglesworth	3/02/2025	69.00	MOTOR VEHICLE REG	Vehicle Registration Searches
Karen Wrigglesworth	7/02/2025	72.60	QUEENSLAND GOVT 2	Vehicle Registration Searches
Karen Wrigglesworth	7/02/2025	5.00	CPP Parking Permits	CPP Parking Permit Testing Refund
Karen Wrigglesworth	12/02/2025	20.00	EZYREG SA	Vehicle Registration Searches
Karen Wrigglesworth	17/02/2025	60.50	QUEENSLAND GOVT 2	Vehicle Registration Searches
Karen Wrigglesworth Total		311.35		
Supervisor Legal Compliance & Infringements				
Lynne Osbourne	21/01/2025	466.50	SEC*ERGOLINK	Ergonomic Keyboard and mouse
Lynne Osbourne Total		466.50		
People and Culture Support Officer				
Lucy Zupan	20/01/2025	146.03	LINKTREE* LINKTREE	City of Perth LinkTree subscription
Lucy Zupan	20/01/2025	3.65	INTNL TRANSACTION FEE	International fee
Lucy Zupan	3/02/2025	102.44	FACEBK *BZPGRIY2F2	sunset sounds meta advertising
Lucy Zupan	3/02/2025	440.00	FACEBK *L58DNGLJ72	Summer nights meta advertising
Lucy Zupan	11/02/2025	68.57	JOTFORM PTY LTD	Jotform for Plateful Applications
Lucy Zupan	11/02/2025	1.71	INTNL TRANSACTION FEE	jotform international fee
Lucy Zupan Total		762.40		
Digital Channels Lead				
Natalie Langoulant	20/01/2025	557.35	TEXT INC	LIVECHAT BUSINESS PLAN MONTH JAN25
Natalie Langoulant	20/01/2025	13.93	INTNL TRANSACTION FEE	LIVECHAT BUSINESS PLAN MONTH JAN25



City of Perth - Corporate Credit Card Transactions

Statement Period 18/01/2025 - 18/02/2025

Name	Statement Date	Amount	Merchant Name	Commit Description
Natalie Langoulant	21/01/2025	725.01	DELL AUSTRALIA PTY LIM	DELL-POWER ADAPTORS
Natalie Langoulant	21/01/2025	550.00	FS *t5app	TAKE 5 \$550 - YEARLY SUBSCRIPTION JAN25
Natalie Langoulant	22/01/2025	94.76	ATLASSIAN	ATLASSIAN MONTHLY SUBSCRIPTION JAN25
Natalie Langoulant	22/01/2025	2.37	INTNL TRANSACTION FEE	ATLASSIAN MONTHLY SUBSCRIPTION JAN25
Natalie Langoulant	24/01/2025	1,214.53	BLUE MARBLE GEOGRAPHIC	GLOBAL MAPPER MAINTENANCE-JAN2025
Natalie Langoulant	24/01/2025	30.36	INTNL TRANSACTION FEE	GLOBAL MAPPER MAINTENANCE-JAN2025
Natalie Langoulant	30/01/2025	70.57	ATLASSIAN	ATLASSIAN JAN25
Natalie Langoulant	30/01/2025	1.76	INTNL TRANSACTION FEE	ATLASSIAN JAN25 - INTERNATIONAL TRANSACTION FEE
Natalie Langoulant	6/02/2025	48.23	EPC*UNREAL ENGINE MKT	Epic Games - AU\$48.23
Natalie Langoulant	6/02/2025	209.07	EPC*UNREAL ENGINE MKT	Epic Games - AU\$209.07
Natalie Langoulant	10/02/2025	482.33	Intuit Mailchimp	MAILCHIMP MONTHLY SUBSCRIPTION - FEB25
Natalie Langoulant	10/02/2025	562.72	Intuit Mailchimp	MAILCHIMP MONTHLY SUBSCRIPTION - FEB25
Natalie Langoulant	12/02/2025	50.02	Intuit Mailchimp	MAILCHIMP MONTHLY SUBSCRIPTION-FEB25
Natalie Langoulant	17/02/2025	11.37	TEXT INC	LIVECHAT FEB25 - US\$7.11
Natalie Langoulant	17/02/2025	11.36	TEXT INC	LIVECHAT FEB 25 - US\$7.10
Natalie Langoulant	17/02/2025	0.28	INTNL TRANSACTION FEE	LIVECHAT FEB 25 - US - INT TRANSACTION FEE
Natalie Langoulant	17/02/2025	0.28	INTNL TRANSACTION FEE	LIVECHAT FEB25 - INT TRANSACTION FEE
Natalie Langoulant Total		4,636.30		
Service Support Analyst				
Rachel Eaton	28/01/2025	39.59	FS *bitscoffee	Royalty free image subscription
Rachel Eaton	10/02/2025	105.48	ENVATOMARKET	Royalty free audio subscription
Rachel Eaton	10/02/2025	64.99	W/SALE BOOKS, PERIODICALS AND NE	Australian Financial Review digital subscription
Rachel Eaton	10/02/2025	2.64	INTNL TRANSACTION FEE	Royalty free audio subscription
Rachel Eaton	11/02/2025	69.00	COMMERCIAL PHOTOGRAPHY, ART, GI	Royalty free image subscription
Rachel Eaton Total		281.70		
Creative Services Lead				
Rahul Saini	17/02/2025	86.63	SP RIOT CREATPL	Citizenship purchase
Rahul Saini Total		86.63		
Catering Supervisor				
Sandra Arnold	6/02/2025	1,546.50	SP HEAR ROOM	new microphones ICity Kisok
Sandra Arnold Total		1,546.50		
Alliance Manager Customer Experience				
Siobhan Glynn	20/01/2025	377.3	CAMPAIGNMONITOR	Webbase software to produce e-newsletter
Siobhan Glynn	21/01/2025	105.9	REDBUBBLE	Stickers of Library Lovers Day
Siobhan Glynn	23/01/2025	34.9	EZ1*Cable Chick	Replacement cable for phone charging station
Siobhan Glynn	30/01/2025	158.78	SKEDDA.COM	Room Booking System for Library Meeting rooms
Siobhan Glynn	30/01/2025	3.97	INTNL TRANSACTION FEE	International Transaction Fee for Skedda
Siobhan Glynn	3/02/2025	17.96	FACEBK *KBCWJ8VV2	Advertising Library Events on Facebook
Siobhan Glynn	4/02/2025	31.68	FACEBK *HKP96KLYH2	Advertising Library Events on Facebook
Siobhan Glynn	4/02/2025	1045.37	WHEN I WORK, INC.	Online rostering system annual fee
Siobhan Glynn	4/02/2025	26.13	INTNL TRANSACTION FEE	International Transaction Fee for Wheniwork
Siobhan Glynn	7/02/2025	121.36	SP LOTSA LOLLIES	Assorted chocolates & Confectionery for Library Lovers Day
Siobhan Glynn	14/02/2025	4.8	Woolworths Online	Catering for Library Lovers Tour - 14 Feb 2025
Siobhan Glynn	14/02/2025	69	Woolworths Online	Catering for Library Lovers Tour - 14 Feb 2025
Siobhan Glynn Total		1,997.15		
Administration Support Officer Library				
Simon Tsen	21/01/2025	160.00	MONDAY.COM	ICT-MONDAY.COM MTHLY SUBSCRIPTION-JAN25-
Simon Tsen	28/01/2025	441.68	ATLASSIAN	ICT-ATLASSIAN GUARD MTHLY RENEWAL-JAN25
Simon Tsen	28/01/2025	11.04	INTNL TRANSACTION FEE	ICT-ATLASSIAN GUARD TRANSACTION FEE
Simon Tsen	3/02/2025	113.37	Google CLOUD H3XNHJ	CCU-GOOGLE CLOUD SUBSCRIPTION CHARGE-1JAN25-31JAN25
Simon Tsen	7/02/2025	29.00	OMNY STUDIO	ACH-OMNY STUDIO MONTHLY SUBSCRIPTION-FEB25
Simon Tsen	7/02/2025	447.98	MSFT * E0100V83YS	LMDRF-MICROSOFT AZURE SPONSORSHIP JAN25-FEB25
Simon Tsen	10/02/2025	68.00	MYOB AUSTRALIA	LMDRF-MYOB MONTHLY SUBSCRIPTION FEB25
Simon Tsen	10/02/2025	5.82	Microsoft-G077771138	ICT-MICROSOFT DEV TENANCY TEST 1JAN25-31JAN25-G077771138
Simon Tsen	10/02/2025	5.83	Microsoft-G077848752	ICT-MICROSOFT DEV TENANCY TEST 1JAN25-31JAN25-G077848752
Simon Tsen	11/02/2025	51.79	Ink Station	IA-SP-1097-100-10-10001-7246-BROTHER LABEL PRINTER REFILL FOR L.TATNALL
Simon Tsen	13/02/2025	500.00	Initial.C Technology P	ICT-MULTI SP-RICOH TONER FOR CORPORTAE MFP USE
Simon Tsen	13/02/2025	500.00	Initial.C Technology P	ICT-MULTI SP-RICOH TONER FOR CORPORTAE MFP USE
Simon Tsen	13/02/2025	927.00	Initial.C Technology P	ICT-MULTI SP-RICOH TONER FOR CORPORTAE MFP USE
Simon Tsen	13/02/2025	600.00	Initial.C Technology P	ICT-MULTI SP-RICOH TONER FOR CORPORTAE MFP USE
Simon Tsen	13/02/2025	600.00	Initial.C Technology P	ICT-MULTI SP-RICOH TONER FOR CORPORTAE MFP USE
Simon Tsen	13/02/2025	80.27	TEXT INC	CSC-CHATBOT.COM-BOTENGINE.AI-STARTER PLAN-FEB25
Simon Tsen	13/02/2025	2.01	INTNL TRANSACTION FEE	CSC-CHATBOT.COM-BOTENGINE.AI TRANSACTION FEE
Simon Tsen Total		4,543.79		
Service Support Analyst				
Grand Total		21,020.80		

15.3 Corporate Business Plan 2024/25-2027/28 Quarterly Progress Report 3

Responsible Officer	Wendy Attenborough – General Manager Corporate Services
Voting Requirements	Absolute Majority
Attachments	Attachment 15.3A – Corporate Business Plan 2024/25-2-27/28 Quarterly Progress Report 3

Purpose

The report provides Council with a progress update for the deliverables set out in the Corporate Business Plan 2024/25-2027/28. It covers activities during quarter 3 of the 2024/25 financial year, which covers 1 January to 31 March 2025.

Recommendation

That **Error! No document variable supplied.:**






1. ENDORSES the Corporate Business Plan 2024/25-2027/28 Quarterly Progress Report 3 for the period January to 31 March 2025, as contained in **Attachment A**.
2. APPROVES the amendment of the Corporate Business Plan 2024/25-2027/28 to remove the following deliverables:
 - a. Local Planning Scheme No. 3 – Formal consultation completed.
 - b. Local Planning Scheme No. 3 – Consideration of submissions commenced.
 - c. Proactive Tree Borer Management – Research project commenced and treatments applied, where viable.

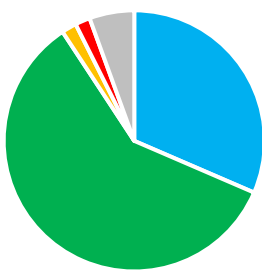
Background

1. Council adopted the Corporate Business Plan 2024/25-2027/28 (the CBP) at its Special Meeting held on 16 July 2024 (Council Resolution SCM-24/07-003).
2. The CBP establishes the City's priorities for the next four years, guided by the Strategic Community Plan 2022-2032 (Revised 2024). The first year of the plan, being the 2024/25 financial year, contains 54 deliverables.
3. The City reports to Council quarterly on the implementation of the CBP.
 - a. Council endorsed Quarterly Progress Report 1, which covered 1 July to 30 September 2024, at its Ordinary Meeting held on 29 October 2024 (Council Resolution OCM-24/10-015).
 - b. Council endorsed Quarterly Progress Report 2, which covered 1 October to 31 December 2024, at its Ordinary Meeting held on 10 February 2025 (Council Resolution OCM-25/02-012).


Discussion

4. The Quarterly Progress Report is provided in **Attachment A**. A summary of the report is provided below.
5. Of the 54 deliverables identified for FY2024/25:


a. 17 (31%) deliverables have been achieved	
b. 32 (59%) deliverables are on track	
c. 1 (2%) deliverable is on watch	
d. 1 (2%) deliverable is delayed	
e. 3 (6%) deliverables will not progress this year.	


6. The following eight deliverables were achieved during quarter 3:
 - a. Annual events program – Australia Day celebrations delivered
 - b. Annual events program – City of Lights program delivered
 - c. Annual events program – Birak Concert delivered
 - d. Hay Street two-way conversion – Draft concept plan for Elder Street to Thomas Street provided to Elected Members
 - e. Riverfront Master Plan – Community consultation commenced
 - f. Foreshore and river wall renewal – Construction of Claisebrook Cove river wall has achieved practical completion
 - g. Foreshore and river wall renewal – Construction of Heirisson Island river wall has achieved practical completion
 - h. Property Development Program – Feasibility assessment (study phase) for Rod Evans Complex Redevelopment completed and outcomes provided to Elected Members.
7. A further three deliverables were achieved immediately after the end of the quarter, through presentations to the Elected Member Engagement Session on 1 April. These deliverables will be reported as complete in the next quarterly report. They are:

- a. Main Street Enhancement Program – Draft concept plan for James Street upgrade provided to Elected Members
 - b. Property Development Program – Feasibility assessment (planning and analysis phase) for Gasworks/Padlock and Garage Car Park Redevelopment completed and outcomes provided to Elected Members
 - c. Property Development Program – Feasibility assessment (planning and analysis phase) for Fire Station Car Park Redevelopment completed and outcomes provided to Elected Members.
8. The following deliverable is reported as ‘on watch’ due to risks or issues associated with the project delivery, however the City is taking steps to return them to ‘on track’.

Project or program	Deliverables for 2024/25	Status	Progress comments
Contemporary Information Management	City Historic Records Review program completed (Year 3 of 3)	 On watch	The Records team is managing unprecedented requirements to meet business-as-usual needs and thus resources have been diverted towards maintaining statutory and regulatory obligations. The Historic Records Review has achieved 88.85% of its three-year target, with 721 boxes reviewed and 599 destroyed so far in 2024/25. Additional resources are being upskilled to assist the project through to completion.

9. The following deliverable is reported as ‘delayed’. Work has encountered significant challenges and is unlikely to be completed on schedule.

Project or program	Deliverables for 2024/25	Status	Progress comments
Core Technology Systems Transformation	Cloud-based financial and procurement systems upgrade completed	 Delayed	Implementation of the financial and procurement system upgrades has progressed to a readiness stage. However, the migration to the Cloud cannot occur until the new HRIS system is live. Finalisation of this project will be delayed until early 25/26 FY.

10. The following three deliverables will not progress this financial year due to factors outside the City’s control. It is recommended that Council approve its removal from the CBP deliverables for 2024/25.

Project or program	Deliverables for 2024/25	Status	Progress comments
Local Planning Scheme No. 3	Formal consultation completed	⊗ Will not progress	Progress on both deliverables has been impacted by factors outside the City's control. The City is awaiting approval from the State Government to commence consultation. A decision was expected in October but was not received and it is unlikely that the City will be able to commence consultation until later in 2025. Therefore, it is recommended that both deliverables be removed from the CBP for 2024/25. In the meantime, the City continues to focus on developing the supporting policies, with 19 local planning policies presented to Council for consideration so far.
	Consideration of submissions commenced	⊗ Will not progress	
Proactive Tree Borer Management (polyphagous shot-hole borer or PSHB)	Research project commenced and treatments applied, where viable	⊗ Will not progress	The research project has been stopped due to ongoing restrictions imposed by the Department of Primary Industries and Regional Development.

Consultation

11. Nil.

Decision Implications

12. Nil.

Strategic, Legislative and Policy Implications

Strategy	
Strategic Pillar (Objective)	A Well-Governed City
Related Documents (Issue Specific Strategies and Plans):	Strategic Community Plan – Articulates the community's vision for Perth. Corporate Business Plan – Sets out how the City will deliver the vision in the Strategic Community Plan.

Legislation, Delegation of Authority and Policy

Legislation:	<p>Section 2.7 of the <i>Local Government Act 1995</i> provides that Council is responsible for the performance of the local government's functions.</p> <p>Section 5.56 of the <i>Local Government Act 1995</i> requires a local government to plan for the future of the district.</p> <p>Regulation 19DA of the <i>Local Government (Administration) Regulations 1996</i> establishes the requirements for a Corporate Business Plan, including adoption and modification.</p>
Authority of Council/CEO:	<p>Under the Act and Regulations, the Council is responsible for the performance of the City's functions and setting the Corporate Business Plan. Accordingly, it is appropriate for Council to receive regular updates on the progress of this plan.</p> <p>Regulation 19DA(6) of the <i>Local Government (Administration) Regulations 1996</i> requires that a Corporate Business Plan, or modifications of such a plan, be considered and adopted by an absolute majority of Council.</p>
Policy:	Nil.

Financial Implications

13. Nil.

Further Information

14. Nil.

Council Resolution (OCM-25/04-010)

Mover: Councillor Catherine Lezer

Seconded: Councillor Steven Wellard

That Council:

1. ENDORSES the Corporate Business Plan 2024/25-2027/28 Quarterly Progress Report 3 for the period January to 31 March 2025, as contained in **Attachment A**.
2. APPROVES the amendment of the Corporate Business Plan 2024/25-2027/28 to remove the following deliverables:
 - a. Local Planning Scheme No. 3 – Formal consultation completed.
 - b. Local Planning Scheme No. 3 – Consideration of submissions commenced.
 - c. Proactive Tree Borer Management – Research project commenced and treatments applied, where viable.

CARRIED BY ABSOLUTE MAJORITY (8/0)

For : Deputy Lord Mayor Bruce Reynolds; Councillors Clyde Bevan, Raj Doshi, Liam Gobbert, David Goncalves, Viktor Ko, Catherine Lezer and Steven Wellard

Against : Nil

Corporate Business Plan

2024/25 – 2027/28



**CITY OF
PERTH**
City of Light

Quarterly Progress Report 3

1 January to 31 March 2025

Acknowledgement of
Traditional Custodians

The City of Perth kaditj kalyakool moondang-ak kaaradj midi boodjar-ak ngala nyininy, Whadjuk Nyoongar yoongar wer bandany Aboriginal yoongar yooarme boodjar-ool. Ngalang woola Boorloo wer Derbal Yerrigan kalyakoorl, wongin kadadjiny wer, wirn-yoodan. Ngalang kaditj Birdiya koora wer yeyi moondang-ak kaaradjiny.

The City of Perth acknowledges the traditional custodians of the land we are situated on, the Whadjuk people of the Nyoongar nation and Aboriginal people from other lands. We celebrate the continuing traditions, living culture, and the spiritual connection to Boorloo (Perth) and the Derbarl Yerrigan (Swan River). We offer our respects to Elders past and present.

Contents

The purpose of the quarterly report	3
Understanding the quarterly report	4
Progress during the quarter	5
Liveable	6
Sustainable	8
Prosperous	10
A Well-Governed City	11

The purpose of the quarterly report


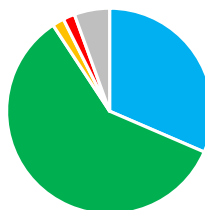
The quarterly report keeps Council and the community informed about the delivery of the City's Corporate Business Plan. It provides a progress update for each project and program and reports the status of each deliverable due in the first year of the plan. In addition to providing information, this provides Council with an opportunity to assess progress, ask questions and hold the City to account on its commitments.

Each report covers a quarter, or three months, of the financial year. This report is on activities during quarter 3 of FY2024/25, which covers 1 January to 31 March 2025.

Progress at a glance...

- ✓ 17 deliverables have been achieved (31%)
- 32 deliverables are on track (59%)
- 1 deliverable is on watch (2%)
- 1 deliverable is delayed (2%)
- ✗ 3 deliverables will not progress (6%)

Total deliverables: 54





Understanding the quarterly report

Traffic lights are used to show the status of each deliverable.

- ✓ **Achieved**
 Work towards the deliverable is complete or has reached practical completion. The deliverable is in use.
- **On track**
 Work towards the deliverable is progressing and is expected to be completed on schedule.
- **On watch**
 There is a risk that the deliverable may be delayed, but we are taking action to mitigate it and keep delivery on track.
- **Delayed**
 Work has encountered significant challenges and is unlikely to be completed on schedule.
- ✕ **Will not progress**
 The project will no longer progress due to factors outside of the City's control.

Progress during the quarter

Deliverables achieved

- ✓ Australia Day celebrations delivered
- ✓ City of Lights program delivered
- ✓ Birak Concert delivered
- ✓ Draft concept plan for Hay Street two-way conversion (Elder Street to Thomas Street) provided to Elected Members
- ✓ Riverfront Master Plan community consultation commenced

- ✓ Construction of Claisebrook Cove river wall has achieved practical completion
- ✓ Construction of Heirisson Island river wall has achieved practical completion


- ✓ Feasibility assessment (study phase) for Rod Evans Complex Redevelopment completed and outcomes provided to Elected Members

Deliverables on watch or delayed

- **City Historic Records Review program completed (Year 3 of 3)**
The Records team is managing unprecedented requirements to meet business-as-usual needs and thus resources have been diverted towards maintaining statutory and regulatory obligations. The Historic Records Review has achieved 88.85% of its three-year target, with 721 boxes reviewed and 599 destroyed so far in 2024/25. Additional resources are being upskilled to assist the project through to completion.
- **Cloud-based financial and procurement systems upgrade completed**
Implementation of the financial and procurement system upgrades has progressed to a readiness stage. However, the migration to the Cloud cannot occur until the new HRIS system is live. Finalisation of this project will be delayed until early FY2025/26.

Deliverables that will not progress this year

- ✗ **Local Planning Scheme No. 3 – Formal consultation completed**
- ✗ **Local Planning Scheme No. 3 – Consideration of submissions commenced**
Progress on both deliverables has been impacted by factors outside the City's control. The City is awaiting approval from the State Government to commence consultation. A decision was expected in October but was not received and it is unlikely that the City will be able to commence consultation until later in 2025. Therefore, it is recommended that both deliverables be removed from the CBP for 2024/25.
- ✗ **Proactive Tree Borer Management (PSHB) – Research project**
The research project has been paused parked due to ongoing restrictions imposed by the Department of Primary Industries and Regional Development. Therefore, it is recommended that the deliverable be removed from the CBP.



Liveable

Our community is safe, socially cohesive, inclusive and activated.

Project or program	Deliverables for 24/25	Status and target				Progress comments
		Q1	Q2	Q3	Q4	
Annual events program	Christmas celebrations delivered	●	●	-		Australia Day celebrations, Birak Concert and the final City of Lights shows were delivered during the quarter. Boorloo Heritage Festival will be delivered from 1-30 April, with over 100 activities on offer, including events with key partners North Metropolitan TAFE, Perth Mint, Theatre 180, the Art Deco Society of WA and Development WA.
	New Years Eve celebrations delivered	●	●	-		
	Australia Day celebrations delivered	●	●	●		
	City of Lights program delivered	●	●	●		
	Birak Concert delivered	●	●	●		
	Boorloo Heritage Festival delivered	●	●	●	●	
Community Infrastructure Plan	Service delivery model options provided to Elected Members	●	●	●	●	Research and analysis are complete. Delivery model options for community infrastructure are expected to be presented to Elected Members at an Engagement Session in April.
East Perth Community sport and recreation facility	Business Case provided to Elected Members	●	●	●	●	An architect has been appointed to prepare concept drawings. The business case is expected to be presented to Elected Members at an Engagement Session in June.
Hay Street two-way conversion	Construction of Bennett Street to Victoria Avenue has achieved practical completion	●	●	●	●	Construction of Bennett/Victoria continues as planned and continuous engagement with businesses is being undertaken. A tender has been advertised for the detailed design for William/Elder and work is expected to commence in quarter 4. Draft concept plan for Elder/Thomas was presented to Elected Members at the Engagement Session on 11 March 2025.
	Detailed design of William Street to Elder Street commenced	●	●	●	●	
	Draft concept plan for Elder Street to Thomas Street provided to Elected Members	●	●	●		

Project or program	Deliverables for 24/25	Status and target				Progress comments
		Q1	Q2	Q3	Q4	
Noise Management	Community consultation completed	●	●	●	☑	Community consultation was undertaken from 18 February to 17 March. Analysis of submissions is underway and will inform the finalisation of the guidelines during quarter 4.
	Noise compliance guidelines developed	●	●	●	☑	
Riverfront Markets	Feasibility assessment completed and outcomes provided to Elected Members	●	●	-		Council approved a six-week trial at its Ordinary Meeting held on 19 November 2024 (Council Resolution OCM-24/11-003). The trial is underway, with the Barrak Square Markets running every Saturday from 16 March to 20 April.
Riverfront Masterplan	Final masterplan provided to Elected Members	●	-	-		Council endorsed the draft masterplan for the purposes of public consultation at its Ordinary Meeting held on 27 August 2024 (Council Resolution OCM-24/08-007). Community consultation commenced on 24 March and will be open for six weeks through the Engage Perth website.
	Community consultation commenced	●	●	●		
Safer City	Review of community safety services and systems completed and outcomes provided to Elected Members	●	●	●	☑	The outcomes of the review are being finalised and are expected to be presented to Elected Members at an Engagement Session in May.
Supreme Court Gardens upgrade	Detailed design completed	●	●	●	☑	Detailed design is progressing well and scheduled for completion in quarter 4.




Sustainable

We have a healthy environment where nature, social and economic systems are in balance.

Project or program	Deliverables for 24/25	Status and target				Progress comments
		Q1	Q2	Q3	Q4	
Electric vehicle infrastructure	Upgrade of charging stations in off-street car parks 50% completed	●	●	●	☑	Charging stations at Council House and the Works Depot were installed during quarter 1 and commissioning is now complete. Work towards upgrading charging station in off-street carparks will begin in April.
	Charging stations installed at Council House	☑	-	-		
	Charging stations installed at Works Depot	☑	-	-		Results of the community needs study are expected to be presented to Elected Members at an Engagement Session in May.
	Results of Electric Vehicle Community Needs study provided to Elected Members	●	●	●	☑	
Foreshore and river wall renewal	Construction of Claisebrook Cove river wall has achieved practical completion	●	●	☑		Both projects achieved practical completion during the quarter.
	Construction of Heirisson Island river wall has achieved practical completion	●	●	☑		
Local Planning Scheme No. 3	Formal consultation completed	●	●	✕	○	<p>Progress on both deliverables has been impacted by factors outside the City's control. The City is awaiting approval from the State Government to commence consultation. A decision was expected in October but was not received and it is unlikely that the City will be able to commence consultation until later in 2025. Therefore, it is recommended that both deliverables be removed from the CBP for 2024/25.</p> <p>In the meantime, the City continues to focus on developing the supporting policies, with 19 local planning policies presented to Council for consideration so far.</p>
	Consideration of submissions commenced	●	●	✕	○	
Main Street Enhancement Program	Draft concept plan for James Street upgrade provided to Elected Members	●	●	●	☑	A draft concept plan is scheduled to be presented to Elected Members at the Engagement Session on 1 April.

Project or program	Deliverables for 24/25	Status and target				Progress comments
		Q1	Q2	Q3	Q4	
Proactive Tree Borer Management (polyphagous shot-hole borer or PSHB)	Research project commenced and treatments applied, where viable	●	●	⊗		<p>The City's proactive inspection program continues. Over 2,000 ground inspections and 290 aerial inspections have been completed this financial year, with 52 suspected infestations identified. The City has also deployed over 150 tracks at various locations across the city, which are inspected fortnightly. While only two infested trees have been removed, an estimated 2,290 square metres of tree canopy have been lost since 2022.</p> <p>The research project has been paused parked due to ongoing restrictions imposed by the Department of Primary Industries and Regional Development. Therefore, it is recommended that the deliverable be removed from the CBP.</p>
	Proactive inspection and tree vitality programs underway	✓	-	-		
Public Toilets	Mardalup Park new public toilet design is completed	●	●	●	✓	Concept design for Mardalup Park is complete and the final design is expected to be completed in June.
	Central Perth new public toilet facility design is completed	●	●	●	✓	Design for Central Perth is nearing completion.
Towards 2036	Outcome of review and analysis provided to Elected Members	●	●	●	✓	The Towards 2036 Report Card was presented to Elected Members at the Engagement Session on 11 March and stakeholder engagement is now underway. The final report is expected to be presented to Elected Members during quarter 4.
Urban Forest Street & Parkland Tree Audit	Data collection and analysis completed	●	●	●	✓	Data collection and analysis is ongoing. Crawley, West Perth and Northbridge are complete, while East Perth, Claisebrook and Central Perth are underway. The final audit report is expected in April.
	Final audit report completed	●	●	●	✓	
Urban Greening	City of Perth Tree Month events delivered	●	●	●	✓	Preparations for Tree Month May 2025 are underway.
	Annual planting program completed	●	●	●	✓	The planting program is ongoing, with preparations underway for the 2025 program.



Prosperous

We are a successful, flourishing and thriving city.















Project or program	Deliverables for 24/25	Status and target				Progress comments
		Q1	Q2	Q3	Q4	
2 Plain Street Redevelopment	Masterplan public consultation finalised	●	●	●	☑	Public consultation commenced in February and concluded on 12 March. Outcomes are expected to be finalised and presented to Elected Members during quarter 4.
Parking Services business improvements	Technology Replacement Plan developed for boom gated car parks	●	●	●	☑	The Technology Replacement plan has been drafted and is progressing through internal approvals. The CPP branch refresh is ongoing and expected to be completed in June.
	CPP brand refresh completed	●	●	●	☑	
Pier Street Retail Enhancement	Detailed design completed	●	●	-		Detailed design is complete and procurement for construction has begun, with works expected to commence during quarter 4.
	Construction commenced	●	●	●	☑	
Property Development Program	Feasibility assessment (study phase) for Rod Evans Complex Redevelopment completed and outcomes provided to Elected Members	●	●	●		The feasibility assessment for the Rod Evans Complex Redevelopment were presented to Elected Members at the Engagement Session on 4 March.
	Feasibility assessment (planning and analysis phase) for Gasworks/Padlock and Garage Car Park Redevelopment completed and outcomes provided to Elected Members	●	●	●	☑	Gasworks/Padlock and Garage Car Park Redevelopment and Fire Station Car Park are expected to be presented to Elected Members at an Engagement Session in April.
	Feasibility assessment (planning and analysis phase) for 18 Stirling Street, Perth Redevelopment completed and outcomes provided to Elected Members	●	●	●	☑	The feasibility assessment for 18 Stirling Street is expected to be presented to Elected Members at an Engagement Session later in quarter 4.
	Feasibility assessment (planning and analysis phase) for Fire Station Car Park Redevelopment completed and outcomes provided to Elected Members	●	●	●	☑	



A Well-Governed City

We are an efficient and professional organisation committed to accountability, integrity and respect.

Project or program	Deliverables for 24/25	Status and target				Progress comments
		Q1	Q2	Q3	Q4	
Asset maintenance and renewal	At least 80% of the 24/25 capital design program completed	●	●	●	✓	Capital design program: 69% complete. Six projects are complete and the remaining projects are underway. Capital works program: 70% complete. 17 projects are complete and 12 are underway. Construction is scheduled for all remaining projects. Lighting program: 70% complete. Construction activities have commenced for 90% of the sites, with work at the remaining sites scheduled to commence in April.
	At least 80% of the 24/25 capital works program completed	●	●	●	✓	
	At least 80% of the 24/25 lighting program completed	●	●	●	✓	
Contemporary Information Management	City Historic Records Review program completed (Year 3 of 3)	●	●	●	✓	The Records team is managing unprecedented requirements to meet business-as-usual needs and thus resources have been diverted towards maintaining statutory and regulatory obligations. The Historic Records Review has achieved 88.85% of its three-year target, with 721 boxes reviewed and 599 destroyed so far in 2024/25. Additional resources are being upskilled to assist the project through to completion. Work on stage 1 of the Records and Information Management program is on track for completion in June.
	Records and Information Management modernisation program - Stage 1 completed	●	●	●	✓	

Project or program	Deliverables for 24/25	Status and target				Progress comments
		Q1	Q2	Q3	Q4	
Core Technology Systems Transformation	Cloud-based human resources information system upgrade completed					The Project Steering Committee for the human resources information system upgrade has approved a revised schedule and the project is tracking to schedule. Implementation of the financial and procurement system upgrades has progressed to a readiness stage. However, the migration to the Cloud cannot occur until the new HRIS system is live. Finalisation of this project will be delayed until early FY2025/26. The annual technology program is progressing on schedule.
	Cloud-based financial and procurement systems upgrade completed					
	Annual technology program completed					
Council House end of trip facilities	Detailed design completed			-		Detailed design is complete and procurement for construction is underway.

16. Engagement and Activations Alliance Reports

Nil.

17. Chief Executive Officer Reports

Nil.

18. Committee Reports

18.1 Appointment of Presiding and Deputy Presiding Member - CEO Performance Review Committee

Responsible Officer	Michelle Reynolds – Chief Executive Officer
Voting Requirements	Absolute Majority
Attachments	Nil.

Purpose

For Council to consider:

- Appointing a Presiding and Deputy Presiding Member to the Chief Executive Officer Performance Review (CEOPR) Committee following amendments to the *Local Government Act 1995*; and
- Appointing a new member to the CEOPR Committee to fill the vacancy of former Lord Mayor Basil Zempilas.

Recommendation

That Council:

1. ACKNOWLEDGES the continuing establishment of the Chief Executive Officer Performance Review Committee under Section 5.8 of the *Local Government Act 1995*.
2. APPOINTS the following Chief Executive Officer Performance Review Committee Member as Presiding Member:

Council Member Name	Term Expiry
Cr Clyde Bevan	18 October 2025

3. APPOINTS the following Chief Executive Officer Performance Review Committee Member as Deputy Presiding Member:

Member Name	Term Expiry
Cr Raj Doshi	18 October 2025

4. APPOINTS the following council member as Member of the CEOPR Committee:

Member Name	Term Expiry
Cr Steven Wellard	18 October 2025

Background

1. The CEOPR Committee was established by Council on 4 June 2013 under Section 5.8 of the *Local Government Act 1995* (the Act).
2. The current membership of the CEOPR Committee is as follows:

Council Member	Position	Term Expiry
Vacant	Presiding Member	18 October 2025
Cr Clyde Bevan	Deputy Presiding Member	18 October 2025
Cr Raj Doshi	Member	18 October 2025
Cr David Goncalves	Member	18 October 2025
Deputy Lord Mayor Bruce Reynolds	Member	18 October 2025

3. The [Committees, Sessions and External Bodies Register](#) (adopted by Council on 25 October 2023) contains the Terms of Reference for the CEOPR Committee which states the current membership and training requirements.
4. In summary, the Terms of Reference requirements are:
 - a. The Committee will be comprised up to five (5) elected members which will include the Lord Mayor;
 - b. There are no external independent members of the Committee; and
 - c. Members of the Committee will be required to undertake CEO Performance Review Training facilitated by WALGA within six (6) months of their appointment to the Committee.

Discussion

5. The Act was amended on 7 December 2024 by the *Local Government Amendment Act 2024*, which has made changes to the way in which Committees are established, and the way in which Presiding and Deputy Presiding Members are appointed to their positions on Council Committees.
6. Previously, Presiding and Deputy Presiding Members were required to be **elected** to their positions by the Committee. However, following recent amendments, section 5.12 of the Act now states that a member of the Committee must be **appointed** to the position of Presiding Member by Council (absolute majority required).
7. This section also states that a member of the Committee may also be appointed to the position of Deputy Presiding Member by Council (absolute majority required).
8. Local governments must appoint their presiding members under new section 5.12(1) no later than 1 July 2025.
9. Cr Bevan has been presiding at the most recent meetings in the absence of the former Lord Mayor and it is recommended for consistency and given the short term left to serve, that Councillor Clyde Bevan be appointed as the Presiding Member of the CEOPR Committee.
10. There is currently also a vacancy on this Committee following the former Lord Mayors departure and Council can chose to appoint another council member to this Committee to fill the vacant position or to leave it vacant until October.

Consultation

11. Nil.

Decision Implications

12. If the Committee supports the recommendation and it is approved by Council, the City will meet the new legislative requirements relating to the CEOPR Committee.

Strategic, Legislative and Policy Implications

Strategy	
Strategic Pillar (Objective)	A Well-Governed City
Related Documents (Issue Specific Strategies and Plans):	Committees, Sessions and External Bodies Register.

Legislation, Delegation of Authority and Policy	
Legislation:	<i>Local Government Act 1995</i> – provides the legislative requirements of the CEOPR Committee <i>Local Government Amendment Act 2024</i> – provides the legislative changes to the Act which affect the CEOPR Committee.
Authority of Council/CEO:	Council is required to appoint a presiding member to the CEOPR Committee and may appoint a deputy presiding member – absolute majority required for both.
Policy:	Nil.

Financial Implications

13. Nil.

Further Information

14. Nil.

Council Resolution (OCM-25/04-011)

Mover: Councillor Clyde Bevan

Seconded: Councillor Raj Doshi

That Council:

1. ACKNOWLEDGES the continuing establishment of the Chief Executive Officer Performance Review Committee under Section 5.8 of the *Local Government Act 1995*.
2. APPOINTS the following Chief Executive Officer Performance Review Committee Member as Presiding Member:

Council Member Name	Term Expiry
Cr Clyde Bevan	18 October 2025

3. APPOINTS the following Chief Executive Officer Performance Review Committee Member as Deputy Presiding Member:

Member Name	Term Expiry
Cr Raj Doshi	18 October 2025

4. APPOINTS the following council member as Member of the CEOPR Committee:

Member Name	Term Expiry
Cr Steven Wellard	18 October 2025

CARRIED BY ABSOLUTE MAJORITY (8/0)

For : Deputy Lord Mayor Bruce Reynolds; Councillors Clyde Bevan, Raj Doshi, Liam Gobbert, David Goncalves, Viktor Ko, Catherine Lezer and Steven Wellard

Against : Nil

19. Motions of which Previous Notice has been Given

Councillor David Goncalves disclosed an Impartiality Interest in Item 19.1 (as detailed at Item 5).

19.1 Notice of Motion – Safety and Security Wellington Square

The following Notice of Motion was submitted in accordance with clause 4.12 of the *Standing Orders Local Law 2009*.

Councillor	Councillor Catherine Lezer
Date Received	31 March 2025
Motion	<p>That Council <u>REQUESTS</u> the CEO:</p> <ol style="list-style-type: none"> 1. To conduct a safety assessment and review of the recent upgrade against the original intent of the Wellington Square Masterplan. The assessment will specifically focus on the following: <ol style="list-style-type: none"> a. the safety performance of the space, with a focus on how the design and improvements reinforce safety principles. b. using an evidence-based approach, examine the effectiveness of the design in promoting a safe environment, identifying potential safety risks, and evaluating how well the improvements contribute to creating a secure, accessible, and inclusive public space. c. include recommendations for any necessary design adjustments or enhancements to further improve safety and address identified issues. 2. Present the results of the safety assessment in a report at the December 2025 Elected Member Engagement Session.
Reasons Provided	<p>The Wellington Square Masterplan was completed in 2018/2019 following an extensive community and stakeholder engagement process which informed safety, cultural heritage, amenity and activation considerations of the design response. The final masterplan was realised through the upgrade of the square in 2021. Given the timeframe that has transpired since the design was prepared and implemented, it is appropriate for a review to be undertaken to assess the extent to which the outcomes have responded to the design principles, specifically as they relate to safety. This would include an assessment of the design with respect to passive surveillance, effective sightlines, crime prevention, activation, and event programming.</p>

Administration Response to Notice of Motion

Responsible Officer	Maria Cooke – General Manager Planning and Sustainability
Voting Requirements	Absolute Majority
Attachments	Nil.

Discussion

1. The City conducted a comprehensive stakeholder and community consultation throughout the masterplan process, engaging over 2,000 individuals to ensure a diverse range of voices were heard. This engagement aimed to shape a contemporary park based on best practice that supports a variety of community activities. Given the time that has passed since the upgrade was completed, it's important to assess whether the project outcomes align with the original design intent, particularly in terms of safety.
2. This assessment will specifically evaluate how the design of Wellington Square has performed in reinforcing key safety principles. The assessment will focus on aspects such as passive surveillance, sightlines, crime prevention, and overall activation, using an evidence-based approach to identify any potential risks. The goal is to evaluate how well the design fosters a secure, accessible, and inclusive environment for all users, while promoting safety. Playground (and overall park) usage is clearly influenced by weather and school holidays, so the later we schedule this, the better our data will be.
3. The safety assessment will provide recommendations for any necessary design adjustments or enhancements to improve safety and address identified issues. It will ensure the space continues to support community well-being and inclusivity.
4. This review aligns with the Council's ongoing commitment to maintaining a safe, accessible, and vibrant public space that responds to the needs and aspirations of the community, ensuring Wellington Square remains a secure and welcoming environment for all to enjoy.
5. Whilst it is possible for a detailed safety assessment to be undertaken, there is a cost and an impact to the City. Currently the City Transport and Urban Design function is leading the preparation of a number of design projects to meet the requirements of the Corporate Business Plan, with milestones to be achieved by mid-2025. These items include:
 - i. The Hay Street Two Way Conversion
 - ii. Riverfront Masterplan
 - iii. James Street Revitalisation
 - iv. Towards 2036
 - v. Expansion of 40 km/hr speed zone s
 - vi. E scooter share scheme roll out
6. Resources are currently stretched to meet these priorities within the existing operational budget and timeframe. On this basis it is requested that should this motion be supported that additional funds be allocated to support the delivery of the feasibility.
7. Overall park usage is significantly influenced by weather conditions and school holiday periods. Therefore, scheduling the data collection to late Spring is likely to yield more representative and comprehensive results than undertaking the assessment in Winter.

Decision Implications

8. If Council supports the motion, funding is to be allocated to the sum of \$30,000 to prepare an assessment and present back to Elected Members in November 2025
9. If Council does not support the motion, the assessment will not be prepared and presented back to Elected Members.

Strategic, Legislative and Policy Implications

Strategic Community Plan	
Strategic Pillar (Objective)	Liveable
Related Documents (Issue Specific Strategies and Plans):	Wellington Square Masterplan 2018 Urban Greening Strategy 2023 - 2036 Open Space Plan Walking in the City Plan 2025-2036 Strategic Community Plan 2022-2023 Local Planning Strategy 2023 Economic Development Strategy 2022 - 2032 Sustainability Strategy 2022-2032 Disability Access and Inclusion Plan 2021 – 2025 Public Lighting Framework - 2019 Walking in the City Plan 2025-2035

Legislation, Delegation of Authority and Policy	
Legislation:	Aboriginal Heritage Act 1972 section 18
Authority of Council/CEO:	Council approval required to progress Notice of Motion
Policy:	Nil.

Financial Implications

10. The financial implications of the recommendation(s) will require expenditure, as an unbudgeted item.

Further Information

11. Nil.

Council Resolution (OCM-25/04-012)

Mover: Councillor Catherine Lezer

Seconded: Councillor Raj Doshi

That Council REQUESTS the CEO:

1. To conduct a safety assessment and review of the recent upgrade against the original intent of the Wellington Square Masterplan. The assessment will specifically focus on the following:
 - a. the safety performance of the space, with a focus on how the design and improvements reinforce safety principles.
 - b. using an evidence-based approach, examine the effectiveness of the design in promoting a safe environment, identifying potential safety risks, and evaluating how well the improvements contribute to creating a secure, accessible, and inclusive public space.
 - c. include recommendations for any necessary design adjustments or enhancements to further improve safety and address identified issues.
2. Present the results of the safety assessment in a report at the December 2025 Elected Member Engagement Session.

CARRIED BY ABSOLUTE MAJORITY (8/0)

For: Deputy Lord Mayor Bruce Reynolds; Councillors Clyde Bevan, Raj Doshi, Liam Gobbert, David Goncalves, Viktor Ko, Catherine Lezer and Steven Wellard

Against: Nil.

Councillor David Goncalves disclosed an Impartiality Interest in Item 19.2 (as detailed at Item 5).

19.2 Notice of Motion - Activating Wellington Park

The following Notice of Motion was submitted in accordance with clause 4.12 of the *Standing Orders Local Law 2009*.

Councillor	Councillor Raj Doshi
Date Received	9 April 2025
Motion	<p>That Council <u>REQUESTS</u> the CEO:</p> <ol style="list-style-type: none"> 1. Develop a comprehensive activation plan for Wellington Square ahead of the 2025/26 Summer Season which explores incentives for event organisers, city grants, and sponsorship opportunities while inviting new and innovative strategies for activating the park. 2. Present the activation plan to an Elected Member Engagement Session by September 2025.
Reasons Provided	<p>During our recent community session on Monday, it became clear that activating Wellington Square is crucial for multiple reasons. Enhanced passive surveillance through increased usage at various times of the day and night is a significant advantage. We've witnessed this firsthand with successful events like Holli, numerous community gatherings, and our recent markets, all of which have drawn vibrant crowds and fostered an engaged community.</p> <p>Increasing the number of events in the City will not only boost foot traffic but also promote a more vibrant atmosphere. This facilitates connections among local residents and visitors, particularly during the summer and shoulder seasons (September – March), when community engagement is essential.</p>

Administration Response to Notice of Motion

Responsible Officer	Andrew Lane – General Manager Engagement and Activation
Voting Requirements	Simple Majority
Attachments	Nil.

Discussion

1. The 2025 Events Strategy outlines the City's vision to facilitate, support and deliver great opportunities throughout the year for community interaction and enjoyment.
2. Events encourage the use of local areas and promote a more vibrant and activated City that facilitates connection between local community members and visitors.
3. The administration supports this Notice of Motion to develop an activation plan to activate Wellington Square ahead of the 2025/26 Summer Season to explore incentives for event organisers through City grants, and sponsorship opportunities while inviting new and innovative approaches for activating the park.
4. The City is always seeking to develop levers to enable it to activate the city and support event organisers to hold their events.
5. Holding additional events in the city increases foot traffic which boosts visitation and exposure to local businesses in that area and encourages wider exploration of the city.
6. Should Council support this notice of motion, the administration will present an activation plan for Wellington Square back to an Elected Member Engagement Session by September 2025.

Decision Implications

7. If Council supports this recommendation, then the CEO may, under current delegated authority, include fee reductions/fee, waivers as part of future activation plans.

Strategic, Legislative and Policy Implications

Strategic Community Plan	
Strategic Pillar (Objective)	Liveable
Related Documents (Issue Specific Strategies and Plans):	Events Strategy Events Plan

Legislation, Delegation of Authority and Policy	
Legislation:	Nil.
Authority of Council/CEO:	The CEO has authority to waive fees and charges under current delegation.
Policy:	Nil.

Financial Implications

8. Nil.

Further Information

9. Nil.

Council Resolution (OCM-25/04-013)

Mover: Councillor Raj Doshi

Seconded: Councillor Clyde Bevan

That Council REQUESTS the CEO:

1. Develop a comprehensive activation plan for Wellington Square ahead of the 2025/26 Summer Season which explores incentives for event organisers, city grants, and sponsorship opportunities while inviting new and innovative strategies for activating the park.
2. Present the activation plan to an Elected Member Engagement Session by September 2025.

CARRIED UNOPPOSED (8/0)

For : Deputy Lord Mayor Bruce Reynolds; Councillors Clyde Bevan, Raj Doshi, Liam Gobbert, David Goncalves, Viktor Ko, Catherine Lezer and Steven Wellard

Against : Nil

6:05pm Councillor Catherine Lezer disclosed a Proximity Interest in Item 19.3 (as detailed at Item 5), and departed the meeting accordingly.

Councillor David Goncalves disclosed an Impartiality Interest in Item 19.3 (as detailed at Item 5).

19.3 Notice of Motion - City of Perth Public Park Seasonal Visitor Usage & Community Safety

The following Notice of Motion was submitted in accordance with clause 4.12 of the *Standing Orders Local Law 2009*.

Councillor	Councillor Steve Wellard
Date Received	10 April 2025
Motion	<p>That Council <u>REQUESTS</u> the CEO:</p> <ol style="list-style-type: none"> 1. To engage with an appropriate research entity to assist the city to develop a better understanding of seasonal visitor usage across public parks with a view to; <ol style="list-style-type: none"> a. Improving collaborative management responses; b. Reducing the social impact of such usage; c. Implementing lessons learnt from other jurisdictions managing similar usage; and d. Sharing appropriate data reporting to help build community inclusion and safety perceptions 2. To investigate a trial deployment of appropriate mobile sound level monitoring equipment in the public realm to enhance community amenity and to complement existing visual surveillance technology 3. To undertake an assessment of the City's community safety campaign that encourages the reporting of antisocial behaviour and related issues. The assessment should consider the campaigns effectiveness and its impact on reporting behaviour, with a view to enhancing future engagement and education efforts that support a safer and more informed community. 4. Prepare a report on the findings of items 1, 2 & 3 above be presented to Council at an EMES prior to the start of the 2025/26 summer visitor season so that proactive measures can be agreed and implemented.
Reasons Provided	<p>As a result of the City of Perth's leadership in organising and hosting the East Perth Community Forum on Monday 31st March 2025, tangible measures have been put in place by WAPOL of immediate effect and benefit to the residents & visitors to East Perth, in particular Wellington Square & Victoria Gardens. These measures are very much appreciated although temporary by design. A feedback theme that resonated strongly at the forum is that the public park seasonal visitors & community safety is not a recent issue, but one that has occurred almost annually for many years. That work must be done during winter to help break this cycle with proactive measures designed to establish support services & community safety measures ahead of the expected</p>

	summer migration. This NOM builds on the leadership shown at the forum to start working on long term sustainable measures to balance the needs of our seasonal visitors with those of our long term resident's right to a safe & healthy place to live, work & pla
--	--------------------------------------------------------------------------------------------------------------------------------------------------------------------------------------------------------------------------------------------------------------------

Administration Response to Notice of Motion

Responsible Officer	Wendy Attenborough – General Manager Corporate Services
Voting Requirements	Simple Majority
Attachments	Nil.

Discussion

1. Regarding item 1 of this NOM (engaging with a research entity)

The City has already commenced discussions with a suitable research entity to undertake this work.

2. Regarding item 2 of this NOM (trial deployment of appropriate mobile sound level monitoring equipment)

The City has initiated preliminary investigations into the trial deployment of sound level monitoring equipment in the public realm. This includes consideration of the relevant legal, technical, cost, and logistical requirements and what benefits or otherwise can be realized.

The purpose of the proposed sound monitoring in the public realm is to support information sharing with WA Police in relation to anti-social behaviour.

Any sound monitoring activity that may occur will need to be conducted in accordance with the following legislation:

- *Environmental Protection (Noise) Regulations 1997* (WA)
- *Surveillance Devices Act 1998* (WA)
- *Privacy Act 1988* (Cth), including relevant new provisions introduced under the *Privacy and Responsible Information Sharing Act 2024* (WA)

3. Regarding item 3 of this NOM (assessment of the City's community safety campaign that encourages the reporting of antisocial behaviour and related issues)

The City will review the current community safety campaign with a view to evolving it. The review will be research-based to gain a better understanding of what residents and businesses across the City need to know and the best way to reach them in relation to these issues.

4. Regarding part 4 of this NOM (report on the findings of items 1, 2 and 3)

Items in this Notice of Motion that are supported by Council are intended to be reported at an Elected Members Engagement Session in October 2025, subject to scheduling availability, as part of preparations for the upcoming summer.

Decision Implications

5. If Council supports the motion, the Administration will continue to work on the actions in this Notice of Motion and a report provided in an Elected Members Engagement Session in October 2025, subject to scheduling availability, as part of preparations for the upcoming summer season.
6. If Council does not support the motion, work will cease on the actions requested in this Notice of Motion.

Strategic, Legislative and Policy Implications

Strategic Community Plan	
Strategic Pillar (Objective)	Liveable
Related Documents (Issue Specific Strategies and Plans):	Wellington Square Masterplan 2018

	<p>Urban Greening Strategy 2023 - 2036</p> <p>Open Space Plan</p> <p>Walking in the City Plan 2025-2036</p> <p>Strategic Community Plan 2022-2023</p> <p>Local Planning Strategy 2023</p> <p>Economic Development Strategy 2022 - 2032</p> <p>Sustainability Strategy 2022-2032</p> <p>Disability Access and Inclusion Plan 2021 – 2025</p> <p>Public Lighting Framework - 2019</p> <p>Walking in the City Plan 2025-2035</p>
--	-------------------------------------------------------------------------------------------------------------------------------------------------------------------------------------------------------------------------------------------------------------------------------------------------------------------------------------------------------------------------------------------------------------------------------

Legislation, Delegation of Authority and Policy	
Legislation:	<p><i>Aboriginal Heritage Act 1972 (WA), Section 18</i></p> <p><i>Environmental Protection (Noise) Regulations 1997 (WA)</i></p> <p><i>Surveillance Devices Act 1998 (WA)</i></p> <p><i>Privacy Act 1988 (Cth)</i></p> <p><i>Privacy and Responsible Information Sharing Act 2024 (WA)</i></p>
Authority of Council/CEO:	Council approval required to progress Notice of Motion.
Policy:	Nil.

Financial Implications

7. An amount of \$300,000 has been allocated in the 2025/26 budget for implementation of actions from the Community Safety review and actions from this and other Notices of Motion related to Wellington Square.
8. However, the administration will also need to consider the actions holistically once costs have been determined for all of these actions (e.g. the community safety campaign is estimated to potentially cost between \$60,000 and \$70,000).

Further Information

9. Nil.

Council Resolution (OCM-25/04-014)

Mover: Councillor Steven Wellard

Seconded: Councillor Liam Gobbert

That Council REQUESTS the CEO:

1. To engage with an appropriate research entity to assist the city to develop a better understanding of seasonal visitor usage across public parks with a view to;
 - a. Improving collaborative management responses;
 - b. Reducing the social impact of such usage;
 - c. Implementing lessons learnt from other jurisdictions managing similar usage; and
 - d. Sharing appropriate data reporting to help build community inclusion and safety perceptions
2. To investigate a trial deployment of appropriate mobile sound level monitoring equipment in the public realm to enhance community amenity and to complement existing visual surveillance technology
3. To undertake an assessment of the City's community safety campaign that encourages the reporting of antisocial behaviour and related issues. The assessment should consider the campaigns effectiveness and its impact on reporting behaviour, with a view to enhancing future engagement and education efforts that support a safer and more informed community.
4. Prepare a report on the findings of items 1, 2 & 3 above be presented to Council at an EMES prior to the start of the 2025/26 summer visitor season so that proactive measures can be agreed and implemented.

CARRIED UNOPPOSED (8/0)

For: Deputy Lord Mayor Bruce Reynolds; Councillors Clyde Bevan, Raj Doshi, Liam Gobbert, David Goncalves, Viktor Ko, Catherine Lezer and Steven Wellard

Against: Nil.

6:12pm Councillor Catherine Lezer returned to the meeting prior to Item 20.

20. Matters for which the meeting may be closed

In accordance with Section 5.23(2)(a) of the Local Government Act 1995, the following Item 20.1 and its attachments are confidential.

20.1 CEO Key Performance Indicators Update Report - Q3 2024/25 (1 January - 31 March 2025)

Responsible Officer	Michelle Reynolds – Chief Executive Officer
Voting Requirements	Simple Majority
Attachments	Attachment 20.1A – CEO Key Performance Indicators for 2024/2025 Attachment 20.1B – 2024-25 CEO KPI Quarterly Update Report - Q3 2024-25 - 1 January 2025 to 31 March 2025 Attachment 20.1C – Corporate Business Plan 2024/25-2027/28 Quarterly Progress Report 3 - ABS/OCM Report

Council Resolution (OCM-25/04-015)

Mover: Deputy Lord Mayor Bruce Reynolds

Seconded: Councillor Clyde Bevan

That Council ENDORSES the Q3 2024/25 (1 January - 31 March 2025) CEO KPI update report on the progress of the CEO's key performance indicators, as shown in **Attachment B**.

CARRIED EN BLOC (8/0)

For : Deputy Lord Mayor Bruce Reynolds; Councillors Clyde Bevan, Raj Doshi, Liam Gobbert, David Goncalves, Viktor Ko, Catherine Lezer and Steven Wellard

Against : Nil

21. Urgent Business

Nil.

22. Closure

There being no further business, the Presiding Member declared the meeting closed at 6:.