



City of **Perth**

Agenda

Ordinary Council Meeting

27 June 2023

Notice of Meeting

To the Lord Mayor and Councillors

The next Ordinary Council Meeting will be held on Tuesday, 27 June 2023 in the Council Chamber, Level 9, 27 St Georges Terrace, Perth commencing at 5:00pm.

Michelle Reynolds

Chief Executive Officer

23 June 2023

Information

This information is provided on matters which may affect members of the public. If you have any queries on procedural matters, please contact a member of the City's Governance team via governance@cityofperth.wa.gov.au.

Question Time for the Public

An opportunity is available at Council meetings for members of the public to ask a question about any issue relating to the City. This time is available only for asking questions and not for making statements. Complex questions requiring research should be submitted as early as possible to allow the City time to prepare a response.

The Presiding Person may nominate a member of staff to answer the question and may also determine that any complex question requiring research be answered in writing. No debate or discussion can take place on any question or answer.

To ask a question, please complete the Public Question Time form available on the City's website www.perth.wa.gov.au/council/council-meetings.

Disclaimer

Members of the public should note that in any discussion during a meeting regarding any item, a statement or indication of approval by any council member, committee member or officer of the City is not intended to be, and should not be taken as, notice of approval from the City. No action should be taken on any item discussed at a meeting of a Committee prior to written advice on the Committee or Council's resolution being received.

Any plans or documents contained in these minutes may be subject to copyright law provisions (*Copyright Act 1968*, as amended) and the express permission of the copyright owner(s) should be sought prior to their reproduction.

Table of Contents

1.	Declaration of Opening.....	5
2.	Acknowledgement of Country/Prayer.....	5
3.	Attendance	5
3.1	Apologies.....	5
3.2	Leave of Absence	5
3.3	Applications for Leave of Absence	5
4.	Announcements by the Lord Mayor.....	5
5.	Disclosures of Interests.....	5
6.	Public Participation	5
6.1	Public Questions.....	5
7.	Confirmation of Minutes	5
8.	Questions by Members which due Notice has been Given.....	5
9.	Correspondence	5
10.	Petitions.....	5
11.	Planning and Economic Development Alliance Reports.....	6
11.1	Technology Action Plan.....	6
12.	Community Development Alliance Reports	29
12.1	Social, Health and Wellbeing Strategy 2023 - 2033	29
12.2	2022/23 Major Events and Festivals Sponsorship - Pride WA and Space Collective.....	62
13.	Infrastructure and Operations Alliance Reports.....	71
13.1	Variation to Contract 0036/20- Roe Street Masterplan Works	71
14.	Corporate Services Reports	75
14.1	Monthly Financial Statements - April 2023.....	75
14.2	Schedule of Accounts Paid - April 2023.....	132
14.3	Register of Delegations and Authorisations - Annual Review 2023	194
15.	Chief Executive Officer Reports	322
15.1	Review of the Code of Conduct for Council Members, Committee Members and Candidates	322
15.2	Adoption of the City of Perth Repeal Local Law 2022.....	354
15.3	Audit Report - Financial Management Review.....	358
15.4	Performance of ARC Audit - Relevant Recommendations to Other Committees and Council .	403

16. Committee Reports	412
Nil.	
17. Motions of which Previous Notice has been Given	412
Nil.	
18. Matters for which the meeting may be closed.....	413
18.1 Altona Laneway (Part Lot 100 on P1419), West Perth - Property Disposal - Unsolicited Bid....	413
18.2 Level 3 Council House - Leasing - Approval of Lease Proposal.....	414
19. Urgent Business	415
20. Closure.....	415

1. Declaration of Opening
2. Acknowledgement of Country/Prayer
3. Attendance
 - 3.1 Apologies
 - 3.2 Leave of Absence
 - 3.3 Applications for Leave of Absence
4. Announcements by the Lord Mayor
5. Disclosures of Interests
6. Public Participation
 - 6.1 Public Questions
7. Confirmation of Minutes

Recommendation

That Council CONFIRMS the minutes of the Ordinary Council Meeting held on 30 May 2023 as a true and correct record.

8. Questions by Members which due Notice has been Given
9. Correspondence
10. Petitions

11. Planning and Economic Development Alliance Reports

11.1 Technology Action Plan

Responsible Officer	Julia Kingsbury – Acting General Manager Planning and Economic Development
Voting Requirements	Simple Majority
Attachments	Attachment 11.1A – City of Perth Tech Action Plan ↓

Purpose

To seek Council’s approval of the City of Perth Tech Action Plan.

Recommendation

That Council APPROVES The City of Perth Tech Action Plan.

Background

1. At the 30 November 2021 Ordinary Council Meeting, Council approved the following Notice of Motion:
That Council REQUESTS the Chief Executive Officer to:
 1. Investigate ways to attract and support local, interstate and overseas tech businesses to the City of Perth.
 2. Present a Tech Action Plan for consideration at a future Council meeting which outlines what support, incentives and / or other initiatives the City of Perth can provide.
 3. If required, list a provisional sum as part of a future budget for consideration by Council at the 2021/22 mid-year financial review, or at the time of setting the 2022/23 budget, to allow for the cost of preparing the Tech Action Plan.
 4. As part of the Tech Action Plan, outline priority initiatives and required budgets to be considered by Council as part of a future budget for 2022/23 and beyond.
 5. Undertake appropriate consultation, as required.
2. The Tech Action Plan was included as a project in the 2022/23 Corporate Business Plan, with the following deliverable: *“Draft Plan provided to Elected Members for consideration”*.
3. Early draft content for the Tech Action Plan was presented to an Elected Member Engagement Session in October 2022, as was the proposed approach to stakeholder engagement.
4. In February 2023, the City hosted a half-day stakeholder workshop - feedback and outcomes from the stakeholder workshop helped to inform the final draft Tech Action Plan, which was presented to an Elected Member Engagement Session on 16 May 2023.
5. The draft Tech Action Plan document at Attachment 11.1A has been updated to reflect feedback from Elected Members.

Discussion

6. As part of developing the draft Tech Action Plan, careful consideration was given to the activity of other various groups within the tech sector ecosystem, including the Team WA MIT REAP Cohort, the Spacecubed Meshpoints program and the activity of StartupWA. This was done to minimise duplication of initiatives and, where relevant, to leverage existing work with key stakeholders.
7. The early draft content that was presented to the Elected Member Engagement Session in October 2022 forms the basis of the final draft Tech Action Plan.
8. Stakeholder feedback helped shape the final draft Tech Action Plan as did a review by Trestle Digital of the proposed new actions/initiatives and associated additional costings. This peer review was included into the process to ensure objective qualification of the action plan.
9. The draft Tech Action Plan document at Attachment 11.1A will be graphically designed and formatted with the City of Perth – City of Light branding, post Council approval.

Consultation

10. In February 2023, the City held a half-day workshop with over 30 key stakeholders from Perth’s tech sector ecosystem. The workshop was planned in conjunction with and facilitated by Trestle Digital.

Stakeholder feedback was documented during the workshop and validated with stakeholders on the day.

11. The City received positive feedback on the pace, organisation, format and content of the workshop from multiple participants.
12. Feedback and outcomes from the stakeholder workshop have helped to inform the final draft Tech Action Plan.

Decision Implications

13. Development of a Tech Action Plan was a request of Council. It is also an initiative in the Economic Development Strategy 2022- 2032, and a deliverable in the Corporate Business Plan 2022/23.
14. If Council approves the Tech Action Plan, the necessary activity and initiatives will commence.
15. If Council does not approve the Tech Action Plan these initiatives will be delayed and there may be stakeholder discontent after the consultation and work that has occurred to develop the Tech Action Plan.

Strategic, Legislative and Policy Implications

Strategy	
Strategic Pillar (Objective)	Prosperous
Related Documents (Issue Specific Strategies and Plans):	Economic Development Strategy 2022 – 2032 The delivery of a City of Perth Technology Action Plan is initiative 4.1 in the City for Knowledge and Innovation theme

Legislation, Delegation of Authority and Policy	
Legislation:	Nil.
Authority of Council/CEO:	Council approval is sought for the Tech Action Plan, given the financial implications of the actions in the plan.
Policy:	Nil.

Financial Implications

16. An amount of \$80,000 was approved in the 2022/23 budget to develop the Tech Action Plan.
17. The initial research and early draft were undertaken in-house. Trestle Digital assisted with the stakeholder workshop and have done an independent review and some rework of the document.
18. The costs of developing the Tech Action Plan are therefore lower than budgeted, at a current total of \$23,000.
19. The City has spent an average of \$306,910 per annum (over the past five years, from 2018/19) supporting the tech sector across various sponsorship programs, events, roundtables, organisational programs aligned to the Tech sector and sector development activities - funded through the Economic Development - Sector Development budget.

20. The COVID-19 pandemic and lockdown affected at least two years of tech sector activities due to the reduced availability of external stakeholders to partner with or to support. The City has observed return to an estimated overall tech sector expenditure across all programs of \$420,083 for the 2022/23 financial year.
21. If approved, the actions to deliver the final draft Tech Action Plan are estimated to result in an average annual increase of \$418,333 over three years. This would bring the average annual spend on tech related activity to \$752,500 (over the next three years, from 2023/24).

This is currently outlined on an individual annual basis, as follows:

	Business-as-usual Activities (spending under existing budget)	New Actions/Initiatives (expanded budget via Tech Action Plan)	<i>Total Proposed Draft Tech Action Plan Spend</i>
2023/24	\$367,500	\$460,000	\$827,500
2024/25	\$317,500	\$447,500	\$765,000
2025/26	\$317,500	\$347,500	\$665,000
Avg. over 3- years →	\$334,167	\$418,333	\$752,500

22. Estimated costs will be refined each year during the project prioritisation and budget approval process.
23. The City’s draft 2023/24 budget, to be considered by Council in July includes an amount of \$460,000 to fund 2023/24 Tech Action Plan initiatives.
24. The City’s Long Term Financial Plan (LTFP) to be considered by Council in July 2023 contains a notional funding allocation of:
- a. \$460,000 for 2023/24
 - b. \$450,000 for 2024/25
 - c. \$350,000 for 2025/26

Further Information

25. Questions and Responses forming part of the Agenda Briefing Session held on 20 June 2023 are as follows:

Question	Response
1. Based on the paper, the overall budget for all things tech appears to increase by \$460,000 in 23/24. Based on this plan, what will be specifically “delivered” in 23/24?	<p>The specific actions against each theme were outlined in the EMES package presented to Elected Members on the 16 May 2023, with cost estimates, noting estimated costs would not be within the public facing plan.</p> <p>Specific deliverables for 23/24 (abridged) include;</p> <p>Theme 1 – Awareness promotion and Celebration</p> <p>Produce and share content on City channels to showcase local success.</p> <p>Promote broader benefits of the Perth ecosystem through the City’s networks including international partnerships.</p>

Question	Response
	<p>Use the role of the LM and leverage the City of Light brand to create awareness and promotion of the tech sector.</p> <p>Theme 2 – Networking and Events</p> <p>Contribute to and / or promote an easily accessible calendar of events to maximise awareness.</p> <p>Encourage new events through specific tech sector grants to appeal to a greater diversity and mix of audiences and allocate a portion of ED sponsorships to Tech related events.</p> <p>Partner with stakeholders to undertake gap analysis to better understand who is and is not attending tech events.</p> <p>Theme 3 – Spaces and Infrastructure</p> <p>Allocate funding and update criteria in the Sector Development grant program to incentivise creation of new / different tech enabled spaces and user group communities I.e. "hubs" – this would include provision for an eSports related hub post feedback from the EMES.</p> <p>Theme 4 – Tech Sector Development</p> <p>Participate in and sponsor the Perth Landing Zone initiative with Spacecubed and JTSI to attract local, regional and interstate and international tech firms and start-ups to Perth</p> <p>Advocate for and support the development and/or relocation of large international tech companies, tech education institutions / business schools: and enhanced tech related infrastructure assets in Perth to aid accelerating the sector</p> <p>Leverage City branding and City of Light promotional platform / collateral to promote the local tech sector and raise awareness of Perth as a lifestyle destination to attract tech sector skills</p> <p>Theme 5 - Investment</p> <p>Create more "deal flow" to attract more investment through grants and sponsorship of programs that provide investment specific mentoring, education and professional services development at the early stage of the start-up lifecycle (including pre-seed)</p> <p>Create a connected investment community via supporting initiatives both financially and in-kind that highlight investment success in Perth and facilitate partnerships and delegations that bring the local investment community together</p>

Question	Response
	<p>Host delegations from International City partnerships to showcase the tech sector in Perth and promote funding and investment opportunities</p> <p>Advocate and work with key stakeholders to highlight the benefits of a Start-up Capital fund or encourage more corporate Venture Capital to be spent locally in Perth</p>
<p>2. How is the budget for 23/24 and out years being allocated?</p>	<p>Estimated budget allocations were presented in the EMES package to Elected Members on the 16 May 2023.</p> <p>Allocations for 23/24 are split between additional ED sponsorships (\$410,000) and ED Sector Development initiatives and International Engagement budgets (\$50,000)</p> <p>These 23/24 allocations are currently in the draft Budget and notional allocations are included in the City's Long Term Financial Plan for the outyears</p> <p>Noting the pace at which tech initiatives can change, estimated costs were indicative for the outer years and can be determined for funding the following financial year and prioritised through the project prioritisation process</p>
<p>3. The report talks about BAU for 23/24 which has a budget of \$367,500. What does this budget allocation 'deliver' in 23/24?</p>	<p>This budget allocation covers delivery of the initiatives traditionally undertaken to support the Tech and Start-up sector and are reflected in the Section 3: Elements of the Tech Action Plan and priorities, specifically within the "Existing activities that will continue" section of each Theme 1- 5 starting on page 9 of the Tech Action Plan.</p> <p>It includes delivery of support for peak bodies, aligned media organisations, participation in relevant forums and embracing existing vehicles such as the MIT REAP Team WA as an example under Theme 1.</p> <p>Other examples include delivery of support (based on existing sponsorship allocations) for the local start-up sectors annual marquee events as well as events that align creative industry with tech and innovation and financial support for showcase events that promote Perth's tech sector strengths.</p> <p>As many of these reflect sponsorship allocations based on traditional spend, specific organisational recipients have not been named as each application is assessed each year and can be scaled dependent on outcome delivery and the application and evaluation process.</p> <p>The delivery of non-sponsorship related activity in this area would include obtaining data and reports on Venture Capital and investment activity, directly supporting activity</p>

Question	Response
	<p>financially or in-kind for Perth hosted / periodic major tech related conferences / trade shows. Previous such examples include hosting functions or tours for AusBio or hosting smaller functions or pitch events such as Perth BioDesign at Council House and undertaking the direct delivery of events such as the Asialink Tech and Venture Capital events programmed each year.</p>
<p>4. The plan talks about “outcomes” (page 9-11). How will these be measured and reported?</p>	<p>Outcomes outlined on pages 9 – 11 will be measured by the completion of the theme actions in each year. The City can apply a metrics to measure the success of these actions. As an example, the outcome of the City being recognised nationally as an emerging tech and innovation hub can be measured by improvements in relevant national reports such as the Startup Genome report rankings, which recently listed Perth as a number five top performer and a number one top regional challenger. Other outcomes such as Perth’s tech enterprises attracting investment and growth can be measures by metrics in the WA Dealroom dashboard (for the relevant region).</p> <p>https://wa.dealroom.co/dashboard?applyDefaultFilters=true</p> <p>Metrics related to investment can be measured by the Techboard Investment related reports that are released each year.</p> <p>Evaluation against the relevant sponsorships undertaken each year will be measured to the outcomes sought within each theme. As per current process these will be reviewed, evaluated and acquitted to inform future delivery and support against the relevant theme outcomes.</p> <p>Actions that are non-sponsorship related can be measured based on the alignment to outcomes sought within each theme. As an example, the production or sharing of content on the City’s social media channels and communications platforms can be measured and reported against their audience reach or metrics.</p>
<p>5. Also, “taking it forward” page 12 seems broad, has the team given this further thought about what this might look like ?</p>	<p>The “Taking it forward” section aims to reflect the need for collective action across the ecosystem and the role the City can play to act as a catalyst to amplify activity and enhance scaling across the broader ecosystem.</p> <p>As the City currently works in close collaboration with many aspects of the Tech and Start-up ecosystem this collective action approach will be driven by feedback received from stakeholders (across the ecosystem) as aspects of the Tech</p>

Question	Response																																
	Action Plan are undertaken, delivered and evaluated whilst minimising bureaucracy where possible.																																
<p>6. The report states "There City has spent an average of \$300,000 per annum (over the past five years, from 2018/19) supporting the tech sector across various sponsorship programs, events, roundtables and sector development activities - funded through the Economic Development - Sector Development budget."</p> <p>Can I please have a breakdown of this current annual spend of \$300,000 per annum?</p> <p>I note that I have attached a previous summary of spend from the City in the email below. Based on this data I calculated about \$120,000 per year over 8 years (ie. \$926k from 2013 to 2021).</p>	<p>The report details the average spend from five years (18/19 to 22/23) across various sponsorship programs, events, roundtables and sector development activities not only those through the ED Sector Development sponsorships and non sponsorship related ED and Sector Development budgets.</p> <p>A breakdown of spend across all City programs over these years will be provided via a CIBN. It is noted that spend for 22/23 is still being confirmed (as the Financial Year has not ended and some items are still to be finalised).</p> <p><u>Further Information:</u></p> <p>Feedback from the Agenda Briefing Session was to include this detail within the Further Information section of this report as opposed to a CIBN, and this analysis is included below against spend centred on the tech sector. Figures have been sourced from Annual Reports, Sponsorship Updates (for 22/23) and invoices.</p> <p>2018/19:</p> <table border="1" data-bbox="743 1368 1541 2056"> <tbody> <tr> <td>Healthcare Immersive Technologies Symposium</td> <td>\$5,000</td> </tr> <tr> <td>Innovate Australia</td> <td>\$10,000</td> </tr> <tr> <td>Perth Angels</td> <td>\$25,000</td> </tr> <tr> <td>Perth Games Festival Showcase</td> <td>\$5,000</td> </tr> <tr> <td>Revelation Perth International Film Festival Interactive</td> <td>\$35,000</td> </tr> <tr> <td>Science on the Swan</td> <td>\$12,500</td> </tr> <tr> <td>Spacecubed Startup Weekend Perth</td> <td>\$10,000</td> </tr> <tr> <td>StartupWA Ecosystem Report</td> <td>\$15,000</td> </tr> <tr> <td>Studio Startup Innovation Cluster</td> <td>\$25,000</td> </tr> <tr> <td>TedXPerth (incl. \$5k in kind)</td> <td>\$20,000</td> </tr> <tr> <td>Unearthed Solutions</td> <td>\$15,000</td> </tr> <tr> <td>West Tech Fest</td> <td>\$50,000</td> </tr> <tr> <td>Accelerating Australia Perth Biodesign Pitch Night</td> <td>\$5,000</td> </tr> <tr> <td>AusBiotech</td> <td>\$2,500</td> </tr> <tr> <td>Linear Clinical research</td> <td>\$5,000</td> </tr> <tr> <td>UWA Bio Innovation Symposium</td> <td>\$5,000</td> </tr> </tbody> </table>	Healthcare Immersive Technologies Symposium	\$5,000	Innovate Australia	\$10,000	Perth Angels	\$25,000	Perth Games Festival Showcase	\$5,000	Revelation Perth International Film Festival Interactive	\$35,000	Science on the Swan	\$12,500	Spacecubed Startup Weekend Perth	\$10,000	StartupWA Ecosystem Report	\$15,000	Studio Startup Innovation Cluster	\$25,000	TedXPerth (incl. \$5k in kind)	\$20,000	Unearthed Solutions	\$15,000	West Tech Fest	\$50,000	Accelerating Australia Perth Biodesign Pitch Night	\$5,000	AusBiotech	\$2,500	Linear Clinical research	\$5,000	UWA Bio Innovation Symposium	\$5,000
Healthcare Immersive Technologies Symposium	\$5,000																																
Innovate Australia	\$10,000																																
Perth Angels	\$25,000																																
Perth Games Festival Showcase	\$5,000																																
Revelation Perth International Film Festival Interactive	\$35,000																																
Science on the Swan	\$12,500																																
Spacecubed Startup Weekend Perth	\$10,000																																
StartupWA Ecosystem Report	\$15,000																																
Studio Startup Innovation Cluster	\$25,000																																
TedXPerth (incl. \$5k in kind)	\$20,000																																
Unearthed Solutions	\$15,000																																
West Tech Fest	\$50,000																																
Accelerating Australia Perth Biodesign Pitch Night	\$5,000																																
AusBiotech	\$2,500																																
Linear Clinical research	\$5,000																																
UWA Bio Innovation Symposium	\$5,000																																

Question	Response		
	Remix Academy Perth (Arts & Culture Partnership)	\$82,500	
	WA Asia Tech Investment Summit Reception	\$3,500	
		\$331,000	
	2019/20:		
	WA Made Film Festival	\$6,500	
	XR:WA	\$32,000	
	West Tech Fest	\$50,000	
	Innovate Australia Event Program	\$10,000	
	Resource Technology Showcase	\$30,000	
	Spacecubed Startup Weekend Perth	\$10,000	
	StartupWA	\$15,000	
	TedXPerth (incl. \$5k in kind)	\$20,000	
	BioInnovation Symposium	\$10,000	
	Wise Realities Healthcare Immersive Tech Symposium	\$10,000	
	Frame Lab VR	\$5,000	
	REMIX and Cultural Dev. Workshop (Arts & Culture)	\$93,500	
		\$292,000	
	2020/21:		
	Let's Make Games - Perth Games Festival	\$5,000	
	Spacecubed Startup Weekend Perth	\$10,000	
	West Tech Fest	\$50,000	
	XR:WA	\$32,000	
	Indo-Asia Digital Health and Telemedicine Summit	\$5,000	
	Science on the Swan	\$13,000	
	West Tech Assemblage	\$5,000	
	SingularityUniversity Perth Emerging Tech Event	\$5,000	
	Perth Angels Investment Report	\$5,000	
	Lateral Capital Ventures Pitch Event	\$4,500	
	REMIX Academy Perth	\$75,000	
	Startup News	\$5,000	
	AsiaLink Business SE Tech Trends Webinar	\$8,250	
	Perth Biodesign	\$5,000	
		\$227,750	
2021/22:			
WA Info Tech and Telco Incite Awards	\$10,000		
Switch Batteries	\$7,500		
Spacecubed Startup Weekend Perth	\$6,000		

Question	Response		
	Spacecubed Podcast Festival	\$5,000	
	Spacecubed Perth Landing Pad	\$50,000	
	PropTech Hub WA	\$15,000	
	Indo-Asia Digital Health and Telemedicine Summit	\$12,500	
	XR:WA	\$32,000	
	West Tech Fest	\$57,777	
	Co-Working Space Grants (combined)	\$40,338	
	Atomic Sky (Safer Spaces)	\$15,000	
	AsiaLink Business Reimaging Creating Economies Event Catering	\$2,600	
	Startup News	\$5,000	
	Perth Biodesign Digital Health Workshop	\$5,000	
		\$263,715	
		2022/23:	
		Let's Make Games - Perth Games Festival	\$5,000
TedXPerth		\$7,500	
Young Investors Circle - Global Summit		\$3,689	
AusBiotech Sponsorship		\$15,000	
West Tech Fest		\$50,000	
Young Entrepreneur Showcase – West Tech Fest Event		\$6,500	
Resource Technology Showcase (\$60k ED Sponsorship & Fee Waiver)		\$120,884	
Female Founder Showcase		\$5,000	
LIXA (Neolixir) Antimicrobial Resistance [AMR] Awareness Roadshow		\$6,000	
Pentanet Internet Lounge (Business Improvement Grant)		\$20,000	
Portacom (Business Improvement Grant)		\$19,862	
REMIX Summit		\$50,000	
CEDA Space and Tech Roundtable		\$500	
AsiaLink Business - Pre Seed to Seed Event (Town Hall Hire and Catering)		\$4,648	
Techboard Subscription		\$5,000	
MIT REAP (Estimated) Delegate Welcome Pack and Welcome Reception Event		\$17,000	
Additional AusBiotech Logistics i.e. events, bus, welcome.		\$22,500	
Startup News		\$5,000	
Spacecubed Perth Landing Pad		\$50,000	
Spacecubed Startup Weekend Perth		\$6,000	
		\$420,083	

Question	Response
	<p>The previous summary of spend is over a different timeframe (2013 – 2021) to those identified in the report.</p>
<p>7. What specifically will the additional funding be spent on? Is this as documented in the schedule to the draft Tech Action Plan presented to Elected Members in May? In this regard I note that my calculation is \$360k in the first year (if the E-sports is taken out as discussed?)</p>	<p>The estimated additional funding to be spent was detailed in the EMES presented on the 16 May 2023.</p> <p>eSports was to be delivered in a different method to that initially proposed in the EMES (more advocacy and partnership through sponsorship funding than direct City delivery of feasibility work) and the estimated allocation was moved from the relevant action in Theme Three to reflect this within the budget allocation schedule. It was not completely removed / taken out based on feedback from the EMES.</p> <p>The updated TAP schedule with this feedback is included in a confidential attachment to the Elected Member Questions. (under separate cover).</p>
<p>8. What were the main changes from the draft presented to Elected Members at the EMES? I have done a page by page comparison and the only change I have noted in relation to the initiatives is in relation to the E-sports advocacy.</p>	<p>The change of wording to reflect an advocacy role in relation to eSports is the main change based on EMES feedback from 16 May 2023.</p>

CITY OF PERTH

TECH ACTION PLAN

Building a Thriving Tech Sector in Perth

June 2023

Executive Summary

Perth's thriving tech sector plays a critical role in the city's economic growth and diversification.

The sector fosters innovation across industries and enhances the delivery of essential services, such as sustainable infrastructure, reliable transportation, advanced communication networks, and data-driven urban planning. These advancements create a dynamic, sustainable urban environment, promoting a strong sense of community for Perth's residents.

\$11B
Contribution of the tech sector Western Australia's GSP

7th
Largest employer in Western Australia

Perth has a range of assets that provide a solid foundation to amplify and grow its tech ecosystem



High speed connectivity to Australia and Asia



Local data centre capability to deliver data sovereignty



Stable government and business confidence



LoRaWAN Network to support IoT devices



The presence of tech-intensive multinationals based in Perth



Secure and scalable public cloud zones to deploy and manage applications and services



Opportunities for Perth:

Capitalising on the rapid digitalisation and decarbonisation of key industry sectors

Aligning action to availability of City of Perth spaces

Aligning to the City of Perth's unique lifestyle

Major themes:



Awareness, Promotion and Celebration

This involves increasing awareness of Perth's resources and programs for tech enterprises and showcasing them to potential customers and investors



Networking and Events

This includes curating programs and events in Perth to tap into the local ecosystem's collective potential.



Spaces and Infrastructure

This involves expanding co-working spaces, accelerators, innovation hubs, and specialized tech infrastructure like supercomputing, data centres, and data science capabilities.



Tech sector development

This involves utilising Perth's brand to expand its tech sector, attracting major events and organizations to benefit from the city's offerings.



Investment

This involves boosting city's economic activity by connecting with investors and showcasing local success stories and capabilities.

Collaborative action is vital for driving the Tech Action Plan and realising Perth's vision. In this spirit, the City of Perth will regularly engage with key tech and innovation stakeholders in an agile, action-oriented manner to help realise the vision of Perth as thriving centre of tech activity.

Foreword

As we navigate the rapidly changing world around us, it is crucial that we foster a vibrant, innovative, and economically thriving Perth that embraces opportunities presented by technology and secures our place on the global stage. The City of Perth has been a long-term supporter of the technology and innovation ecosystem and understands the importance of partnerships and collaboration.

The City's Economic Development Strategy identified potential avenues for growth, particularly in relation to technology, the digital economy and innovation. In order to prioritise and leverage the potential for local tech sector growth, it is recognised as vital to establish a Technology Action Plan through collaborative consultations with key stakeholders within the local ecosystem. The resulting Tech Action Plan presents a multi-pronged approach to attracting and growing tech businesses in Perth and establishing our city as a hub for technological innovation.

The Tech Action Plan is a response to a global economy that is evolving, driven by geo-political factors, environmental challenges and emerging new technologies. It is vital we stay ahead of the curve by identifying and attracting companies that specialise in the capabilities and industries of the future. These companies not only generate jobs and new export markets, but also drive the transformation and competitiveness of traditional industries. We must also ensure accessibility of our tech ecosystem to First Nations peoples and minimise the digital divide among all citizens.

The presence of tech-intensive companies and workforces assist in creating a more vibrant and bustling city centre, fuelling demand for commercial space and creating a gravitational pull towards Perth.

This Tech Action Plan signifies a purposeful, targeted approach to creating a more vibrant and prosperous City of Perth, recognising that collective action is crucial to ensuring the City practices technological stewardship and promotes digital innovation within the ecosystem.

The Right Honourable, the Lord Mayor

Basil Zempilas

Section 1: Context

The City of Perth's Economic Development Strategy aligns with a vision for Perth to be a thriving city built on technology, knowledge and innovation.

"The City of Perth is focused on the growth and development of the technological, innovation and entrepreneurial sector within Perth. A key aspect of support for this area involves the encouragement of clustering, collaboration and coordination across industry sectors. The current level of development occurring within the creative and technology industries will continue in line with new and emerging opportunities within these sectors."

The City recognises that continued growth of this sector is important to the city's economic diversity and will help position Perth as a centre of knowledge and innovation excellence. The development of the knowledge-based economy, globalisation and international competitive pressures have increased the importance of creativity and innovation in local economies."

The tech sector is the 7th largest employer in Western Australia and contributes \$11 billion to Gross State Product. The City of Perth's aspiration is to grow that figure substantially. But the tech sector contributes even more to the State when you consider its enabling impact. The adoption of technology by Western Australia's most important industry sectors helps to generate new sources of revenue, differentiate them from global competitors and remove cost and risk from their operations.

There are many benefits of an enhanced Tech sector in Perth including improved city vibrancy, strong job multipliers in comparison to traditional industry, enhanced occupation of commercial floor space and the development of industry skills of the future. By clustering and layering user groups within the City, density can be achieved which enables more frequent "collision", in turn enabling shared information and effective networks to be built. These benefits can be amplified when tech-based enterprise is scaled up through specific precincts or larger clusters of new and young technology firms.

The tech sector also contributes to Perth's capacity to deliver services to businesses and residents:

- Smart infrastructure and energy efficient buildings that are more sustainable
- Robust and reliable transport, integrating semi-autonomous vehicles and electrified public transport to improve safety, reduce congestion and minimise emissions
- Advanced communication networks to facilitate real-time data exchange, powering smart city solutions that optimise the allocation of resources; and
- Data-driven urban planning that enables Perth to respond dynamically to the evolving needs of its residents, fostering a sense of community and belonging

Principles for development of the Tech Action Plan

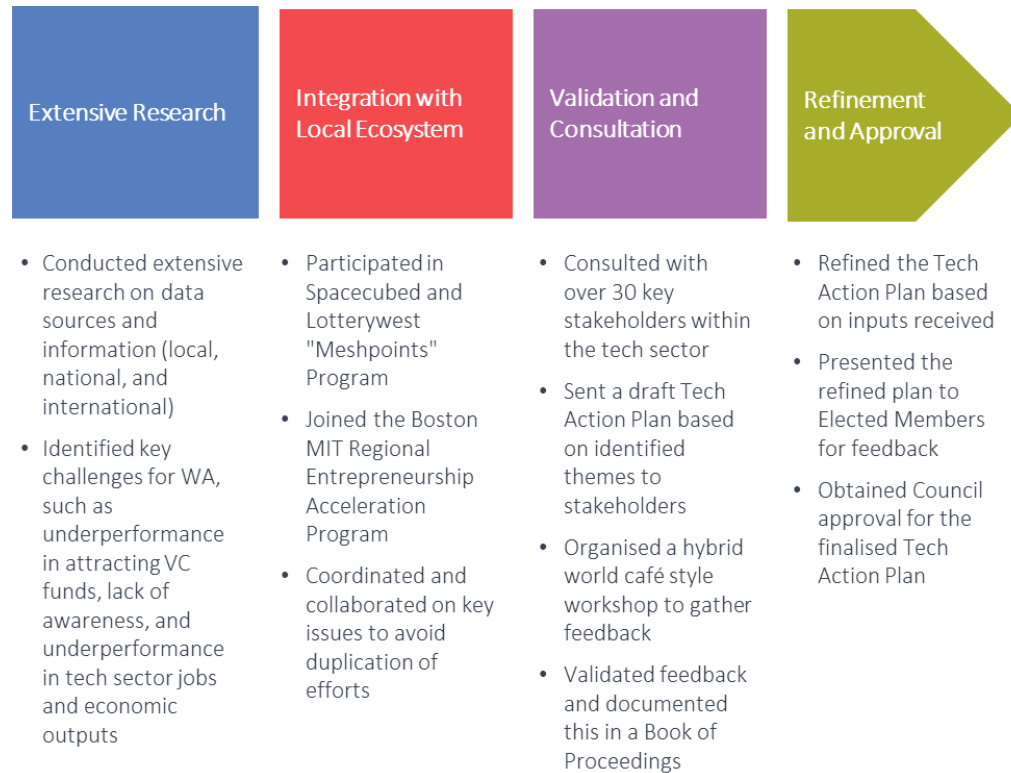
The Tech Action Plan represents an elevation of support provided by the City of Perth, but also a new approach. At its core is a belief that progress will be greater, and faster, if it's built on collective action.

Put simply, by leveraging the collective capacity of the wider ecosystem. A number of other principles underpinned the development of the Tech Action Plan:

- **The need for funding certainty:** investment is allocated and locked in over three years.
- **Identification of measurable outcomes:** impact metrics in place and actively monitored.
- **Clear accountabilities:** the plan needed to be underpinned by actions with clear owners.

The process for developing the Tech Action Plan

The process for developing the Tech Action Plan was highly consultative recognising the desire to create a plan that is built on collective action:



Strategic opportunities for Perth

There are a number of major opportunities the City of Perth is hoping to capture through this process.

1
Capitalising on the rapid digitalisation and decarbonisation of key industry sectors

- Professional, scientific and technical services
- Energy
- Public administration and safety
- Education
- Mining and resources
- Medical Technology, healthcare and social assistance
- Critical infrastructure

2
Aligning action to availability of City of Perth spaces

- Tap into \$1.7B Perth City deal
- Utilise existing institutions (Medical Health, Life Science, SPaaRC, SKA)
- Focus on developing precincts (Qe2, UWA, RPH)
- Capitalise on private sector activity in remote operations
- Harness the centralized local ecosystem (coworking spaces, sector hubs, user groups)
- Leverage strong digital infrastructure (low latency cables, data centres)
- Exploit Perth/WA's unique position for data centres (renewable energy, Asia connections)

3
Aligning to the City of Perth's unique lifestyle

- Leverage Perth's unique lifestyle
- Location and Time Zone to Asia
- Leverage City and State branding and reconnection funding
- Leveraging state economic diversity funding and associated strategies

Section 2: Perth’s technology and innovation ecosystem

The vision for a tech-enabled Perth

In coming decades urbanisation will continue to accelerate, driving the need for sustainable, efficient, and equitable solutions to accommodate the growing population.

Together with its partners the City of Perth can leverage cutting-edge technologies and innovations to create an urban environment that enhances the quality of life for all residents, as well as attracting its fair share of companies and individuals that create those solutions.

The City of Perth’s strategic assets

Global competition for technology and innovation talent is intense.

Perth’s capacity to compete with the world’s best comes down to two critical factors:

1. Capitalising on Perth’s technology infrastructure; and
2. Harnessing the collective capability of the technology and innovation ecosystem.

The City of Perth has a number of strategic assets and pieces of technology infrastructure that will be critical to attracting and retaining tech-intensive industries.



The Tech Action Plan recognises that a broad range of ecosystem members will play a role:

- Entrepreneurs
- Startups
- Co-working spaces
- Universities
- Community
- Venture capital
- State Government; and
- Local Government

The City of Perth has a track record of achievement in the tech sector

The City of Perth has been a strategic investor into the tech and innovation sector. It has been a long-term supporter of the tech and start-up sector including seed funding for Spacecubed, recognising that one third of WA startups are located in Perth.

Until now the City's role has been focused on:

- Improving access to information for tech companies
- Branding, events and marketing
- Seed support (funding, access to staff, access to space)
- Brokering strategic partnerships with government and industry
- Facilitation and mobilisation of the tech and innovation ecosystem; and
- Strong advocacy

The City's role in delivering on the Tech Action Plan

An important consideration within the development of the Tech Action Plan is the role the capital city's local government can play in addressing these challenges.

It is acknowledged there are limitations on what the City can achieve alone in the context of local government legislation and regulations, and the City's financial constraints. For this reason, the Tech Action Plan has been developed in a format that highlights the optimal role the City can play in achieving outcomes for the sector, including

- **Deliver and drive action:** the City of Perth needs to take a leadership position, facilitate and execute tasks with a high energy.

It involves setting clear goals, planning strategically, and committing to the necessary actions to achieve those objectives.

- **Partner for mutual success:** a successful ecosystem is built on collaboration, trust and shared vision.

By leveraging its partners, the City of Perth can tap into a wealth of resources, knowledge, and expertise, which can significantly contribute to achieving their goals.

A collaborative approach creates scale, enhances offerings and expands reach.

By actively engaging with partners and nurturing these relationships, the City of Perth can work together to drive innovation, share risks, and ultimately achieve mutual success.

- **Advocate to move from talk to action:** As an advocate, the City of Perth raises awareness about important causes and issues, ultimately working towards creating positive change.

This involves leveraging various communication channels, such as social media platforms, public speaking engagements, or content creation, to share impactful messages and stories with a wider audience.


The City can inspire, influence, mobilise and drive meaningful change.

Section 3: Elements of the Tech Action Plan and priorities

Five key themes emerged from consultation with Perth’s tech and innovation ecosystem. These themes reflect the diverse needs of the ecosystem and the nature of opportunities presented to the City.

- Theme 1 – Awareness, Promotion and Celebration
- Theme 2 – Networking and Events
- Theme 3 – Spaces and Infrastructure
- Theme 4 – Tech Sector Development
- Theme 5 – Investment

For each theme, this action plan details the outcomes the City is seeking to achieve and the focus of new activity to be help achieve these outcomes.



Awareness, Promotion and Celebration

There are two focus areas for this theme:

1. Raising awareness of Perth’s capability, assets and programs to emerging and established tech enterprises
2. Promoting and celebrating those enterprises to potential customers and investors

<p>Outcomes:</p> <ul style="list-style-type: none"> ✓ The City of Perth is recognised nationally as an emerging tech and innovation hub ✓ Tech enterprises better understand Perth’s capabilities and how to leverage them ✓ Perth businesses understand the critical role tech firms play in the City and for their own enterprises ✓ Perth’s tech enterprises attract investment and grow 	<p>Focus of new activity:</p> <ul style="list-style-type: none"> ✓ Development and dissemination of collateral and case studies that celebrate Perth’s local ecosystem ✓ Promotion of Perth’s tech and innovation credentials in targeted overseas markets ✓ Advocacy of the ecosystem’s importance to the fabric of the City
--	---

Existing activities that will continue:

- Provide support to peak bodies for the local start-up community, as well as aligned media organisations
- Facilitate and participate in forums that focus on the growth of the tech and innovation ecosystem
- Advocacy for local organisations focused on catalysing collaboration within local innovation ecosystem
- Embrace existing vehicles such as the MIT REAP Team WA program in recognition of the important role they play in helping to connect Perth’s technology and innovation ecosystem to global partners.

 **Networking and Events**

The focus of this theme is careful curation of programs and events within the City of Perth to harness the collective potential of the local ecosystem

Outcomes:


- ✓ A more joined up tech and innovation ecosystem
- ✓ Connections between founders, investors, advisors, mentors and customers that create the potential for new collaborations, projects and growth

Focus of new activity:

- ✓ Provide advice on event planning, curation and promotion to maximise impact and help the ecosystem engage with new audiences and cross-pollinate with targeted industry sectors
- ✓ A targeted marketing and promotional program within the tech, innovation and start-up ecosystem

Existing activities that will continue:

- Support the local start-up industry's annual marquee event, as well as events that align the creative industry with tech and innovation
- Financial support for showcase events that promote Perth's tech sector strengths

 **Spaces and Infrastructure**

This theme focuses on the continued development and growth of co-working spaces, accelerators and innovation hubs as well as specialist technology infrastructure such as supercomputing, data centres, underlying networks and capabilities in data science and space

Outcomes:

- ✓ Better understanding of what spaces and infrastructure exist by those that can benefit from them
- ✓ Increased utilisation of co-working spaces, accelerators and incubators
- ✓ Meeting demand for spaces in emerging areas such as eSports and Gaming
- ✓ Improved access to specialist infrastructure

Focus of new activity:

- ✓ Creation of new spaces and user groups that are sector-specific and tech-enabled
- ✓ Advocate for a multi-purpose competitive e-Sports / Gaming Zone in the City of Perth

Existing activities that will continue:

- Work with relevant institutions including innovation hubs, universities and government agencies to plan for and promote the City's developing innovation clusters
- Focus on collecting and disseminating data related to local STEM skills and Innovation clusters



Tech Sector Development

This theme focuses on leveraging Perth’s brand to grow its tech and innovation sector and attract major events and organisations

Outcomes:

- ✔ City of Perth is recognised nationally as a “City of Tech”
- ✔ Influential tech events are hosted in the City of Perth, creating opportunities for the local ecosystem
- ✔ Large, influential and globally-networked tech companies are attracted to Perth to retain talent

Focus of new activity:

- ✔ Targeted campaign to attract local, regional, interstate and international tech firms / start-ups to Perth
- ✔ Using the City of Perth’s brand and City of Light platform to raise awareness of Perth’s credentials as a lifestyle destination and source of tech sector skills
- ✔ A pitch event and incentives for local start-ups to solve the City’s challenges

Existing activities that will continue:

- Cultivate international relationships and link individual start-ups with potential international partners and potential customers
- Fund medical accelerator and entrepreneurial programs - leveraging significant medical health and life sciences infrastructure (QE2, RPH, Unis) and talent in the city



Investment

This theme focuses on increasing economic activity in the city by engaging with the investment community and educating them on local success stories and capability

Outcomes:

- ✔ Increased investment deal flow in the city
- ✔ Increased local capability around tech investment attraction (including creating compelling investment cases)
- ✔ A more connected investment community within the City of Perth

Focus of new activity:

- ✔ Provision of investment advice, mentoring, education and professional services development at early stages of the start-up lifecycle (including pre-seed)
- ✔ Promotion of investment opportunities and connecting to potential partners and delegations
- ✔ Partner with the investor community to stimulate the investment environment

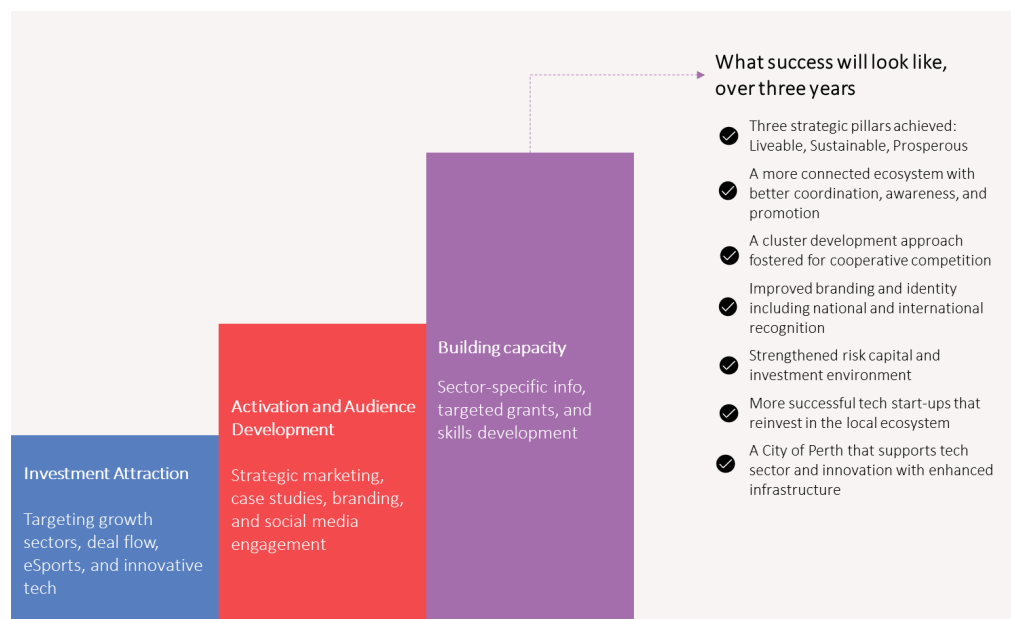
Existing activities that will continue:

- Support for tech investment events such as pitch nights and investor breakfasts
- Playing a role in sourcing/surfacing market research data relevant to venture capital and investment activity

What success looks like

The Tech Action Plan will achieve three major outcomes for Perth:

1. More investment into the state leading to growth of individual companies and the ecosystem
2. Activation and audience development which creates energy in the City and leads to greater space utilisation and creation of new spaces
3. Increased capacity within the tech and innovation ecosystem including skills, knowledge, networks and partnerships.



Taking it forward

In the spirit of collective action, the City of Perth will convene regularly with major stakeholders in the tech and innovation ecosystem.

The model for engagement needs to be agile and dynamic with a focus on action, not talk.

We will take up advice from the tech and innovation ecosystem and resist forming formal committees and working groups.

It's an exciting phase for the City of Perth and the Tech Action Plan is a crucial element to achieving our broader vision.

12. Community Development Alliance Reports

12.1 Social, Health and Wellbeing Strategy 2023 - 2033

Responsible Officer	Kylie Johnson – General Manager Community Development
Voting Requirements	Simple Majority
Attachments	Attachment 12.1A – Social, Health and Wellbeing Strategy 2023 - 2033 ↓

Purpose

To endorse the proposed Social, Health and Wellbeing Strategy 2023 – 2033.

Recommendation

That Council ENDORSES the City of Perth Social, Health and Wellbeing Strategy 2023 – 2033.

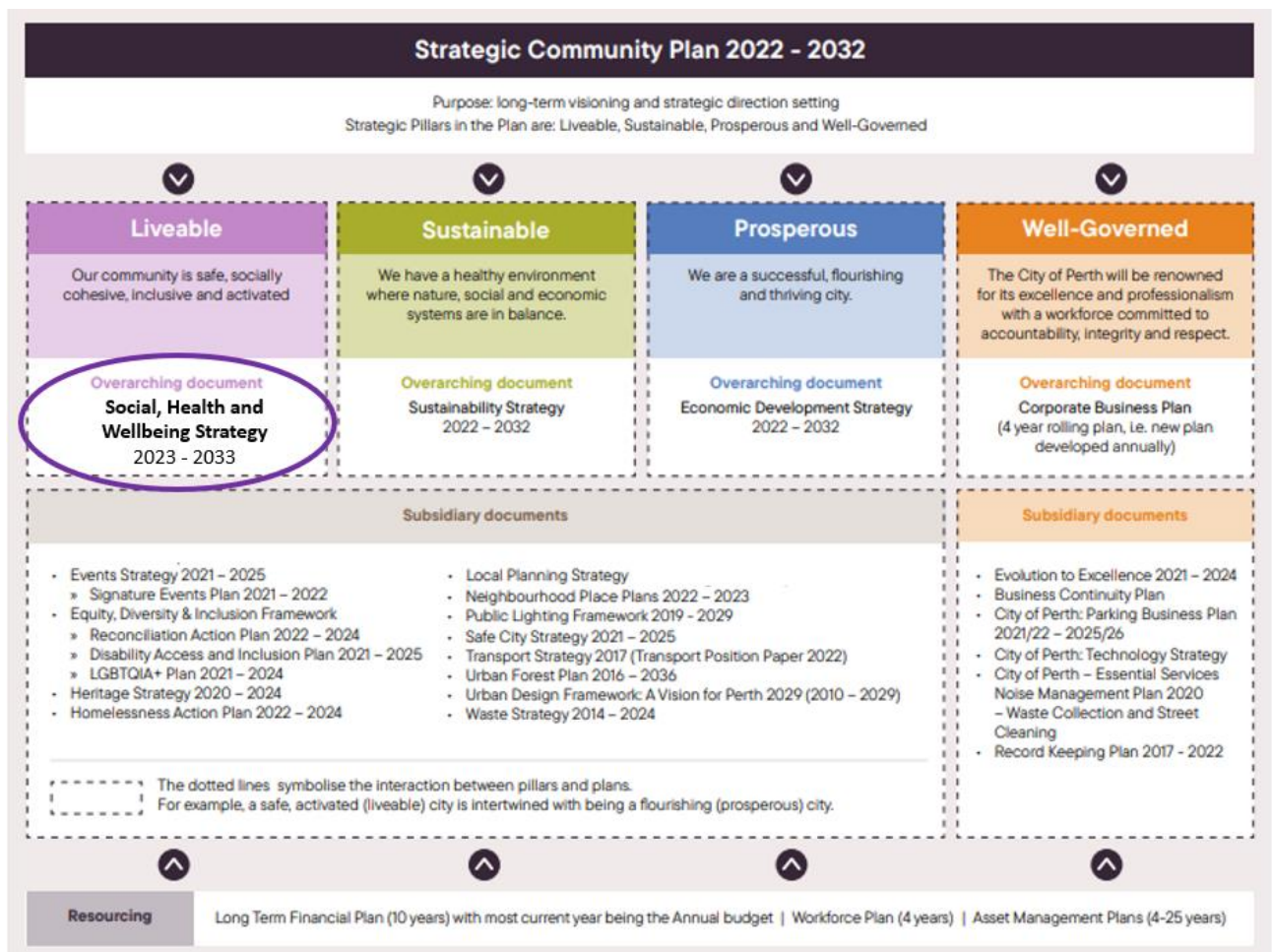
Background

1. Section 16 of the *Public Health Act 2016* (the Act) states that Western Australian local governments are to “initiate, support and manage public health planning for [their] local government district”.
2. Part 5 of the Act further details what Local Government health planning must address. Although Part 5 has been publicly released, it has not been submitted to Parliament as there has been a phased approach to the new legislation. This is to provide State Government and Local Governments time to prepare for the new requirements. On 1 May 2023, the East Metropolitan Health Service (EMHS) advised that Part 5 is unlikely to be mandated within the next two years. However, many metropolitan local governments have developed and adopted a health planning document.
3. Therefore, in readiness for the new legislation, the City has developed a Social, Health and Wellbeing Strategy 2023 - 2033. As shown in Figure 1, it has been conceived as an overarching Strategy for the Liveability strategic pillar, encompassing relevant existing City of Perth strategies and plans. Reflecting this, nine of the ten objectives listed in the draft Strategy have already been approved by Council in the Local Planning Strategy, Economic Development Strategy and the Sustainability Strategy.

Discussion

4. The Social, Health and Wellbeing Strategy (the Strategy) completes the suite of strategies under each of the City Corporate Business Plan’s (CBP) Strategic Pillars. (See Figure 1).

Figure 1: Relationship between the City of Perth’s strategies and plans



5. The Strategy is based on the World Health Organisation's Social Determinates of Health themes; the social environment, physical environment and economic environment. These align with three of the CBP Strategic Pillars: liveable, sustainable and prosperous. As such, much of the Strategy is drawing together objectives and actions that the City is already progressing.
6. The one new objective contained in the Strategy is that the City will "promote a social environment that supports mental and physical health and wellbeing while balancing the various priorities and needs of our communities". This captures the City's existing programs such as administering public health legislation, promoting safer communities through prohibiting of smoking in particular public areas and emergency management plans, and strengthening a feeling of belonging through providing volunteering opportunities and events.

Consultation

7. Over the course of developing the Strategy, City of Perth Officers have engaged with the following organisations.
 - a. **East Metropolitan Health Service:** The EMHS provided data for the strategy and reviewed the document to ensure it meets requirements under the heralded Part 5 of the Act.
 - b. **Western Australian Local Government Association (WALGA):** This local government industry body was consulted regarding the planned Western Australian Development Index.
 - c. **The Department of Finance and the Department of Communities:** Officers consulted these departments regarding the Outcomes Measurement Framework (OMF) measurement tool that the State Government uses. The OMF was selected as the measurement tool in the proposed City of Perth's Social, Health and Wellbeing Strategy as it facilitates intergovernmental measurement and program assessment.
 - d. **Western Australian Council of Social Service (WACOSS):** This industry body developed the Outcomes Measurement Framework in consultation with state government and social service providers in Western Australia. WACOSS provided permission for the City of Perth to use the Outcomes Measurement Framework tool and graphic.
8. The draft Strategy was presented to Elected Members at the Elected Members Engagement Session on 9 May 2023; and feedback has been incorporated in the Strategy.

Decision Implications

9. If Council does not support the recommendation, the City will need to revisit this body of work to develop a health planning document when the requirements of Part 5 of the *Public Health Act 2016* becomes mandatory.
10. If Council does support the recommendation, a graphically designed version of the Social, Health and Wellbeing Strategy document will be made publicly available.

Strategic, Legislative and Policy Implications

Strategy	
Strategic Pillar (Objective)	Liveable
Related Documents (Issue Specific Strategies and Plans):	<p>Objectives and actions cited in the Social, Health and Wellbeing Strategy have been drawn from the following City of Perth documents.</p> <ul style="list-style-type: none"> • Local Planning Strategy, December 2022 • Economic Development Strategy 2022 - 2032 • Sustainability Strategy 2022 - 2032 • SafeCity Plan 2021 – 2025 • Heritage Strategy 2020 – 2024 • Library Strategy 2023 - 2027 • Disability Access and Inclusion Plan 201 – 2025 • LGBTQIA+ Plan 2021 – 2024 • Reconciliation Action Plan 2022 – 2024 • Homelessness Action Plan 2022 – 2024

Legislation, Delegation of Authority and Policy	
Legislation:	<p>Section 45 of the <i>Public Health Act 2016</i> States that local governments must prepare a public health plan for their district and sets out what the plan must contain.</p> <p>Section 8(1)(i) of the <i>City of Perth Act 2016</i> “ ... in achieving its objects, to use its best endeavours to strike an appropriate balance among the complementary and competing civic, economic, social, cultural and environmental considerations, including considerations relating to visitors and tourists.”</p> <p>Section 1.3(3) of the <i>Local Government Act 1995</i> In carrying out its functions a local government is to use its best endeavours to meet the needs of current and future generations through an integration of environmental protection, social advancement and economic prosperity.</p>
Authority of Council/CEO:	<p>Section 2.7(2)(b) <i>Local Government Act 1995</i> The Council can determine the policies and strategies enable the City to achieve its objects under the Local Government Act 1995 and City of Perth Act 2016.”</p> <p>The City’s Corporate Business Plan 2022/23-2025/26 identifies that a Social Health and Wellbeing Plan [Strategy] is to be provided to Council for consideration.</p>
Policy:	<p>4.2 Stakeholder Engagement Policy</p> <p>The development of the Strategy was in alignment with the City of Perth’s Stakeholder Engagement Policy. The aim of this policy is to ensure relevant stakeholders are provided with a fair and meaningful</p>

	opportunity to participate in planning and facilitating the accountability of local government to their communities.
--	--

Financial Implications

11. The Social, Health and Wellbeing Plan provides an over-arching framework for existing plans and projects and therefore does not invoke any additional financial implications.

Further Information

Nil.

Social, Health and Wellbeing Strategy 2023 - 2033

Contents

1. Acknowledgment of Country.....	1
2. Lord Mayor’s Message.....	2
3. CEO’s Message.....	2
4. Introduction.....	3
5. Metropolitan Perth at a glance.....	6
6. Social, health and wellbeing themes.....	8
7. What the community told us.....	11
8. The City’s Roles.....	12
9. The objectives under the social, health and wellbeing themes.....	13
10. Monitoring Progress.....	23
11. Alignment with the United Nations’ Social Development Goals.....	26
12. Appendix.....	27

1. Acknowledgment of Country

The City of Perth kadij kalyakool moondang-ak kaaradj midi boodjar-ak ngala nyininy, Wadjak Noongar yoongar wer bandany Aboriginal yoongar yooarme boodjar-ool.

Ngalang woola Boorloo wer Derbal Yerrigan kalyakoorl, wongin kadadjiny wer, wirnyoodan.

Ngalang kaditj Birdiya koora wer yeyi moondang-ak kaaradjiny.

The City of Perth acknowledges the traditional custodians of the land we are situated on, the Whadjuk people of the Nyoongar nation and Aboriginal people from other lands.

We celebrate the continuing traditions, living culture, and the spiritual connection to Boorloo (Perth) and the Derbal Yerrigan (Swan River).

2. Lord Mayor's Message

.....

3. CEO's Message

...

4. Introduction

The *Public Health Act 2016* requires all Western Australian local governments to undertake public health planning to address the health needs of their district¹.

The City of Perth's Social, Health and Wellbeing Strategy 2023 - 2033 addresses this requirement. It presents the health data for the population relevant to the City of Perth and outlines how the City intends to support the social, health and wellbeing of its community and the measurement tool to evaluate progress.

As stated in this Strategy, the City recognises that social connections, health, and wellbeing are interconnected and that addressing one aspect can impact the others. It therefore references actions across relevant City of Perth plans and should be read in conjunction with these other documents. This includes specific plans and initiatives aimed at vulnerable populations, such as people with disabilities, the LGBTQIA+ community, seniors, those who do not speak English well or at all and people experiencing homelessness.

The Social, Health and Wellbeing Strategy will be reviewed in 2028, halfway through its ten-year duration.

1. Section 16 and Part 5 of the *Public Health Act 2016*.




Themes	City of Perth Objectives
<p>Social environment</p> 	<ul style="list-style-type: none"> - Promote a social environment that supports mental and physical health while balancing the needs of our diverse community - Celebrate Perth city's cultural diversity to achieve better community cohesion - Conserve and respect the cultural heritage of Perth city including Aboriginal cultural heritage
<p>Physical environment (natural and built)</p> 	<ul style="list-style-type: none"> - Increase access and use of Perth city's natural assets - Increase the greening of the city and expand its tree canopy - A climate-focussed and resilient city that is transitioning to a low emissions and renewable energy future - Ensure that the city is well serviced by infrastructure to support the envisioned population and business growth and density of development
<p>Economic environment</p> 	<ul style="list-style-type: none"> - Regain and expand the primacy of Perth as a centre for business and economic activity - Enhance existing identity, position for diverse and emerging sectors, and attract, retain and support local businesses - A sustainable and inclusive economy

Table 1: City of Perth's Objectives that support the social, health and wellbeing of the community and alignment with State Health Objectives and priorities

City of Perth Plans and Local Laws supporting the objectives	Alignment with the three State Health Objectives* and associated priorities
<ul style="list-style-type: none"> - SafeCity Plan 2021 – 2025 - Heritage Strategy 2020 – 2024 - Local Planning Strategy, Dec 2022 - Library Strategy 2023 – 2027 - Disability Access and Inclusion Plan 2021 – 2025 - LGBTQIA+ Plan 2021 – 2024 - Reconciliation Action Plan 2022 – 2024 - Homelessness Action Plan 2022 – 2024 <p>As a capital city, the City also supports the state government's An Age-Friendly WA: State Seniors Strategy, Youth Action Plan and WA Multicultural Policy Framework.</p>	<p>Objective 1</p> <ul style="list-style-type: none"> - Reduce harmful alcohol use - Reduce use of illicit drugs, misuse of pharmaceutical and other drugs of concern - Optimise mental health and wellbeing - Prevent injuries and promoting safer communities <hr/> <p>Objective 2</p> <ul style="list-style-type: none"> - Administer public health legislation <hr/> <p>Objective 3</p> <ul style="list-style-type: none"> - Promote culturally secure initiatives and services - Enhance partnerships with the Aboriginal community
<p>Plans in relation to the Natural Environment</p> <ul style="list-style-type: none"> - Sustainability Strategy 2022 - 2032 - Urban Forest Plan 2016 – 2036 - Urban Greening Strategy (in development) - Integrated Water Plan 2023 - 2028 (in development) <p>Plans in relation to the Built Environment</p> <ul style="list-style-type: none"> - Perth City Deal - Local Planning Strategy, Dec 2022 - Public Lighting Framework 2019- 2029 - Public Toilet Plan 	<p>Objective 1</p> <ul style="list-style-type: none"> - A more active WA - Curbing the rise in people being overweight or obese - Optimise mental health and wellbeing - Prevent injuries and promoting safer injuries <hr/> <p>Objective 2</p> <ul style="list-style-type: none"> - Reduce exposure to environmental health risks - Prevent communicable diseases <hr/> <p>Objective 3</p> <ul style="list-style-type: none"> - Promote culturally secure initiatives and services
<ul style="list-style-type: none"> - Economic Development Strategy 2022 – 2032 - Sustainability Strategy 2022 - 2032 - Perth City Deal - Community Infrastructure Plan (to be developed in 2023/24) - Thoroughfares and Public Places Local Law, Sect. 2.1 (o) 	<p>Objective 1</p> <ul style="list-style-type: none"> - Optimise mental health and wellbeing - Improved nutrition - Making smoking history <hr/> <p>Objective 3</p> <ul style="list-style-type: none"> - Ensure programs and services are accessible and equitable - Continue to develop and promote Aboriginal controlled services

* **THREE STATE HEALTH OBJECTIVES:** **1. Empowering and enabling people to live healthy lives.** **2: Providing health protection for the community.**
3: Improving Aboriginal health and wellbeing

One of the City's key stakeholders in relation to the mental and physical health of the community is the East Metropolitan Health Service. Figure 1 shows how this Strategy aligns with the *Towards Health Promotion Excellence: East Metropolitan Health Service Health Promotion Plan 2022 – 2027*.



Figure 1: Guiding Principles

Source: *Towards Health Promotion Excellence: East Metropolitan Health Service Health Promotion Plan 2022 – 2027*.

5. Metropolitan Perth at a glance (public health needs)

The City of Perth's community is not only the residents within the City's boundaries, but also includes approximately 200,000 people who work or study in the city. Therefore, when measuring health behaviours and health outcomes, this Strategy refers to the population characteristics and the health and wellbeing of residents of the WA metropolitan area.

The health behavior and risk factor data relate to people 16 years or older in metropolitan area from Department of Health rolling surveys that were conducted over 2015 – 2019. The health condition data is from the 2021 Census of the greater Perth metropolitan area (

Health behaviours | Percentage of the metropolitan population, 2015-2019

- 1. Malnutrition** (89.0% do not eat at least five serves of vegetables daily, 51.3% do not eat two or more serves of fruit daily)
- 2. Insufficient physical activity** (38.5% completes less than 150 minutes of moderate physical activity a week)
- 3. Harmful alcohol consumption** (35.4%; 25.5% drinking at levels risking long-term harm + 9.6% at short-term harm)
- 4. Currently smokes** (10.4%)

Risk Factors | Percentage of the metropolitan population, 2015-2019

- 1. Excess weight** (67%: 39.0% overweight + 28.0% obese)
- 2. High blood pressure** (15.9%)
- 3. High cholesterol** (17.3%)
- 4. High or very high psychological distress** (9.1%)

Source: Summary of population characteristics and the health and wellbeing of residents of the Metropolitan area. Epidemiology Branch, Public and Aboriginal Health Division, Department of Health WA in collaboration with the Cooperative Research Centre for Spatial Information (CRC-SI). Accessed Monday, 9 January 2023 by T. Landrigan (Epidemiology).

Long-term health conditions | Number and percentage of the Greater Perth population (2021)

1. **Mental health condition, including depression and anxiety: 177,052 people (8.4%)**
2. **Arthritis: 156,845 people (7.4%)**
3. **Currently has asthma: 155,026 people (7.3%)**
4. **Diabetes, excluded gestational diabetes (91,560 people; 4.3% of the population)**
Strong evidence of a direct association of Type 2 diabetes with each of the following: malnutrition; smoking; physical inactivity; and high body mass index (BMI)
5. **Heart disease 74,326 people (3.5%)**
Strong evidence of a direct association with each of the following: high blood pressure; high cholesterol; and high body mass index (BMI).
6. **Cancer, including those in remission: 57,454 people (2.7%)**
*Strong evidence of a direct association between:
Lung cancer and smoking
Breast cancer and harmful alcohol consumption; and breast cancer and high body mass index (BMI).*
7. **Lung condition, including chronic obstructive pulmonary disease and emphysema: 32,447 people (1.5%)**
8. **Stroke: 16,912 people (0.8%)**
Strong evidence of a direct association with each of the following (each with its own association, although some factors are inter-related)
 - Smoking
 - Harmful alcohol consumption
 - High blood pressure
 - Physical inactivity
 - High body mass index (BMI)
 - High cholesterol
9. **Kidney disease: 15,744 people (0.7%)**
10. **Dementia, including Alzheimer's: 14,172 people (0.7%)**

Source of percentage of population with a health condition: 2021 Census for the Greater Perth metropolitan area (abs.gov.au/census/find-census-data/quickstats/2021/5GPER). The Census asked “Has [this person] been told by a doctor or nurse that they have any of these long-term health conditions? Include health conditions that have lasted or are expected to last for six months or more.”

Source of “strong evidence of direct associations: Australian Institute and Welfare, 2016, as quoted in the City of Perth Community Health Profile 2019, East Metropolitan Health Service)

Demographic cohorts with higher vulnerability in relation to health (2021 Census data)	City of Perth residents	Greater Perth
Total population	28,463	2,116,647
Children and young people (birth to 24 years)	6,507 (22.9%)	657,186 (31.0%)
Older people and seniors (65 years and older)	3,070 (10.8%)	333,881 (15.8%)
People who require assistance day-to-day for self-care, mobility and/or communication due to long-term health condition/s, disability lasting six months or more, or old age.	624 (2.2%)	97,694 (4.6%)
Aboriginal and/or Torres Strait Islander peoples	360 (1.3%)	42,083 (2.0%)
People who do not speak English well, or not at all	1,098 (3.8%)	55,528 (2.6%)
People experiencing homelessness		
• Those who are 'street present' (includes those in improvised dwellings e.g. tents or vehicles)	360 (1.3%)	1,522 (0.07%)
• People in supported accommodation for the homeless	191 (0.7%)	1,138 (0.05%)
• People staying temporarily with other households (e.g. couch surfing)	17 (0.06%)	1,302 (0.06%)

Figure 2. Number and percentage of the population of potentially vulnerable demographic groups

6. Social, health and wellbeing themes

The Social Determinates of Health (SDH) are the non-medical factors that influence people's health. These factors include the environment in which we live, work and interact with others. Local government has a strong role to play in improving these factors.

The World Health Organization states that these SDHs have a 30-55% impact on health outcomes (WHO, 2023).

While individual factors like age, gender, genetics and personal behaviours also affect health, there is some interaction between them and the SDH's. For example, the quality of recreation facilities, cycle network and open space can influence physical activity.

Figures 3 and 4 show the Social Determinates of Health themes and the alignment with City of Perth strategic pillars. The pillars are the City's overarching aims for the city and its residents.

Although life expectancy has generally increased, there are still gaps in health outcomes for certain populations (WHO, 2018). These health inequities arise from the social conditions in which people are born, grow, live, work and age. The City of Perth aims to ensure attention is given to those at greatest risk of poor health based on the social determinates of health, through City of Perth's actions and infrastructure and by advocating on behalf of these groups.

World Health Organization. (2023). Social Determinates of Health. Retrieved from: www.who.int/health-topics/social-determinates-of-health#tab=tab_1

World Health Organization. (2018). Health Inequities and their causes. Retrieved from: www.who.int/news-room/facts-in-pictures/detail/health-inequalities-and-their-causes

12.2 2022/23 Major Events and Festivals Sponsorship - Pride WA and Space Collective

Responsible Officer	Kylie Johnson – General Manager Community Development
Voting Requirements	Simple Majority
Attachments	Attachment 12.2A – Attachment A: Summary and Recommendation Rationale - Pride WA ↓ Confidential Attachment 12.2B – CONFIDENTIAL Attachment B: Summary and Recommendation Rationale - Space Collective

Purpose

To provide a sponsorship recommendation to Council under the Major Events and Festivals Sponsorship program.

Recommendation

That Council APPROVES* the following Major Events and Festivals Sponsorships totalling \$710,000 ex GST for the 2022/23 financial year:

Ref	Applicant / Project	2022/23 Commitment
a	Pride Western Australia Inc PrideFEST 2023	\$210,000 cash (ex GST) one-year agreement
b	Space Collective Pty Ltd International Motorsport Event	\$250,000 cash (ex GST) \$250,000 in-kind One-year agreement

**Approval subject to a suitable sponsorship agreement being entered into by the City and the applicants on terms acceptable to the City within six months. Without limitation, prior to entering an agreement with Space Collective Pty Ltd the City must receive:*

i. Formal confirmation by the Event Owner that the event will be hosted in Perth.

Documented evidence to the satisfaction of the City that Space Collective is contracted by the Event Owner to deliver the event.

Background

1. The City has a vision for Perth to be 'the events heart of WA' (2025 Events Strategy). A key principle of this strategy is 'something for everyone.' The City will facilitate and support a diverse range of events that are inclusive, appeal to a broad demographic and provide enriching experiences for all throughout the year.
2. Through the Major Events and Festivals sponsorship program, the City supports events of national and international significance which enhance Perth's reputation and generate significant return on investment, economic impact, and visitation outcomes. Events will also provide significant sponsorship benefits in recognition of the City's support.
3. Under this program, the City can provide a maximum contribution of 60% of the total project cost.
4. To be invited to apply for Major Events and Festivals Sponsorship, events need to demonstrate they will achieve the following outcomes:
 - (a) **Visitation:** Attract international and interstate visitation through modern, creative and innovative event experiences.
 - (b) **Vibrancy:** Enliven the city with prestigious and significant events and festivals, attracting high-profile personalities, partners and sponsors.
 - (c) **Engaging a Diverse Community:** Celebrate the diversity of Perth, its unique Aboriginal culture, demonstrate an inclusive and accessible approach, and support the City's Events Plan delivering a year-round calendar of events with broad appeal.
 - (d) **Sustainability:** Support the City's vision of being a sustainable city by advocating sustainable event and festival models that champion environmental sustainability.
 - (e) **Economic Growth:** Stimulate the local economy and provide opportunities for local business engagement in the hospitality and retail sectors. Champion the use of local businesses and suppliers.
5. The Sponsorship Team support applicants through the application process, outlining the desired program outcomes and expectations.
6. Where a previously supported applicant indicates a desire for increased funding, it is recommended that any increase in request for funding should be accompanied by additional activation or benefits.
7. The two applications in this report have been accepted against the 2022/23 Major Events and Festivals program which operates as exhaustive funding, open all year via expression of interest. No further applications can be received against this program.
8. Recent events supported with a Major Events and Festivals Sponsorship include Fringe World (\$400,000) and Perth Festival (\$400,000).

Discussion

9. Applications have been received from Pride Western Australia Inc (Pride WA) for PrideFEST 2023, an annual event, and Space Collective for an International Motorsport Event, a one-off/non-recurring event.
10. The dates and location of the International Motorsport event are yet to be confirmed, with another Australian city also in contention to host. Recent conversations with Space Collective Pty Ltd indicate that it is likely to occur in November 2024, not February 2024 which was proposed in the sponsorship

application. Should the applicant be approved for funding, these details would be confirmed prior to execution of an agreement.

11. Pride WA has previously been supported through the City's Event Sponsorship program and has been invited to apply under the Major Events and Festivals Sponsorship for the first time.
12. The applications were assessed by a four-person panel consisting of management and officers from Corporate Communications and Community Development, and an external representative from the Department of Local Government, Sport and Cultural. Additionally, the General Manager Community Development had an oversight role.
13. The assessment criteria have clear descriptions and a rating scale which guide the assessors when considering an appropriate score. The scores from panel members are then averaged and considered as part of the recommendation.
14. The funding levels recommended are based on the scale, impact and significance of the event and can include cash and/or in-kind support for the City's fees and charges.
15. The recommendation of a one-year sponsorship for Pride Western Australia Inc. acknowledges the opportunity to grow PrideFEST celebrations within the City boundaries before recommending a multiple year arrangement. A one-year sponsorship allows the City and Pride WA to explore opportunities for growth and increased activation.
16. Pride WA didn't demonstrate sufficient additional activity to support a recommendation for increased funding above the \$210,000 approved for the 2022 event. The request of \$350,000 was not proportionate to the program proposed.
17. Where applicable, in-kind support is considered to have a value equal to cash. Awarding any in-kind reduces the available budget in the same fashion as cash.
18. A summary of the applications and assessment panel recommendation rationale is contained in Attachment 12.2A (Pride WA) and Confidential Attachment 12.2B (Space Collective). Attachment 12.2B contains information that has yet to be publicly announced and is considered commercial-in-confidence.

Consultation

Nil.

Decision Implications

19. The 2023/24 Major Events and Festivals Sponsorship program budget is \$1.6 million (pending budget adoption in July 2023).
20. It is generally not possible to support every application or the total request for each applicant, due to budget constraints, lack of alignment with the City's strategic priorities and/or inadequate applications. This may result in unavoidable dissatisfaction from some applicants.
21. For applicants previously supported by the City, increases to funding are only recommended when additional benefit to the City is demonstrated.
22. A City representative will negotiate an agreement with applicants in line with sponsorship funding amounts once approved by Council. The applicants will be required to provide significant benefits in recognition of the City's support.

23. Successful applicants will be required to submit an acquittal report within three months of project completion. Acquittal reports must demonstrate how the City's sponsorship funding supported projects or initiatives within the City of Perth local government area and demonstrate direct impact on the City of Perth meeting its aspirations of Liveable, Sustainable and Prosperous.

Strategic, Legislative and Policy Implications

Strategy	
Strategic Pillar (Objective)	Liveable
Related Documents (Issue Specific Strategies and Plans):	Major Events and Festivals Sponsorship FY2022/23 Guidelines 2025 Events Strategy Events Plan 2023/24

Legislation, Delegation of Authority and Policy	
Legislation:	Regulation 12 of the <i>Local Government (Financial Management) Regulations 1996</i> - payments from municipal fund or trust fund, restrictions on.
Authority of Council/CEO:	Council Policy 4.3 Outgoing Sponsorship and Grants directs that any sponsorship application for more than \$15,000 or from a funding round be considered by Council.
Policy:	Council Policy 4.3 Outgoing Sponsorship and Grants directs that there be a consistent and transparent assessment process and criteria to guide recommendations to Council. An eligibility check has been conducted on all applications to ensure they are compliant with the Policy and the necessary assessment process has been followed.

Financial Implications

The financial implications of the recommendations are accommodated within the existing 2022/23 budget.

Account Number	1066-100-50-10349-7901	Operating
Account Description	Major Events and Festivals	
Total Budget	\$3,000,000	
Total Allocated to Date	\$800,000	
Budget – This report	\$710,000	
Remaining Budget	\$1,490,000	
Budget Impact	Accommodated within approved 2022/23 budget	

Further Information

24. Questions and Responses forming part of the Agenda Briefing Session held on 20 June 2023 are as follows:

	Question	Response
1.	<p>Re: Pride Fest - What is the total annual spend to date in delivering initiatives pursuant to the LGBTQIA+ Plan? Can I please have a breakdown.</p>	<p>The following costs relate to the 2022/23 financial year, excluding internal staff costs.</p> <p>\$5,500 for the 'Lion Never Sleeps' LGBTQIA+ walking tour.</p> <p>\$8,566 for staff participation in the Pride Parade (November 2023).</p> <p>\$1,341 for Advisory Group meeting catering.</p> <p>Pride WA licence to use the building in the Piazza, Northbridge</p> <p>No charge/peppercorn lease.</p> <p>Grants and sponsorships provided to LGBTQIA+ organisations in 2022/23</p> <p>\$18,500 for two Local Activation grants (GLBTQI Rights in Ageing (GRAI) and The Court Hotel)</p> <p>\$210,000 for event sponsorship for PrideFEST 2023 (Pride WA)</p> <p>\$218 for one venue support grant (GRAI)</p>
2.	<p>Re Motorsport Event - There is no attachment or details in relation to the Motorsport event? I have checked my emails and Council Hub and cannot find anything? There is no confidential attachment referred to in the Agenda? Can I please have details.</p>	<p>The attachment is contained in the Confidential Agenda at Page 22.</p>

13. Infrastructure and Operations Alliance Reports

13.1 Variation to Contract 0036/20- Roe Street Masterplan Works

Responsible Officer	Allan Mason – General Manager Infrastructure and Operations
Voting Requirements	Simple Majority
Attachments	Nil.

Purpose

To seek Council’s approval to vary Contract 00036-20 Roe Street Masterplan Works in accordance with Council Delegation 2.11 Varying and extending tender contracts.

Recommendation

That Council APPROVES the variation to Contract 00036-20 Roe Street Masterplan Works by increasing the contract value from \$16,324,835 to \$20,047,000 ex GST.

Background

1. In November 2020, the City awarded the Roe Street Masterplan Works contract to Civcon for the major component of the construction of the Roe Street Masterplan project. The value of awarded contract was \$14,724,761.
2. The value of the contract has since been increased by \$1,600,074 to the current value of \$16,324,835 through the CEO's delegated authority.
3. All project variations have been assessed by the third party Superintendent as fair and reasonable and the contract sum has been adjusted to reflect the assessment.
4. The initial contract adjustment accounted for the first 19 of these variations, totalling \$1,600,074.
5. The Roe Street Masterplan project budget has \$3,722,165 remaining project contingency. This includes the additional contribution of \$1,300,000 from the Department of Transport, made in 2022, to cover anticipated variations.

Discussion

6. Regulation 21A of the *Local Government (Functions and General) Regulations 1996* prescribes 'if a local government has entered into a contract for the supply of goods or services with a successful tenderer the contract must not be varied unless the variation is necessary in order for the or services to be supplied and does not change the scope of the contract'.
7. In order for the Roe Street Masterplan project to be completed, a variation to increase the value of the Contract is required.
8. In accordance with Delegation 2.11, the CEO is delegated authority to vary contracts pursuant to Regulation 21A with a condition that the variation to a contract may only be approved by the CEO where the total consideration under the resulting contract is less than \$10,100,000 (excl. GST). Acceptance above this threshold must be referred to Council.
9. Varying the contract in line with the approved variations from the Superintendent requires an increase in the total contract value from \$16,324,835 to \$17,715,370 ex GST which exceeds the CEO delegation and therefore requires a Council decision.
10. The Superintendent is currently assessing and determining a number of additional project variations, including an outstanding Extension of Time claim. These pending variations may result in an increase to the contract value of up to an additional \$1,400,000.
11. In order to finalise the project, officers recommend that Council approve an increase of the contract value in line with the remaining approved budget totalling \$3,722,165, resulting in a maximum contract value of \$20,047,000.

Consultation

Nil.

Decision Implications

12. If Council supports the recommendation then the City will be able to amend the contract accordingly and finalise the project payments.
13. If Council does not support the recommendation then the City may be liable for costs associated with delayed payment of invoices.

Strategic, Legislative and Policy Implications

Strategy	
Strategic Pillar (Objective)	Liveable
Related Documents (Issue Specific Strategies and Plans):	Roe Street Masterplan

Legislation, Delegation of Authority and Policy	
Legislation:	Regulation 21A of the <i>Local Government (Functions and General) Regulations 1996</i> –prescribes: If a local government has entered into a contract for the supply of goods or services with a successful tenderer, the contract must not be varied unless – (a) the variation is necessary in order for the goods or services to be supplied and does not change the scope of the contract; or the variation is a renewal or extension of the term of the contract as described in regulation 11(2)(i).
Authority of Council/CEO:	A condition of Delegation 2.11 Varying and Extending Tender Contracts, is that a variation to a contract may only be approved by the CEO where the total consideration under the resulting contract is less than \$10,100,000 (excl. GST). Acceptance above this threshold must be referred to Council.
Policy:	2.2 Purchasing

Financial Implications

The financial implications of the recommendation(s) are accommodated within the existing budget.

Account Number	10507	Capital
Account Description	Roe Street Enhancement (Fitzgerald to Beaufort)	
Total Budget (23/24)	\$12,604,949	
Budget – This report	\$12,604,949	
Remaining Budget	\$3,722,165	
Budget Impact	\$0	

Further Information

Nil.

14. Corporate Services Reports

14.1 Monthly Financial Statements - April 2023

Responsible Officer	Michael Kent – Chief Financial Officer
Voting Requirements	Absolute Majority
Attachments	Attachment 14.1A – Financial Activity Statement and Notes to FAS P10 ↓ Attachment 14.1B – Net Current Position P10 ↓ Attachment 14.1C – Operating Variances by Alliance P10 ↓ Attachment 14.1D – Capital Project Variances P10 ↓ Attachment 14.1E – Investment Report P10 ↓ Attachment 14.1F – Rates Monthly Debtor Report P10 ↓

Purpose

This suite of reports provides Council with timely, meaningful financial insights regarding the City’s operating activities, financial performance and financial position.

Recommendation

That Council:

1. RECEIVES the following financial reports for the period ended 30 April 2023:
 - a) Financial Activity Statement (FAS) and Notes to the FAS - Attachment 14.1A.
 - b) Net Current Position - Attachment 14.1B.
 - c) Operating Variances by Alliance & Service Unit - Attachment 14.1C.
 - d) Capital Projects Variances - Attachment 14.1D.
 - e) Investment Report - Attachment 14.1E.
 - f) Rates Monthly Debtors Report - Attachment 14.1F.
2. APPROVES the amendment to the Annual Budget for Rates by \$1.0M to reflect Interim Rates levied during the 2023/24 year.

Background

1. Presentation of a monthly financial report to Council is both a statutory obligation and good financial management practice that:
 - a. Demonstrates the City's commitment to managing its operations in a financially responsible and sustainable manner.
 - b. Provides timely identification of variances from budget expectations for revenues and expenditures and identification of emerging opportunities or changes in economic conditions.
 - c. Ensures proper accountability to the community for the use of financial resources.
2. Preparation of a monthly Financial Activity Statement (FAS) is the minimal statutory requirement of the *Local Government Act 1995* and regulation 34 of the *Local Government (Financial Management) Regulations 1996*. It is also a responsible financial management practice to allow Council to effectively execute their financial management responsibilities.
3. Financial information that is required to be reported directly to Council monthly includes:
 - a. Operational financial performance against budget expectations.
 - b. Explanations for identified variances from expectations.
 - c. Financial position of the City at each given month end.
4. This statutory financial information is supported by additional information including investments performance and reports on rates and general debtors.

Understanding the Financials

5. When reading the financial information provided in this report, 'variances' (deviations from budget expectations) are classified as being either:
 - a. Favourable variance.
 - b. Unfavourable variance.
 - c. Timing variance.
6. A timing variance relates to a budgeted revenue or expense that has not occurred at the time it was expected, but which is still expected to occur within the budget year. That is, the financial transaction will still occur - but just in a different month. There should be no impact on the projected budget surplus by year end.
7. A realised favourable or unfavourable variance is different to a timing variance. It represents a genuine difference between the actual and budgeted revenue or expenditure item.
8. A realised favourable year to date variance on a revenue item is a positive outcome for the City as it increases the projected budget surplus. An unfavourable variance on a revenue item has the opposite effect, resulting a decrease to the projected budget surplus.
9. A realised favourable variance on an expenditure item may have either of two causes - one being a saving because the outcome was achieved for a lesser cost, which has the effect of increasing the projected budget surplus. The other cause may be that the proposed expenditure may not have been undertaken and is not expected to be incurred in that financial year. Whilst this may seem positive from the financial position perspective, it may not be a positive outcome for the community if the service or project is not delivered.

10. A realised unfavourable year to date variance on an expenditure item, (over-expenditure) results in a decrease to the projected budget surplus.
11. The Schedule of Variances (Attachment 14.1A) provides commentary on whether the nature of the variance is savings related, timing related or otherwise.
12. If a realised favourable or unfavourable variance is material in value (of significant size), it will be amended through a formal budget review process.

Discussion

13. The FAS by Nature & Type - Attachment 14.1A presents a whole of organisation perspective on the attainment of revenue and expenditure targets overall - classified by nature and type.
14. The headline data from the FAS is shown in Table 1 below.

Table 1:

Item Details	YTD Budget	YTD Actual	Variance	F/ U
Operating Revenue - Excluding Rates	\$ 87.940 M	\$ 90.898 M	\$ 2.957 M	F
Rates Revenue	\$ 100.931 M	\$ 100.876 M	\$ 0.045M	F
Operating Expenditure	\$ 162.101 M	\$ 160.064 M	\$ 2.038 M	F
Non-Operating Revenue	\$ 1.389 M	\$ 3.091 M	\$ 1.702 M	F
Capital - Infrastructure	\$ 26.713 M	\$ 23.634 M	\$ 3.079 M	F
Property, Plant & Equipment	\$ 9.686 M	\$ 7.834 M	\$ 1.852 M	F

15. Material operating revenue and expenditure variances from Attachment 14.1A are detailed (with explanatory comments) in the Notes to the FAS (also contained within Attachment 14.1A).
16. Comments on the material variances between budget and actual capital expenditures are presented in Attachment 14.1D - Capital Projects Schedule which lists all approved, budgeted capital projects for 2022/23.
17. Each line item listed in the FAS by Nature & Type Attachment 14.1A can be cross referenced (using the Note reference) back to the relevant note.
18. Attachment 14.1C provides an alternative view showing how the organisation is tracking against budget by Alliance - and then disaggregating those figures by Service. This reporting view includes all internal charges and internal recoveries so the full service-cost can be understood.
19. Examining the FAS (Attachment 14.1A) in more detail; the aggregation of operating revenues and operating expenses reflects a year-to-date Net Cash Deficit from Operations of (\$36.62M) compared to a year-to-date budgeted Deficit of (\$41.08M). This is a favourable variance of \$4.46M at the end of the month.
20. Investing activities reflect a result of (\$28.38M) compared to a year-to-date budget of (\$35.00M). This is a favourable variance of \$6.63M. This is largely related to a favourable timing difference on non-operating grants, initial recognition of contributed drainage assets and timing variances in relation to the capital program.

21. Construction of infrastructure to month end is at 88% of year-to-date budget expectations at \$23.63M, against \$26.71M budget as noted at paragraph 14. Attachment 14.1D provides comments on specific variances for capital projects.
22. Acquisition of non-infrastructure to month end is \$7.83M and is 81% of the year-to-date budget. Readers are directed to Attachment 14.1D for comments on specific variances.
23. Adjusting for opening funds (Net Current Position), generates the Budget Deficiency before Rates. This then indicates the Amount Required to be Raised from Rates. The difference between the Rates amount, and the Deficiency before Rates, is the Closing Position.
24. The FAS for the period to 30 April shows that a rate yield of \$100.9M has been levied compared to the revised budget after adjusting for interim rates for a newly-rated buildings. The rates levied figure will be reduced to reflect the impact of the anticipated Heritage Concessions (\$232K) as they are processed.
25. The disclosed year to date FAS Closing Position of \$48.89M compares favourably to the year-to-date budgeted closing position of \$33.38M - a 36.7% variance reflecting the combined impact of the favourable variances noted in this report for revenues, expenses and financing activity.
26. The Net Current Position Report (Attachment 14.1B) indicates a year-to-date adjusted Net Current Position value of \$48.75M versus the budget of \$33.08M. This is primarily attributable to better than anticipated revenue performance and slower than anticipated cash outflows.
27. Headline data from this month's Net Current Position report is shown in Table 2 below. Comparative figures are provided for 2022 as well as the 30 June 2023 budgeted year-end figures.

Table 2:

Item Details	June 2023 Annual Budget	Apr 2022 YTD Actual	Apr 2023 YTD Actual
Current Assets	\$ 182.288 M	\$ 208.820 M	\$ 223.969 M
Current Liabilities	(\$ 37.105 M)	(\$ 36.187 M)	(\$ 33.900 M)
Unadjusted Net Assets	\$ 145.183 M	\$ 169.633 M	\$ 190.069 M
Less Restricted Items	(\$ 140.451 M)	(\$ 111.695 M)	(\$ 141.429 M)
Adjusted Net Current Position	\$ 4.731 M	\$ 57.938 M	\$ 48.896 M

28. The comparative numbers from the Net Current Position report for April 2022 and April 2023 reflect the impact of a higher value of reserve funds and a lower value of creditors in 2023.
29. As noted above, there is currently a higher value of reserve funds (restricted assets) in 2023 than in 2022, and this difference will remain until drawn down to make the capital contributions for the WACA Aquatic Facility and Perth Concert Hall when required.
30. Attachment 14.1E - Investment Report for April 2023 presents detail of the City's cash investment portfolio in terms of performance, percentage exposure of total portfolio by credit risk, counterparty exposure and maturity profile.
31. The report indicates the City has adequate cash flow to meet its financial obligations as and when they will fall due; and it has achieved compliance with the various Investment Policy limits.
32. It also shows the impact of the recent uplift in investment rates and performance is now ahead of the upward revision to the interest revenue budget at the October OCM. Future projections in the Long Term Financial Plan have also been revised upwards based on current performance.

33. Attachment 14.1F - Rates Debtors provides a monthly update and analysis of rates collections by differential property rating category and overall. The 2022/23 rates notices were issued on 28 July with a due date for the first instalment of 7 September 2022. At month end, (after the due date for the fourth and final instalment) collections represented 97% of the collectible amount.

Consultation

Nil.

Decision Implications

34. Council's acknowledgement of receiving the Financial Activity Statement and supporting documents will meet its statutory obligation in respect of overseeing the City's financial resources.

Strategic, Legislative and Policy Implications

Strategy	
Strategic Pillar (Objective)	Prosperous
Related Documents (Issue Specific Strategies and Plans):	Nil.

Legislation, Delegation of Authority and Policy	
Legislation:	<p>Section 6.4(1) and (2) of the Local Government Act 1995 Regulation 34(1) of the Local Government (Financial Management) Regulations 1996 This section of the Act and the related regulation prescribe the requirement to prepare and present to Council (monthly), FAS. That FAS should contain:</p> <ul style="list-style-type: none"> • Annual Budget estimates, and approved revisions to these for comparison purposes. • Actual amounts of income and expenditure to the end of the month of the FAS. • Material variances between the comparable amounts and commentary on reasons for these variances. • Net current assets at the end of the month. • An explanation of the composition of the net current assets at the end of the month to which the FAS relates. <p>Any other information which the local government deems relevant.</p>
Authority of Council/CEO:	The above legislation prescribes that this report be presented to Council on a monthly basis.
Policy:	CP 2.1 Management of Investments.

Financial Implications

35. There are no direct financial implications of receiving this report as it reflects a historical accounting of financial transactions. When material variances are noted, appropriate remedial action will be initiated by the administration in a timely and prudent manner.

Further Information

36. Employee related costs are disclosed at the end of April as being 0.5% (or \$328K) over year to date budget - compared to 5.7% (or \$1.0M) below at the end of September. This is because the earlier apparent favourable variance was due largely to the timing of registering the outside workers EBA agreement and the resultant lag in paying both the back pay and the increment, the timing of the additional 0.25% increase from 2.75% to 3.0% for the staff covered by the inside workers EBA and the final employee entitlement payouts to the childcare centre staff.
37. With all those factors incorporated into the management accounts, and the reclassification of costs relating to agency (temporary) staff as employee costs rather than materials and contacts, employee related costs across the organisation are now largely in line with budget expectations.

14.2 Schedule of Accounts Paid - April 2023

Responsible Officer	Michael Kent – Chief Financial Officer
Voting Requirements	Simple Majority
Attachments	Attachment 14.2A – Schedule of Accounts Paid - April 2023 ↓

Purpose

For Council to note details of payments made under delegated authority for the month of April 2023.

Recommendation

That Council:

1. RECEIVES the Schedule of Accounts Paid for the period ended 30 April 2023 as attached as Appendix 14.2A.
2. RECORDS in the Ordinary Council Meeting minutes the summary of accounts paid being:

Total Accounts Paid	
Municipal Fund	\$15,472,188.83
Trust Fund	\$0
Total - All Funds	\$15,472,188.83

Background

1. In accordance with Regulation 13(2) and 13(3) of the *Local Government (Financial Management) Regulations 1996*, where this power has been delegated, a list of payments for each month is to be compiled and presented to the Council. The Chief Executive Officer is delegated this authority under Delegation 2.14.
2. This authority has then been subdelegated by the Chief Executive Officer.
3. The listing of payments with full disclosure of all required information, is presented as an attachment to this report.
4. The listing of payments was made available to the Elected Members via the Council Hub, ahead of the agenda distribution, to provide additional time for review.
5. This summary report then facilitates the acknowledgement of the listing having been received.

Discussion

6. The Schedule of Accounts Paid (Attachment 14.2A) contains the following payments made under Delegated Authority 2.14 - Payments from the Municipal & Trust Fund:

Schedule of Accounts Paid - April 2023		
Municipal Fund		
EFT & Cheque Payments	Direct Creditor Payments	11,793,716.06
Sub Total - EFT & Cheques		11,793,716.06
Direct Debits	Bank Charges and Merchant Fees	67,782.54
Sub Total - Direct Debits		67,782.54
Payroll	07/04/2023	1,786,948.33
	21/04/2023	1,805,185.90
Sub Total - Payroll		3,592,134.23
Corporate Cards		18,556.00
Sub Total - Cards		18,556.00
Total per Attachment 14.2A		15,472,188.83
Total Payments from Municipal Fund		15,472,188.83
Investments in Term Deposits		\$4,000,000
Trust Fund		
Trust EFT & Cheques		\$0
Total - Trust Funds		

Consultation

Nil.

Decision Implications

7. Council’s acknowledgement of receiving the Schedule of Accounts Paid will meet its statutory obligation under Regulation 13(1) of the *Local Government (Financial Management) Regulations 1996*.

Strategic, Legislative and Policy Implications

Strategy	
Strategic Pillar (Objective)	Prosperous
Related Documents (Issue Specific Strategies and Plans):	Annual Budget

Legislation, Delegation of Authority and Policy	
Legislation:	<p>Section 6.10 of the <i>Local Government Act 1995</i> Regulation 13(1) of the <i>Local Government (Financial Management) Regulations 1996</i></p> <p>This section of the Act and the related regulation prescribes the requirement to prepare a list of all payments made for each month and to present them to Council. The Schedule of Accounts Paid (the ‘list’) should contain, for each payment:</p> <ul style="list-style-type: none"> • Payee Name • Amount of the Payment • Date of the Payment • Sufficient information to identify the transaction
Authority of Council/CEO:	In accordance with Regulation 13(2) and 13(3) of the <i>Local Government (Financial Management) Regulations 1996</i> , where this power has been delegated, a list of payments for each month is to be compiled and presented to the Council.
Policy:	Nil.

Financial Implications

8. There are no direct financial implications of receiving this report as it reflects a historical accounting of financial transactions that were provided for in the adopted budget (as amended).

Further Information

Nil.

14.3 Register of Delegations and Authorisations - Annual Review 2023

Responsible Officer	Melissa Murphy – General Manager Corporate Services
Voting Requirements	Absolute Majority
Attachments	Attachment 14.3A – Register of Delegations and Authorisations ↓

Purpose

For Council to complete the review of its delegations as required by sections 5.18 and 5.46 of the *Local Government Act 1995*.

Recommendation

That Council:

1. REVIEWS its delegations made under the *Local Government Act 1995* in accordance with sections 5.18 and 5.46 of the Act;
 2. DELEGATES its functions as set out in the Register of Delegations and Authorisations (Attachment 14.3A); and
 3. AUTHORISES employees of the City of Perth strictly as set out in the Register of Delegations and Authorisations (Attachment 14.3A).
-

Background

1. Sections 5.18 and 5.46 of the *Local Government Act 1995* (Act) require Council to review its delegations to Committees of Council and the CEO each financial year. The last review for financial year 2021/2022 was considered by Council at its meeting on 28 June 2022.
2. The annual review requires Council and the CEO to consider if:
 - a. There are any changes in legislation affecting current delegations and authorisations;
 - b. The current delegations and authorisations are fit for purpose and promote efficient and effective decision making; and
 - c. The conditions on delegations and authorisations are appropriate and ensure the delegator has appropriate oversight over decision making.
3. The City's Register of Delegations and Authorisations (Register) captures all delegations and authorisations made by Council and the CEO as delegators under various legislation.
4. The review of the Register is undertaken in two parts:
 - a. The first part was undertaken by the CEO who recently completed their review for 2022/2023 as a delegator under the Act. Changes to the Register given effect to by the CEO's review are marked-up in blue in Attachment 14.3A.
 - b. The second part is the review subject of this report which encompasses all delegations and authorisations **made by Council**, for which the proposed changes are marked-up in red in Attachment 14.3A.

Amendments since 28 June 2022

5. Since the 2021/2022 annual review, Council has reviewed specific delegations and authorisations on an ad hoc basis to meet operational requirements. The following amendments to the Register have been made as resolved by Council or otherwise approved by the CEO since the 2021/2022 review:

Version	Decision Reference	Synopsis of Changes
10.0	Council Resolution (OCM-22/06-094)	Amendment to delegations 2.9, 2.11, 2.13, 2.15 and 9.2 to clarify wording and improve the operational efficiency of financial delegations.
11.0	CEO Briefing Note 79785/22	Amendment to delegation 2.27 to add Alliance Manager Corporate Planning and Performance.
12.0	Council Resolution (OCM-22/09-160) CEO Briefing Notes 183548/22, 188048/22, 194770/22.	Amendment to delegations 2.8, 2.9, 2.10 and 2.11 as part of an overall strategy to better align the revised Council Policy 2.2. Purchasing Policy and procurement-related delegations. All Alliance Managers now have delegated authority under delegations 2.10 and 2.11. Position title changes to reflect current roles and duties. Rates Support Officer reinstated with delegated authority under delegation 2.17. Delegations to Team Leader Rangers Patrol revoked.
13.0	CEO Briefing Notes 1981/23, 1989/23.	Position title changes to reflect current roles and duties. Addition of Community Safety Manager.

14.0	Council Resolution (OCM-23/02-019)	Changes to Community Safety and Amenity positions, particularly Environmental Health positions. Delegation 6.2 amended to delegate the power to grant, refuse to grant, or cancel a licence to keep an approved kennel establishment to the CEO as sub-delegated to employees.
15.0	CEO Briefing Notes 041233/2023, 043525/2023.	Delegation to 'Shift Supervisor Surveillance' and 'Council Governance and Policy Coordinator' positions.
16.0	CEO Briefing Note 101228/23	2022/23 annual review of CEO delegations.

Discussion

6. The 2022/2023 annual review of the Register has sought to identify:
 - a. any necessary amendments to delegations or authorisations that are required to maintain currency with legislation;
 - b. any opportunities for improvement to the clarity and usefulness of the Register; and
 - c. any opportunities to improve the efficiency and appropriateness of delegations and authorisations which in turn serves to minimise steps in decision-making processes, enabling decisions to be made faster and more responsive to the needs of stakeholders.
7. The extent of this annual review initiated by the City consisted of:
 - a. Circulating the current Register to General Managers, Alliance Managers and other employees with delegated authority for feedback;
 - b. A review of the legislation which contains powers to delegate to determine if any amendments were made since the time of the last annual review and if so, whether they impact the existing instruments of delegation;
 - c. Consulting guidelines and templates issued by the Department of Local Government, Sport and Cultural Industries (DLGSCI) and WALGA.
8. A low number of actions are proposed as evidenced by the tracked changes in red in Attachment 14.3A. This is attributable to:
 - a. the Register remaining aligned with DLGSCI Guideline No. 17 Delegations and the WALGA template for delegations;
 - b. amendments to the Register approved by Council (and the CEO) on an ad hoc basis over 2022/2023; and
 - c. no amendments having been made to legislation, regulations, or local laws since the last annual review that require the modification of existing instruments of delegations or the implementation of new delegations.
9. The proposed actions for Council's consideration as part of their annual review are as follows:

Summary of the actions requested

Delegation/Authorisation	Substantive Changes
<p>Delegation 7.3. Appoint authorised officers and designated officer</p>	<p>The City is conducting a contemporaneous review of the statutory authorisation process, a component of which has sought to delegate the authority to General Managers to appoint or designate employees as authorised persons for the purposes of various laws applicable to local government, in turn improving the efficiency and utility of the statutory authorisation process.</p> <p>As part of the CEO's most recent annual review, the CEO has approved a new instrument of delegation which delegates authority to all General Managers to appoint authorised persons for the purposes of section 9.10 of the <i>Local Government Act 1995</i>.</p> <p>Accordingly, it is requested that Council delegate its authority to the General Manager Community Development to appoint a person to be an authorised officer or a designated officer for the purposes of the <i>Food Act 2008</i>. The Community Development Alliance comprises employees that require to carry out duties as authorised officers and designated officers under the <i>Food Act 2008</i>.</p> <p>For clarity and the avoidance of doubt, it is also requested to explicitly set out in this instrument of delegation the function to provide authorised officers appointed under section 122 of the <i>Food Act 2008</i> with a certificate of authority in accordance with section 123.</p>
<p>Delegation 9.2. Planning Approval – City of Perth City Planning Scheme No. 2</p>	<p>To ensure greater consistency in decision-making processes for planning matters, specifically development applications, it has been proposed to combine Delegations 9.2 and 9.3 which reference the <i>City of Perth City Planning Scheme No.2</i> and <i>City of Subiaco Town Planning Scheme No.4</i> respectively into the one delegation with the new title of 'Planning Approval – Local Planning Schemes.'</p> <p>It has also been proposed that Council's conditions be amended for greater clarity, particularly to expressly acknowledge in Condition 2 that a planning approval may not be approved but can be rejected for the reasons attached to Condition 2.</p>
<p>Delegation 9.3. Planning Approval – City of Subiaco Town Planning Scheme No. 4</p>	<p>This instrument of delegation has been deleted and subsumed by Delegation 9.2. as above.</p>
<p>Delegation 10.1. Appoint authorised officers and approved persons</p>	<p>As mentioned above, to assist with the ongoing review of the statutory authorisation process, it is requested that Council designates the General Manager Community Development as an authorised person under the <i>Public Health Act 2016</i> for the purposes of section 21 and delegates authority to General Manager Community Development through Delegation 10.1 to appoint authorised officers and approved persons for the purposes of the <i>Public Health Act 2016</i>.</p> <p>The Community Development Alliance comprises employees that require to carry out duties as authorised officers and designated officers under these Acts and Regulations.</p> <p>For clarity and the avoidance of doubt, it is also requested to explicitly set out in this instrument of delegation the function to provide authorised officers</p>

	designated under the <i>Public Health Act 2015</i> with a certificate of authority in accordance with section 30.
Authorisation 11.1. Execution of documents by employees	Currently, only the CEO is authorised to execute a document by deed pursuant to this authorisation under section 9.49A of the <i>Local Government Act 1995</i> . It has been requested that this specific authorisation extends to General Managers as well as the CEO to allow for no-value contracts such as deeds of novation to be signed by General Managers, who are best placed to manage contracts within the remit of their Alliance.

Non-substantive changes to the Register

10. There are other non-substantive changes requested to be made to the Register as tracked in Attachment 14.3A, such as position title updates and correcting clerical errors.
11. To ensure the currency of the Register and improve efficiency in decision-making, the Senior Corporate Governance Officer was identified as an appropriate officer to make non-substantive changes of the kind referred to in Paragraph 10 above.
12. As it is the ultimate responsibility of the CEO to keep a register of delegations made to the CEO and to employees under the Act pursuant to section 5.46(1), the CEO in completing their annual review of delegations for 2022/2023 has authorised the Senior Corporate Governance Officer to make non-substantive changes to the Register *as far as it is in the CEO's power to do so* for all delegations and authorisations on the Register, which extends to:
 - a. Update position titles for positions with existing delegated authority or an authorisation;
 - b. Remove expired, defunct or obsolete positions;
 - c. Maintain current references to legislation and local laws; and
 - d. Make corrections to spelling, grammatical and formatting errors or inconsistencies.
13. It is requested that Council, *as far as it is in Council's power to do so* for all delegations and authorisations, authorises the CEO to:
 - a. make these non-substantive changes; and
 - b. authorise another City employee to do so.

Consultation

14. Corporate Governance has facilitated the CEO's and Council's reviews by undertaking internal consultation across each Alliance who have provided feedback on the current Register and requested actions to improve operational efficiency at the City.
15. No external stakeholders were engaged.

Decision Implications

16. Council is required to review its delegations under the Act at least once every financial year. Failure to complete the review will mean the City is in breach of the Act.

17. By delegating the functions of Council under the Act and other legislation, and by authorising employees under applicable legislation, decisions on the matters delegated or subject of a Council authorisation will be undertaken by City employees.

Strategic, Legislative and Policy Implications

Strategy	
Strategic Pillar (Objective)	Well-governed.
Related Documents (Issue Specific Strategies and Plans):	Nil.

Legislation, Delegation of Authority and Policy	
Legislation:	Sections 5.18, 5.42, 5.46 and 9.49A of the <i>Local Government Act 1995</i> . Section 118 of the <i>Food Act 2008</i> . Schedule 2, clause 82 of the <i>Planning and Development (Local Planning Schemes) Regulations 2015</i> . Section 21 of the <i>Public Health Act 2016</i> .
Authority of Council/CEO:	Council is a delegator under the <i>Local Government Act 1995</i> and is required to review its delegations at least once every financial year pursuant to sections 5.18 and 5.46(2) of the Act. Council deciding to delegate or authorise functions requires an absolute majority of Council in accordance with the various legislation under which the delegation is made.
Policy:	Nil.

Financial Implications

Nil.

Further Information

Nil.

15. Chief Executive Officer Reports

15.1 Review of the Code of Conduct for Council Members, Committee Members and Candidates

Responsible Officer	Michelle Reynolds – Chief Executive Officer
Voting Requirements	Absolute Majority
Attachments	Attachment 15.1A – Draft Code of Conduct for Council Members Committee Members and Candidates ↓

Purpose

For Council to acknowledge a review the Code of Conduct for Council Members, Committee Members and Candidates has been completed and consider proposed amendments.

Recommendation

That Council ADOPTS the attached Code of Conduct for Council Members, Committee Members and Candidates (Attachment 15.1A) in accordance with section 5.104 of the *Local Government Act 1995*, as amended.

Background

1. The *Local Government (Model Code of Conduct) Regulations 2021* (the 'Model Code Regulations') and associated amendments to the *Local Government Act 1995* (the 'Act') took effect on 3 February 2021.
2. Local governments were required to prepare and adopt a code of conduct for council members, committee members and candidates that incorporates the prescribed Model Code (Schedule 1 of the Model Code Regulations) in accordance with section 5.104 of the Act.
3. At the Ordinary Council Meeting held on 27 April 2021, the City of Perth adopted its Code of Conduct for Council Members, Committee Members and Candidates (Code) which included amendments to comply with the requirements under the Act and to incorporate the Model Code. The Code was adopted in accordance with the deadlines prescribed in the Act (3 May 2021).
4. The Code includes a section stating that elected members will review the Code at least once every two years.

"This Code will be reviewed in accordance with relevant legislative obligations. Additionally, at least once every two years elected members will review this Code to ensure that it meets and continues to meet community standards and expectations."

5. The Code was adopted in April 2021 to comply with the legislated requirement to have a Code adopted before 3 May 2021. This means the review of the Code was due in April 2023.
6. The review of the code of conduct was postponed for a short period of time to enable the findings of the Discretionary Grants Funding Internal Audit (audit) report relating to 'lobbying; 'to be considered and implemented in a timely manner following council consideration of the audit report at the Ordinary Council meeting held on 30 May 2023.
7. Proposed Delegation 2.22A in the Register of Delegations, being considered at this meeting provides for the CEO to authorise a person to receive complaints and withdraw complaints, and if the CEO does not authorise a person to receive complaints and withdraw complaints, the CEO is the authorised person.

Discussion

8. The findings of the audit included "Inadequate lobbying management" and expanded that the lack of policy provisions relating to lobbying to be of medium risk to the City. In response, the administration agreed to include a policy position, relating to lobbying into the code when it was next reviewed, to be completed by 30 June 2023.
9. A CIBN outlining proposed changes was provided to Elected Members on 23 May 2023. Elected Member feedback has been considered and based on feedback provided and further consideration, it is determined that the contemplation to include a policy position on lobbying in the code will require further research.
10. It is not clear whether the audit process considered the difference between lobbying at Federal and State Government levels (involving third party, professional lobbyists acting in the interests of another) compared to the Local Government level.
11. The City must avoid inadvertently impacting on the valid activities of an applicant acting in their own interests or obstructing the role of a Council member under s. 2.10(a) and (c) of the *Local Government Act 1995* as included below:

Local Government Act 1995	
<p>2.8. Role of mayor or president</p> <p>(1) <i>The mayor or president —</i></p> <ul style="list-style-type: none"> (a) <i>presides at meetings in accordance with this Act; and</i> (b) <i>provides leadership and guidance to the community in the district; and</i> (c) <i>carries out civic and ceremonial duties on behalf of the local government; and</i> (d) <i>speaks on behalf of the local government; and</i> (e) <i>performs such other functions as are given to the mayor or president by this Act or any other written law; and</i> (f) <i>liaises with the CEO on the local government’s affairs and the performance of its functions.</i> <p>(2) <i>Section 2.10 applies to a councillor who is also the mayor or president and extends to a mayor or president who is not a councillor.</i></p>	<p>2.10. Role of councillors</p> <p><i>A councillor —</i></p> <ul style="list-style-type: none"> (a) <i>represents the interests of electors, ratepayers and residents of the district; and</i> (b) <i>provides leadership and guidance to the community in the district; and</i> (c) <i>facilitates communication between the community and the council; and</i> (d) <i>participates in the local government’s decision-making processes at council and committee meetings; and</i> (e) <i>performs such other functions as are given to a councillor by this Act or any other written law.</i>
City of Perth Act 2016	
<p>10. Special role of Lord Mayor</p> <p>(1) <i>The role of the Lord Mayor is as follows —</i></p> <ul style="list-style-type: none"> (a) <i>to act as an ambassador for the City of Perth in hosting international delegations and attending local, regional, State, national and international civic functions and events;</i> (b) <i>to carry out civic and ceremonial duties associated with the office of Lord Mayor;</i> (c) <i>to develop and maintain inter-governmental relationships at regional, State, national and international levels, and as part of that to develop and implement strategies and policies that seek to ensure consistency in policies and strategic direction at all levels of government;</i> (d) <i>to provide leadership and guidance to the City of Perth Council;</i> (e) <i>to preside at meetings in accordance with the Local Government Act 1995;</i> (f) <i>to speak on behalf of the City of Perth;</i> (g) <i>to liaise with the chief executive officer of the City of Perth on the City of Perth’s affairs and the performance of its functions;</i> (h) <i>to perform whatever other functions are given to the Lord Mayor by this Act, the Local Government Act 1995 or any other written law.</i> <p>(2) <i>This section does not limit —</i></p> <ul style="list-style-type: none"> (a) <i>the role, functions, powers, obligations and responsibilities of the Lord Mayor under the Local Government Act 1995 or any other written law; or</i> 	<p>11. General roles of Lord Mayor and councillors</p> <p>(1) <i>In addition to the role set out in section 10, the role of the Lord Mayor includes the matters set out in subsection (2)(a) to (j).</i></p> <p>(2) <i>The role of a councillor is as follows —</i></p> <ul style="list-style-type: none"> (a) <i>to represent the interests of electors, ratepayers and residents of the City of Perth;</i> (b) <i>to serve the current and future interests of the community in the City of Perth;</i> (c) <i>to provide leadership and guidance to the community in the City of Perth;</i> (d) <i>to facilitate communication between the community and the City of Perth Council;</i> (e) <i>to participate in the City of Perth Council’s decision-making processes at council and committee meetings;</i> (f) <i>to participate in the determination, oversight and regular review of the following matters, as required by the Local Government Act 1995 or any other written law —</i> <ul style="list-style-type: none"> (i) <i>the City of Perth Council’s policies, goals, finances, resource allocation, expenditure and corporate strategies;</i> (ii) <i>the efficiency and effectiveness of the City of Perth Council’s service delivery, the performance standards for that service delivery and the monitoring of those performance standards;</i>

<p><i>(b) the application of the Local Government Act 1995 sections 2.9, 5.34 and 5.35 in relation to the performance of the functions of the Lord Mayor.</i></p>	<p><i>(g) in matters that relate to the unique responsibilities of the City of Perth that flow from Perth’s status as capital of Western Australia, to seek to ensure that —</i></p> <ul style="list-style-type: none"> <i>(i) an appropriate balance is struck among economic, social, cultural and environmental considerations; and</i> <i>(ii) the flow-on effects on the broader metropolitan area are considered;</i> <p><i>(h) to have due regard to the objects of the City of Perth in informing the City of Perth Council’s work and in the making of decisions by the Council;</i></p> <ul style="list-style-type: none"> <i>(i) to participate in achieving a vision for the desired future of the City of Perth through the formulation of strategic plans and policies that align with the objects of the City of Perth;</i> <i>(j) to ensure that the City of Perth Council discharges its responsibilities under this Act, the Local Government Act 1995 and any other written law;</i> <i>(k) to perform whatever other functions are given to a councillor by this Act, the Local Government Act 1995 or any other written law.</i> <p><i>(3) This section does not limit the roles, functions, powers, obligations and responsibilities of the Lord Mayor or councillors under the Local Government Act 1995 or any other written law.</i></p>
---	--

12. The City has undertaken a minor review of the Code to ensure that the expectations and responsibilities included in the Code are still relevant and minor amendments, to improve consistency of language and provide clarity is recommended.
13. The Code will be reviewed again following the 2023 Election to align the biennial review date with the local government election schedule and to provide the new council with the opportunity to be involved in the review.
14. The recommended amendments are described in the table below.

Proposed amendments to the Code of Conduct for Elected members, Committee members and Candidates (Code)				
#	Line	Section	Amendment	Reason for amendment
1.	270 (in table)	Gifts	Remove the words 'via Attain' from the 'Responsibilities' box: <ul style="list-style-type: none"> Declaring relevant gifts within 10 days of receipt to the Chief Executive Officer via Attain. 	<ul style="list-style-type: none"> Attain is the system used by the City for Council Members and staff to record disclosures. It is not considered necessary to name the system in the Code, as the system may change in the future. Candidates must declare election gifts via the reporting method for disclosing election gifts which is prescribed in the <i>Local Government (Elections) Regulations 1997</i>.
2.	315	Commitment to the Code of Conduct of Conduct.	To amend the following 'agreement' statement: As an elected representative of the City of Perth, I agree to: <ul style="list-style-type: none"> uphold the public trust in the office of Lord Mayor or Councillor by refraining from any action or behaviour that would bring Council into disrepute; 	To include the office of Lord Mayor in the statement of agreement.
3.	320 - 322	Commitment to the Code of Conduct of Conduct.	This Code will be reviewed in accordance with relevant legislative obligations. Additionally, at least once every two years, elected Members will review this Code will be reviewed biennially following each local government election , to ensure that it meets, and continues to meet, community standards and expectations.	<ul style="list-style-type: none"> To align the review of the Code to follow Ordinary Elections. There is no legislated requirement to review the Code, however as the City of Perth Code is more comprehensive than the <i>Local Government (Model Code of Conduct) Regulations 2021</i> it is considered best practice to review the Code after each Ordinary Election.

Proposed amendments to the Code of Conduct for Elected members, Committee members and Candidates (Code)				
#	Line	Section	Amendment	Reason for amendment
4.	326-330	Document Control	A section has been added to record document control and history.	This new section provides administrative information on the review, adoption and amendment history of the Code, and owner responsible for the Code's administrative management.
5.	331-369	Addendum – Tools and Resources	Reformat the tools and resources section to create a simple list of links and documents under headings that advise the source of the information.	<ul style="list-style-type: none"> Streamlines the tools and resources section to remove duplicate headings and duplicate links. Obsolete links have been removed and where relevant, new resources added.
6.	21 and 72	Two instances in the Code	Remove reference to repealed legislation and include reference to new legislation: <i>Occupational Safety and Health Act 1984</i> replaced with <i>Work Health and Safety Act 2020</i> .	Nil.
7.	Various	Several instances throughout the Code	To change the word 'Councillor/s' to 'Council Member/s' throughout the Code, where the reference to Councillor is intended to include the Lord Mayor, as the Lord Mayor is not a councillor.	<ul style="list-style-type: none"> The terminology will be amended to include all elected council members. The Code currently uses the term 'Council Member' which aligns with the term used throughout the <i>Local Government (Model Code of Conduct) Regulations 2021</i>.

Consultation

15. Elected Members were invited to provide feedback during review of the code.

Decision Implications

16. If the Council does not support the recommendation to amend the Code included in Attachment 15.1A, the existing Code will remain in place, however the commitment to review the code will have been accomplished.
17. If the Council supports the recommendation, the Code will be updated, Council members will be asked to sign the Commitment to the updated code and the updated Code will be uploaded to the City's website.

Strategic, Legislative and Policy Implications

Strategy	
Strategic Pillar (Objective)	Liveable
Related Documents (Issue Specific Strategies and Plans):	Nil.

Legislation, Delegation of Authority and Policy	
Legislation:	Section 5.104 of the <i>Local Government Act 1995</i> requires Local Governments to prepare and adopt a code of conduct that incorporates the model code (<i>Local Government (Model Code of Conduct) Regulations 2021</i>)
Authority of Council/CEO:	Council
Policy:	Code of Conduct for Council Members, Committee Members and Candidates

Financial Implications

Nil.

Further Information

Nil.

15.2 Adoption of the City of Perth Repeal Local Law 2022

Responsible Officer	Michelle Reynolds – Chief Executive Officer
Voting Requirements	Absolute Majority
Attachments	Attachment 15.2A – Final draft for adoption - City of Perth Repeal Local Law 2022 ↓

Purpose

For Council to consider the adoption of the *City of Perth Repeal Local Law 2022*

Recommendation

That Council in accordance with the provisions of Section 3.12 of the *Local Government Act 1995*; adopts the proposed *City of Perth Repeal Local Law 2022* (Attachment 15.2A), which incorporates the changes suggested by the Department of Local Government, Sport and Cultural Industries of which the purpose and effect is as follows:

- Purpose - To repeal the City of Perth Special Events Local Law 2007, City of Perth Air-Conditioning Units Local Law 2004.
 - Effect - The City of Perth Special Events Local Law 2007, City of Perth Air-Conditioning Units Local Law 2004 are repealed.
-

Background

1. At its Ordinary Meeting held on 30 August 2022 Council resolved to initiate the making of the *City of Perth Repeal Local Law 2022* as follows:

“That Council:

1. *APPROVES local public notice of the proposal to make the City of Perth Repeal Local Law 2022 (Attachment 16.4A) being given in accordance with sections 3.12(3)(a) of the Local Government Act 1995.*
2. *NOTES the purpose and effect of the City of Perth Repeal Local Law 2022 as detailed in this report.”*

Discussion

2. The City gave local public notice of the proposal to make the Repeal Local Law on 27 March 2023 and the submission period ran from 27 March 2023 to the closing date on 12 May 2023, and in accordance with Section 3.12(3)(b) of the *Local Government Act 1995 (Act)*, sent a copy of the proposed repeal local law and a copy of the local public notice to the Minister for Local Government on 5 April 2023.
3. No public submissions were received during the submission period and the Department of Local Government’s (DLGSC) review comments indicated that no issues of significance had been identified, but that it is unnecessary to repeal a repeal local law unless the intention is to revive one of the repealed instruments and the City might want to consider removing them from the proposed local law.
4. Section 3.12(4) of the Act advises that after consideration of submissions, the local government is to consider any submissions made and may make the local law as proposed or one that is not **significantly different** from what was proposed.
5. In consideration of the requirements of the Act and in response to the feedback from the DLGSC, the city considers that the removal of reference to previous repeal local laws from both the text and from the purpose, and effect of the *City of Perth Repeal Local Law 2022* does not cause it to become significantly different from previously advertised.
6. As these repeal local laws have already been inactive since they were repealed there will be zero impact or consequence on any person because of their removal from the proposed local law.
 - a. Reference to the City of Perth Repeal Local Law 2004 and City of Perth Repeal Local Law 2009; from the original purpose and effect of the City of Perth Repeal Local Law 2022 will be removed:

“Purpose - To repeal the City of Perth Special Events Local Law 2007, City of Perth Air-Conditioning Units Local Law 2004, City of Perth Repeal Local Law 2004 and City of Perth Repeal Local Law 2009.

Effect - The City of Perth Special Events Local Law 2007, City of Perth Air-Conditioning Units Local Law 2004, City of Perth Repeal Local Law 2004 and City of Perth Repeal Local Law 2009 are repealed”
 - b. Paragraphs 3 and 4 from the City of Perth Repeal Local Law 2022 will be removed:

“(3) The City of Perth Repeal Local Law 2004 published in the Government Gazette on 9 November 2004 is repealed.

(4) The City of Perth Repeal Local Law 2009 published in the Government Gazette on 10 July 2009 is repealed”.

Consultation

7. Consultation was undertaken in accordance with sections 3.12(3)(a) and 1.7 of the *Local Government Act 1995*:
 - a. A public notice was published on the website.
 - b. A notice was placed in the West Australian Newspaper.
 - c. A notice was placed on the notice board at Council House and the Library.
 - d. A notice was placed on the City of Perth LinkedIn site.
8. The Minister for Local Government was provided with a copy of the proposed Local Law (in gazette ready format) and a copy of the local public notice as required by section

Decision Implications

9. If Council support the recommendation to make the *City of Perth Repeal Local Law 2022*, the Administration will commence the process to gazette the local law and send a copy to the Joint Standing Committee on Delegated Legislation for their determination as required by the Act.
10. If Council do not support the recommendation, the process to repeal will cease and the local laws that are listed to be repealed will remain in force.

Strategic, Legislative and Policy Implications

Strategy	
Strategic Pillar (Objective)	Liveable
Related Documents (Issue Specific Strategies and Plans):	Nil

Legislation, Delegation of Authority and Policy	
Legislation:	Section 3.12 of the <i>Local Government Act 1995</i>
Authority of Council/CEO:	Council
Policy:	Nil.

Financial Implications

The 2022/23 annual budget includes provision for minor costs associated with advertising and gazettal. Financial implications of the recommendation(s) are accommodated within the existing budget.

Further Information

Nil.

15.3 Audit Report - Financial Management Review

Responsible Officer	Natasha Balderston – Audit and Risk Manager
Voting Requirements	Simple Majority
Attachments	Attachment 15.3A – Audit Report - Financial Management Review ↓ Attachment 15.3B – Financial Management Review - Scope Memorandum ↓

Purpose

To provide an overview of the results from the Financial Management Review Audit.

Recommendation

That Council RECEIVES the final Financial Management Review audit report (Attachment 15.3A), including the management comments and the proposed due dates.

Background

1. The Financial Management Review (“FMR”) is designed to provide an independent review of the local government’s financial management practices and processes.
2. As per the requirements of the *Local Government (Financial Management) Regulations 1996* Section 5(2)(c), the Chief Executive Officer of a local government is required to:

“Undertake reviews of the appropriateness and effectiveness of the financial management systems and procedures of the local government (and not less than once in every 3 financial years) and report to the local government the results of those reviews”.
3. To fulfill these obligations and ensure accountability, the FMR audit assures the community that the City of Perth (“the City”) is managing its financial resources responsibly and transparently. It also helps the local government to identify areas where it can improve its financial management practices and processes and implement corrective action where necessary.
4. Through an RFQ process, the City appointed Moore Australia (WA) Pty Ltd. (“Moore Australia”) to perform the City’s FMR audit.
5. The review included process walkthroughs to understand and assess the design of the key internal controls within the City of Perth’s financial management systems, and a comprehensive review of the City’s financial management policies, systems, procedures, and financial statements, and reports.
6. Moore Australia held an entrance meeting with the Chief Financial Officer, Financial Controller, and Manager Audit and Risk to discuss the objectives, scope, and timeframes for this audit. The agreed upon scope for the audit is included as Attachment 15.3B.

Discussion

7. The audit identified that there were no major issues with the processes related to the Financial Management of the City. The following positive observations were also identified:
 - a. The City’s Rates Methodology, adopted on 22 April 2021, is a comprehensive document that defines clear guidelines specific to rates setting, modelling and principles.
 - b. The City uses an activity-based cost (“ABC”) model for allocating its shared corporate overhead costs. This is a good practice in ensuring that the cost pools are accurately allocated based on the proper cost drivers that will lead to identify the cost effectiveness of each business unit.
8. The audit identified seven (7) observations (relating to medium and low risk rated issues). The table below provides a summary of these observations:

No.	Findings	Inherent Risk
1.	Internal controls gaps related to investments.	Medium
2.	Inconsistent application of Credit Card Controls.	Low
3.	Evidence of approvals required on the Procedures.	Low
4.	Exceptions noted in General Journals.	Low
5.	Proof of completion not attached as part of Goods Receipt Note (“GRN”).	Low
6.	Significant receivables pending collection, but write-off policy not defined.	Low
7.	Incorrect reference to the declaration of confidentiality documented.	Low

9. Management comments have been captured in the 'Agreed Actions' section of the audit report.
10. Twelve (12) remediation strategies were recommended to address these observations. All remediation strategies have been accepted by Management except for Recommendation 11, which has been noted as follows:

No.	Recommendation	Management Comment
11.	Continue to review, monitor and report the long outstanding rates.	Noted. The City has a process for reviewing, monitoring, and reporting on its outstanding fees and this process has been implemented for at least five years. The auditors were provided examples of the review, monitor and report processes during the audit. The City will continue with its existing processes to collect on its outstanding debts.

11. Once the audit report, recommendations, management comments, and due dates have been received by the Council, this information will be inputted into the audit log for tracking. Implementation of these recommendations will be verified as part of the standard verification process undertaken by the Internal Audit Team, and progress will be reported back to the Audit and Risk Committee in a timely manner.
12. Please find the detailed audit report in Attachment 15.3A.

Consultation

13. Prior to and during the engagement, information and documentation was requested from:
 - a. Chief Finance Officer
 - b. Asset & Insurance Accountant
 - c. Financial Controller
 - d. Financial and Systems Accountant
 - e. People and Culture Services Manager
 - f. Senior Rates Coordinator
 - g. Financial Accounting Lead
 - h. Procurement Manager
 - i. Corporate Governance Lead
 - j. Finance Officer
 - k. Revenue Services Lead

Decision Implications

14. Council's receipt of this audit report ensures that the City will comply with *Local Government (Financial Management) Regulations 1996* Section 5(2)(c).

Strategic, Legislative and Policy Implications

Strategy	
Strategic Pillar (Objective)	Prosperous
Related Documents (Issue Specific Strategies and Plans):	Nil.

Legislation, Delegation of Authority and Policy

Legislation:	<i>Local Government (Financial Management) Regulations 1996</i>
Authority of Council/CEO:	Council.
Policy:	Nil.

Financial Implications

Nil.

Further Information

- 15. The audit report attached is now the final report. Finding 6 and the corresponding Recommendation 11 has been changed since the ABS.

15.4 Performance of ARC Audit - Relevant Recommendations to Other Committees and Council

Responsible Officer	Natasha Balderston – Audit and Risk Manager
Voting Requirements	Simple Majority
Attachments	Attachment 15.4A – Table 1 - List of recommendations that may be relevant to the CEO PR Committee and Council ↓ Attachment 15.4B – Table 2 - List of recommendations that are not relevant to the CEO PR Committee and Council ↓

Purpose

To provide Council with a detailed report setting out:

- i. The findings of the Performance of ARC report that may also be relevant to other committees and Council.
- ii. The actions to be taken to resolve the matters for those forums; and
- iii. The timing for delivery of those actions.

Recommendation

That Council RECEIVES the report on the City's analysis on the relevant recommendations from the Performance of ARC audit which could be applied to Council and the CEO Performance Review Committee.

Background

1. In May 2023, the City of Perth (“the City”) finalised an audit on the Performance of the Audit and Risk Committee (“ARC”).
2. The audit was completed by Moore Australia (WA) Pty Ltd (“Moore Australia”) and the scope for the audit was the period from 1 January 2022 to 31 December 2022.
3. The objective of the assessment was to determine specifically if the ARC was operating effectively and in compliance with the ARC Terms of Reference (TOR). The assessment also aimed to determine if internal documents, such as the ARC TOR, are relevant, appropriate, accurate and complete.
4. The Council was also advised at the Agenda Briefing Session (ABS) held on 23 May 2023 that learnings from this audit would be shared across other relevant areas in the City. This was discussed and highlighted at the Ordinary Council Meeting (OCM) on 30 May 2023.
5. At the OCM held on 30 May 2023, Council adopted an amended motion that Council:
 1. Receives the performance of ARC internal audit report including the management comments and the proposed due dates, and the ARC health checklist; and
 2. Requests a detailed report be submitted to the June ordinary meeting of Council setting out:
 - i. The findings of the abovementioned report that may also be relevant to other committees and Council.
 - ii. The actions to be taken to resolve the matters for those forums.
 - iii. The timing for delivery of those actions.

Discussion

6. The findings from the Performance of ARC report are specific to the ARC, however, the City has considered the recommendations, to identify which ones could be reasonably applied to other Committees and Council. The CEO Performance Review Committee is currently the only other Committee within the City.
7. It has been determined that ten (10) of the total thirty-two (32) recommendations from the Performance of ARC audit may reasonably be applied to the City’s other Committee and Council. Please see Attachment 15.4A for details on these ten (10) recommendations.
8. Twenty-two (22) recommendations are not deemed suitable to be applied to the City’s other Committee and Council as they are specific to the ARC. Please see Attachment 15.4B for details of these twenty-two (22) recommendations.
9. The learnings are being applied to the CEO Performance Review Committee and Council.

Consultation

10. The relevant stakeholders have provided feedback on the actions assessed as relevant to be applied to the City’s CEO Performance Review Committee and Council and the timing for delivery of those actions. These are detailed in Attachment 15.4A.

Decision Implications

Nil.

Strategic, Legislative and Policy Implications

Strategy	
Strategic Pillar (Objective)	Prosperous
Related Documents (Issue Specific Strategies and Plans):	Nil.

Legislation, Delegation of Authority and Policy	
Legislation:	<i>Local Government Act 1995, Local Government (Audit) Regulations 1996, Local Government (Administration) Regulations 1996.</i>
Authority of Council/CEO:	Council.
Policy:	Nil.

Financial Implications

Nil.

Further Information

Nil.

16. Committee Reports

Nil.

17. Motions of which Previous Notice has been Given

Nil.

18. Matters for which the meeting may be closed

In accordance with Section 5.23(2)(c) of the Local Government Act 1995, the following Item 18.1 and its attachments are confidential.

- 18.1 Altona Laneway (Part Lot 100 on P1419), West Perth - Property Disposal - Unsolicited Bid

Responsible Officer	Steve Holden – General Manager Commercial Services
Voting Requirements	Absolute Majority
Attachments	Attachment 18.1A – Terms Sheet

In accordance with Section 5.23(2)(e) of the Local Government Act 1995, the following Item 18.2 and its attachments are confidential.

18.2 Level 3 Council House - Leasing - Approval of Lease Proposal

Responsible Officer	Steve Holden – General Manager Commercial Services
Voting Requirements	Absolute Majority
Attachments	Attachment 18.2A – Key Commercial Terms Attachment 18.2B – Level 3 - Net Lease Area Plan

19. Urgent Business

20. Closure