



City of **Perth**

Agenda

Agenda Briefing Session

21 September 2021

Notice of Meeting

To the Lord Mayor and Councillors

The next Agenda Briefing Session will be held on Tuesday, 21 September 2021 in the Council Chamber, Level 9, 27 St Georges Terrace, Perth commencing at 5.00pm.

Michelle Reynolds

Chief Executive Officer

15 September 2021

Information

This information is provided on matters which may affect members of the public. If you have any queries on procedural matters, please contact a member of the City's Governance team via governance@cityofperth.wa.gov.au

Deputations

To submit a deputation request, please complete the Deputation Request form available on the City's website www.perth.wa.gov.au/council/council-meetings.

Disclaimer

Members of the public should note that in any discussion during a meeting regarding any item, a statement or indication of approval by any council member, committee member or officer of the City is not intended to be, and should not be taken as, notice of approval from the City. No action should be taken on any item discussed at a meeting of Council prior to written advice on the Committee or Council's resolution being received.

Any plans or documents contained in these minutes may be subject to copyright law provisions (*Copyright Act 1968*, as amended) and the express permission of the copyright owner(s) should be sought prior to their reproduction.

Table of Contents

1. Declaration of Opening	4
2. Acknowledgement of Country/Prayer	4
3. Attendance	4
3.1 Apologies	4
3.2 Leave of Absence.....	4
3.3 Applications for Leave of Absence.....	4
4. Announcements by the Lord Mayor	4
5. Public Participation.....	4
5.1 Public Questions	4
5.2 Deputations.....	4
6. Disclosures of Interests	4
7. Confirmation of Minutes	4
8. Questions by Members which due notice has been given.....	4
9. Correspondence	5
10. Petitions.....	5
11. Planning and Economic Development Alliance Reports	6
11.1 City of Perth Submission – Draft State Infrastructure Strategy	6
12. Community Development Alliance Reports	12
12.1 Major Events and Festivals Sponsorship – Financial Year 2021/22	12
13. Infrastructure and Operations Alliance Reports	17
14. Corporate Services Alliance Reports	18
14.1 Monthly Financial Report for July 2021.....	18
14.2 Schedule of Accounts Paid – July 2021.....	24
15. Chief Executive Officer Alliance Reports	28
16. Committee Reports	29
17. Motions of which notice has been given.....	30
18. Matters for which the meeting may be closed.....	31
19. Urgent Business	31
20. Closure.....	31

1. Declaration of Opening
2. Acknowledgement of Country/Prayer
3. Attendance
 - 3.1 Apologies
 - 3.2 Leave of Absence
 - 3.3 Applications for Leave of Absence
This item will be dealt with at the Ordinary Council Meeting.
4. Announcements by the Lord Mayor
5. Public Participation
 - 5.1 Public Questions
This item will be dealt with at the Ordinary Council Meeting.
 - 5.2 Deputations
6. Disclosures of Interests
7. Confirmation of Minutes
This item will be dealt with at the Ordinary Council Meeting.
8. Questions by Members which due notice has been given
This item will be dealt with at the Ordinary Council Meeting.

9. Correspondence

This item will be dealt with at the Ordinary Council Meeting.

10. Petitions

This item will be dealt with at the Ordinary Council Meeting.

11. Planning and Economic Development Alliance Reports

11.1 City of Perth Submission – Draft State Infrastructure Strategy

Responsible Officer	Daniel High - Acting General Manager Planning and Economic Development
Voting Requirement	Simple Majority
Attachments	Attachment 11.1A – City of Perth submission on Foundations for a Stronger Tomorrow: Draft State Infrastructure Strategy Attachment 11.1B – Foundations for a Stronger Tomorrow: Draft State Infrastructure Strategy Summary

Purpose

For Council to consider the City's submission on Infrastructure WA's Foundations for a Stronger Tomorrow: Draft State Infrastructure Strategy for lodgement with Infrastructure WA.

Recommendation

That Council APPROVES the City of Perth submission to the draft State Infrastructure Strategy: Foundations for a Stronger Tomorrow as contained in Attachment 11.1A.

Background

1. Infrastructure WA was established on 24 July 2019 to provide advice and assistance to the State Government on infrastructure needs and priorities over the short, medium and long-term.
2. Foundations for a Stronger Tomorrow: Draft State Infrastructure Strategy (draft Infrastructure Strategy) is the first Infrastructure Strategy for Western Australia. It seeks to address Western Australia's infrastructure trends, needs and priorities for the next 20 years. It is intended to guide infrastructure investment decisions being undertaken now, and over the medium to long term.
3. Infrastructure WA has now released the draft Strategy for public consultation. The consultation period commenced on 21 July 2021 and closed on 15 September 2021. The City has lodged an extension of time request with Infrastructure WA so that the City's submission can be considered by Council.
4. Following public consultation, the draft Infrastructure Strategy will be submitted to the Premier for a 60 day consideration period at the end of 2021. Once accepted, the Premier has 28 days to table the draft Infrastructure Strategy in Parliament. The Government will have six months to develop a response and table their response in Parliament. This is anticipated in September 2022, with implementation to follow and the release of the annual State Infrastructure Program.

Discussion

5. The draft Infrastructure Strategy is a high-level document that seeks to advise and coordinate State Government agencies.
6. The draft Infrastructure Strategy includes a suite of 88 recommendations addressing the State's various types of metropolitan and regional infrastructure. The recommendations focus on improving fundamental elements of the infrastructure system - such as policy, planning and legislative frameworks.
7. The draft Strategy does not acknowledge the role of local government in the planning and delivery of infrastructure; however, it does provide local governments with a clearer understanding of what the State's infrastructure priorities are, and the roles, responsibilities, and timeframes for infrastructure delivery.
8. The City of Perth district contains numerous State significant transport, medical, educational, recreational and cultural infrastructure assets. There are several recommendations in the draft Infrastructure Strategy that will impact upon the future development of these assets.
9. The City's submission advocates for early engagement in the future planning of any infrastructure assets within the City of Perth boundary. This is to ensure that the planning or redevelopment of State infrastructure is considered holistically and provides integrated transport and built form outcomes.
10. There are also several recommendations that are specific to the City of Perth. These are:

Recommendation	Submission Response (Summary)
<p>Recommendation 24 (a)(b): Preparation of a city opportunity plan that sets an agreed strategic framework for the Perth Central Business District and immediate surrounds including:</p>	<p>The submission highlights the City's recently completed draft Local Planning Strategy, which contains the City's 10 - 15 year vision, priorities, and planning direction for development.</p> <p>Notwithstanding, the State Government also has an important role in shaping the future direction of</p>

Recommendation	Submission Response (Summary)
<p>a) A clear and compelling long-term vision for the city.</p> <p>b) Identification of major precincts, significant redevelopments and infrastructure that contribute to city growth and activation.</p>	<p>Perth city, particularly given the State’s significant land holdings and assets.</p> <p>The delivery of infrastructure is complex due to the array of State Government agencies involved. Stronger inter-agency agreement on priorities, objectives and outcomes and how the use of State Government land and infrastructure can create new opportunities in helping to make Perth a more liveable, sustainable and prosperous city is essential.</p> <p>It is recommended the existing governance structures within the planning framework are used to coordinate engagement between the City and State Government agencies to ensure alignment between plans.</p>
<p>Recommendation 59: Undertake planning of light rail and/or bus rapid transit for the next stage of major public transport priority investment in Perth.</p>	<p>The submission raises concerns regarding the previous unsuccessful attempts to introduce light rail to Perth. A standalone system such as light rail and the duplication of services is considered unlikely to succeed.</p> <p>It is recommended further consideration is given to the transport problem light rail is seeking to address. This could result in considering other transport solutions such as tunnels, through a comprehensive business case.</p>
<p>Recommendation 61(d): Implement further measures to support the State Electric Vehicle Strategy for Western Australia by:</p> <p>d) Supporting the private sector to provide charging infrastructure, including in the Perth CBD through the <i>Perth Parking Management Act 1999</i>, and through planning system policy reforms.</p>	<p>The submission notes the City will be investigating planning provisions for electric vehicle charging stations as part of the new local planning scheme; however, these planning provisions will only apply to new development.</p> <p>It is recommended the State implement financial incentives to encourage the provision of electric charging stations in existing developments to ensure older building stock has access to these facilities.</p> <p>The City also requests being included in any discussions regarding the application of or potential reform of the <i>Perth Parking Management Act 1999</i>.</p>
<p>Recommendation 75 (h)(i): Rebalance investment toward community-based services to reduce demand on hospitals, targeting investment in hospitals only when required to</p>	<p>The submission highlights that the relocation of the King Edward Memorial Hospital and modernisation of Sir Charles Gairdner Hospital will require significant investment in the supporting transport</p>

Recommendation	Submission Response (Summary)
<p>modernise facilities or address capacity gaps, specifically:</p> <p>h) Subject to Recommendation 74a, developing a roadmap for the planning and redevelopment of Royal Perth Hospital.</p> <p>i) Subject to Recommendation 74a, developing a roadmap for the planning and investment in Sir Charles Gairdner Hospital.</p>	<p>infrastructure. It is requested the upgrading of transport infrastructure within this precinct is prioritised.</p> <p>The City also requests to work with the State on the planning and redevelopment of the Royal Perth Hospital precinct. Noting the draft Local Planning Strategy seeks to consider the redevelopment of the Royal Perth Hospital as part of a broader integrated redevelopment of the McIver-Claisebrook precinct.</p>
<p>Recommendation 83(b)(c)(d): Increase investment in existing and new arts, culture, sport and recreation infrastructure state-wide to ensure they are fit for purpose, including investment in the following projects:</p> <p>b) Planning and developing a business case to improve the capacity and quality of convention and exhibition facilities in the Perth CBD.</p> <p>c) Completing planning to redevelop the Perth Convention Precinct.</p> <p>d) Continuing ongoing planning and developing a business case for the redevelopment of the Perth Cultural Centre.</p>	<p>The submission highlights the opportunities that exist to better integrate the Perth Convention & Exhibition Centre and Perth Cultural Centre into the surrounding areas.</p> <p>The submission confirms the need for the City to be closely involved in the planning or redevelopment of these facilities, and the introduction of any new arts, cultural, sport and recreational infrastructure within the City of Perth.</p>

11. The draft Infrastructure Strategy presents an opportunity for the City to advocate to Infrastructure WA on infrastructural matters such as:
- a. Educational Infrastructure: advocating for a public primary school to be delivered in East Perth by 2026.
 - b. Cultural Infrastructure: advocating for the State to work with the City to create a State Culture and Arts Strategy and Tourism Strategy and support the creative/cultural industries accessing studio spaces within inner city areas.
 - c. Transport Infrastructure: advocating for the State to work with the City to create a long-term plan for investment in public transport infrastructure.
 - d. Climate Change: advocating for climate change adaptation and mitigation to be included in the planning for all new infrastructure and for collaboration between the State and City on the delivery and funding of urban forest initiatives.
 - e. Housing and Homeless: advocating for the State to plan and deliver additional housing and services in the sub-regional centres of metropolitan Perth.

12. The City's submission includes advice to Infrastructure WA on several initiatives that are being undertaken by the City as outlined in the draft Local Planning Strategy. These initiatives should be considered in the future planning of infrastructure.

Stakeholder Engagement

Nil.

Decision Implications

13. Should Council support the recommendation, the City's submission on the draft Infrastructure Strategy will be lodged with Infrastructure WA.
14. If Council does not support the recommendation, Council can resolve to amend the submission prior to lodgement with Infrastructure WA.
15. Council does not support the recommendation and the City does not lodge a submission.

Strategic, Legislative and Policy Implications

Strategy	
Pillar (Outcome)	Liveable
Related Documents (Issue Specific Strategies and Plans)	<p>Strategic Community Plan 2019 – 2029</p> <p>The City's submission advocates for the infrastructure needs of Perth city. This aligns with the Strategic Community Plan which seeks to provide for timely and contemporary community infrastructure and services.</p>
	<p>Draft Local Planning Strategy July 2021</p> <p>The City's draft Local Planning Strategy identifies infrastructure requirements that align with the draft Infrastructure Strategy including:</p> <ul style="list-style-type: none"> • public schools to accommodate increase residential population; • working with the State government to investigate how public transport can be improved to and through the city including new east-west mass transit; • investigating intensification opportunities in accordance with urban consolidation and built form principles; and • responding to and mitigating climate change impacts including higher temperatures, less rainfall, more frequent and extreme weather events and conditions like bushfires and inundation and flooding.

	Foundations for a Stronger Tomorrow: State Infrastructure Strategy Draft for public comment
--	-------------------------------------------------------------------------------------------------------------

Legislation, Delegation of Authority and Policy	
Legislation:	Nil.
Authority of Council/CEO:	The City of Perth submission on the draft Infrastructure Strategy is being considered by Council at the discretion of the CEO.
Policy:	Nil.

Financial Implications

Nil.

Further Information

Nil.

City of Perth Submission August 2021

Draft State Infrastructure Strategy Foundations to a Stronger Tomorrow

The release of the draft State Infrastructure Strategy is strongly welcomed, as the City of Perth recognises the important role that infrastructure plays in underpinning successful outcomes for every Western Australian.

The City of Perth is the capital of Western Australia and plays a pivotal role in the economic, social and environmental fabric of Western Australia. It is the centre of civic, cultural, administrative, tourism and commercial services, and is the hub of greater Perth's public transport system.



The City of Perth has adopted these three strategic pillars to guide everything it does. The City of Perth considers that a clear and consistent infrastructure strategy, well executed, is therefore integral to the delivery of outcomes for the capital city; and to outcomes that deliver a liveable city, a sustainable city and a prosperous city.

As one of Australia's fastest growing local government areas, Perth city has ranked consistently amongst the top 10 most liveable Cities in the world, recently ranking sixth in the Economist Intelligence Unit Global Survey¹⁽²⁰²¹⁾. Prior to Covid-19, Perth city had an economic output of \$94.415 billion and supported 149,475 jobs, representing 22% of Greater Perth's Gross Domestic Product. This includes 16,408 jobs in health care, 6,997 jobs in education and 6,988 jobs in tourism¹. All industries that rely on continued investment in infrastructure.

Between 2019 and 2020, Perth city's residential population grew by 7.1 percent which is significantly above the growth rate of metropolitan Perth at 1.8 percent². The State Central Sub-Regional Planning Framework has set a population target for Perth city of approximately 42,500 people by 2036. The City is seeking to achieve a more ambitious population of 55,000 residents by 2036, in line with the City's Strategic Community Plan and draft Local Planning Strategy. The rate of growth between now and 2036 will be highly dependent on external factors, including early investment in infrastructure.

¹ esREMPAN. Economy, Jobs and Business Insights. 2021

² Forecast Id. City of Perth Estimated Residential Population. 2021

The delivery of transformational infrastructure ahead of population growth is essential in creating investment certainty to strengthen the economy and attracting new residents to inner-city living. Crucial to reaching these residential population targets is core infrastructure and services, helping to reinforce a compelling case for inner-city living as a preferred lifestyle choice.

City of Perth's Key Infrastructure Priorities

The following provides an overview of the City of Perth's top 5 infrastructure priorities:

1. Educational Infrastructure

The decisions of today will influence the choices of tomorrow. Access to educational opportunities are crucial to growing a community and social cohesion. This is no more appropriate than where families choose to live, to build their social networks and to build stories of their neighbourhood.

There is an immediate need for investment in a public primary school within Perth city. The City of Perth currently has a population of approximately 522 primary aged children. Under the City's population targets, this is expected to grow to 1,111 primary aged children by 2036. There are currently no public primary schools operating in Perth city. Community infrastructure benchmarking shows one primary school will be required to service the City's population by 2026 and a second primary school by 2036.

Similarly, there are currently no public high schools operating within Perth city. The City currently has a small population of high school aged children. However, under the City's population targets, approximately 1,000 high school aged children are expected to live in Perth city by 2036. Community infrastructure benchmarking shows this would require one public high school.

Much of the growth in families with school aged children is anticipated to occur in Central Perth, East Perth and Claisebrook. The City has identified in its draft Local Planning Strategy that East Perth is well placed for the city's first public primary school. This location is selected due to the strong residential growth that East Perth continues to experience, but also because of the significant complimentary infrastructure the City has invested in such as the \$18.7 million Wellington Square infrastructure upgrades to facilitate residential and education sector growth in East Perth.

A clearly articulated plan of where and when a public primary school will be delivered will provide important certainty to existing and future residents in locational choices.

Perth City is unique with the presence of five universities, including the relocation of Edith Cowan University and Murdoch University into the heart of the city. Combined with the opportunities of medical research and innovation, Perth City is well placed to provide a strong economic agglomeration (cluster development) of the educational sector and the connections to Perth City Deal infrastructure in the education sector. The City would welcome opportunities to continue to work closely with the State Government to identify opportunities to leverage off these clusters to grow our knowledge economy.

Recommendation:

The State Government to continue to work with the City of Perth on primary school planning for East Perth and publicise its planning on location and timing. A target of one public primary school to be operational in the City of Perth by 2026, with further investigation to be undertaken for the timing and delivery of a second public primary school and one public high school by 2036 would be welcomed by the City.

2. Cultural Infrastructure

Perth city is the epicentre of cultural infrastructure for Western Australia. Perth city is known for its unique natural environment, Whadjuk Nyoongar cultural heritage, historic heritage and diversity of cultures. As a capital city, Perth city's cultural infrastructure is enjoyed by workers, residents, local visitors, interstate and overseas tourists. An increasing residential population and demand for housing and new infrastructure will put pressure on the existing cultural assets.

The City's draft Local Planning Strategy is seeking to support cultural institutions and activities that contribute to the city's economy and employment opportunities. The State government's 2019 Diversify WA report identifies creative industries as a 'priority economic sector' linked with tourism and events. The City's adopted Strategic Community Plan 2019-2029, Cultural Development Plan 2019-2029 and Heritage Strategy 2020-24 support the cultural institutions and activities being threaded through the draft State Infrastructure Strategy.

The City is collaborating with three inner city local governments on a research study 'Making Space for Culture'. The findings have identified a high demand for more creative spaces within the city's neighbourhoods to enable the creative sector to live and work within Perth city. Other studies have identified an excess of vacant spaces that could be adapted to re-invigorate the creative sector after the negative impacts of COVID-19. Small to medium creative enterprises can contribute to diversification of the night-time economy, attract visitors, and provide places for the production and engagement with local culture.

There are places which will renew our major cultural institutions and reflect our national identity³. Culture and the arts play a pivotal role in celebrating and showcasing Perth's unique cultural identity; creating vibrant neighbourhoods with creative spaces and opportunities for economic diversity; making safe neighbourhoods; enabling social equity and enabling people to connect; and providing passive surveillance and activation benefits.

Cultural infrastructure can harness the potential for cultural activities to achieve broad cultural, social, environmental, economic, and civic objectives within the Perth city. This will require a bi-partisan approach to long-term planning that provides certainty about investment decisions. Specifically, when things will be delivered, and the collaboration required between all tiers of government.

Recommendations:

- State Government partner with the City of Perth to incentivise adaptive re-use of existing vacant spaces and heritage spaces with an intended cultural use.
- State government to invest in cultural infrastructure to house small to medium cultural enterprises in clusters, particularly within Central Perth. This will allow further growth and invigoration of our established cultural institutions.
- State Government to invest in cultural production, studio, workshop and making spaces within the inner-city areas for core use by creative industries.
- State Government to initiate and/or invest in public-private partnerships to provide innovative finance models and collaborative investments in cultural infrastructure.

³ An Open and Creative City: planning for culture and the night time economy. City of Sydney 2017.

- State government explores the potential for Creative Land Trust schemes and rent to buy initiatives for creative producers in City and State properties to build community wealth and secure cultural infrastructure.
- The State government coordinate and partner with the City of Perth when planning for cultural infrastructure in the city.
- The State government collaborate with the City of Perth to develop a State culture and arts strategy and State tourism strategy.

3. Transport Infrastructure

The Perth Greater CBD Transport Plan is a positive first step in addressing the micro transport issues impacting Perth city over the next 5-10 years. However, higher level strategic transport planning needs to be undertaken to outline what major transport infrastructure will be delivered over the long term. Currently, there is no certainty around what major transport infrastructure will be delivered in Perth city despite the city being the prime gateway transport hub of the state.

Perth and Peel @3.5 million Central Sub-regional Planning Framework identifies a new east-west high-frequency public transit corridor through the city. However, this east-west link is an uncommitted project. Similarly, the inclusion of a light rail corridor is being considered for future stages of Metronet, however no commitment has been made for its delivery.

The uncertainty surrounding the delivery of new transport infrastructure presents challenges and possible lost opportunities for the sustainable growth of Perth.

The City's draft Local Planning Strategy identifies significant opportunity to plan for increased growth around existing train stations over the next 10 – 15 years. However, greater certainty on longer term public transport planning is needed, and how this infrastructure can be used as a catalyst for the regeneration of strategic land parcels and transport corridors.

The need for longer term certainty is also important for the private sector, as it is the development industry that will construct the buildings of tomorrow to meet the City's resident and worker targets. Without a long term and bipartisan plan for public transport infrastructure, private investment decisions are limited to current transport infrastructure. This can result in buildings being planned and built with parking infrastructure that may become redundant in years to come, and missing opportunities to create more sustainable forms of development.

Crucial to infrastructure planning is a legislative framework that is sufficiently agile to meet the changing landscape of personal transport choices. Innovations such as micro-mobility i.e. e-scooters, are increasing in popularity. These disruptive type technologies are meeting the needs of the community, however, the speed of legislative change to accommodate innovation does not always keep pace. Further consideration is therefore needed of the underpinning transport related legislation to ensure that it is contemporary.

Recommendation: In collaboration with the City of Perth, create a long-term plan for investment in public transport infrastructure. The long-term transport plan should identify locations and routes for new or improved public transport infrastructure and a timeline for staged delivery.

4. Climate Change

The Intergovernmental Panel on Climate Change (IPCC) report⁴ highlights that unprecedented changes to the earth's climate are due to human activities causing global warming and extreme climate events. To limit global warming strong, rapid, and sustained reductions in CO₂, methane and other greenhouse gases are necessary.

Perth city is warmer than less built-up areas due to the urban heat island effects. Factors contributing to urban warming include:

- tall buildings closer together that absorb and store heat and also reduce natural ventilation;
- heat generated from human activities such as heating and cooling systems;
- the heat absorbing properties of concrete and other building materials;
- Lower levels of vegetation and water bodies; and
- changes to the water cycle which can cause an increase in rain events and an increase in surface water runoff.

More extreme weather events are projected including heatwaves, more hot days and warm nights adding to heat stress in Perth. Rises in sea level and air temperature will increase the potential for flooding from storm surge and extreme rainfall/ riverflow events. An increase in extreme rainfall events will increase surface water (from urban drainage infrastructure) flood potential and flash flooding (from high intensity, short duration rainfall events) in urban areas⁵.

For Western Australia key climate trends in temperature, extreme heat, rainfall and sea level rise for Western Australia (WA) include:

- Average temperatures across WA have risen by approximately 0.8°C over the past century.
- The long-term trend towards hotter weather in WA has influenced fire weather conditions and contributed to an increase in frequency and severity of bushfires.
- The number of heatwave days in Perth has increased by 50% since 1950.
- Southwest WA has experienced an approximate 15% reduction in rainfall since the mid-1970s while the northwest has experienced a wetter climate.
- The above reduction in rainfall can lead to an average 45% reduction in annual stream flow in Perth dams.
- Before 1975 Perth's dams received an average of 420 billion litres of streamflow per year. Between 2010-2018 Perth dams received an average of just 72.5 billion litres of streamflow.
- Sea levels have risen approximately 7.1 to 7.4mm per year since the early 1990s on the western coast of WA. This is double the global average of 3.2mm per year, but with significant variability on an annual basis.
- In Fremantle, sea level has been measured to have risen by approximately 20cm since the 1800s when records were maintained.

Planning for climate change is therefore critical for the sustainable future of Perth. Infrastructure in the city must be adaptive, support the reduction in GHG emissions, address urban heat island effects, extreme

⁴ Intergovernmental Panel on Climate Change. 2021. *Sixth Assessment Report*. [Climate Change 2021: The Physical Science Basis](#)

⁵ Intergovernmental Panel on Climate Change. 2021. *Sixth Assessment Report*. [Regional Fact Sheet – Urban Areas](#)

weather events and help the community to respond to the impacts of climate change. This is of particular concern to the City when contemplating current temperatures and other issues such as water scarcity.

Recommendations:

- Climate change adaptation and mitigation is included when planning for existing and future community and cultural infrastructure within the city.
- Opportunities for joint funding by State and Local Government of urban forest implementation to be explored.
- The inclusion of blue and green infrastructure as part of climate change adaptation and mitigation for infrastructure planning.

5. Housing and Homelessness

The City of Perth has a high proportion of people who identify as homeless compared to other areas in the Western Australia and metropolitan Perth. An estimated 430 people within Perth city were identified as homeless in 2016 ABS Census. The draft Infrastructure Strategy has a recommendation to accelerate WA's 10-year Strategy on Homelessness 2020-2030 and accompanying Action Plan. Whilst this recommendation is supported as a long-term solution, more needs to be done the short-term to address homelessness.

The City of Perth has recently opened two Night Safe Shelters for men and women experiencing homelessness. The City's night safe shelters provide a place for people experiencing homeless to shelter from weather, rest and connect to essential services. Currently 15 men and 30 women can be accommodated each night in the Night Safe Shelters. Approximately 193 men and 809 women have used the Night Shelters services to date.

The State governments recent commitment to open a 100-bed homeless facility at No. 300 Wellington Street and its work on the Common Ground facility is strongly supported by the City. However, immediate action is required from the State to provide interim housing options and services in other locations around metropolitan Perth. It is unreasonable for Perth city to accommodate all the homeless services for metropolitan Perth. The clustering of homeless services within Central Perth and East Perth will impact on the future residential growth of these neighbourhoods.

Recommendation: The State immediately investigate options for housing and services for people experiencing homeless in the sub-regional centres of metropolitan Perth.

Feedback on draft Infrastructure Strategy Recommendations

RECOMMENDATION	COMMENT
DIGITAL CONNECTIVITY AND TECHNOLOGY	
<p>1 Elevate WA’s focus on accelerating digital transformation and connectivity infrastructure by:</p> <ul style="list-style-type: none"> a) Assigning a lead government agency for digital technology adoption. b) Establishing and implementing an integrated state-wide plan for digital connectivity, supported by a prioritisation framework. c) Developing a collaboration model, adopting a coordinated State Government approach to current and future Federal programs. d) Providing multi-year State Government funding and leveraging Federal Government co-investment opportunities for identified digital initiatives. 	<p>Supports.</p> <p>This recommendation will enhance the ability of the State and local government to actively plan for digital related private sector investment. This will ensure economic development and place-specific planning benefits can be realised and better leveraged.</p> <p>A good example would be data centres and planning for associated industry occupation in nearby locations. This would realise latency benefits and enhanced digital transformation and future economic outcomes which will be driven through the digital economy.</p>
<p>2 Take a digital-first approach to all aspects of the infrastructure lifecycle by:</p> <ul style="list-style-type: none"> a) Developing and adopting a digital-first lifecycle process over a phased rollout, including through amendments to the Strategic Asset Management Framework SAP and Business Case guidelines for projects or programs with a capital cost of \$100 million or more. b) Establishing a smart infrastructure policy. c) Reporting publicly on digitisation of infrastructure. 	<p>Supports.</p> <p>Often local Government inherit State redevelopment/infrastructure projects further down the project lifecycle or manage land or other assets on behalf of the State. Projects planned with a digital lifecycle process will allow superior asset related documentation and project handover. Including modelling and ongoing management schedules or asset lifecycle costing and operation.</p> <p>This will assist in shortening negotiation periods and disputes related to ongoing management of infrastructure. This will also allow enhanced asset management and utilisation of the infrastructure, as well as its return on investment to the public. It will also allow enhanced lifecycle performance monitoring and end of life evaluation.</p> <p>The City has deployed a range of pedestrian, environmental and water quality sensors across its LGA under the Federal Smart Cities and Suburbs Program funding grant linked back to an Internet of things (IoT) data portal, which proved invaluable during Covid in providing both State and Federal Government with real time information on Covid</p>

RECOMMENDATION	COMMENT
	<p>impacts, however to date there is limited integration with other State of Federal datasets.</p> <p>Common protocols should be adopted/developed to increased data sharing and interoperability leading to better monitoring, information sharing and data compilation to achieve enhanced insight and efficiencies (reduced costs) across all tiers of government, particularly in infrastructure.</p> <p>Other Australian infrastructure planning jurisdictions are further progressed in the provision of baseline infrastructure (connectivity) and digital practice and readiness (as per government readiness indicators) as well as associated governance (data sharing/privacy etc). It is important this gap is reduced in the short-term and that relevant skills in WA are developed to realise the inherit efficiencies and benefits of a digital approach. Further rounds of Federal or State grant funding to develop these capabilities should be strongly considered.</p>

CLIMATE CHANGE AND SUSTAINABILITY

<p>11 Implement the State Government’s policy for net zero emissions by 2050 by:</p> <ul style="list-style-type: none"> a) Embedding the net zero emissions by 2050 aspiration as a de facto target for all government infrastructure-related assets and activities. b) Preparing and implementing net zero transition plans. The plans should: <ul style="list-style-type: none"> (i) include interim targets for Scope 1 and 2 emissions associated with facilities under the State agency or GTE’s operational control; (ii) identify actions that deliver a triple bottom line benefit for Scope 1 and 2 emissions reductions (iii) include mechanisms for State agencies and GTEs to report progress against targets and implementation actions on an annual basis; 	<p>Supports.</p> <p>The preparation of a Climate Risk Framework and Environmental, Social and Governance (ESG) Framework will enable a whole-of-government approach to address climate change and sustainability⁶⁷ in State government decision-making and operations.</p>
--------------------------------------------------------------------------------------------------------------------------------------------------------------------------------------------------------------------------------------------------------------------------------------------------------------------------------------------------------------------------------------------------------------------------------------------------------------------------------------------------------------------------------------------------------------------------------------------------------------------------------------------------------------------------------------------------------------------------------------------------------------------------------------------------------------------------------------------------	---------------------------------------------------------------------------------------------------------------------------------------------------------------------------------------------------------------------------------------------------------------------------------------

⁶ See [ACT Climate Change Strategy](#) and [Victoria’s Climate Change Strategy](#)

⁷ See [OECD Governance of Infrastructure](#)

RECOMMENDATION	COMMENT
<ul style="list-style-type: none"> (iv) be supported by funding, resources and public sector capability training; and (v) contribute to public annual reporting on whole of government progress of the plans. 	
<p>c) Preparing and implementing sectoral emissions reduction strategies. The strategies should:</p> <ul style="list-style-type: none"> (i) be prepared under the direction of the Department of Water and Environmental Regulation with authority of a Cabinet decision; (ii) clearly identify government policies and processes that impact economic sector emissions and the changes required to those policy and processes consistent with the strategies; (iii) include analysis of opportunities for State agencies and GTEs to influence embodied, operational and enabled emissions; (iv) account for enabled emissions through infrastructure design and assessment processes and prepare infrastructure to accommodate emerging low and zero carbon technology and transitions; (v) identify cost-effective emission reduction actions, along with associated requirements for funding and financing, resources and public sector capability training; and (vi) be supported by an annual public report that details the State's emissions, the extent to which they have changed compared with 2005 levels, and estimated emission reductions achieved. 	<p>Supports.</p> <p>Sectoral emissions reduction strategies should be prioritised. It is noteworthy that the preparation of strategies under DWER direction will assist in ensuring a coordinated and whole of government approach to this important issue.</p> <p>WA's emissions have increased 20.8% on 2005 levels driven by growth in the mining and exports sectors and the transport sector⁸.</p>
<p>13 Implement a state-wide approach for climate change adaptation for existing infrastructure by:</p>	<p>Supports.</p>

⁸ [National Greenhouse Accounts, State and Territory Greenhouse Gas Inventories, 2019](#)

RECOMMENDATION	COMMENT
<ul style="list-style-type: none"> a) Expanding the Climate Science Initiative to require state-wide coverage across all regions. b) All agencies and GTEs developing climate change adaptation plans for assets, operations and services under their control. c) Developing guidance to progress the further development of sectoral adaptation actions. d) Agencies and GTEs developing sectoral adaptation plans beyond the pilot plan. 	<p>It is recommended consideration be given to the creation of a climate change adaptation framework that provides an integrated approach for addressing climate change rather than state agencies and GTE's preparing multiple, individual strategies. Such a framework would guide State agencies and GTE's to ensure a coordinated and effective response over time.</p> <p>Climate change considerations could be integrated into Strategic Asset Plans rather than being addressed at an individual agency and facility level.</p>
<p>14 Implement effective methods of accountability and coordination across State agencies and GTEs to support climate change mitigation and adaptation.</p>	<p>Supports.</p> <p>A suitable monitoring and reporting framework should be adopted, informed by up-to-date climate science data.</p> <p>A single source of climate science data is recommended to be made available to State agencies and local governments.</p>
<p>15 Incorporate sustainability into the Strategic Asset Management Framework by:</p> <ul style="list-style-type: none"> a) Requiring SAPs to include a hierarchy of strategic responses, and identified projects and actions, through updated SAP guidelines. b) Through updates to Business Case guidelines, for projects and programs with a capital cost of \$100 million or more, requiring business cases to more clearly identify environmental, social and economic impacts (positive and negative); quantify Scope 1, 2 and 3 emissions; align to emission reduction goals and pathways; and demonstrate potential climate change impacts and adaptation actions. c) Through updates to Business Case guidelines, for projects and programs with a capital cost of \$100 million or more, 	<p>Supports.</p> <p>A sustainability framework⁹ should inform the preparation of SAPs and be able to demonstrate how long-term social, environmental and economic outcomes will be achieved. This would include a sustainability assessment component.</p> <p>The Infrastructure Sustainability Council of Australia (ISCA) have developed tools and resources, including an Infrastructure Sustainability (IS) rating scheme for planning, design, construction and operations of infrastructure assets.</p>

⁹ See the [United Nations' Sustainable Development Goals](#) and [The Sustainable Development Goals, integrated thinking and the integrated report](#).

RECOMMENDATION	COMMENT
require completion and publication of sustainability tool certification.	

PLANNING AND COORDINATION

20 Develop a single digital government approvals system by:	Supports.
a) Providing a single access platform to standardised information. b) Delivering staged platform upgrades to create a single lodgement portal.	<p>The existing approval process for State government applications is complex with multiple approvals being required from various agencies. For example, a new development on the Swan River may need to satisfy the regulatory requirements of up to 14 State agencies. The various approval processes can be repetitive and take years to complete. The process is also hard to navigate as the requirements are scattered across various State legislation and State government agency's websites.</p> <p>A single digital government approvals system would be welcomed to allow the private sector to invest easier. This would provide greater investment and time certainty around proposals. As a result, more tourism infrastructure would be provided by the private sector, reducing the burden on the State and local government.</p>

RECOMMENDATION	COMMENT
<p>21 Modernise infrastructure-related legislation through targeted amendments by:</p> <ul style="list-style-type: none"> a) Reviewing relevant infrastructure legislation at least every five years, and progressing targeted amendments. b) Evaluating the success of temporary COVID-19 measures and identify if these changes in project approvals are suitable for permanent adoption. 	<p>Supports.</p> <p>It is recommended this includes planning and development, water, environment and financial legislation. Targeted amendments could include climate change and emissions targets or consider new legislation.</p> <p>An analysis of the success of the Covid-19 related temporary measures, and determining if they are suitable for permanent adoption is supported. However, the framework of evaluation needs to include consultation with local governments to ascertain if there were any unintended consequences with the application of the COVID-19 measures.</p>
<p>22 Prepare and implement an urban consolidation action plan that includes:</p> <ul style="list-style-type: none"> a) Reviewing and adjusting policy settings to support liveability and amenity improvements in infill locations. b) Planning incentives to further support infill development. c) Purchaser incentives to support infill development. 	<p>Supports.</p> <p>The City’s draft Local Planning Strategy is seeking to achieve a resident population of 55,000 by 2036. This represents a significant population increase and will require investment in infrastructure. Therefore, the City welcomes additional support from the State to support infill communities.</p> <p>The City will be investigating planning mechanisms to encourage residential development as part of the preparation of its new local planning scheme. The City requests to be engaged should there be any investigation into State-wide planning incentives for infill development.</p> <p>The City supports the consideration of purchaser or other tax incentives to support infill development. This will assist in making infill development more attractive and competitive with greenfield development. It will also assist in achieving City benefits in vitality, passive surveillance, and activation.</p> <p>It is recommended this plan includes a review of all costs, fees, State taxes related to the development process to identify and quantify the impact and barriers to inner city development as these have</p>

RECOMMENDATION	COMMENT
	<p>been discussed as a significant barrier to infill urban consolidation.</p>
<p>23 Embed rigorous infrastructure appraisal in the planning decision-making framework to ensure the infrastructure servicing and operational burden placed on the State informs decisions, by:</p> <ul style="list-style-type: none"> a) Underpinning future reviews of Perth and Peel@3.5million and development of integrated regional plans with analysis of infrastructure capital and operational costs and the extent this will likely be carried by the State. b) Staging and prioritising development fronts and identifying a clear implementation strategy in land use plans. c) Preparing infrastructure servicing plans where proponents seek to depart from staging plans or are outside land identified for future development. d) Ensuring rezoning proposals for greenfield land are considered in the context of land supply and demand. 	<p>Supports.</p> <p>Utilities and service infrastructure within Perth city can accommodate expected growth in line with the Central Sub-regional Planning Framework. However, the City’s draft Local Planning Strategy is seeking to pursue a higher resident population than that envisaged under this framework.</p> <p>The City would welcome further engagement with Infrastructure WA and service providers in determining the future infrastructure needs, timing and triggers.</p>
<p>24 Preparation of a city opportunity plan that sets an agreed strategic framework for the Perth Central Business District and immediate surrounds including:</p> <ul style="list-style-type: none"> a) A clear and compelling long-term vision for the city. b) Identification of major precincts, significant redevelopments and infrastructure that contribute to city growth and activation. 	<p>Conditionally supports.</p> <p>The City recognises the State has an important role in the future of the city. Especially given the areas reserved under the Metropolitan Region Scheme, the State’s major land holdings and its role in the delivery of infrastructure. All of which can greatly influence the future direction of Perth city.</p> <p>The City of Perth adopted its draft Local Planning Strategy on 13 July 2021, which is currently with the Department of Planning, Lands and Heritage for approval to formally commence consultation. The draft Strategy sets the City’s 10-15 year vision, priorities and planning direction for development within the city and its neighbourhoods. This vision must be considered in the State’s long-term vision for the city.</p> <p>The planning process within the City of Perth is complex due to the array of State Government bodies from multiple transport, planning and</p>

RECOMMENDATION	COMMENT
	<p>cultural agencies. Each agency has multiple projects, however they are lacking in a unified purpose and only prioritise the needs of their specific agency. This can result in inconsistent priorities and objectives and lost opportunities for leveraging off infrastructure or creating sound place centred outcomes.</p> <p>There are existing governance structures within the planning framework that the State uses to engage with and work with the City, including:</p> <ul style="list-style-type: none"> • The City of Perth Committee established under the <i>City of Perth Act 2016</i>. • Capital City Planning Committee (WAPC). <p>It is also recommended that consideration is given to reconvening the Infrastructure Co-ordinating Committee established under <i>the Planning and Development Act 2005</i>, with Infrastructure WA added as a committee member.</p>
<p>25 Develop an overarching urban forest strategy for the Perth and Peel regions. This should include:</p> <ol style="list-style-type: none"> a) Assigning a lead State agency. b) Expanding the existing Urban Canopy Grant Program. c) Partnering with local governments, community groups and other land managers. d) Review of existing planning policy settings with regards to the treatment of trees in new greenfield and infill developments. 	<p>Supports.</p> <p>The City supports the development of an overarching urban forest strategy for the Perth and Peel region, along with funding to support its implementation. This includes:</p> <ul style="list-style-type: none"> • Ongoing research and monitoring of the region’s canopy cover; • building on DPLH’s Better Urban Forest; and • Planning, and the work of WALGA’s Urban Forest Working Group. <p>Such a strategy should extend Perth’s urban canopy cover and support the equitable provision and development of an interconnected network of cover.</p> <p>The City supports the proposal to expand the existing Urban Canopy Grant Program. It is recommended this is done in consultation with local government authorities to establish a grant funding framework that can best support efforts to protect and expand canopy cover within their municipality. The City has planted 1,200 trees under its Urban Forest Plan and has plans to plant a further 168 trees by the end of 2021. Additional funding from the</p>

RECOMMENDATION	COMMENT
	<p>State would allow the City to further expand its efforts and deliver increase tree canopy cover in Perth city for the benefit of all users of the capital city which is the most heavily populated area of the State on a daily basis.</p> <p>The City's draft Local Planning Strategy seeks to increase the greening of the city and expanding its tree canopy. This includes reviewing its landscaping requirements (including tree retention) on private property. The City would welcome being engaged in any changes to State planning requirements for the provision of trees in new developments.</p> <p>The draft Infrastructure Strategy's promotion of a total water cycle thinking is supported in the context of proposals to expand the urban forest. As temperatures increase current research indicates that our trees will require increased irrigation support. This will be necessary to maximise a tree's ability to survive in the urban</p> <p>environment and continue to deliver a range of community and environmental benefits.</p> <p>It is important that the State plans proactively for an adequate and sustainable water supply for the irrigation of the urban forest and the wider network of green spaces. Retaining water in the landscape is critical to maximise the urban cooling effects of green infrastructure.</p> <p>The draft strategy would benefit from a stronger focus on the planning, design and management of green infrastructure (green spaces and water systems) – potentially through the development of a State Green Infrastructure Strategy. Internationally and nationally, there is a trend to give green infrastructure increasing weight and value in future development and infrastructure investment scenarios and decisions. This acknowledges the wide range of ecosystem services provided by green infrastructure and their importance in creating liveable communities and climate adaptation and mitigation.</p> <p>In particular, the State's network of green spaces is a key infrastructure asset which is currently given limited recognition in the draft strategy. It is noted</p>

RECOMMENDATION	COMMENT
	<p>that recommendation 22 references refinement of development contribution settings for public open space.</p> <p>As population increases, and urban environments continue to densify, greater demands will be placed on open space. The draft Infrastructure Strategy would benefit from further consideration of:</p> <ul style="list-style-type: none"> • Expanding, protecting, connecting and enhancing green space, in line with community values, expectations and quality of life; and • Harnessing the potential of the green space network to deliver a range of ecosystem services that can support climate adaptation and mitigation.
<p>27 Introduce and implement State priority areas, including:</p> <p>a) Developing a prioritisation framework to identify State priority areas.</p> <p>b) Whole of government endorsement of the framework and State priority area locations.</p>	<p>Supports.</p> <p>This will greatly assist in ensuring the preservation of strategic transport corridors amongst disparate State government sites within the central city. It will be incredibly expensive to undertake site acquisition later if forward planning of such infrastructure is not undertaken now. The same could be said for the provision of Transit Oriented Development (TOD) housing infrastructure integrated with strategic land parcels in ownership of the State or surrounding existing State sites.</p>
<p>32 Improve two-way public and private sector information sharing about infrastructure capacity by:</p> <p>a) Developing Statements of Opportunity.</p> <p>b) Undertaking place-based assessments of future infrastructure intentions with an initial focus on the Pilbara, based on two-way information sharing between public and private sectors including all utility providers.</p>	<p>Supports.</p> <p>Data sharing between the public and private sector would be welcomed to provide a greater understanding of infrastructure capacity and avoid duplication of work. Greater insight could also be derived allowing better demand management or infrastructure decision making and prioritisation.</p> <p>A good example would be data sharing with private ride share companies in relation to transport infrastructure to and from the city.</p>

WATER

RECOMMENDATION	COMMENT
<p>46 Modernise legislative, regulatory and planning frameworks for water resources and water services by:</p> <ul style="list-style-type: none"> a) Progressing the proposed Water Resources Management Bill. b) Developing and implementing a 20-year+ State water strategy which: <ul style="list-style-type: none"> (i) takes into account key drivers of population growth, existing and future industry needs and climate change; (ii) plans for the transition to net zero emissions by 2050, and considers principles such as circular economy, multi-source water planning and solutions that are developed at a scale to deliver optimised outcomes; (iii) articulates the role of government, the water services sector and the private sector in WA to support State development objectives; (iv) is reviewed and refreshed on a five-year cycle. c) Developing regional water plans (including for Perth and Peel) that align with the State water strategy and with regional land use plans and are refreshed on a five-year cycle. d) Including provisions in planning and regulatory frameworks that enable investments in alternative water supplies and wastewater systems. e) Clearly articulate water resource needs and infrastructure requirements in land use plans and infrastructure servicing plans. 	<p>Supports.</p> <p>The draft Infrastructure Strategy should acknowledge the interrelationship between climate change, water and energy.</p> <p>Infrastructure, water and land use strategies/plans should integrate climate change, water and energy considerations.</p> <p>It is recommended the Water Sensitive City framework (developed by the Cooperative Research Centre for Water Sensitive Cities (CRCWSC) is used to inform the recommendations¹⁰.</p>
<p>48 Manage water demand through initiatives such as:</p>	<p>Supports.</p> <p>It is recommend the Water Sensitive City framework developed by the Cooperative Research</p>

¹⁰ [How Water Sensitive is Greater Perth](#)

RECOMMENDATION	COMMENT
<ul style="list-style-type: none"> a) Reviewing and implementing the Waterwise Perth Action Plan to further improve urban water efficiency, including an extension of the timeframe and increasing its application state-wide. b) Implementing and introducing expanded water efficiency programs, such as the Water Corporation’s Waterwise programs. c) Reducing water consumption through education and improved consumer awareness including by increased use of smart meters, and applying digital technologies. 	<p>Centre for Water Sensitive Cities (CRCWSC), is used to inform the recommendations. The framework is based on a decentralised system that integrates water, the built and natural environments and communities rather than a centralised infrastructure approach¹¹.</p> <p>The Water Corporation and Department of Water and Environmental Regulation have adopted the Water Sensitive City framework. The framework is used to inform the suite of Waterwise programs, including the Waterwise Council program of which the City is a participant and the Waterwise Perth Action Plan. The framework is used for plan development and review and for waterwise program reporting.</p>

TRANSPORT

<p>54 Refresh state-wide strategic transport planning by:</p> <ul style="list-style-type: none"> a) Developing a new 20+ year regional transport plan. b) Developing a new 20+ year Perth and Peel transport plan. c) Finalising development of the new Perth transport model. 	<p>Supports.</p> <p>Given the long-term horizon of transport plans, it is recommended that this work identifies mechanisms to ensure a bipartisan approach to transport infrastructure. This will provide longer term certainty for local government and the private sector when making investment and infrastructure decisions.</p> <p>The City requests that State transport agencies continue to engage with the City on planning for new transport infrastructure. Noting the City is currently in the process of preparing its Integrated Transport Plan and is active financially as delivery partners in the Greater Perth CBD Transport Plan.</p>
<p>57 Progress targeted expansion and improvement of the road network, including by progressing:</p> <ul style="list-style-type: none"> a) Road safety programs in line with Driving Change: Road Safety Strategy for Western Australia 2020-2030. 	<p>Supports.</p> <p>It is recommended smaller technology interventions are considered to improve the road network and assist in the success of larger infrastructure projects. For example, priority intersection countdown signage in high traffic locations, real time and more legible bus time table information etc.</p>

¹¹ See CRCWSC [Urban Water Transitions Framework](#)

RECOMMENDATION	COMMENT
<ul style="list-style-type: none"> b) Regional maintenance and freight productivity programs to provide fit for purpose road networks. c) Small-scale intersection upgrades program, the use of technology on arterial roads and trials for dynamic bus prioritisation. d) Capacity and efficiency upgrades to freeways and major urban highways, incorporating all modes and greater use of technology as a priority option. e) Including scenarios estimating impacts from a range of potential low and zero emissions vehicles and connected and automated vehicles in all major transport project business cases. f) Investigating the feasibility of long term major projects – Orrong Road, EastLink WA, Brand Highway and North West Coastal Highway Upgrade, and Stock Road tunnel river crossing. 	
<p>59 Undertake planning of light rail and/or bus rapid transit for the next stage of major public transport priority investment in Perth.</p>	<p>Conditionally support.</p> <p>There has been multiple unsuccessful attempts to introduce light rail to Perth. It is recommended the transport problem that light rail is sought to address is further defined and considered. This could include, a set of mode agnostic options that are considered as part of an integrated network.</p> <p>The City has concerns that a standalone system (without other changes to the network) is unlikely to succeed. Noting the duplication of services will have implications on the long-term operating cost.</p> <p>It is recommended a tunnel option is considered and included in a comprehensive business case - given the time to plan and construct the asset and its overall useful life.</p>
<p>60 Enhance cycling and walking infrastructure through safer designs on cross-suburban linkages, by:</p> <ul style="list-style-type: none"> a) Allocating a greater portion of state funding to local government bike projects that deliver strategic, continuous cross-suburban linkages, based on Perth Long 	<p>Supports.</p> <p>The City supports greater funding being provided to local governments to deliver improved cycling and walking infrastructure. In the City of Perth, transport infrastructure has generally been focused on moving people in and out of the city as</p>

RECOMMENDATION	COMMENT
<p>Term Cycling Network priorities and equivalent regional plans.</p> <p>b) Seeking federal funding contributions for a program of bike infrastructure priority projects.</p> <p>c) Requiring application of new safe bike infrastructure design guidelines for all state and local government projects.</p>	<p>efficiently as possible. Less attention has been given on how people move within the Perth city.</p> <p>To improve the integration of transport infrastructure and public realm, the City is progressing an Integrated Transport Strategy. The Integrated Transport Strategy seeks to balance transport solutions with place-based outcomes, which will include improvements that make cycling and walking easier and more desirable and integrate with the creation of great places whilst managing competition for curb side space.</p> <p>The application of new safe bike infrastructure design guidelines is supported. Noting engineering constraints exist and that proposals should be developed considering economic, social and public realm objectives, rather than transport operational outcomes and efficiencies only.</p>
<p>61 Implement further measures to support the State Electric Vehicle Strategy for Western Australia by:</p> <p>a) Setting a more ambitious target for the State Government light vehicle fleet uptake.</p> <p>b) Investigating the transition or conversion of other government vehicles to low emissions technology.</p> <p>c) Expanding the rollout of charging infrastructure on government land and buildings including at train station car parks.</p> <p>d) Supporting the private sector to provide charging infrastructure, including in the Perth CBD through the <i>Perth Parking Management Act 1999</i>, and through planning system policy reforms.</p>	<p>Supports.</p> <p>The City's draft Local Planning Strategy seeks to deliver more environmentally sustainable design and development, and ensure buildings can adapt to emerging technologies.</p> <p>The City is investigating planning scheme provisions to improve environmentally sustainable design of private developments. This will include investigating the provision of electric vehicle charging stations.</p> <p>The City would like to be engaged with any planned rollouts of electric vehicle charging infrastructure on public or private property within the City of Perth. Especially if the infrastructure will have an interface with the public realm.</p> <p>It is recommended that the State implement financial incentives to existing building owners to facilitate the retrofitting of this infrastructure. Especially into existing residential apartment buildings and older commercial building stock.</p> <p>The City also requests to be included in any discussions regarding the application of or potential reform of the <i>Perth Parking Management Act 1999</i>. Noting the Perth Parking Policy 2014 has significant implications on development within the City of Perth.</p>

RECOMMENDATION	COMMENT
SOCIAL AND AFFORDABLE HOUSING	
<p>68 Improve planning for social and affordable housing by:</p> <ul style="list-style-type: none"> a) Preparing and publishing individual housing plans for each of WA’s ten regions. b) Conducting an initial regional plan pilot. 	<p>Supports.</p> <p>A housing needs assessment was undertaken by the Department of Communities and City of Perth in 2020. It identifies the need to increase the proportion of affordable housing, specifically:</p> <ul style="list-style-type: none"> • Apartments with at least three bedrooms, particularly to accommodate families and intergenerational households. • Specialist housing to cater for senior residents and those living with disabilities. • Alternate dwelling types and tenure models such as co-living (including student housing), dual-key and build-to-rent options to cater to a diverse population seeking alternate housing needs and lifestyles. <p>The planning system has the ability to deliver more diverse and affordable housing through planning incentives or mandatory development contributions. However, a State-led approach is required to any initiatives surrounding mandatory or inclusionary planning provisions.</p> <p>A State lead approach to affordable and diverse housing is supported on the basis it provides consistency in delivery models across all local government areas. The City requests to be engaged in early discussions for a pilot plan for the Perth metropolitan region.</p>
<p>69 Prioritise further investment in social and affordable housing by:</p> <ul style="list-style-type: none"> a) Assessing the level of investment required to accelerate WA’s 10-year Strategy on Homelessness 2020-2030 and accompanying Action Plan. b) Undertaking a comprehensive audit of the social housing stock’s asset condition, improvements needed to extend the life of assets and alignment of stock with housing need. c) Commissioning a review of the growth targets in the WA Housing Strategy 2020-2030 to establish an evidence-based net growth target. 	<p>Supports.</p> <p>It is noted a significant proportion of people experiencing homeless are in inner city locations, including Central Perth. The City has recently opened two-night safe shelters as an interim solution to provide basic shelter to people experiencing homeless in the community.</p> <p>A backlog in housing infrastructure can cause other detrimental effects such as making private development unattractive or delayed (hard to lease or occupy due to perceptions of crime, blight and safety). It can also place a strain on other forms of infrastructure (such as transport and health).</p>

RECOMMENDATION	COMMENT
<p>d) Developing a sustained social and affordable housing investment program to respond to diverse housing circumstance, informed by regional housing plans and in line with revised targets.</p>	<p>It is recommended action a) is prioritised. The City would welcome further collaboration with the State to find housing solutions for its homeless population.</p> <p>A review of the growth targets should include the existing reports and data collected for the WA Housing Strategy 2020-2030. The Strategy identifies targets for the four key focus areas (Supply, Housing pathways, Design, Housing literacy). The review should also examine the growth targets in the context of any new changes impacting the key focus areas and any new data that has become available.</p> <p>Support is given to develop an investment program. Due to the urgency of the needs for social and affordable housing, a response should be to work with local government, community housing associations and not-for-profit housing providers to progress targets using existing knowledge and resources - rather than waiting for regional housing plans to be prepared for the Perth metropolitan area.</p> <p>It is recommended timeframe for action d) is accelerated to 2022-2027. Given social and affordable housing are essential services for the community.</p>
<p>70 Enable and diversify choices in social and affordable housing by:</p> <p>a) Reforming policy to unlock the potential of registered Community Housing Organisations and review existing Community Housing Agreements to address provisions that limit the attraction of alternative financing and funding of new projects.</p> <p>b) Leveraging government land assets and providing financial and yield incentives to broaden private sector and institutional investment in social and affordable housing.</p> <p>c) Accelerating the review of the Residential Tenancies Act 1987 to provide greater security of tenure for tenants.</p>	<p>Supports.</p> <p>It is recommended action a) and b) are prioritised to ensure the timely delivery of social and affordable housing for the community.</p>

RECOMMENDATION	COMMENT
HEALTH	
<p>73 Accelerate the transition to a person-centric, preventative and community-based public health system to improve the health of Western Australians, and the sustainability of the State Budget by fast-tracking delivery of the Sustainable Health Review and providing regular public progress reporting to improve accountability and transparency for achieving Sustainable Health Review reform outcomes.</p>	<p>Supports.</p> <p>The transition to a person-centric, preventative and community based public health system through fast tracking the delivery of the Sustainable Health Review is supported.</p> <p>The reorientation of health services to focus on prevention and early care intervention, particularly for population groups in the City experiencing poorer health outcomes is supported.</p>
<p>74 Address gaps in the health system design, service and infrastructure planning framework by:</p> <ul style="list-style-type: none"> a) Finalising the review of the WA Health Clinical Services Framework 2014-2024. b) Finalising development of the 10-year State Health Plan. c) Establishing an agreement for a sustainable funding footprint to support change and investment in the health system in line with the 10-Year State Health Plan. d) Preparing an annually updated system-wide Strategic Asset Plan, in line with the Strategic Asset Management Framework. e) When planning for health services infrastructure, assessing options for the private health system to augment the public health system. 	<p>Supports.</p> <p>Significant gaps exist in the supporting transport infrastructure for the future development and operation of the Queen Elizabeth II Medical Centre (QEII MC). These gaps need to be filled as a matter of urgency to ensure the future development of the area as well as leveraged economic development outcomes.</p> <p>At a smaller scale, there are considerable emerging health and medical clusters. However, these are not monitored, planned, coordinated, and leveraged well. Better planning could provide significant economic upside (IP commercialisation, cluster development and cooperative research).</p>
<p>75 Rebalance investment toward community-based services to reduce demand on hospitals, targeting investment in hospitals only when required to modernise facilities or address capacity gaps, specifically:</p> <ul style="list-style-type: none"> a) Rebalancing and accelerating investment toward community-based mental health services and facilities. b) Informed by outcomes of the Graylands Reconfiguration and Forensic Taskforce, prioritising investment to continue the 	<p>The relocation of the King Edward Memorial Hospital and modernisation of the Sir Charles Gairdner Hospital will require significant investment in the supporting transport infrastructure. Therefore, upgrading transport infrastructure around this precinct needs to be prioritised by the draft Infrastructure Strategy.</p> <p>The City would like to work with the State government on the planning and redevelopment of</p>

RECOMMENDATION	COMMENT
<p>services provided at Graylands Hospital and Selby Lodge.</p> <p>c) Informed by outcomes of the Graylands Reconfiguration and Forensic Taskforce, prioritising investment in forensic mental health services.</p> <p>d) Completing a full review of the Western Australian Mental Health, Alcohol and Other Drug Services Plan 2015-2025.</p> <p>e) Working with the Federal Government in prioritising expanding the role of primary health care in providing more integrated, community-based health services.</p> <p>f) Working with the Federal Government in investigating and investing in innovative models of community-based primary health services and facilities.</p> <p>g) Expanding application of digital technologies such as telehealth and remote inpatient monitoring.</p> <p>h) Subject to Recommendation 74a, developing a roadmap for the planning and redevelopment of Royal Perth Hospital.</p> <p>i) Subject to Recommendation 74a, developing a roadmap for the planning and investment in Sir Charles Gairdner Hospital.</p>	<p>the Royal Perth Hospital precinct. The City's draft Local Planning Strategy identifies Royal Perth Hospital as being located within the Mclver-Claisebrook Precinct Planning Area.</p> <p>The City is seeking to work with State Government to develop a wholistic and integrated solution to improving this precinct, through addressing:</p> <ul style="list-style-type: none"> • Long-term future of the Mclver and Claisebrook train stations. • Optimising development opportunities on underutilised land to accommodate resident population, business and employment growth. • Investigating opportunities to build upon the existing health, knowledge and innovation hub centred around Royal Perth Hospital. • Connectivity: Re-stitch and improve movement to and across the Central Perth, Northbridge and Claisebrook neighbourhoods. • Enhance the public realm and ensure that development positively contributes to it.
<p>77 Enable infrastructure across the built environment to play a stronger role in addressing the wider determinants of health by:</p> <p>a) Aligning government strategic planning and infrastructure proposals to the State Public Health Plan for Western Australia and reporting on progress against objectives.</p> <p>b) Requiring public health assessments to be completed for significant strategic planning, infrastructure, land use planning and development proposals that are assessed as presenting a high public health risk, through updates to the Strategic Asset Management Framework SAP and Business Case guidelines (for</p>	<p>Supports.</p> <p>The City supports alignment of strategic planning and infrastructure proposals to the State Public Health Plan.</p> <p>The City aspires for Perth to be a liveable and sustainable city with vibrant neighbourhoods and acknowledges the significant role local government can play in addressing the wider determinants of health through the built environment.</p> <p>The City understands the link between chronic disease and lifestyles characterised by low levels of active transport, decreased physical activity, increased fast food availability and lack of social and community connection. Through land use and transport systems, the City can positively influence physical activity levels, access to healthy food and create opportunities for social and community</p>

RECOMMENDATION	COMMENT
<p>projects and programs with a capital cost of \$100 million or more).</p>	<p>interactions at the local level, aligning with objectives in the State Public Health Plan.</p> <p>The City is committed to preparing a new local public health plan that aligns with the State Public Health Plan.</p> <p>The City also acknowledges the important role infrastructure and the built environment can play in addressing climate change and public health impacts. Adaptation and mitigation strategies targeted at the built environment can reduce the impacts of heatwaves, flooding and bushfires and address the urban heat island effect.</p>
<p>78 Increase action to reduce Aboriginal health inequity and inequality across the State by:</p> <ul style="list-style-type: none"> a) Supporting and funding the development of community-based primary care and allied services hubs. b) Providing health facilities in Aboriginal communities that are fit for purpose and have access to high-quality connectivity. 	<p>Supports.</p> <p>Increased action to reduce Aboriginal health inequity and inequality across the State and within Perth is welcomed and supported by the City.</p> <p>There are three public hospitals located within the City of Perth. These hospitals service both metropolitan and regional populations, including aboriginal communities. Providing appropriate access to medical facilities in regional areas will alleviate pressures on Perth’s health facilities. It will also prevent logistical issues for regional residents who must travel to Perth and find accommodation.</p> <p>Often this can result in people camping in the public areas around the Royal Perth Hospital, which is not a suitable option for people requiring health care and can create ongoing impacts on associated infrastructure i.e Health and Transport.</p>
<p>79 Subject to business cases, co-invest in common use health and medical life sciences facilities by:</p> <ul style="list-style-type: none"> a) Providing an overarching strategy to guide development of the health and medical life sciences sector and provide market clarity on potential investment priorities. b) Using the Future Health Research and Investment Fund - and through collaboration with the Federal Government, academia and the private sector - to co-fund feasibility studies for common use facilities and support the development of viable facilities, under 	<p>Supports.</p> <p>The City is currently in the process of preparing a Precinct Structure Plan for the QEIIIMC and UWA areas, as well as the surrounding land. This is identified in State Planning Policy 4.2 – Activity Centres for Perth and Peel as a Specialised Centre for health, education and research.</p> <p>An emerging medical cluster exists surrounding Royal Perth Hospital. The City has spent \$14m upgrading the public realm in the east-end near Royal Perth Hospital.</p> <p>A significant opportunity for developing the medical life sciences sector exists in coordination with the</p>

RECOMMENDATION	COMMENT
a) Continuing planning and developing a business case to deliver a flagship Western Australian Aboriginal Cultural Centre in Perth.	The City would like to be engaged in the planning for arts, cultural, sport and recreational infrastructure within the City of Perth.
b) Planning and developing a business case to improve the capacity and quality of convention and exhibition facilities in the Perth CBD.	There are significant opportunities to better integrate the Perth Convention Centre and Perth Cultural Centre into its surrounding areas. The City is supportive of a redevelopment plan and requests to be engaged early in the process.
c) Completing planning to redevelop the Perth Convention Precinct.	
d) Continuing ongoing planning and developing a business case for the redevelopment of the Perth Cultural Centre.	

JUSTICE AND PUBLIC SAFETY

87 Improve infrastructure planning focussed on the interdependencies of police, courts and correctional facilities, through updated Strategic Asset Plans that include:	Supports.
a) Pursuing future collocation opportunities with other government agencies and non-government providers for potential precincts.	Perth city contains various police and court facilities. The City requests to be involved in any future planning these facilities. Future planning of these facilities needs to be considered holistically within the planning of the relevant precincts.
b) Improving alignment and cooperation between the Department of Justice and WA Police Force in managing existing shared assets.	
c) Updating and maintaining the Long Term Custodial Infrastructure Plan.	
d) Progressing long-term infrastructure planning for courts and police facilities.	



Snapshot



Foundations for a Stronger Tomorrow

Through the draft *State Infrastructure Strategy: Foundations for a Stronger Tomorrow*, Infrastructure WA provides the first ever state-wide perspective of Western Australia's infrastructure outlook for the next 20 years.

This inaugural Strategy assesses the State's economic, social, environmental and cultural potential through the prism of strategic infrastructure planning and delivery.

The Strategy addresses future challenges and opportunities, and provides recommendations to help maximise the value of every dollar spent by government on infrastructure – laying strong foundations to make Western Australia (WA) an even better place to live, invest, study and visit.

Guiding our future prosperity

Infrastructure shapes and influences every aspect of our community – from where we live to how we work, our social interactions, our economic structures and our environmental footprint. Well-planned infrastructure enables us to manage change, and ensures the essentials of life are delivered safely and reliably.

Each year, government invests billions of dollars in infrastructure to meet the needs of the community, economy and environment. This investment is made in new and existing infrastructure that will serve us for decades to come, even when society may look and operate quite differently to how it does today.

That's why government infrastructure investment needs to be considered as part of a strategic plan, with a long-term outlook. This outlook requires a shift in the way the public sector has traditionally planned, delivered, operated and maintained infrastructure.

The draft State Infrastructure Strategy provides this fresh foundation and pathway forward.

Acknowledgement of Country

Infrastructure WA acknowledges the Traditional Custodians throughout Western Australia and their continuing connection to the land, waters and community. We pay our respects to all members of the Aboriginal communities and their cultures, and to Elders both past and present.

Aboriginal and Torres Strait Islander people are advised that this publication may contain images or names of people who are deceased.



At a glance



88

recommendations

48 sector-specific

40 cross-cutting

About 75%
non-build recommendations



**Affordable and
deliverable**

State-wide coverage:



21% regional

19% metropolitan

60% state-wide



Have your say

Foundations for a Stronger Tomorrow presents the draft of what will become Western Australia's first State Infrastructure Strategy.

This draft has been developed off the back of extensive stakeholder consultation.

Infrastructure WA is now seeking further feedback on the recommendations so that the Strategy can be finalised in late-2021.

Feedback can be provided via:

- **Online form (preferred)**
consultation.infrastructure.wa.gov.au
- **Email**
iwaconsultation@infrastructure.wa.gov.au
- **Phone**
08 6552 5229
- **Mail**
Infrastructure WA, Locked Bag 3001,
WEST PERTH WA 6872
- **LinkedIn**
@InfrastructureWA

You can also attend a workshop or engagement session free of charge being organised by Infrastructure WA in each region of Western Australia. Visit the website for details and to register your interest.

www.infrastructure.wa.gov.au/state-infrastructure-strategy

Public consultation closes at 5pm, **15 September 2021**. Late submissions will not be considered.

Scan the below QR code to download the full draft State Infrastructure Strategy.



Approach

Leading with a new outlook

Infrastructure WA has brought together the development of Western Australia's long-term infrastructure needs and priorities through the State Infrastructure Strategy.

The agency was formed in July 2019, as a result of the *Infrastructure Western Australia Act 2019*, to advise and assist the Government on infrastructure matters. Infrastructure WA supports the need to deliver the right projects, in the right place, at the right time, in order to grow the economy, create jobs, and ensure Western Australia is a great place to live.

Until Infrastructure WA was established, there was no whole of government approach to the development of infrastructure that covered the entire State over a medium to long-term horizon.

Underpinned by a clear vision

To develop the Strategy, Infrastructure WA imagined what the future could look like, establishing a vision for the State in 2042.

Vision statement

Western Australia is a sought-after place to live, work, study and invest, with infrastructure improving productivity and equity, and unlocking industry growth that leverages Western Australia's advantages and diversifies its economic base.

This vision provided the context and framework to prepare the Strategy and, in particular, establish what needs to be done now and over the medium to long term, and how that could be achieved.

In 2042, the population has grown to 4.3 million¹, but we have successfully reduced net carbon emissions, and improved our environment, by capturing carbon and transitioning to green energy and zero or low emission vehicles. METRONET and the public transport system are widely used across Perth's suburbs, with patronage readings at record highs. Access to social and affordable housing is high and unemployment is low with a skilled labour force filling jobs in the green and digital economies. While the State's economy is still supported by a strong resource and energy sector, growth in other sectors has resulted in a more diversified economy bolstered by efficient supply chains.



Outlook

The dynamic rate of change and the difficulty in precisely predicting the future over a 20-year horizon poses its challenges. Infrastructure WA's approach to developing the Strategy placed a strong focus on exploring what the future might present, applying a scenario planning approach to identify a range of plausible futures. Infrastructure WA examined global megatrends and drivers, in the context of Western Australia's strengths and advantages, to identify where the State's significant opportunities lie.

These opportunities are the foundation of the Strategy's 2042 vision, driving the State towards a more diversified economy and prosperous society over the long term.

The six strategic opportunities identified are:



A global location of choice



Value-adding for strategic commodities



Approaching the technology frontier



Transitioning to net zero emissions technologies



Promoting and leveraging Aboriginal cultural heritage and enterprise



Serving the emerging consumer class

Infrastructure WA's 10 Strategy objectives, addressing the triple bottom line, have guided the development of the State Infrastructure Strategy.



Support a strong, resilient and diversified economy



Maximise regional strengths to unlock strategic opportunities for Western Australia



Support access to social services and improve Aboriginal wellbeing



Enable environmental sustainability and resilience, and address climate change



Maximise wellbeing, liveability and cultural strategic opportunities for our community



Enhance cross-government coordination and planning



Support population growth and change



Embrace technology, data and digital connectivity



Enhance infrastructure delivery and develop skills for the future



Get the most from our existing infrastructure and improve maintenance

Infrastructure WA has taken a triple bottom line approach – considering social, economic and environmental matters – in developing its recommendations, to serve Western Australia in the long term.



Society



Economy



Environment

Today



WA's population is 2.7 million, with 75 per cent of people living in the Perth metropolitan area.² Population growth is driven largely by immigration. Aboriginal culture and heritage is starting to gain wider acknowledgement.



WA's economy is dominated by commodities exports, and WA is the world's largest single supplier of iron ore and lithium.⁴ There is growing recognition of the need for economic diversification for a sustainable and resilient economy going forward.



WA is internationally renowned for its biodiversity and has eight of Australia's 15 biodiversity hotspots⁶, however it is highly vulnerable to climate change.

Tomorrow 2042

WA's population has increased 60 per cent to around 4.3 million³ and is ageing with a larger proportion of people over the age of 65. WA supports Aboriginal business development, economic participation and social outcomes, including essential services for remote Aboriginal communities and town-based reserves.

The resources sector continues to contribute strongly to the economy, while appropriate infrastructure investment has supported the growth of new industries, capitalising on WA's strengths and facilitating economic diversification.⁵ Trading partners increasingly value WA's enhanced global position, as a safe, clean and green location.

The value of WA's environmental assets is well recognised. The State balances sustainable development with conservation. WA has significantly reduced its greenhouse gas emissions in line with net zero by 2050 aspiration, while growing its economy.

Bringing it all together

Global thinking with local insight

With a clear vision and objectives in place, Infrastructure WA engaged with a wide range of stakeholders and undertook extensive analysis to develop an objective position of the State's current and future infrastructure needs and priorities contained in the Strategy.

A top-down approach was adopted to consider the global context in which Western Australia operates and the potential changes that may occur over the next 20 years. This approach ensured the Strategy is responsive and has a broader and longer-term focus than planning horizons usually applied by government.

The top-down approach was complemented by a bottom-up methodology, which included a comprehensive review of existing infrastructure strategies and plans across government. This resulted in a number of recommendations focusing on accelerating and building on work that the State Government had already initiated.

To augment the Strategy's evidence base, Infrastructure WA commissioned work to better understand technical, policy and strategic matters.

Informed by many

The expertise and perspectives of business, government and the community, informed the development of the Strategy.

The conversation started with *A Stronger Tomorrow: State Infrastructure Strategy Discussion Paper*, launched in June 2020, which was followed by an extensive engagement program across the State. Hundreds of people provided their perspectives on a wide range of infrastructure issues and potential solutions. Working groups, expert panels and peer reviews were also used to inform the development and analysis of the recommendations contained in the Strategy.



Visited
10
regions



23

IWA hosted workshops with formal stakeholder groups and the public



823

Discussion Paper responses, submissions and proposals



125

meetings held with key government stakeholders to discuss infrastructure planning, delivery and the development of the Strategy



Infrastructure WA's guiding principles for the Strategy:

- Open, consultative and engaging
- Objective and rigorous
- Improvement over time
- Affordable, deliverable and maximise value
- Forward looking and open to change

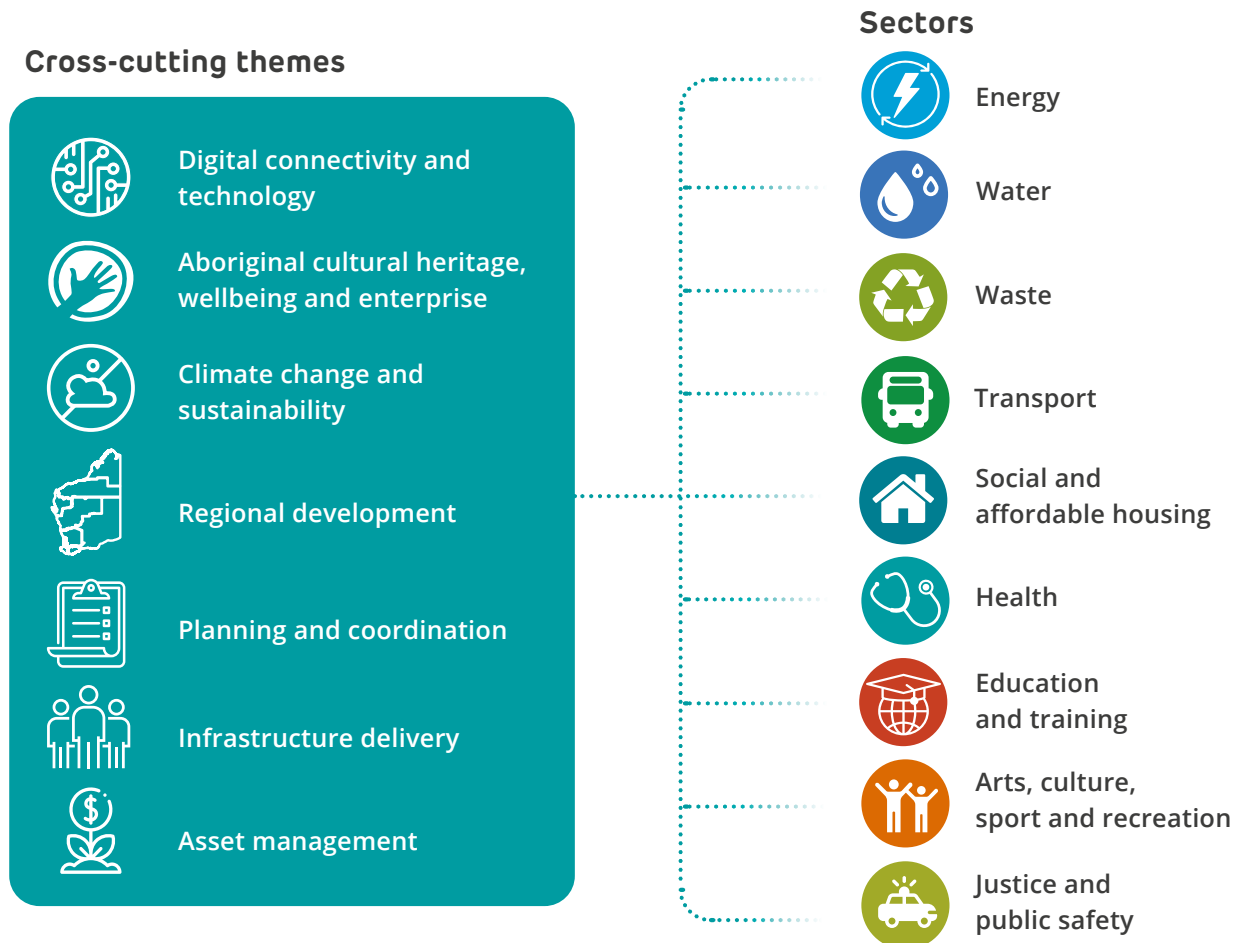
Methodology overview



Recommendations

Affordable, deliverable and evidence based

The Strategy makes 88 recommendations. Almost half are grouped in seven themes that cut across the Strategy's nine identified sectors.



As well as identifying projects and programs, the recommendations build on good work underway and identify gaps in thinking, planning, governance and delivery that need to be addressed.

Many recommendations focus on non-build initiatives that improve fundamental elements of the infrastructure system, such as policy, planning and legislative frameworks, with a selection of major new investment proposals outlined in both the economic and social infrastructure sectors.

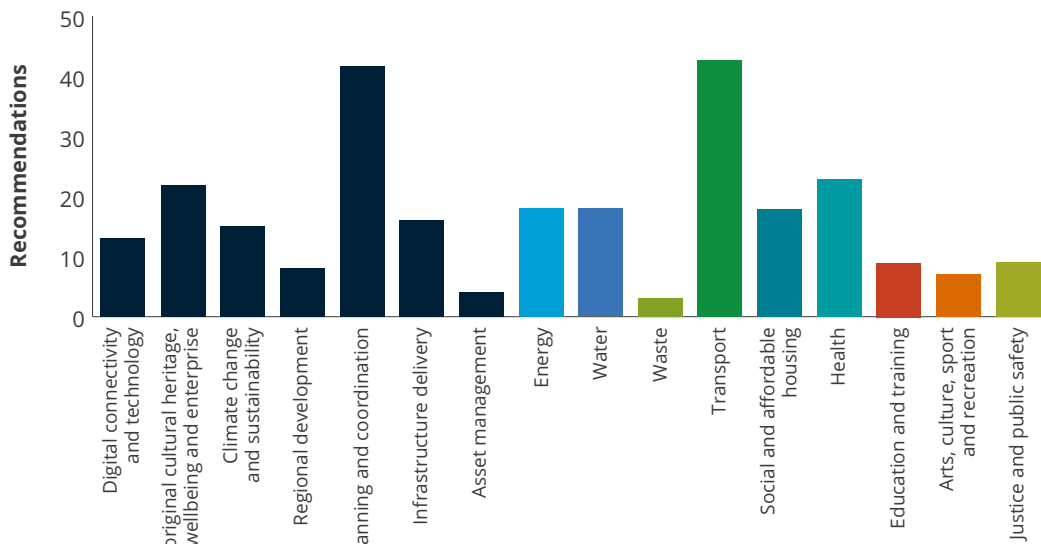
In forming the recommendations, substantial consideration was given to ensuring the proposals were affordable, deliverable and evidence based, wherever possible, to have lasting impacts over the long term.

Collectively, the recommendations work together to achieve the Strategy's vision and objectives for the next 20 years.

Distribution of Strategy recommendations

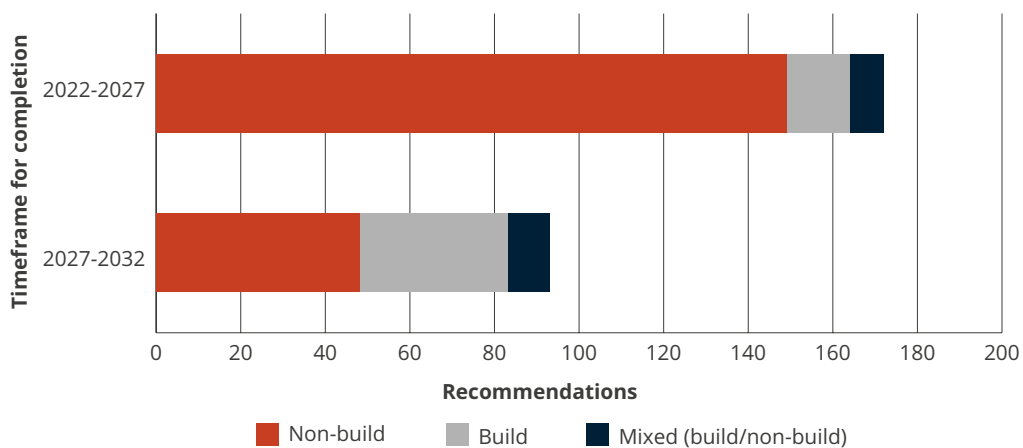
Recommendations by cross-cutting theme and sector

(recommendations and sub-recommendations)



Recommendations by timeframe for completion and type

(recommendations and sub-recommendations)



Note: The 88 recommendations are supported by 265 sub-recommendations.

Infrastructure WA's findings

Six main findings underpin many of the 88 recommendations in the Strategy.

Managing demand for infrastructure through prevention, early intervention and pricing

As infrastructure is costly to develop, operate and maintain, simply building Western Australia's way out of an increasing demand for infrastructure is unaffordable and an unsustainable solution.

Instead, a greater focus on demand management and prevention initiatives is needed to ultimately divert, delay or avoid the need to build and maintain costly infrastructure. For example, early intervention to address complex issues such as social disadvantage can help improve an individual's life outcomes and reduce demand on health and other social services infrastructure.

Infrastructure WA recommends a number of demand management and prevention actions, such as:

- transitioning to a person-centric, preventative and community-based public health system to reduce demand on hospitals infrastructure and services;
- employing preventative measures such as early intervention and rehabilitation initiatives to reduce demand on police, courts and corrective infrastructure and services;
- improving waste avoidance and resource recovery initiatives to reduce the amount of waste going to landfill;
- expanding water efficiency programs and encouraging greater focus on fit for purpose water resources to defer the need for costly new major infrastructure; and
- non-build and demand management options to reduce road congestion and grow public transport patronage.

The Strategy also recognises the importance of digital technology on demand management – to improve understanding of consumer behaviour, better monitor infrastructure performance and provide valuable data to inform planning and decision-making – and therefore recommends applying a digital-first approach when considering infrastructure solutions.



Recommendation 73 – Health sector

Accelerate the transition to a person-centric, preventative and community-based public health system, to improve the health of Western Australians, and the sustainability of the State Budget by fast-tracking delivery of the Sustainable Health Review and providing regular public progress reporting to improve accountability and transparency for achieving Sustainable Health Review reform outcomes.





Improving the quality and consistency of strategic infrastructure planning and processes

Infrastructure WA found that while much good work is being done, many State agencies', statutory authorities' (collectively referred to as State agencies) and Government Trading Enterprises' (GTEs) infrastructure strategies, plans and business cases are not of adequate quality and consistency, and numerous infrastructure-related regulations and statutes are outdated and overly burdensome.

Reflecting this finding, Infrastructure WA has placed a strong focus on seeking improved infrastructure planning and assessment processes across State agencies and GTEs, including:

- improving the underlying regulatory and policy framework;
- clarifying governance and lead agency responsibility for more cohesive overarching strategic planning; and
- recommending improved processes to guide better planning and infrastructure investment by State agencies and GTEs.

These improvements will assist in building the foundation on which the Government's annual ten-year State Infrastructure Programs can be based, as well as future State Infrastructure Strategies.

To further strengthen this planning foundation, the Strategy recommendations include:

- modernising infrastructure-related legislation through targeted amendments;
- preparing integrated regional plans to establish the long-term land use, infrastructure and environmental needs of each region of Western Australia;
- embedding rigorous infrastructure appraisal processes in the planning decision-making framework, including considering infrastructure servicing and operational costs; and
- reviewing and refining the State Government's Strategic Asset Management Framework, and improving its application.



Recommendation 22 (in part) – Planning and coordination

Prepare and implement an urban consolidation action plan which identifies the significant barriers to increasing urban consolidation and sets out a clear roadmap to address them, including intended outcomes, responsibilities and timing.



Addressing climate change

Climate change was a high-priority issue raised by stakeholders during the Strategy development process. It is a critical long-term issue impacting many infrastructure sectors, particularly water, transport and energy, and one that is not yet adequately addressed by many State agency and GTE infrastructure planning systems and processes.

Reducing infrastructure-related carbon emissions and improving the resilience of existing infrastructure to adapt to the impacts of climate change, is therefore a major focus for the Strategy.

The Strategy recommends accelerating priorities identified in the State Government's *Western Australian Climate Policy* that relate to infrastructure, including:

- embedding the net zero emissions by 2050 aspiration as a de-facto target for all State agencies and GTE assets and activities;
- developing net zero transition plans and sectoral emissions reductions strategies;



Recommendation 12 (in part) – Climate change and sustainability

Strengthen and expand existing programs outlined in the *Western Australian Climate Policy* to develop carbon farming and sequestration markets.

- developing climate change adaptation plans for existing infrastructure under the control of State agencies and GTEs;
- developing sectoral adaptation plans to identify climate change risks and measures to adapt to current and future climate change impacts; and
- incorporating sustainability principles and requirements in all stages of the State Government's infrastructure decision-making process.

Implementing data sharing and other tools to support infrastructure planning and investment decision making

Access to current, high-quality and fit for purpose data is critical to deliver sound infrastructure planning, policy and investment decision-making.

However, in Western Australia, access arrangements are vastly inconsistent and in some cases critical data is not available. Some State agencies and GTEs can access complex data and models to support planning, while others cannot and do not apply scenario planning to their long-term infrastructure planning. Some of the most valuable government-held data is also not shared. In addition, the application of consistent planning assumptions, and access to data analytics and modelling tools are important in developing aligned and integrated infrastructure plans.

To improve this, the Strategy's recommendations include:

- further developing government data management and asset information policies, processes, platforms and standards to enable


data sharing and analysis to address both the management of the existing government asset portfolio, and to plan and prioritise new infrastructure;

- expanding the 'Climate Science Initiative' to develop climate change projections across all regions of the State;
- developing and implementing a single set of common planning assumptions to improve the alignment and consistency of strategic planning processes; and
- more transparency on the geographic distribution of regional investment through improved reporting in the State Budget.



Recommendation 2 (in part) – Digital connectivity and technology

Take a digital-first approach to all aspects of the infrastructure lifecycle, from planning through to the retirement of assets.



Optimising the existing infrastructure asset base

As the network and scale of the State's infrastructure assets grow, so does the cost to operate and maintain the asset base. Around two-thirds of the total cost of an asset generally occurs after it is built or acquired⁷, while the State's vast distances and low population densities in many areas present challenges in optimising investment decisions.

In *Foundations for a Stronger Tomorrow*, Infrastructure WA discusses how the State Government's existing infrastructure asset base can be managed and used more efficiently and effectively to defer the need to build costly new infrastructure, as well as minimising maintenance costs, wherever possible.

The Strategy's recommendations include:

- progressing targeted improvements to the road network and heavy rail infrastructure;
- embedding a digital-first approach to all aspects of the infrastructure lifecycle and applying digital technologies or non-capital demand management solutions to extend asset life or increase capacity;
- improving the integration of land use and infrastructure planning to help improve the use of existing assets – for example, considering where system capacity is available to support increased urban densities; and
- improving and rewarding mature asset management practice by State agencies and GTEs.



Recommendation 4 (in part) – Digital connectivity and technology

Develop digital capabilities within government to ensure optimal operation and security of current and future infrastructure.



Identifying major infrastructure projects and programs

While many of the Strategy's recommendations focus on non-build improvements to address fundamental elements of the infrastructure system, most sectors also include significant scale projects or programs recommended for further planning, investigation, investment or business case development. Recommendations include planning and business case development for a flagship Western Australian Aboriginal Cultural Centre, light rail/bus rapid transit, investigations for long-term major projects such as Stock Road river tunnel crossing, Bunbury Fast Rail, and Perth metropolitan orbital rail route, as well as progressing further planning for a new Broome Regional Prison.



Implementation

Well-staged for the future

For the inaugural Strategy, Infrastructure WA has recommended Government start by addressing identified gaps and opportunities that frame and guide infrastructure processes, such as strategic planning, legislation and regulation, policy and decision-making tools.

As processes mature and the quality of infrastructure plans improve, it is anticipated future State Infrastructure Strategies will be in a position to focus more on the medium to longer-term initiatives. Many of the actions to create a stronger foundation will be required in the next five to ten years to reposition the State on a new path for the ten to twenty year horizon.

Strategy timeframes



0 to 5 years **2022 to 2027**

Focus on non-build options (planning, policy, legislation).

Generally not focussed on projects and programs beyond those already committed, although some additional investment recommended for priority matters.

Further investigation recommended for projects and programs identified over medium and long term.



5 to 10 years **2027 to 2032**

Predominantly bottom-up approach.

Identification of priority infrastructure projects and programs over this time period.

Focus on non-build options continues – implementation likely to continue over short to medium term for some initiatives.



10 to 20 years **2032 to 2042**

Predominantly top-down approach.

A number of projects and programs recommended for planning or investigation in the 0-5 or 5-10 year periods will likely be delivered in the 10-20 year timeframe.

Future Strategies may place a stronger focus on this timeframe, with improved planning processes as a basis.

Next steps

Continuing the journey to a stronger tomorrow

The release of *Foundations for a Stronger Tomorrow* is the penultimate step in what has already been a comprehensive, 18-month journey to develop the State's first infrastructure strategy.


The Strategy is now subject to a final stage of stakeholder review, which will involve:

- inviting feedback, via workshops, surveys and meetings, as part of an eight-week public consultation process;
- reviewing and considering all feedback received; and
- continuing analysis and environmental scanning to ensure the recommendations are current, appropriate, affordable and sequenced effectively.

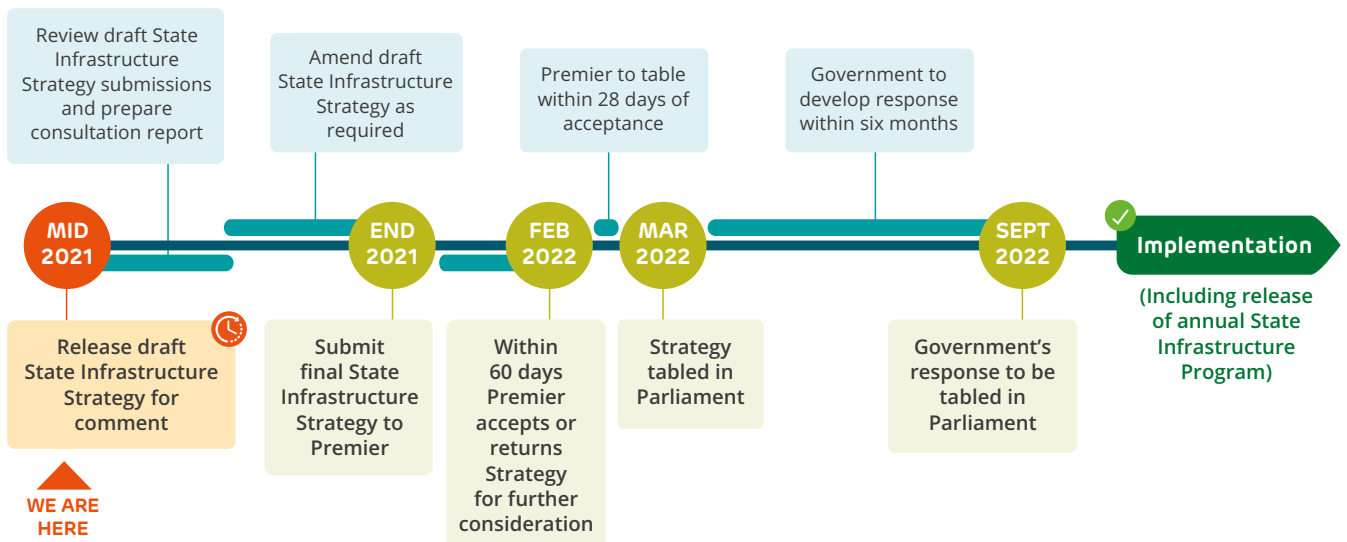
The final Strategy is expected to be completed and provided to the Premier by late 2021. Once accepted, the final State Infrastructure Strategy will be tabled in Parliament.

Within six months of tabling in Parliament, the State Government must outline its response to the recommendations in the Strategy, including reasons for any recommendations it does not support in full. Supported recommendations will then be transitioned to relevant State agencies and GTEs for implementation and delivery. Infrastructure WA will monitor implementation of the Strategy and publish an annual progress report.

The final recommendations will also guide Infrastructure WA's advice to Government moving forward, including its role assessing major infrastructure proposals and assisting Government in preparing the annual ten-year State Infrastructure Program.



Timeline for delivery and implementation of the State Infrastructure Strategy





Keep in touch

Contact Infrastructure WA at any time

E enquiries@infrastructure.wa.gov.au
T 08 6552 5229

Keep up-to-date on Infrastructure WA's activities through LinkedIn or by signing up to Infrastructure WA's e-newsletter through the below website.

www.infrastructure.wa.gov.au
www.linkedin.com/company/infrastructurewa

For enquiries relating to making a submission please email iwaconsultation@infrastructure.wa.gov.au or call 08 6552 5229.

This publication is available at our website www.infrastructure.wa.gov.au or and can be made available in alternative formats and languages on request.



Endnotes

- 1 Western Australian Planning Commission (2014) *WA Tomorrow Population Report No. 9 Long Term Population Forecasts for Western Australia 2031 to 2061*
- 2 Australian Bureau of Statistics (March 2021) *Regional population: Western Australia 2019-20*
- 3 Western Australian Planning Commission (2014) *WA Tomorrow Population Report No. 9 Long Term Population Forecasts for Western Australia 2031 to 2061*
- 4 WA Department of Mines, Industry Regulation and Safety (2020) *Western Australian Mineral and Petroleum Statistics Digest 2019-20*
- 5 KPMG and The Chamber of Minerals and Energy of Western Australia (2018) *2018-2028 Western Australian Resources Sector Outlook*
- 6 WA Department of Water and Environmental Regulation (2019) *Native Vegetation in Western Australia: Issues paper for public consultation*
- 7 Institute of Public Works Engineering Australasia and New Zealand Asset Management Support (2015) *International Infrastructure Management Manual 2015*

Photo acknowledgements

Infrastructure WA wishes to thank the many State agencies, Government Trading Enterprises, local governments and other entities who generously made their photography available for use in this document. *(In order of appearance)*

Page	Description	Source
Cover	Elizabeth Quay	Adobe Stock
Cover	Albany Wind Farm	Shutterstock
2	Francois Peron National Park, Shark Bay	Shutterstock
4	Forrest Place	Stephen Nicholls
8	Matagarup Bridge, Perth	Main Roads WA
9	Apartments	Shutterstock
11	Paediatrician	Department of Health
12	Kwinana Freeway	Main Roads WA
13	Albany Wind Farm	Shutterstock
14	Road Network Operations Centre	Main Roads WA
15	Aerial view of Broome	Shutterstock
16	Perth city skyline	Adobe Stock
17	Regional highway	Main Roads WA
18-19	Charles Knife Canyon	Shutterstock



Infrastructure WA
Dumas House
2 Havelock Street
West Perth
Western Australia 6005

Phone: 08 6552 5229
Email: enquiries@infrastructure.wa.gov.au

infrastructure.wa.gov.au

12. Community Development Alliance Reports

12.1 Major Events and Festivals Sponsorship – Financial Year 2021/22

Responsible Officer	Kylie Johnson – General Manager Community Development
Voting Requirement	Simple Majority
Attachments	Attachment 12.1A Summary of Applicants Attachment 12.1B Indicative Events Calendar July 2021 – June 2022

Caretaker Statement

Although this matter is considered a major decision under Council Policy ‘1.5 Caretaker Period’, the urgency of the issue is such that it cannot wait until after the election, so it is being submitted to Council for decision.

Purpose

To provide event sponsorship recommendations to Council, under the Major Events and Festivals Sponsorship 2021/22 program.

Recommendation

That Council:

- APPROVES for 2021/22 \$613,750 excluding GST (cash contribution):

a	ARTRAGE INC / FRINGE WORLD Festival 2022	\$350,000 (excluding GST) cash contribution for one year (FY 2021/22)
b	Perth International Arts Festival Ltd / Perth Festival 2022	\$263,750 (excluding GST) cash contribution for one year (FY 2021/22)

- APPROVES for 2022/23 totalling \$100,000 excluding GST (cash contribution):

a	Transplant Australia Limited / 2023 World Transplant Games	\$100,000 (excluding GST) cash contribution for one year (FY 2022/23)
---	-------------------------------------------------------------------	--------------------------------------------------------------------------

Background

1. The City has a vision for Perth to be ‘the events heart of WA’ (2025 Events Strategy). The City will facilitate and support a diverse range of events that are inclusive, appeal to a broad audience and provide enriching experiences throughout the year. To demonstrate this approach, an Indicative Events Calendar 2021/22 is contained within Attachment 12.1B.
2. The City will be favouring applications that take place within the city and complement and build upon the City’s Signature Events Plan 2021/2022.
3. In addition to the above, Council’s recently endorsed strategic pillars also underpin funding considerations:
 - a. Liveable – a community that is safe, socially cohesive, inclusive and activated;
 - b. Sustainable – a healthy environment, with social and economic systems in balance; and
 - c. Prosperous – a successful, flourishing and thriving City.
4. Major Events and Festivals sponsorship are available for organisations delivering large-scale events of national and international significance. A Major Event or Festival is defined as an event which generates significant economic, social and community benefits for all who live, work, visit, study and invest in the city, benchmarked against initiatives that have been previously supported under the program.
5. Applications opened for Major Events and Festivals Sponsorship on 15 June 2021 and must be submitted at least six months prior to the commencement of the activity. The City will accept applications at any time throughout the year via an expression of interest (EOI) and while budget is remaining.
6. The three sponsorship requests received have been considered under the City’s Major Events and Festivals Guidelines for 2021/22. The Guidelines are based on the program offered in 2020/21 and have progressed separately to the paused programs due to the timing of the funding round.
7. The funding levels recommended are based on the scale, impact and significance of the event and can include cash and/or in-kind support for the City’s fees and charges with a maximum contribution of sponsorship provided by the City not to exceed 30% of the total event or project budget.

Discussion

8. To be invited to apply, events need to demonstrate they will:
 - a. Be regular anchor events, that generate significant return on investment and visitation outcomes; or
 - b. Be one-off major events that generate significant economic impact and enhance the Perth brand and reputation; and
 - c. Provide significant sponsorship benefits in recognition of the City’s support; and
 - d. Directly assist the City in meeting multiple goals identified in its Strategic Community Plan.
9. The three applicants invited to apply were:
 - a. ARTRAGE Inc – FRINGE WORLD Festival 2022, 2023 & 2024;
 - b. Perth International Arts Festival Ltd – Perth Festival 2022, 2023 & 2024; and
 - c. Transplant Australia Limited – 2023 World Transplant Games.

10. ARTRAGE Inc and Perth International Arts Festival Ltd were invited to apply in recognition of their proven track-record for generating significant economic, social and cultural benefits for the Perth community. Both organisations are proposing they deliver signature annual events (albeit with significantly different event models).
11. Transplant Australia Limited were invited to apply for the 2023 World Transplant Games event following a meeting with City Officers in July 2021. The Games are staged by a host country, won via a competitive bid process. The Games have been held in North America, South America, Africa, Asia and Europe and the 2023 event will be the third time the Games have been held in Australia with events previously held in Sydney in 1997 and the Gold Coast in 2009. In January 2021, the Minister for Sport announced Transplant Australia had won the competitive bid to host the 24th World Transplant Games (the Games) in Perth in 2023.
12. The three applications were assessed by a four-person assessment panel, consisting of management and officers from the City's Economic Development Alliance and Community Development Alliance. The General Manager Community Development had oversight of the assessment and evaluation process but was not a voting member. The recommendations are carefully considered with the view of maintaining the integrity of the proposals.
13. Each assessment criteria has clear descriptions and a rating scale which guides the assessors when considering an appropriate score. The scores from panel members for each assessment criteria are averaged and ranked from highest to lowest.
14. The panel agreed a minimum score threshold of 75% would be appropriate to demonstrate good alignment with the objectives of the program.
15. A summary of each application, the selection panel's recommendation rationale and the total value of requests versus the total value recommended is contained in Attachment 12.1A.

Stakeholder Engagement

Nil.

Decision Implications

16. Where applicants applied for initiatives previously supported by the City, increases to funding were only awarded when demonstrated additional benefit to the City could be identified. In instances where an applicant was requesting support for a new initiative, it was benchmarked against comparable activity and recommendations made accordingly.
17. It is generally not possible to support every application or the total request for each applicant, due to budget constraints, lack of alignment with the City's strategic priorities and/or inadequate applications. This may result in unavoidable dissatisfaction from some applicants.
18. A City representative will negotiate sponsorship benefits with applicants in line with sponsorship funding amounts once approved by Council. Applicants will be required to provide significant benefits in recognition of the City's support.

19. Successful applicants will be required to submit an acquittal report within three months of project completion. Acquittal reports must demonstrate how the City’s sponsorship funding supported projects or initiatives within the City of Perth local government area and demonstrate direct impact on the City of Perth meeting its aspirations of Liveable, Sustainable and Prosperous.

Strategic, Legislative and Policy Implications

Strategy	
Pillar (Outcome):	Liveable and Prosperous
Related Documents (Issue Specific Strategies and Plans)	2025 Events Strategy Cultural Development Plan 2019-2029 Major Events and Festivals Sponsorship FY2021/22 Guidelines 2020/21 Perth Festival Impact Report 2020/21 ARTRAGE Impact Report
Legislation, Delegation of Authority and Policy	
Legislation:	Regulation 12 of the Local Government (Financial Management) Regulations 1996 - payments from municipal fund or trust fund, restrictions on.
Authority of Council/CEO:	Council Policy 4.3 directs that any sponsorship application for more than \$15,000 or from a funding round be considered by Council.
Policy:	<p>4.3 Sponsorship and Grants - the policy directs that there be a consistent and transparent assessment process and criteria to guide recommendations to Council. An eligibility check has been conducted on all applications to ensure they are compliant with the Policy and the necessary assessment process has been followed.</p> <p>1.5 Caretaker Period – this policy prescribes that decisions relating to the allocation of sponsorship are not to be made during an election caretaker period unless considered an extraordinary circumstance by the CEO. In accordance with this, the CEO has determined due to the urgency of this item, it is permitted to be considered by Council.</p> <p>The urgency is due to the fact that the marketing campaigns (and associated assets such as signage, programs, posters, ads etc) are due to commence in October 2021. In order to maximise the City’s benefit in being a partner for the events subject of the applications, a decision needs to be made in sufficient time prior to the commencement of the marketing campaigns.</p>

Financial Implications

Financial Year 2021/22

20. The financial implications of the recommendations for FRINGE WORLD Festival and Perth Festival are accommodated within the existing budget:

Account Number	1066-100-50-10349-7901	Operating
Account Description	Major Events and Festivals	
Total Budget	\$1,180,000	
Budget – This report	\$613,750	
Remaining Budget	\$566,250*	
Budget Impact	Accommodated in approved budget 2021/22	

21. *Noting the current sponsorship review will clarify the distribution of remaining budget for 2021/22.
22. The panel is not recommending multi-year funding however proposed funding for the 2023 World Transplant Games for activities would be supported from funds from FY2022/23. The following outlines the indicative impact on the budget, subject to budget adoption in the relevant financial year:

Financial Year 2022/23

23. The financial implications of the recommendation for 2023 World Transplant Games from the 2022/23 budget is subject to Council adoption of the 2022/23 annual budget.

Account Number	TBC	Operating
Account Description	Major Events & Festivals	
Total Budget	TBC	
Budget – This report	\$100,000	
Remaining Budget	TBC	
Budget Impact	Accommodated in proposed budget, subject to annual budget adoption.	

Further Information

Nil.

Summary of Applicants - Major Events and Festivals

1. A summary of each application and the selection panel's recommendation rationale is as follows:

1a) ARTRAGE Inc / FRINGE WORLD Festival 2022, 2023 and 2024

Requested Total Amount (cash and In-kind support per year)	Estimated Attendance (provided by applicant)	Previous Support (2020/21)	Recommendation Total amount (Cash and In-kind support)	Recommendation Comparison from 2020/21
<p>2021/22 \$365,000 (\$285,000 cash, \$65,000 in-kind & \$15,000 naming rights activation)</p> <p>2022/23 \$390,000 (\$310,000 cash, \$65,000 in-kind & \$15,000 naming rights activation)</p> <p>2023/24 \$415,000 (\$335,000 cash, \$65,000 in-kind & \$15,000 naming rights activation)</p>	512,000	\$263,750 (cash)	<p>\$350,000 (cash for one year in FY 2021/22) It is estimated approximately \$65,000 in City fees and charges will apply.</p>	Increased Funding
Recommendation Rationale				
<p>The application was recommended for support due to:</p> <ol style="list-style-type: none"> The event runs for almost 4 weeks The event attracts an audience of approximately 512,000 people to the city; The involvement of approximately 2,500 artists; The involvement of approximately 50 local businesses with offers and as independent venues; The alignment to the City's 2025 Events Strategy; The demonstrated benefits to the arts and cultural industry and vibrancy of the city; and The demonstrated economic and safety benefits of visitation to the city. <p>The Assessment Panel considered the applicant's increase in sponsorship in 2022 and beyond, a request of \$365,000 (an increase of \$101,250 from City sponsorship in FY 2020/2021). The Panel recommends \$350,000 for the following reasons:</p> <ol style="list-style-type: none"> The applicant has demonstrated program improvements to include a proposed Culturally and Linguistically Diverse (CaLD) community program; Clear KPI's that can be measured and evaluated; The Fringe Artist Bursary is a new, inclusive program that supports first nations and emerging artists, increasing accessibility and diversity; Reduced venue fees, demonstrating an increase in return for the artists; FRINGE WORLD creates approximately 400 jobs (250 FTE) and in 2021 featured 2,470 artists with 94% coming from Western Australia; The ability to attract new audiences each year who may not otherwise visit the city (40% were new in 2021); 500 culturally diverse experiences on offer to large demographics, as well as creating hubs for community gathering and celebration in two city neighbourhoods with Russell Square in Northbridge and the Girls School in East Perth. The average ticket price is relatively low at \$28 and several free entertainment options are also on offer; Good linkages for local businesses to get involved in Fringe offers as well as being independent venues for shows; The 2021 Impact Report demonstrates a high percentage of people eating and drinking before or after shows 				

- j. FRINGE WORLD was heavily impacted by COVID-19 lockdowns in 2021 ; and
- k. ARTRAGE Inc. have requested an itemised funding portion of \$15,000 for a naming rights activation. This is intended to be an activation directly paid for by the City. The panel noted this sponsorship benefit could be negotiated and have not recommended to include this as a separate funding component. This has been the approach for previous sponsorship agreements including FY 2020/2021.

1b) Perth International Arts Festival Ltd / Perth Festival 2022-2024

Requested Total Amount (cash and In-kind support per year)	Estimated Attendance (provided by applicant)	Previous Support (2020/21)	Recommendation Total amount (Cash and In-kind support)	Recommendation Comparison from 2020/21
2021/22 \$350,000 (cash)	325,000	\$263,750 (cash)	\$263,750 (cash for one year in FY 2021/22)	Same Funding
2022/23 \$375,000 (cash)				
2023/24 \$375,000 (cash)				

Recommendation Rationale

The application was considered a suitable fit for the Major Events and Festivals Sponsorship program and recommended for support due to the:

- a. event being held over approximately three and half weeks (plus the five months of Somerville Films at UWA);
- b. ability to attract an audience of approximately 325,000 people;
- c. alignment to the City's 2025 Events Strategy;
- d. benefits to the arts and cultural industry and vibrancy of the city; and
- e. demonstrated economic and safety benefits of visitation to the city.

The Assessment Panel noted the applicant's increased request in sponsorship to \$350,000 for 2022 (increase of \$86,250 from City of Perth sponsorship in FY 2020/2021) and \$375,000 in 2023 and 2024 (increase of \$111,250 from City of Perth sponsorship in FY 2020/2021) but have recommended \$263,750 for the following reasons:

- a. The applicant has not provided clear justification for the increase in sponsorship funding, other than stating the effects of COVID-19. The applicant received \$8.6 million in State and Local Government funding for the 2021 festival.
- b. KPI's relating to attendance and visitation were not as clear and measurable compared to other applications within this assessment round, making it more difficult to evaluate the benefit to the City.
- c. The event does not include a significant signature free event in 2022. Previously events such as The Giants (2015) and Boorna Waanginy: The Trees Speak (2017) have been part of the Perth Festival program as key free attractions.

2a) Transplant Australia Limited / 2023 World Transplant Games

Requested Total Amount (cash and In-kind support per year)	Estimated Attendance (provided by applicant)	Previous Support (2020/21)	Recommendation Total amount (Cash and In-kind support)	Recommendation Comparison from 2020/21
2022/23 \$250,000 (\$200,000 cash, \$50,000 in-kind)	6,450	N/A	\$100,000 (cash for one year in FY 2022/23)	New applicant
Recommendation Rationale				
<p>The application was considered a suitable fit for the Major Events and Festivals Sponsorship program and recommended for support due to:</p> <ol style="list-style-type: none"> International exposure from attracting attendees from 60 countries; The opportunity to generate positive media coverage and interest in Perth; The potential to highlight Perth as an international destination and to help further consideration of Perth for similar scale major events; Alignment to the City's 2025 Events Strategy; and The economic impact of 2,300 interstate and international travellers staying in Perth for the week. <p>The Assessment Panel has noted the total requested amount by the applicant of \$250,000 but have recommended \$100,000, for the following reasons:</p> <ol style="list-style-type: none"> A large proportion of the sporting activity is being held outside the City's boundaries; The event is not likely to attract a lot of general community spectators; Other national sports events that have recently applied for event sponsorship from the City were considered to benchmark the event (Australian Masters Games receiving \$45,000 and AFL Masters receiving \$50,000). The international nature of this event and the additional benefits in brand exposure were the reasons for a higher recommendation than these benchmarked events. Supporting international events is the remit of Federal Government (\$600,000 funding confirmed) and State Government (\$700,000 funding confirmed); and The event budget provided by the applicant documented a \$270,000 surplus if the full sponsorship request was granted. 				

2. The table below summarises the total value of requests versus the total value recommended:

Financial Year	Total Requested	Total Recommended	Estimated Budget Remaining
2021/22	Applicants requested \$965,000 (\$835,000 cash, \$115,000 in-kind & \$15,000 naming rights activation)	\$613,750 (cash)	\$566,250
2022/23	Applicants requested \$765,000 (\$685,000 cash, \$65,000 in-kind & \$15,000 naming rights activation)	\$100,000 (cash)	TBC
2023/24	Applicants requested \$790,000 (\$710,000 cash, \$65,000 in-kind & \$15,000 naming rights activation)	\$0.00	TBC

Indicative Events Calendar

(Note: this does not include the annual artist and cultural development programs or events occurring from July 2022 onwards)

The below list of events is an indicative 'snapshot' ONLY, to be used only as a guide to demonstrate an average annual event calendar for the City of Perth.
Events below are subject to event approval, successful sponsorship application and Council approval (if applicable).

	JULY 21	AUGUST 21	SEPTEMBER 21	OCTOBER 21	NOVEMBER 21	DECEMBER 21	JANUARY 22	FEBRUARY 22	MARCH 22	APRIL 22	MAY 22	JUNE 22	
SPONSORED EVENTS	NAIDOC Week Opening Ceremony		Targa West	2021 Australian Masters Games	Perth International Jazz Festival	SensAtion Gallery 2021/22	SensAtion Gallery 2021/22	SensAtion Gallery 2021/22	WASO Symphony in the City			Strange Festival	
	Maali Festival		AFL Masters Carnival	Lester Prize	PrideFEST	WASO Family Christmas Spectacular	Perth Chinese New Year Fair					Perth International Cabaret Festival	
	Winter Lights at Brookfield Place		Awesome Arts Festival				2022 FRINGE WORLD Festival	2022 FRINGE WORLD Festival					
								2022 Perth Festival (Main Program)	2022 Perth Festival (Main Program)	Yirra Yaakin - Ngalaka Daa Ensemble	Yirra Yaakin - Ngalaka Daa Ensemble	Yirra Yaakin - Ngalaka Daa Ensemble	
					2022 Perth Festival (Film Program)	2022 Perth Festival (Film Program)	2022 Perth Festival (Film Program)	2022 Perth Festival (Film Program)	2022 Perth Festival (Film Program)	2022 Perth Festival (Film Program)			
FACILITATED EVENTS				Oktoberfest	Fisher Beach Party	Origin		Perth Leisure and Lifestyle Festival	Indonesian Cultural Festival		City Wine	Van Gogh Alive	
					Mining Emergency Response Comp	Polo in the City			Pinknic				
					Pineapple Club								
CITY-LED EVENTS	Perth by Light (Winter Festival)				Twilight Hawkers Market								
						Christmas Nativity	Australia Day Festival & Skyworks	Lunar New Year		Heritage Perth Weekend			
						New Year's Eve							
	Perth Home Grown Market												
					Christmas Lights Trail								
	Community	Food/Wine/Beer/Produce	LIVE MUSIC	SPORT	ARTS & CULTURE	MAJOR EVENTS & FESTIVALS							

13. Infrastructure and Operations Alliance Reports

Nil.

14. Corporate Services Alliance Reports

14.1 Monthly Financial Report for July 2021

Responsible Officer	Michael Kent - Project Director Strategic Finance (CFO)
Voting Requirement	Simple Majority
Attachments	Attachment 14.1A(1) - Financial Activity Statement (July 21) Attachment 14.1A(2) - Notes to Financial Activity Statement (July 21) Attachment 14.1A(3) - Capital Projects Schedule (July 21) Attachment 14.1B - Financial Variances - Alliance & Service Unit (July 21) Attachment 14.1C - Net Current Position (July 21) Attachment 14.1D - Investment Report (July 21) Attachment 14.1E - Statement of Rates Debtors (July 21)

Purpose

This suite of reports provides Council with timely, meaningful financial insights regarding the City's operating activities, financial performance and financial position.

Recommendation

That Council RECEIVES the following financial reports for the period ended 31 July 2021:

1. Financial Activity Statement by Nature & Type - Attachment 14.1A(1)
 2. Notes to the Financial Activity Statement by Nature & Type - Attachment 14.1A(2)
 3. Capital Projects Schedule - Attachment 14.1A(3)
 4. Financial Variances by Alliance & Service Unit - Attachment 14.1B
 5. Net Current Position - Attachment 14.1C
 6. Investment Report - Attachment 14.1D
 7. Statement of Rates Debtors - Attachment 14.1E.
-

Background

1. Presentation of a monthly financial report to Council is both a statutory obligation and good financial management practice that:
 - a. Demonstrates the City's commitment to managing its operations in a financially responsible and sustainable manner.
 - b. Provides timely identification of variances from budget expectations for revenues and expenditures and identification of emerging opportunities or changes in economic conditions.
 - c. Ensures proper accountability to the community for the use of financial resources.
2. Preparation of a monthly Financial Activity Statement (FAS) is the minimal statutory requirement of the *Local Government Act 1995* and regulation 34 of the *Local Government (Financial Management) Regulations 1996*. It is also a responsible financial management practice to allow Council to effectively execute their financial management responsibilities.
3. Financial information that is required to be reported directly to Council monthly includes:
 - a. Operational financial performance against budget expectations
 - b. Explanations for identified variances from expectations
 - c. Financial position of the City at each given month end
4. This statutory financial information is supported by additional information including investments performance and reports on rates and general debtors.

Understanding the Financial Reports

5. When reading the financial information provided in this report, 'variances' (deviations from budget expectations) are classified as being either:
 - a. Favourable variance
 - b. Unfavourable variance
 - c. Timing variance
6. A timing variance relates to a budgeted revenue or expense that has not occurred at the time it was expected, but which is still expected to occur within the budget year. That is, the financial transaction will still occur - but just in a different month. There should be no impact on the projected budget surplus by year end.
7. A realised favourable or unfavourable variance is different to a timing variance. It represents a genuine difference between the actual and budgeted revenue or expenditure item.
8. A realised favourable year to date variance on a revenue item is a positive outcome for the City as it increases the projected budget surplus. An unfavourable variance on a revenue item has the opposite effect, resulting a decrease to the projected budget surplus.
9. A realised favourable variance on an expenditure item may have either of two causes - one being a saving because the outcome was achieved for a lesser cost, which has the effect of increasing the projected budget surplus. The other cause may be that the proposed expenditure may not have been undertaken, and is not expected to be incurred in that financial year. Whilst this may seem positive from

the financial position perspective, it may not be a positive outcome for the community if the service or project is not delivered.

10. A realised unfavourable year to date variance on an expenditure item (over-expenditure) results in a decrease to the projected budget surplus.
11. The Schedule of Variances (Attachment 14.1A(1) & Attachment 14.1A(2) provide commentary on whether the nature of the variance is savings related, timing related or otherwise.
12. If a realised favourable or unfavourable variance is material in value (of significant size), it will be amended through a formal budget review process.

Discussion

13. The Financial Activity Statement by Nature & Type (July 2021) - Attachment 14.1A(1) presents a whole of organisation perspective on the attainment of revenue and expenditure targets overall - classified by nature and type.
14. The headline data from the Financial Activity Statement is shown in Table 1 below.

Table 1:

Item Details	YTD Budget	YTD Actual	Variance	F/ U
Operating Revenue - Excluding Rates	\$ 16.457 M	\$ 16.721 M	\$ 0.263 M	F
Rates Revenue	\$ 98.221 M	\$ 98.213 M	(\$ 8 K)	U
Operating Expenditure	\$ 17.483 M	\$ 13.134 M	\$ 4.350 M	F
Non-Operating Revenue	\$ 0.000 M	\$ 0.000 M	\$ 0.000M	F
Capital - Infrastructure	\$ 2.085 M	\$ 1.512 M	\$ 0.573 M	F
Capital - Property, Plant & Equipment	\$ 0.335 M	\$ 0.306 M	\$ 0.029 M	F

15. Material operating revenue and expenditure variances from Attachment 14.1A(1) are detailed (with explanatory comments) in the Notes to the Financial Activity Statement - Attachment 14.1A(2).
16. Comments on the material variances between budget and actual capital expenditures are presented in Attachment 14.1A(3) - Capital Projects Schedule which lists all approved, budgeted capital projects for 2021/22.
17. Each line item listed in the Financial Activity Statement by Nature & Type Attachment 14.1A(1) can be cross referenced (using the Note reference) back to the relevant note in Attachment 14.1A(2) or Attachment 14.1A(3) for explanations of variances.
18. Attachment 14.1B provides an alternative view showing how the organisation is tracking against budget by Alliance - and then disaggregating those figures by Service. This reporting view includes all internal charges and internal recoveries so the full service-cost can be understood.
19. Examining the Financial Activity Statement - Attachment 14.1A(1) in more detail; the aggregation of operating revenues and operating expenses reflects a year to date Net Cash Surplus from Operations of \$6.6M) compared to a year to date budget of \$3.5M. This is a favourable variance of \$3.1M at the end of July.

20. Investing activities reflect a result of (\$2.4M) compared to a year to date budget of \$1.8M). This is a favourable variance of \$0.6M is largely attributable to a favourable timing variance on construction of infrastructure.
21. Construction of infrastructure to 31 July 2021 is at 72% of budget expectations at \$1.5M, against \$2.1M budget as this report relates only to the first few weeks of the new financial year. Attachment 14.1A(3) provides comments on specific variances for capital projects.
22. Acquisition of non-infrastructure to 31 July 2021 is \$0.3M - in line with the year to date budget. Readers are directed to Attachment 14.1A(3) for comments on specific variances.
23. Adjusting for opening funds (Net Current Position), generates the Budget Deficiency before Rates. This then indicates the Amount Required to be Raised from Rates. The difference between the Rates amount and the Deficiency before Rates is the Closing Position.
24. The Financial Activity Statement for the period to 31 July shows that a rate yield of \$98.2M has been levied compared to the \$98.2M budget at rates strike date.
25. The disclosed year to date Closing Position of \$134.5M compares favourably to the year to date budgeted closing position of \$134.7M - a variance of 2.8%, reflecting the combined impact of the favourable variances noted in this report for revenues, expenses, financing activity and investing activity.
26. The Net Current Position Report (Attachment 14.1C) indicates a year to date adjusted Net Current Position value of \$134.5M versus the budget of \$137.1M. This is primarily attributable to a small favourable variance in current assets and a small unfavourable variance in current liabilities. This is not considered unusual after only one month of activity in the new financial year.
27. Headline data from this month's Net Current Position report is shown in Table 2 below. Comparative figures are provided for July 2020 as well as the 30 June 2021 year-end figures.

Table 2:

Item Details	July 2020	July 2021
Current Assets	\$ 159.642 M	\$ 318.234 M
Current Liabilities	(\$ 32.368 M)	(\$ 80.455 M)
Unadjusted Net Assets	\$ 127.274 M	\$ 237.778 M
Less Restricted Items	(\$ 101.172 M)	(\$ 103.283 M)
Adjusted Net Current Position	\$ 29.820 M	\$ 134.495 M

28. The comparative numbers from the Net Current Position report at July 2020 and July 2021 present as being significantly different. The reason for this is because the 2020/21 rates, rubbish service levies and ESL were not raised until August in that year, but were raised in July in 2021/22 - so they are included in the July Current Asset figures for 2021/22 only. These represent approximately \$133M. The remainder of the difference represents funding for carry forward projects and operational savings from 2020/21.
29. The comparative difference in Current Liabilities is related to recognition of the \$24M ESL levy payable to state government which is realised immediately rates notices are generated plus a higher level of month end creditors as a consequence of the timing of the July 2021 payment run.

30. Attachment 14.1D - Investment Report at July 2021 presents detail of the City's cash investment portfolio in terms of performance, percentage exposure of total portfolio by credit risk, counterparty exposure and maturity profile.
31. The report indicates the City has adequate cash flow to meet its financial obligations as and when they will fall due; and it has achieved compliance with the various Investment Policy limits.
32. The Monthly Rates Debtors Report for July 2021 (Attachment 14.1E) shows that the City has levied its rates in July - but the due date for the first instalment is not until 03 September, so collections to date are minimal.
33. The City collected 98.3% of all outstanding rates (current year rates plus arrears) by the due date for the fourth and final instalment in 2020/21. This is again a strong collection result mirroring previous year rates collection profiles (as presented graphically in the attachment).
34. Concerns relating to how COVID-19 impact would affect the wider community's ability to meet their community obligation through payment of rates have been shown to be unwarranted. For the small portion of the community who have been financially challenged in these times, City officers have worked collaboratively to reach mutually acceptable payment arrangements with affected ratepayers. A similar approach will be applied in the 2021/22 year.
35. Attachment 14.1E - Rates Debtors provides a monthly update and analysis of rates collections by differential property rating category and overall. It also contains some brief commentary regarding payment arrangements and financial hard-ship cases.

Stakeholder Engagement

36. As the contents of this report focus on the organisation's recent past financial performance, only internal consultation with General Managers and Alliance Managers is relevant to the preparation of this report.

Decision Implications

37. Council's acknowledgement of receiving the Financial Activity Statement and supporting documents will meet its statutory obligation in respect of overseeing the City's financial resources.

Strategic, Legislative and Policy Implications

Strategy	
Pillar (Outcome)	Prosperous
Related Documents (Issue Specific Strategies and Plans)	Nil.

Legislation, Delegation of Authority and Policy	
Legislation:	<p>Section 6.4(1) and (2) of the <i>Local Government Act 1995</i></p> <p>Regulation 34(1) of the <i>Local Government (Financial Management) Regulations 1996</i></p> <p>This section of the Act and the related regulation prescribe the requirement to prepare and present to Council (monthly), a Financial Activity Statement (FAS).</p> <p>That FAS should contain:</p> <ul style="list-style-type: none"> • Annual Budget estimates, and approved revisions to these for comparison purposes. • Actual amounts of income and expenditure to the end of the month of the FAS. • Material variances between the comparable amounts and commentary on reasons for these variances. • The net current assets at the end of the month to which the FAS relates. • An explanation of the composition of the net current assets at the end of the month to which the FAS relates. • Any other information which the local government deems relevant.
Authority of Council/CEO:	The above legislation prescribes that this report be presented to Council on a monthly basis.
Policy:	2.1 - Management of Investments

Financial Implications

38. There are no direct financial implications of receiving this report as it reflects a historical accounting of financial transactions. When material variances are noted, appropriate remedial action will be initiated by the administration in a timely and prudent manner.

Further information

Nil.



City of Perth Financial Activity Statement - Nature and Type

Jul - 2021

Attachment A(1)

Detail	Note	Revised Annual Budget	YTD Budget	YTD Actual	YTD Budget Variance \$	YTD Budget Variance %	Budget Impact
Revenue from Operating Activities							
Operating Grants	1	2,111,502	62,242	53,082	(9,160)	(14.7%)	⊗
Contributions and Donations	2	756,209	35,726	35,596	(130)	(0.4%)	⊗
Fees and Charges - Waste	3	10,183,504	9,600,000	9,600,714	714	0.0%	⊙
Fees and Charges - Community Services	4	4,106,194	224,974	298,778	73,804	32.8%	⊙
Rental and Hire Revenue	5	4,506,426	341,911	252,106	(89,805)	(26.3%)	⊗
Parking Fees	6	61,785,590	5,172,363	5,243,951	71,587	1.4%	⊙
Fines and Costs	7	9,223,200	811,266	980,368	169,102	20.8%	⊙
Interest Earned	8	2,859,146	137,473	51,963	(85,510)	(62.2%)	⊗
Profit on Disposal of Assets*	9	259,891	0	0	0	0.0%	⊙
Distribution from Investments*	10	0	0	72,888	72,888	0.0%	⊙
Other Revenue	11	900,996	71,815	131,687	59,872	83.4%	⊙
Subtotal		96,692,658	16,457,770	16,721,133	263,363	1.6%	⊙
Expenses							
Employee Costs	12	(76,960,603)	(6,462,574)	(5,786,215)	676,359	10.5%	⊙
Advertising	13	(905,200)	(43,808)	(23,268)	20,540	46.9%	⊙
Contractors and Consultants	14	(32,680,198)	(2,397,486)	(1,185,407)	1,212,080	50.6%	⊙
Insurance	15	(1,264,278)	(105,356)	(108,715)	(3,358)	(3.2%)	⊗
Waste Tipping Charges	16	(3,046,085)	(327,173)	(258,005)	69,169	21.1%	⊙
Other Charges	17	(12,612,958)	(402,245)	(239,941)	162,303	40.3%	⊙
Materials	18	(3,611,842)	(295,973)	(178,763)	117,210	39.6%	⊙
IT Support and Maintenance	19	(4,563,161)	(380,263)	(282,316)	97,948	25.8%	⊙
Plant and Fleet Costs	20	(592,961)	(49,413)	(55,167)	(5,753)	(11.6%)	⊗
Utilities	21	(3,562,144)	(296,529)	(217,915)	78,614	26.5%	⊙
Depreciation*	22	(37,480,212)	(4,588,743)	(3,117,142)	1,471,601	32.1%	⊙
Interest Expenses	23	(226,587)	(26,627)	(29,739)	(3,112)	(11.7%)	⊗
Loss on Asset Disposal*	24	(2,269,424)	0	0	0	0.0%	⊙
Change in valuation of Disposal*	25	0	0	0	0	0.0%	⊙
Work in Progress not Capitalised*	26	0	0	0	0	0.0%	⊙
Parking Bay Levy	27	(17,485,756)	(1,455,485)	(1,460,458)	(4,974)	(0.3%)	⊗
Other Expenses	28	(8,816,073)	(652,135)	(190,626)	461,509	70.8%	⊙
Subtotal		(206,077,482)	(17,483,812)	(13,133,676)	4,350,135	24.9%	⊙
Total - Operating Activities		(109,384,823)	(1,026,042)	3,587,457	4,613,499	449.6%	⊙
Add Back Non Cash Items*		39,489,745	4,588,743	3,044,254	(1,544,489)	(33.7%)	⊗
Net Surplus / (Deficit) from Operations		(69,895,079)	3,562,701	6,631,711	3,069,010	(86.1%)	⊗
Investing Activities							
Non Operating Grants	29a	12,887,340	0	0	0	0.0%	⊙
Initial recognition/Contributed Assets	29b	0	0	0	0	0.0%	⊙
Purchase of Property, Plant & Equipment	30	(21,768,547)	(335,200)	(306,360)	28,840	(8.6%)	⊗
Construction of Infrastructure	30	(35,060,345)	(2,085,645)	(1,512,080)	573,565	(27.5%)	⊗
Proceeds from Sale of Plant & Equipment	31	879,063	0	0	0	0.0%	⊙
Sub Total - Investing Activities		(43,062,489)	(2,420,845)	(1,818,441)	602,405	24.9%	⊙
Financing Activities							
New Loan Proceeds	32	0	0	0	0	0.0%	⊙
Repayment of Borrowings	33	(3,840,500)	(263,712)	(263,712)	0	0.0%	⊙
Lease Principal Payments	34	0	0	0	0	0.0%	⊙
Transfers to Reserves	35	(39,039,146)	(50,000)	(37,685)	12,315	24.6%	⊙
Transfers from Reserves	36	30,333,114	0	0	0	0.0%	⊙
Sub Total - Financing Activities		(12,546,532)	(313,712)	(301,397)	12,315	(3.9%)	⊗
Budget Deficiency before Rates		(125,504,100)	828,144	4,511,874	3,683,730	(444.8%)	⊗
Opening Position at 1 July	37	32,056,924	32,056,924	32,056,924	0	0.0%	⊙
Amount Raised from Rates	38	98,332,904	98,221,328	98,213,305	(8,023)	(0.0%)	⊗
Closing Position Surplus (Deficit)		4,885,728	131,106,396	134,782,103	3,675,707	2.8%	⊙
Legend							
Favourable impact on Budget Surplus		⊙	Unfavourable impact on Budget Surplus		⊗		



The Note reference and descriptor in each summary box below link back to the relevant line item on the Financial Activity Statement. The variance is then expressed as both a dollar value and a percentage. Letter F or U refers to the impact of the variance on the budget surplus (favourable / unfavourable).

Notes to Accompany FAS - Operating Revenues

Comments on the 1.6% favourable variances in Operating Revenues are provided below.

Note 1	Operating Grants	Variance \$	Variance %	Type
▼	Decrease Actual Surplus	(\$9K)	(14.7%)	U

The variance is related to timing of the Metropolitan Regional Road Group (MRRG) direct grant for road maintenance and the anticipated Safe City grant revenue.

Note 2	Contributions & Donations	Variance \$	Variance %	Type
▼	Decrease Actual Surplus	-	(0.4%)	U

The contributions and donations are in line with budget expectations.

Note 3	Fees & Charges - Waste	Variance \$	Variance %	Type
▲	Increase Actual Surplus	\$1K	0%	F

The waste collection fees have been raised in line with budget expectations.

Note 4	Fees & Charges - Community Services	Variance \$	Variance %	Type
▲	Increase Actual Surplus	\$73.8K	32.8%	F

The majority of the favourable variance is related to higher number of planning and building applications received than budgeted for the month. In addition to this, the number of children enrolled in childcare is also causing a favourable variance for the month.

Note 5	Rental & Hire Revenue	Variance \$	Variance %	Type
▼	Decrease Actual Surplus	(\$90K)	(26.3%)	U

Rental revenue in Property Management is lower than anticipated due to COVID rent relief stage 3 January to March 2021 credit being applied in Jul 2021.

Note 6	Parking Fees	Variance \$	Variance %	Type
▲	Increase Actual Surplus	\$72K	1.4%	F

Actual parking fees are in line with budget expectations.

Note 7	Fines & Costs	Variance \$	Variance %	Type
▲	Increase Actual Surplus	\$169K	2.8%	F

The favourable variance is related to parking court fines.

Note 8	Interest Earned	Variance \$	Variance %	Type
▼	Decrease Actual Surplus	(\$86K)	(62.2%)	U

Interest revenues are below budget expectations due to interest rates having dropped since the budget was prepared.

Note 9	Profit on Disposal of Assets	Variance \$	Variance %	Type
Nil		-	-	-

Note 10	Distribution from Investments	Variance \$	Variance %	Type
▲	Increase Actual Surplus	\$73K	100%	F

This gain in distribution from investments results from the recognition of distributions from the City's Colonial First State Investment which is marked to the ASX share index.

Note 11	Other Revenue	Variance \$	Variance %	Type
▲	Increase Actual Surplus	\$60K	83.4%	F

The variance relates to the insurance reimbursement for shattered glass at the library.

Notes to Accompany FAS - Operating Expenses

Comments on the 24.9% favourable variance in Operating Expenses are provided below.

Note 12	Employee Costs	Variance \$	Variance %	Type
▲	Increase Actual Surplus	\$676K	10.5%	F

The savings in employee expenses are a result from vacant positions that are in the process of recruitment.

Note 13	Advertising	Variance \$	Variance %	Type
▲	Increase Actual Surplus	\$21K	46.9%	F

Favourable variance is mainly related to timing of City of Perth Parking Campaigns project (currently in planning stage) and digital content production costs.

Note 14	Contractors & Consultants	Variance \$	Variance %	Type
▲	Increase Actual Surplus Overall	\$1,212K	50.6%	F


The favourable variance in expenditure is caused by delay of invoices or timing of budgeted expenditure.

Disclosed by service, the main variances are listed below:


- Events and Activation - \$278K is related to timing of expenses for Australia Day Program and Christmas Lights Trail.
- Parks and Environment Operations - \$202K is related to timing of invoicing by suppliers for pruning, turf renovation, ground, bed and reticulation, water features, pumps and bores, playgrounds, natural areas maintenance.
- Waste and Cleaning - \$148K is related to delayed agency staff and contractors' expenditure as well as high pressure contractor cleaning.
- Community Support Services - \$127K is related to timing of expenses for Safe Night Spaces, Safe Shelter Trial, Assertive Outreach Services and Accreditation of Homelessness.
- Asset Maintenance \$115K is related to timing of invoices for general maintenance.
- Facility Maintenance \$111K is related to timing of invoices for building and toilets cleaning, fire prevention and control and lift and escalator maintenance.
- Legal Services - \$62K timing variance
- Parking Services - \$47K favourable variance relating to timing of security, agency staff and contractors' services.
- Public Health - \$31K savings is related to outsourced health inspections, pest and disease control and pollution control expenses.
- Culture and Arts Management -\$29K relates to activation and screen curation and conservation art expenses.
- Economic Development - \$26K relates to timing of expenses for sector development, place and business development, place and economics analytics.
- Marketing \$15K relates to expenses related to banners as well as timing of expenses related to Marketing Brand Health tracking and reporting.
- Asset Management - \$14K relates to timing of consultancy and professional fees for building condition assessments.
- Community Capacity Building - \$13K relates to timing of expenses for Aboriginal Engagement and Advisory Groups.

Note 15	Insurance	Variance \$	Variance %	Type
▼	Decrease Actual Surplus	(\$3K)	(3.2%)	U


Insurance expenses are in line with budget expectations.

Note 16	Waste Tipping Charges	Variance \$	Variance %	Type
	Timing Difference	\$69K	21.1%	F


Timing variance, the waste tipping charges is mainly caused by delays in processing of July invoices.

Note 17	Other Charges	Variance \$	Variance %	Type
	Increase Actual Surplus	\$162K	40.3%	F


Other charges favourable variance includes lower than anticipated parking prosecution charges, delays in incurring valuation charges as part for property performance and analysis and other minor variances in timing of subscription and memberships, banks charges and audit fees.

Note 18	Materials	Variance \$	Variance %	Type
	Increase Actual Surplus	\$117K	39.6%	F


Lower than anticipated requirement this month for purchase of signage, bins, minor equipment, printing, stationary and other materials across the city.

Note 19	IT Support & Maintenance	Variance \$	Variance %	Type
	Timing Difference	\$98K	25.8%	F


Timing variance mainly related to ICT network hardware, ICT system software and licenses.

Note 20	Plant & Fleet Costs	Variance \$	Variance %	Type
	Increase Actual Surplus	\$6K	11.6%	F

The variance is caused by a slightly higher requirement for motor vehicle fuel and lubricants as well as timing of registration expenses.

Note 21	Utilities	Variance \$	Variance %	Type
	Increase Actual Surplus	\$79K	26.5%	F

The variance is mainly caused by timing of power expenses.

Note 22	Depreciation (Non-Cash)	Variance \$	Variance %	Type
	Timing Difference	(\$1.472K)	(32.1%)	F

Depreciation actuals are based on last year's allocations pending 20/21 asset book closure. In addition to this, the budget includes an estimate for assets to be capitalised between the time of budget preparation and the start of the new budget year. When the work in progress is finalised and added to the asset register, this will lead to increased depreciation expenses.

Note 23	Interest Expenses	Variance \$	Variance %	Type
Nil	No cash impact on Actual Surplus	(\$3K)	(11.7%)	U

Estimated monthly interest on loans was understated for the month due to accrual entry.

Note 24	Loss on Asset Disposal (Non-Cash)	Variance \$	Variance %	Type
Nil	No cash impact on Actual Surplus	-	-	-

No transactions to date.

Note 25	Loss on Revaluation of Asset (Non-Cash)	Variance \$	Variance %	Type
Nil	No cash impact on Actual Surplus	-	-	-

No transactions to date.

Note 26	Work in Progress not Capitalised	Variance \$	Variance %	Type
Nil	No cash impact on Actual Surplus	-	-	-

No transactions to date.

Note 27	Parking Levy	Variance \$	Variance %	Type
▼	Decrease Actual Surplus	(\$5K)	(0.3%)	U

Parking levy expenses are in line with budget expectations. Each year, the City prepays (in July and August) approximately \$17.5M in levies in advance for the parking bays used to generate our parking revenues. The prepayment is then expensed month by month to the City's accounts. Where parking bays are temporarily out of action, the City seeks a refund for the levy prepaid to state government.

Note 28	Other Expenses	Variance \$	Variance %	Type
🕒	Timing Difference	\$462K	70.8%	F

This variance is mainly related to the timing of donations and sponsorships because the expenditure profile is not known with certainty at budget time.


Notes to Accompany FAS - Investing Activities

Investing Activities include sources grants for capital projects, sale of assets, acquisition and construction of assets. Comments on the 24.9% overall favourable variance are made below.


Note 29a	Non-Operating Grants	Variance \$	Variance %	Type
Nil	No cash impact on Actual Surplus	-	-	-

Note 29b	Initial Recognition/Contributed Assets	Variance \$	Variance %	Type
Nil	No cash impact on Actual Surplus	-	-	-

No transactions to date.

Note 30	Purchase of Property Plant & Equipment	Variance \$	Variance %	Type
	Timing Difference	(\$29K)	(8.6%)	U

Refer to the separate Capital Projects Schedule (July 21) for details of all capital projects and commentary on material variances identified therein.

Note 30	Construction of Infrastructure	Variance \$	Variance %	Type
	Timing Difference	(\$574K)	(27.5%)	U

Refer to the separate Capital Projects Schedule (July 21) for details of all capital projects and commentary on material variances identified therein.

Note 31	Proceeds from Sale of Equipment	Variance \$	Variance %	Type
Nil	No cash impact on Actual Surplus	-	-	-

No transactions to date.

Notes to Accompany FAS - Financing Activities

Financing activities include borrowing, debt repayment and management of cash reserve funds. Currently these activities reflect a 3.9% unfavourable variance. Comments on the individual variances are detailed below.

Note 32	New Loan Proceeds	Variance \$	Variance %	Type
Nil	No borrowings planned for this year	-	-	-


No borrowings were required for 21/22 budget.

Note 33	Repayment of Borrowings	Variance \$	Variance %	Type
Nil	No cash impact on Actual Surplus	-	-	-

In line with budget expectations

Note 34	Lease Principal Repayments	Variance \$	Variance %	Type
Nil		-	-	-

No transactions to date.

Note 35	Transfer to Reserves	Variance \$	Variance %	Type
	Timing Difference	\$13K	26.8%	F


The difference between budget and actual in transfers to reserves relates to lesser reserve interest due to continuing lower interest rates.

Note 36	Transfers from Reserves	Variance \$	Variance %	Type
Nil	No transfers from reserves budget for this month.	-	-	-

No transactions to date.

Note 37	Opening Budget Position	Variance \$	Variance %	Type
Nil	No impact on Actual Surplus	-	-	-

Local governments can adopt their budgets before previous year accounting accruals are completed, using a conservative estimate of the final year-end balance (which becomes the opening position for the next year) is. The City's estimated opening position is \$32.05M for the purposes of adopting the budget.

Note 38	Amount raised from Rates	Variance \$	Variance %	Type
	Decrease Actual Surplus	(\$8,023)	(0%)	U

The amount raised from Rates is in line with budget expectations at rates strike date.



Capital Projects Schedule - 31 July 2021

NOTE 30

Attachment A (3)

Detail	Revised Annual Budget	YTD Budget	YTD Actual	YTD Budget Variance \$	YTD Budget Variance %	Budget Impact	Comments
CEO Alliance							
10228 - Perth City Kids App	110,000	-	30,696	(30,696)	0.0%	!	Actuals align to key milestones being achieved, and the design and wireframing of application completed. Project is on track. Initial release set for September.
10248 - PV1 - Medium Panel Vans	45,000	-	-	0	0.0%	!	
10396 - Mayoral Portraits	50,000	-	-	0	0.0%	!	
Total - CEO Alliance	205,000	0	30,696	(30,696)	0.0%		
Corporate Services Alliance							
10222 - Renewal - ICT - Mobile Phone	30,000	-	-	0	0.0%	!	
10259 - SS - 4 Cyl Sedan	29,000	-	-	0	0.0%	!	
10310 - Renewal - ICT - Optical Character Recognition and Scanning	100,000	-	-	0	0.0%	!	
10322 - Live Streaming	-	-	8,600	(8,600)	0.0%	!	Project budgeted in 20/21 and final delivery has been delayed due to internal tender award process.
10417 - Renewal - ICT - Desk Phone	100,000	-	-	0	0.0%	!	
10474 - Renewal - ICT - Audio Visual	80,000	-	-	0	0.0%	!	
10475 - ICT Desktop Asset Renewal	90,000	-	90,965	(90,965)	0.0%	!	IT Hardware has been received, variance relates to items initially being estimated to have arrived later, but have instead arrived earlier in July instead.
10476 - Renewal - ICT - Network	250,000	-	1,709	(1,709)	0.0%	!	Maintenance license expenses related to 20/21 capitalised hardware.
10477 - Renewal - ICT - UPS	80,000	-	-	0	0.0%	!	
10529 - Renewal - ICT - Storage	765,000	-	-	0	0.0%	!	
14433 - Unified Comms Refresh & Replacement Telephone System	300,000	-	-	0	0.0%	!	
14434 - Renewal - ICT - Workstation	735,000	-	-	0	0.0%	!	
Total - Corporate Services Alliance	2,559,000	0	101,274	(101,274)	0.0%		
Community Development Alliance							
10194 - Light it up Program	276,000	-	-	0	0.0%	!	
10249 - PV2 - Large Panel Van	45,000	-	-	0	0.0%	!	
10259 - SS - 4 Cyl Sedan	116,000	-	-	0	0.0%	!	
10264 - UC - Crew Cab Ute	133,500	-	-	0	0.0%	!	
10321 - Historic Northbridge	200,000	-	-	0	0.0%	!	
10375 - Safe Shelter Trial	-	-	5,791	(5,791)	0.0%	!	Capital cost accounts for card readers based on a quote for work to be completed by 24/06/2021. Contractors were only able to deliver the works after June 30. Installation of CCTV Camera poles accounts for the initial costs. Remaining commitments will be spent by the end of August.
10467 - CCTV Camera Network New Camera Expansion 2021	42,890	-	669	(669)	0.0%	!	
11967 - Wellington Square Enhancement	165,000	-	60,000	(60,000)	0.0%	!	Accrual related variance. Invoice expected next month for works undertaken.
Total - Community Development Alliance	978,390	0	66,460	(66,460)	0.0%		
Planning and Economic Development Alliance							
10259 - SS - 4 Cyl Sedan	58,000	-	-	0	0.0%	!	
10354 - WACA Aquatic Centre	5,000,000	-	-	0	0.0%	!	
10400 - CBD Transport Projects	-	-	-	0	0.0%	!	
10431 - Traffic Modelling Hay Street 2-Way (Hay and Murray West End)	-	-	-	0	0.0%	!	
10473 - East Perth Foreshore PSP and Lighting Upgrade Works	-	-	-	0	0.0%	!	

Detail	Revised Annual Budget	YTD Budget	YTD Actual	YTD Budget Variance \$	YTD Budget Variance %	Budget Impact	Comments
10482 - Mount Street East Concept	120,000	-	-	0	0.0%	!	
10489 - Pedestrian Crossings Improvement 20 to 21	145,000	-	-	0	0.0%	!	
10491 - Retail Mall Enhancement A	-	-	37,814	(37,814)	0.0%	!	Full budget has been moved to infrastructure as they are taking full responsibility of delivery.
10509 - Smart Cities Carbon Neutral Council Pier Street Solar	213,000	-	-	0	0.0%	!	
10510 - Smart Water and Electricity Meters	53,000	-	-	0	0.0%	!	
10515 - Renewal - Street Furniture	50,000	-	594	(594)	0.0%	!	Works are currently underway, with expected completion within the next 2 weeks.
10522 - Urban Forest - Tree Infill Program	-	-	131,963	(131,963)	0.0%	!	delivery.
12178 - Mall Safety - Fixed Bollards	-	-	-	0	0.0%	!	
14109 - Bus Stop Replacement	-	-	-	0	0.0%	!	
14147 - Smart Cities - Data Hub Phase 2 Ops	-	-	1,525	(1,525)	0.0%	!	Expenses incorrectly coded, pending correction journal.
Total - Planning and Economic Development Alliance	5,639,000	0	171,896	(171,896)	0.0%		
Infrastructure and Operations Alliance							
10181 - Electricity meter Concert Hall car park	48,000	-	-	0	0.0%	!	
10188 - Civil Structure - JH Abrahams Revetment Wall	388,000	-	-	0	0.0%	!	
10247 - MP - Minor Plant	70,000	-	-	0	0.0%	!	
10248 - PV1 - Medium Panel Vans	223,540	-	-	0	0.0%	!	
10249 - PV2 - Large Panel Van	38,136	-	-	0	0.0%	!	
10250 - RM0 - SP1m Rotary Mower	54,000	-	-	0	0.0%	!	
10252 - RM2 - Large Rotary Mowers	172,000	-	-	0	0.0%	!	
10253 - RS1 - Pavement Sweepers	442,983	-	-	0	0.0%	!	
10255 - RS3 - Road Sweeper	405,000	-	-	0	0.0%	!	
10256 - RT1 - Rubbish Truck <12 t GUM	1,198,614	-	-	0	0.0%	!	
10257 - RT2 - Rubbish Truck>20t GUM	420,000	-	-	0	0.0%	!	
10259 - SS - 4 Cyl Sedan	551,000	-	-	0	0.0%	!	
10260 - TL - Tower Lighting	38,000	-	-	0	0.0%	!	
10263 - TU - Tray Top Ute	313,727	-	64,264	(64,264)	0.0%	!	Item incorrectly accrued for. Correction journal has been processed.
10264 - UC - Crew Cab Ute	44,500	-	-	0	0.0%	!	
10265 - UT - Utilities	44,500	-	-	0	0.0%	!	
10266 - UV - Small Utility Vehicle	90,000	-	-	0	0.0%	!	
10296 - Renewal - Roads - Cross Over Program - Wellington St	396,000	-	-	0	0.0%	!	
10317 - Renewal - Electrical Lighting - Royal St	1,549,275	-	77,991	(77,991)	0.0%	!	Timing variance. Project on track.
10318 - Light it up Part 2	243,000	-	-	0	0.0%	!	
10378 - Renewal - Parks and Landscapes - Bore and Pumps	49,500	-	-	0	0.0%	!	
10379 - Renewal - Buildings - Asbestos Removal Program	75,000	-	-	0	0.0%	!	
10380 - Renewal - Buildings - Fire System - Citiplace Child Care	25,000	-	-	0	0.0%	!	
10381 - Renewal - Buildings - Toilet/change rooms Langley Park	100,000	-	-	0	0.0%	!	
10382 - Renewal - Buildings - Fire Doors	380,000	-	-	0	0.0%	!	
10383 - Renewal - Buildings - Fire System (Roe St Car Park)	25,500	-	-	0	0.0%	!	
10384 - Renewal - Buildings - Fire Equipment-State Library Car Park	30,000	-	-	0	0.0%	!	
10385 - Renewal - Buildings - Fixtures City Station Concourse	400,000	-	-	0	0.0%	!	
10386 - Renewal - Buildings - Stage Repairs Town Hall	16,000	-	-	0	0.0%	!	
10387 - Renewal - Buildings - Fixtures Queens Gardens Shed	30,000	-	-	0	0.0%	!	
10388 - Renewal - Buildings - Citiplace External Works	500,000	-	-	0	0.0%	!	
10389 - Renewal - Buildings - Toilet Heirisson Island	15,000	-	-	0	0.0%	!	
10390 - Renewal - Buildings - Toilet His Majesty Car Park	150,000	-	-	0	0.0%	!	
10391 - Renewal - Buildings - Toilet Narrows Point	15,000	-	-	0	0.0%	!	
10392 - Renewal - Buildings - Toilet Roe St Car Park	150,000	-	-	0	0.0%	!	
10393 - Renewal - Buildings - Structural Harold Boas Pump House	15,000	-	-	0	0.0%	!	
10394 - Renewal - Buildings - Structural Langley Park Pump House	20,000	-	-	0	0.0%	!	
10395 - Renewal - Buildings - Queens Gardens Caretaker's Cottage	35,000	-	-	0	0.0%	!	
10397 - Renewal - Buildings - Fixtures Roe St Carpark Stairs	30,000	-	-	0	0.0%	!	

Detail	Revised Annual Budget	YTD Budget	YTD Actual	YTD Budget Variance \$	YTD Budget Variance %	Budget Impact	Comments
10398 - Renewal - Buildings - Structural - Stirling Street Offices	100,000	-	-	0	0.0%	⚠	
10399 - Renewal - Buildings - Universal Access Improvement	100,000	-	-	0	0.0%	⚠	
10400 - CBD Transport Projects	1,000,000	-	-	0	0.0%	⚠	
10401 - Renewal - CCTV - Car Park and On-Street Parking	367,000	-	-	0	0.0%	⚠	
10402 - Renewal - Roads - William Street	350,000	-	-	0	0.0%	⚠	
10403 - Renewal - Roads - Aberdeen St	340,500	-	-	0	0.0%	⚠	
10404 - Renewal - Roads - Arden St	158,500	-	-	0	0.0%	⚠	
10405 - Renewal - Roads - Broadway (Cooper St to Edward St)	85,000	-	-	0	0.0%	⚠	
10406 - Renewal - Roads - Broadway - Esplanade	9,000	-	-	0	0.0%	⚠	
10407 - Renewal - Roads - Broadway (Caporn St)	100,500	-	-	0	0.0%	⚠	
10408 - Renewal - Roads - East Pde Roundabout	161,500	-	-	0	0.0%	⚠	
10409 - Renewal - Roads - Fire Station Open Air Carpark	276,000	-	-	0	0.0%	⚠	
10410 - Renewal - Roads - Hay St (Bennett St to Plain St)	278,500	-	-	0	0.0%	⚠	
10411 - Renewal - Roads - Plaistowe Mews	73,500	-	-	0	0.0%	⚠	
10412 - Renewal - Roads - Sutherland St -Troode St	239,500	-	-	0	0.0%	⚠	
10413 - Renewal - Roads - Thomas St - Hay St	166,000	-	-	0	0.0%	⚠	
10414 - Renewal - Roads - William St - Murray St	110,000	-	-	0	0.0%	⚠	
10415 - Renewal - Roads - Cross Over Program - City Wide	22,500	-	-	0	0.0%	⚠	
10416 - Renewal - Roads - Cross Over Program - Stirling St	17,000	-	-	0	0.0%	⚠	
10418 - Renewal - Riverbank - Foreshore Revetment Wall	25,000	-	-	0	0.0%	⚠	
10419 - Renewal - Electrical Lighting - Hay St - Braithwaite St	121,000	-	-	0	0.0%	⚠	
10420 - Renewal - Electrical Lighting - Replace Hook Pole Lights	216,000	-	-	0	0.0%	⚠	
10421 - Renewal - Electrical Lighting - URBI - Northbridge	434,000	-	-	0	0.0%	⚠	
10422 - Renewal - Electrical Lighting - Claisebrook Cove South	70,000	-	-	0	0.0%	⚠	
10423 - Renewal - Electrical Lighting - Crawley Park Avenue	190,000	-	-	0	0.0%	⚠	
10424 - Renewal - Electrical Lighting - Forrest Place - Murray St	145,000	-	-	0	0.0%	⚠	
10425 - Renewal - Electrical Lighting - Hay St (West Perth)	30,000	-	-	0	0.0%	⚠	
10426 - Renewal - Electrical Lighting - Kings Park Rd	140,500	-	-	0	0.0%	⚠	
10427 - Renewal - Electrical Lighting - Queens Gardens - Park Light	150,000	-	-	0	0.0%	⚠	
10428 - Renewal - Electrical Lighting - Riverside Drive	12,000	-	-	0	0.0%	⚠	
10429 - Renewal - Electrical Lighting - Wellington Station Forecourt	190,000	-	-	0	0.0%	⚠	
10430 - Renewal - Electrical Lighting - West Perth Lighting Upgrade	1,500,000	-	-	0	0.0%	⚠	
10432 - Renewal - Parks and Landscapes - Haig Park Circle (PAW)	39,500	-	-	0	0.0%	⚠	
10433 - Renewal - Roads - MRRG - Goderich St	141,500	-	-	0	0.0%	⚠	
10434 - Renewal - Roads - MRRG - Hampden Rd	104,000	-	-	0	0.0%	⚠	
10435 - Renewal - Roads - MRRG - Plain St	209,500	-	-	0	0.0%	⚠	
10436 - Renewal - Roads - MRRG - Stirling St	112,500	-	-	0	0.0%	⚠	
10437 - Renewal - Path and Kerb - Caporn St	43,500	-	-	0	0.0%	⚠	
10438 - Renewal - Path and Kerb - Fairway	112,000	-	-	0	0.0%	⚠	
10439 - Renewal - Path and Kerb - James St	529,000	-	-	0	0.0%	⚠	
10440 - Renewal - Path and Kerb - Pier St (Aberdeen St to James St)	136,500	-	-	0	0.0%	⚠	
10443 - Renewal - Path and Kerb - Prowse St	13,000	-	-	0	0.0%	⚠	
10444 - Building - Council House Review and Depot Works	-	-	469	(469)	0.0%	⚠	Item incorrectly coded, pending correction journal.
10446 - Renewal - Buildings - Electrical	1,332,500	-	-	0	0.0%	⚠	
10447 - Renewal - Buildings - Emergency Works	150,000	-	258	(258)	0.0%	⚠	Accounts for initial consultation fees and charges. A majority of project costs lie in construction, which will commence during December.
10450 - Renewal - Buildings - Town Hall	700,000	-	2,106	(2,106)	0.0%	⚠	
10452 - Building - Fixtures & Fittings Upgrades 20 21	60,000	5,200	34,786	(29,586)	(569.0%)	✖	Accrual related variance. Invoices expected next month for works undertaken.
10454 - Renewal - Path - Aberdeen St - Fitzgerald St	514,500	-	-	0	0.0%	⚠	
10457 - Renewal - Path - Mounts Bay Rd (Narrows Bridge to Brewery)	195,500	-	-	0	0.0%	⚠	
10459 - Renewal - Path - Stirling Gardens (Council House)	150,000	-	-	0	0.0%	⚠	
10460 - Building - Subsidence Renewal - PCEC Carpark	400,000	320,000	2,400	317,600	99.3%	✅	Timing variance. Project on track.
10461 - Building - Surveillance Replacements - Carparks	144,371	-	-	0	0.0%	⚠	
10462 - Building - Surveillance Upgrades	3,786	-	-	0	0.0%	⚠	

Detail	Revised Annual Budget	YTD Budget	YTD Actual	YTD Budget Variance \$	YTD Budget Variance %	Budget Impact	Comments
10463 - Building - Waterproofing Rectification Works - Council House	45,000	10,000	-	10,000	100.0%	✓	Initially expected two payments, instead the Consultant will be invoicing at the end of August for the full amount.
10466 - Renewal - CCTV - Pole Replacement Program	35,000	-	-	0	0.0%	!	
10468 - Renewal - Playground and Exercise Equipment	248,000	-	-	0	0.0%	!	
10469 - Civil Structure - Bridge Replacement - John Oldham	400,000	-	-	0	0.0%	!	
10470 - Civil Structure - Bridge Replacement - Queens Gardens	132,000	-	-	0	0.0%	!	
10473 - East Perth Foreshore PSP and Lighting Upgrade Works	1,390,000	-	-	0	0.0%	!	
10479 - Landscaping and Hostile Vehicle Incursion Prevention	386,200	-	-	0	0.0%	!	
10485 - Renewal - Parks and Landscapes - Irrigation Program	430,000	-	-	0	0.0%	!	
10486 - Renewal - Park Furniture	50,000	-	-	0	0.0%	!	
10487 - Renewal - Path and Kerb - Kerb Replacement Wellington St	91,870	-	-	0	0.0%	!	
10488 - Path and Kerb Upgrade	-	-	5,566	(5,566)	0.0%	!	Project budgeted in 20/21 and final delivery delayed due to third-party damage to recently built kerb that has lead to repairs being organised for July.
10491 - Retail Mall Enhancement A	730,000	-	-	0	0.0%	!	
10507 - Roe Street Enhancement (Fitzgerald to Beaufort)	13,900,000	1,765,645	1,154,506	611,140	34.6%	✓	Project on track, variance relates to July claim being less than contractors forecasted cashflow.
10512 - Stormwater Drainage Upgrades 2020 to 21	100,000	-	-	0	0.0%	!	
10513 - Renewal - Street Furniture - Drinking Fountain Program	50,000	-	-	0	0.0%	!	
10514 - Renewal - Street Furniture - Litter Bin Program	270,000	-	-	0	0.0%	!	
10516 - Renewal - Electrical Lighting - Adelaide Tce (Bennet/Plain)	2,780,000	-	65,140	(65,140)	0.0%	!	Timing variance. Project on track.
10522 - Urban Forest - Tree Infill Program	704,500	-	-	0	0.0%	!	
10527 - Renewal - Roads - R2R James St	212,000	-	-	0	0.0%	!	
10528 - Renewal - Roads - R2R Murray st (Irwin St to Victoria Sq)	53,500	-	-	0	0.0%	!	
10530 - Renewal - Stormwater - Reline Clotilde St	118,000	-	-	0	0.0%	!	
10531 - Renewal - Stormwater - Lake St - Roe St	308,000	-	-	0	0.0%	!	
10532 - Renewal - Stormwater - Reline Richardson Stage 2	84,500	-	-	0	0.0%	!	
10533 - Renewal - Stormwater - Reline Royal St	92,500	-	-	0	0.0%	!	
10534 - Renewal - Stormwater - 118 Adelaide Tce	25,000	-	-	0	0.0%	!	
10535 - Renewal - Stormwater - Moore St East	13,000	-	-	0	0.0%	!	
10536 - Renewal - Stormwater - Mounts Bay Road	100,000	-	-	0	0.0%	!	
10537 - Renewal - Stormwater - Wolf Lane	36,500	-	-	0	0.0%	!	
10541 - Renewal - Tree Hardware	100,000	-	-	0	0.0%	!	
10542 - Renewal - Riverbank - Heirisson Revetment RVW07A and RVW09	40,000	-	-	0	0.0%	!	
11967 - Wellington Square Enhancement	291,000	-	-	0	0.0%	!	
12082 - Two Way Hill Street (St Georges Tce - Wittnoom St)	90,000	-	-	0	0.0%	!	
12178 - Mall Safety - Fixed Bollards	835,000	-	-	0	0.0%	!	
14087 - East End Revitalisation	500,000	320,000	40,629	279,371	87.3%	✓	Timing variance, pending invoices.
14109 - Bus Stop Replacement	950,000	-	-	0	0.0%	!	
14134 - Renewal - CCTV - Camera Replacement Program	100,000	-	-	0	0.0%	!	
14406 - Renewal - Electrical Lighting - Mitigation Old Bunbury Cr	337,500	-	-	0	0.0%	!	
14424 - Renewal - Stormwater - Pit Covers Program	132,000	-	-	0	0.0%	!	
23415 - Building - Renewal - Community Facility Renewal Work	225,000	-	-	0	0.0%	!	
Total - Infrastructure and Operations Alliance	47,447,502	2,420,845	1,448,114	972,731	40.2%		
Total Expenditure	56,828,892	2,420,845	1,818,441	602,405	24.9%		


CEO Alliance Variances by Alliance & Service

31 July - 2021

Attachment B

Detail	Revised Annual Budget	YTD Budget	YTD Actual	YTD Budget Variance \$	YTD Budget Variance %	Budget Impact	Comments on Material Variances - by Service
--------	-----------------------	------------	------------	------------------------	-----------------------	---------------	---------------------------------------------

Figures in this view include all Internal Allocations and Internal Recoveries

Financial Summary - CEO Alliance

Total Revenue	0	0	0	0	0.0%	⚠	
Core Service	(8,726,117)	(717,772)	(538,915)	(178,857)	24.9%	✓	
Internal Allocations	(2,586,737)	(246,827)	(157,875)	(88,952)	36.0%	✓	
Internal Recovery	2,132,760	151,551	81,266	70,285	46.4%	✓	
Operating Project Expenditure	(190,000)	0	0	0	0.0%	⚠	
10137 - End of Year Event	(20,000)	0	0	0	0.0%	⚠	
10311 - City of Lights Promotion	(20,000)	0	0	0	0.0%	⚠	
10313 - Council Elections and Lord Mayor Election	(100,000)	0	0	0	0.0%	⚠	
10543 - CEO Special Project Consultancy	(50,000)	0	0	0	0.0%	⚠	
Total Expenditure	(9,370,094)	(813,048)	(615,525)	(376,380)	46.3%	✓	
Net Operating Surplus (Deficit)	(9,370,094)	(813,048)	(615,525)	(197,523)	24.3%	✓	
Total Capital Project Expenditure	(205,000)	0	(30,696)	30,696	0.0%	✓	

Financial Summary - CEO Alliance Services**Leadership - CEO Alliance**

Total Revenue	0	0	0	0	0.0%	⚠	
Core Service	(582,877)	(59,000)	(67,183)	8,183	(13.9%)	✗	Executive Director Strategy and Governance employee costs allocation.
Internal Allocations	(204,115)	(18,051)	(13,554)	(4,497)	24.9%	✓	
Operating Project Expenditure	(35,000)	0	0	0	0.0%	⚠	
(As below)							
10543 - CEO Special Project Consultancy	(35,000)	0	0	0	0.0%	⚠	\$15K Budget to be reallocated for Lord Mayor's office refurbishment.
Total Expenditure	(821,992)	(77,051)	(80,737)	3,686	(4.8%)	✗	
Net Operating Surplus (Deficit)	(821,992)	(77,051)	(80,737)	3,686	(4.8%)	✗	

 **CEO Alliance Variances by Alliance & Service**

31 July - 2021

Attachment B

Figures in this view include all Internal Allocations and Internal Recoveries

Detail	Revised Annual Budget	YTD Budget	YTD Actual	YTD Budget Variance \$	YTD Budget Variance %	Budget Impact	Comments on Material Variances - by Service
--------	-----------------------	------------	------------	------------------------	-----------------------	---------------	---------------------------------------------

Audit and Risk

Total Revenue	0	0	0	0	0.0%	!	
Core Service	(788,001)	(33,756)	(23,924)	(9,832)	29.1%	✓	Budget include LMDRF Coordination, awaiting invoice from Mosman Park for Project Officer's secondment
Internal Allocations	(33,925)	(3,842)	(2,098)	(1,744)	45.4%	✓	
Internal Recovery	692,690	25,182	22,926	2,256	9.0%	✓	
Operating Project Expenditure	0	0	0	0	0.0%	!	
Total Expenditure	(129,235)	(12,416)	(3,096)	(9,320)	75.1%	✓	
Net Operating Surplus (Deficit)	(129,235)	(12,416)	(3,096)	(9,320)	75.1%	✓	

Strategy and Policy

Total Revenue	0	0	0	0	0.0%	!	
Core Service	(877,635)	(71,828)	(28,655)	(43,172)	60.1%	✓	Three vacant positions.
Internal Allocations	(402,421)	(37,341)	(21,488)	(15,853)	42.5%	✓	
Operating Project Expenditure	0	0	0	0	0.0%	!	
Total Expenditure	(1,280,057)	(109,168)	(50,143)	(59,025)	54.1%	✓	
Net Operating Surplus (Deficit)	(1,280,057)	(109,168)	(50,143)	(59,025)	54.1%	✓	

Corporate Communications

Total Revenue	0	0	0	0	0.0%	!	
Core Service	(2,057,340)	(172,889)	(142,703)	(30,185)	17.5%	✓	Vacant position and timing variance in digital content production.
Internal Allocations	(802,748)	(74,795)	(55,243)	(19,552)	26.1%	✓	
Operating Project Expenditure	(20,000)	0	0	0	0.0%	!	
(As below)							
10311 - City of Lights Promotion	(20,000)	0	0	0	0.0%	!	Project is likely to be spent between November and February in line with 60th Anniversary of the City of Lights.
Total Expenditure	(2,880,088)	(247,684)	(197,946)	(49,737)	20.1%	✓	
Net Operating Surplus (Deficit)	(2,880,088)	(247,684)	(197,946)	(49,737)	20.1%	✓	

Detail	Revised Annual Budget	YTD Budget	YTD Actual	YTD Budget Variance \$	YTD Budget Variance %	Budget Impact	Comments on Material Variances - by Service
--------	-----------------------	------------	------------	------------------------	-----------------------	---------------	---------------------------------------------

Figures in this view include all Internal Allocations and Internal Recoveries

Governance and Executive Services

Total Revenue	0	0	0	0	0.0%	!	
Core Service	(1,161,732)	(97,495)	(78,795)	(18,700)	19.2%	✓	Employee cost savings due to secondment.
Internal Allocations	(526,540)	(47,867)	(29,209)	(18,658)	39.0%	✓	
Operating Project Expenditure	(99,000)	0	0	0	0.0%	!	
(As below)							
10313 - Council Elections and Lord Mayor Election	(99,000)	0	0	0	0.0%	!	
Total Expenditure	(1,787,272)	(145,362)	(108,004)	(37,358)	25.7%	✓	
Net Operating Surplus (Deficit)	(1,787,272)	(145,362)	(108,004)	(37,358)	25.7%	✓	

Legal Services

Total Revenue	0	0	0	0	0.0%	!	
Core Service	(1,257,069)	(105,316)	(56,569)	(48,746)	46.3%	✓	Favourable timing variance legal contractors expenses offset partially by unfavourable variance direct employee expenses.
Internal Allocations	(26,902)	(3,844)	(1,770)	(2,074)	54.0%	✓	
Internal Recovery	1,283,970	109,160	58,339	50,821	46.6%	✓	
Operating Project Expenditure	0	0	0	0	0.0%	!	
Total Expenditure	0	0	0	0	0.0%	!	
Net Operating Surplus (Deficit)	0	0	0	0	0.0%	!	

Leadership - Strategy and Governance

Total Revenue	0	0	0	0	0.0%	!	
Core Service	(461,014)	(49,217)	(28,001)	(21,217)	43.1%	✓	Employee costs to be re-allocated as per re-alignment organisational structure.
Internal Allocations	(36,642)	(4,146)	(2,429)	(1,717)	41.4%	✓	
Operating Project Expenditure	0	0	0	0	0.0%	!	
Total Expenditure	(497,656)	(53,363)	(30,430)	(22,934)	43.0%	✓	
Net Operating Surplus (Deficit)	(497,656)	(53,363)	(30,430)	(22,934)	43.0%	✓	

Figures in this view include all Internal Allocations and Internal Recoveries

Detail	Revised Annual Budget	YTD Budget	YTD Actual	YTD Budget Variance \$	YTD Budget Variance %	Budget Impact	Comments on Material Variances - by Service
Council and Civic Support Services							
Total Revenue	0	0	0	0	0.0%	!	
Core Service	(1,540,450)	(128,271)	(113,084)	(15,187)	11.8%	✓	Timing variance mainly related to catering.
Internal Allocations	(553,445)	(56,942)	(32,085)	(24,857)	43.7%	✓	
Internal Recovery	156,100	17,208	0	17,208	100.0%	✓	
Operating Project Expenditure	(36,000)	0	0	0	0.0%	!	
(As below)							
10137 - End of Year Event	(20,000)	0	0	0	0.0%	!	
10313 - Council Elections and Lord Mayor Election	(1,000)	0	0	0	0.0%	!	
10543 - CEO Special Project Consultancy	(15,000)	0	0	0	0.0%	!	
Total Expenditure	(1,973,795)	(168,004)	(145,168)	(22,836)	13.6%	✓	
Net Operating Surplus (Deficit)	(1,973,795)	(168,004)	(145,168)	(22,836)	13.6%	✓	
Total Capital Project Expenditure	(205,000)	0	(30,696)	30,696	0.0%	✓	
10228 - Perth City Kids App	(110,000)	0	(30,696)	30,696	0.0%	!	Actuals align to key milestones being achieved, and the design and wireframing of application completed. Project is on track. Initial release set for September.
10248 - PV1 - Medium Panel Vans	(45,000)	0	0	0	0.0%	!	
10396 - Mayoral Portraits	(50,000)	0	0	0	0.0%	!	

11 - Corporate Services Alliance Variances by Alliance & Service

31 July - 2021

Attachment B

Detail Revised Annual Budget YTD Budget YTD Actual YTD Budget Variance \$ YTD Budget Variance % Budget Impact Comments on Material Variances Identified - by Service

Detail	Revised Annual Budget	YTD Budget	YTD Actual	YTD Budget Variance \$	YTD Budget Variance %	Budget Impact	Comments on Material Variances Identified - by Service
Financial Summary - Corporate Services Alliance							
Total Revenue	102,528,766	142,556	98,344,570	(98,202,014)	(68,886.6%)	✓	
Core Service	(22,424,849)	(1,876,488)	(1,500,916)	(375,572)	20.0%	✓	
Internal Allocations	(3,764,483)	(374,552)	(2,065,427)	1,690,874	(451.4%)	✗	
Internal Recovery	25,452,046	1,999,532	3,668,916	(1,669,384)	(83.5%)	✗	
Recoverable works	0	0	(9,260)	9,260	0.0%	!	
Operating Project Expenditure	0	0	0	0	0.0%	!	
Total Expenditure	(737,286)	(251,509)	93,314	(720,395)	286.4%	✓	
Net Operating Surplus (Deficit)	101,791,481	(108,953)	98,437,884	(98,546,836)	90449.1%	✓	
Total Capital Project Expenditure	(2,559,000)	0	(101,274)	101,274	0.0%	✓	

Financial Summary - Corporate Services Alliance Services

Project Management Office

Total Revenue	0	0	0	0	0.0%	!	
Core Service	(455,981)	(37,149)	(17,995)	(19,154)	51.6%	✓	Two vacant positions.
Internal Allocations	(342,548)	(30,578)	(23,446)	(7,132)	23.3%	✓	
Operating Project Expenditure	0	0	0	0	0.0%	!	
Total Expenditure	(798,529)	(67,727)	(41,441)	(26,286)	38.8%	✓	
Net Operating Surplus (Deficit)	(798,529)	(67,727)	(41,441)	(26,286)	38.8%	✓	

Leadership - Corporate Services

Total Revenue	0	0	0	0	0.0%	!	
Core Service	(527,108)	(43,771)	(19,220)	(24,551)	56.1%	✓	Employee costs savings due to excess leave taken that is paid from a leave provision.
Internal Allocations	(28,086)	(5,076)	(1,180)	(3,896)	76.8%	✓	
Internal Recovery	555,193	48,847	20,400	28,447	58.2%	✓	
Operating Project Expenditure	0	0	0	0	0.0%	!	
Total Expenditure	0	0	0	0	0.0%	!	
Net Operating Surplus (Deficit)	0	0	0	0	0.0%	!	

Detail	Revised Annual Budget	YTD Budget	YTD Actual	YTD Budget Variance \$	YTD Budget Variance %	Budget Impact	Comments on Material Variances Identified - by Service
Strategic Finance							
Total Revenue	0	0	0	0	0.0%	I	
Core Service	(1,463,065)	(122,286)	(79,233)	(43,053)	35.2%	✓	One vacant position and one reduction from establishment.
Internal Allocations	(389,473)	(38,976)	(24,084)	(14,892)	38.2%	✓	
Internal Recovery	1,852,539	161,262	103,317	57,945	35.9%	✓	
Operating Project Expenditure	0	0	0	0	0.0%	I	
Total Expenditure	0	0	0	0	0.0%	I	
Net Operating Surplus (Deficit)	0	0	0	0	0.0%	I	
ICT Services							
Total Revenue	0	0	0	0	0.0%	I	
Core Service	(12,898,590)	(1,089,943)	(898,308)	(191,634)	17.6%	✓	Software licenses timing variance.
Internal Allocations	(603,235)	(70,434)	(35,484)	(34,950)	49.6%	✓	
Internal Recovery	13,385,407	1,149,160	918,671	230,489	20.1%	✓	
Operating Project Expenditure	0	0	0	0	0.0%	I	
Total Expenditure	(116,419)	(11,217)	(15,121)	3,904	(34.8%)	✗	
Net Operating Surplus (Deficit)	(116,419)	(11,217)	(15,121)	3,904	(34.8%)	✗	
Transactional Finance							
Total Revenue	102,525,766	142,306	98,344,182	(98,201,875)	(69,007.5%)	✓	Timing variance in rates generation.
Core Service	(3,348,715)	(281,638)	(243,961)	(37,676)	13.4%	✓	Employee costs due to vacancies and underspent bank charges.
Internal Allocations	(1,435,876)	(133,733)	(1,927,402)	1,793,669	(1,341.2%)	✗	
Internal Recovery	4,936,253	243,056	2,330,887	(2,087,831)	(859.0%)	✗	
Operating Project Expenditure (As below)	0	0	0	0	0.0%	I	
Total Expenditure	151,663	(172,315)	159,523	(331,839)	192.6%	✓	
Net Operating Surplus (Deficit)	102,677,429	(30,009)	98,503,705	(98,533,714)	328343.7%	✓	

Detail	Revised Annual Budget	YTD Budget	YTD Actual	YTD Budget Variance \$	YTD Budget Variance %	Budget Impact	Comments on Material Variances Identified - by Service
--------	-----------------------	------------	------------	------------------------	-----------------------	---------------	--------------------------------------------------------

Human Resources

Total Revenue	0	0	0	0	0.0%	ⓘ	
Core Service	(3,135,895)	(251,244)	(190,722)	(60,522)	24.1%	✓	Vacancies and rescheduled corporate training due to COVID.
Internal Allocations	(645,309)	(65,921)	(32,362)	(33,559)	50.9%	✓	
Internal Recovery	3,810,204	317,165	223,084	94,080	29.7%	✓	
Operating Project Expenditure	0	0	0	0	0.0%	ⓘ	
Total Expenditure	29,000	0	0	0	0.0%	ⓘ	
Net Operating Surplus (Deficit)	29,000	0	0	0	0.0%	ⓘ	

Information and Records Management

Total Revenue	3,000	250	388	(138)	(55.4%)	✓	
Core Service	(595,495)	(50,458)	(51,476)	1,018	(2.0%)	✗	
Internal Allocations	(319,955)	(29,835)	(21,469)	(8,366)	28.0%	✓	
Internal Recovery	912,450	80,042	72,556	7,486	9.4%	✓	
Operating Project Expenditure	0	0	0	0	0.0%	ⓘ	
Total Expenditure	(3,000)	(250)	(388)	139	(55.4%)	✗	
Net Operating Surplus (Deficit)	0	0	(0)	0	200.0%	✓	

Total Capital Project Expenditure	(2,559,000)	0	(101,274)	101,274	0.0%	✓	
------------------------------------------	--------------------	----------	------------------	----------------	-------------	---	--

10222 - Renewal - ICT - Mobile Phone	(30,000)	0	0	0	0.0%	ⓘ	Project budgeted in 20/21 and final delivery has been delayed due to internal tender award process.	
10259 - SS - 4 Cyl Sedan	(29,000)	0	0	0	0.0%	ⓘ		
10310 - Renewal - ICT - Optical Character Recognition an	(100,000)	0	0	0	0.0%	ⓘ		
10322 - Live Streaming	0	0	(8,600)	8,600	0.0%	ⓘ		
10417 - Renewal - ICT - Desk Phone	(100,000)	0	0	0	0.0%	ⓘ		
10474 - Renewal - ICT - Audio Visual	(80,000)	0	0	0	0.0%	ⓘ		
10475 - ICT Desktop Asset Renewal	(90,000)	0	(90,965)	90,965	0.0%	ⓘ		IT Hardware has been received, variance relates to items initially being estimated to have arrived later, but have instead arrived earlier in July instead.
10476 - Renewal - ICT - Network	(250,000)	0	(1,709)	1,709	0.0%	ⓘ		Maintenance license expenses related to 20/21 capitalised hardware.
10477 - Renewal - ICT - UPS	(80,000)	0	0	0	0.0%	ⓘ		
10529 - Renewal - ICT - Storage	(765,000)	0	0	0	0.0%	ⓘ		
14433 - Unified Comms Refresh & Replacement Telepho	(300,000)	0	0	0	0.0%	ⓘ		
14434 - Renewal - ICT - Workstation	(735,000)	0	0	0	0.0%	ⓘ		

12 - Community Development Alliance Variances by Alliance & Service

31 July - 2021

Attachment B

Detail Revised Annual Budget YTD Budget YTD Actual YTD Budget Variance \$ YTD Budget Variance % Budget Impact Comments on Material Variances Identified - by Service

Financial Summary - Community Development Alliance

Total Revenue	5,138,961	232,615	220,476	12,138	5.2%	
Core Service	(26,471,514)	(2,388,066)	(1,915,657)	(472,409)	19.8%	
Internal Allocations	(10,172,252)	(902,256)	(661,800)	(240,456)	26.7%	
Internal Recovery	3,210,902	282,340	220,194	62,146	22.0%	
Operating Project Expenditure	(12,493,906)	(1,157,333)	(403,968)	(753,365)	65.1%	
10008 - Arts and Cultural Grants	(1,000,000)	(20,000)	0	(20,000)	100.0%	
10017 - Accreditation of Homeless Services	0	0	(170)	170	0.0%	
10027 - Christmas and New Years	(400,000)	0	0	0	0.0%	
10031 - City of Perth Parking Campaigns	(100,000)	(10,000)	0	(10,000)	100.0%	
10039 - Christmas Concerts (incl. Nativity)	(50,000)	0	0	0	0.0%	
10059 - Lunar New Year	(50,000)	0	0	0	0.0%	
10064 - Always On	0	0	4,220	(4,220)	0.0%	
10072 - Winter Festival	(170,000)	0	(21,657)	21,657	0.0%	
10078 - Event Sponsorship	(1,000,000)	(150,000)	(144)	(149,856)	99.9%	
10091 - Business Improvement Grants	(140,000)	0	0	0	0.0%	
10095 - Economic Development Sponsorship	(756,000)	0	0	0	0.0%	
10130 - COVID19 Postponed Events and Projects	0	0	10,000	(10,000)	0.0%	
10131 - Neighbourhood & Strategic Community Plan	(45,000)	0	0	0	0.0%	
10139 - New Years Eve	(500,000)	0	0	0	0.0%	
10183 - Skyworks	0	0	(14,557)	14,557	0.0%	
10184 - Small Business Grants	(104,000)	0	0	0	0.0%	
10189 - Australia Day Program	(2,540,000)	(180,000)	0	(180,000)	100.0%	
10207 - Twilights Hawkers Market	(40,000)	0	(43)	43	0.0%	
10269 - Heritage Perth Weekend	(90,000)	0	(49)	49	0.0%	
10321 - Historic Northbridge	(40,000)	0	0	0	0.0%	
10334 - Assertive Outreach Services (Cultural)	(300,000)	(25,000)	2,950	(27,950)	111.8%	
10335 - Safe Night Space - Women Only	(1,060,206)	(30,000)	0	(30,000)	100.0%	
10344 - Local Heritage Survey	(80,000)	0	(1,086)	1,086	0.0%	
10349 - Major Events & Festivals	(1,180,000)	(210,000)	0	(210,000)	100.0%	
10352 - Neighbourhood Heroes	(355,000)	0	0	0	0.0%	
10357 - Perth Town Hall Conservation Management Plan	(50,000)	0	0	0	0.0%	
10358 - Activation and Neighbourhood Placemaking	(100,000)	(8,333)	0	(8,333)	100.0%	
10359 - Adaptive Reuse Grant	(133,114)	0	0	0	0.0%	
10363 - City Youth (WA Police grant funded project)	(21,586)	0	0	0	0.0%	
10365 - Christmas Lights Trail	(1,500,000)	(500,000)	(381,771)	(118,229)	23.6%	
10370 - Sustainable Community Grants	(140,000)	0	0	0	0.0%	
10371 - Heritage Grants	(250,000)	0	0	0	0.0%	
10372 - Venue support	(50,000)	0	(18)	18	0.0%	
10373 - Donations	(25,000)	0	0	0	0.0%	
10375 - Safe Shelter Trial	(224,000)	(24,000)	(4,592)	(19,408)	80.9%	
10524 - Assertive Outreach	0	0	2,950	(2,950)	0.0%	
Total Expenditure	(45,926,769)	(4,165,315)	(2,761,231)	(2,629,858)	63.1%	
Net Operating Surplus (Deficit)	(40,787,808)	(3,932,700)	(2,540,755)	(1,391,946)	35.4%	
Total Capital Project Expenditure	(978,390)	0	(66,460)	66,460	0.0%	

Detail	Revised Annual Budget	YTD Budget	YTD Actual	YTD Budget Variance \$	YTD Budget Variance %	Budget Impact	Comments on Material Variances Identified - by Service
Financial Summary - Community Development Alliance Services							
Leadership - Community Development							
Total Revenue	0	0	0	0	0.0%	!	
Core Service	(647,580)	(54,478)	(31,116)	(23,362)	42.9%	✓	Mainly related to the timing of consultant invoices yet to be received.
Internal Allocations	(169,860)	(15,943)	(11,326)	(4,617)	29.0%	✓	
Internal Recovery	817,440	70,421	42,443	27,979	39.7%	✓	
Operating Project Expenditure	0	0	0	0	0.0%	!	
Total Expenditure	0	0	0	0	0.0%	!	
Net Operating Surplus (Deficit)	0	0	0	0	0.0%	!	
Customer Experience							
Total Revenue	142,500	11,874	13,427	(1,553)	(13.1%)	✓	Mainly relating to higher than budgeted settlement fees for July.
651 - Fees and Charges	142,500	11,874	13,427	(1,553)	(13.1%)	✓	
Core Service	(2,204,409)	(185,295)	(159,565)	(25,729)	13.9%	✓	Mainly relating to staff vacancies and contractor expenses yet to be invoiced.
Internal Allocations	(979,206)	(94,875)	(65,664)	(29,211)	30.8%	✓	
Internal Recovery	2,377,462	210,519	177,247	33,272	15.8%	✓	
Operating Project Expenditure	(45,000)	0	0	0	0.0%	!	
(As below)							
10131 - Neighbourhood & Strategic Community Plan	(45,000)	0	0	0	0.0%	!	Neighbourhood Place Plan Phase 2 - long term implementation with CE and Strategic Community Plan. Remaining budget from 20/21 carried forward and final expenditure yet to be realised.
Total Expenditure	(851,153)	(69,651)	(47,982)	(21,669)	31.1%	✓	
Net Operating Surplus (Deficit)	(708,653)	(57,777)	(34,556)	(23,221)	40.2%	✓	
Community Capacity Building							
Total Revenue	0	0	0	0	0.0%	!	
Core Service	(695,077)	(68,489)	(50,838)	(17,651)	25.8%	✓	Favourable variance is mainly relating to COVID restrictions during NAIDOC week and events not proceeding.
Internal Allocations	(294,896)	(27,748)	(18,999)	(8,749)	31.5%	✓	
Operating Project Expenditure	0	0	0	0	0.0%	!	
Total Expenditure	(989,973)	(96,237)	(69,837)	(26,400)	27.4%	✓	
Net Operating Surplus (Deficit)	(989,973)	(96,237)	(69,837)	(26,400)	27.4%	✓	

Detail	Revised Annual Budget	YTD Budget	YTD Actual	YTD Budget Variance \$	YTD Budget Variance %	Budget Impact	Comments on Material Variances Identified - by Service
Community Support Services							
Total Revenue	1,775,856	128,471	151,302	(22,831)	(17.8%)	✓	Mainly relating to child care fees (number of children enrolled higher than anticipated).
Core Service	(4,752,413)	(406,647)	(317,207)	(89,439)	22.0%	✓	Favourable variance mainly relating to delays with invoicing suppliers.
Internal Allocations	(1,767,381)	(140,940)	(126,327)	(14,613)	10.4%	✓	
Internal Recovery	16,000	1,400	0	1,400	100.0%	✓	
Operating Project Expenditure	(1,584,206)	(79,000)	1,138	(80,138)	101.4%	✓	
(As below)							
10017 - Accreditation of Homeless Services	0	0	(170)	170	0.0%	!	
10334 - Assertive Outreach Services (Cultural)	(300,000)	(25,000)	2,950	(27,950)	111.8%	✓	Services are continuing, delays with invoices.
10335 - Safe Night Space - Women Only	(1,060,206)	(30,000)	0	(30,000)	100.0%	✓	Services commenced in May 21 and continuing with RUAH Community services, there have been delays with invoices received.
10375 - Safe Shelter Trial	(224,000)	(24,000)	(4,592)	(19,408)	80.9%	✓	Launched in July, trial continuing, invoices will be ongoing.
10524 - Assertive Outreach	0	0	2,950	(2,950)	0.0%	!	
Total Expenditure	(8,088,001)	(625,187)	(442,397)	(182,790)	29.2%	✓	
Net Operating Surplus (Deficit)	(6,312,145)	(496,716)	(291,095)	(205,621)	41.4%	✓	
Library and Life-long Learning							
Total Revenue	111,500	8,890	4,911	3,979	44.8%	✗	Unfavourable variance due to lockdown and COVID restrictions. Library was running at half capacity until mid July with cancellation in a number of bookings.
Core Service	(4,807,941)	(463,059)	(355,313)	(107,747)	23.3%	✓	Favourable variance mainly related to depreciation (July is based on estimated actuals pending 20/21 asset book closure).
Internal Allocations	(1,192,058)	(91,834)	(71,556)	(20,278)	22.1%	✓	
Internal Recovery	0	0	436	(436)	0.0%	!	
Operating Project Expenditure	0	0	0	0	0.0%	!	
Total Expenditure	(5,999,999)	(554,893)	(426,432)	(128,461)	23.2%	✓	
Net Operating Surplus (Deficit)	(5,888,499)	(546,003)	(421,521)	(124,482)	22.8%	✓	
Culture and Arts Management							
Total Revenue	0	0	0	0	0.0%	!	
Core Service	(1,927,872)	(161,730)	(125,371)	(36,360)	22.5%	✓	Mainly relating to timing of contractor expenses (for Northbridge Piazza Screen Curation and conservation art) which are yet to be invoiced.
Internal Allocations	(662,557)	(61,975)	(43,727)	(18,248)	29.4%	✓	
Operating Project Expenditure	(260,000)	0	(1,135)	1,135	0.0%	!	
(As below)							
10269 - Heritage Perth Weekend	(90,000)	0	(49)	49	0.0%	!	Planning underway Local Heritage survey public engagement.
10321 - Historic Northbridge	(40,000)	0	0	0	0.0%	!	
10344 - Local Heritage Survey	(80,000)	0	(1,086)	1,086	0.0%	!	
10357 - Perth Town Hall Conservation Management Plan	(50,000)	0	0	0	0.0%	!	
Total Expenditure	(2,850,429)	(223,706)	(170,233)	(53,472)	23.9%	✓	

Detail	Revised Annual Budget	YTD Budget	YTD Actual	YTD Budget Variance \$	YTD Budget Variance %	Budget Impact	Comments on Material Variances Identified - by Service
Net Operating Surplus (Deficit)	(2,850,429)	(223,706)	(170,233)	(53,472)	23.9%	✓	
Events and Activation							
Total Revenue	962,500	0	0	0	0.0%	!	
Core Service	(1,099,786)	(82,514)	(94,828)	12,314	(14.9%)	✗	Unfavourable variance relates to consultancy for Event Strategy evaluation requirements.
Internal Allocations	(565,639)	(52,683)	(38,258)	(14,425)	27.4%	✓	
Operating Project Expenditure	(4,950,000)	(688,333)	(396,371)	(291,962)	42.4%	✓	
(As below)							
10039 - Christmas Concerts (incl. Nativity)	(50,000)	0	0	0	0.0%	!	In procurement stage.
10059 - Lunar New Year	(50,000)	0	0	0	0.0%	!	Planning and works yet to commence.
10072 - Winter Festival	(170,000)	0	0	0	0.0%	!	Marketing works underway. Expenditure is being costed to Marketing service.
							In process of renewing fireworks contract. Currently in procurement stage related to request for proposal for entertainment.
10139 - New Years Eve	(500,000)	0	0	0	0.0%	!	
10183 - Skyworks	0	0	(14,557)	14,557	0.0%	!	Expenditure is for procurement support relating to 2022 Skyworks.
10189 - Australia Day Program	(2,540,000)	(180,000)	0	(180,000)	100.0%	✓	In procurement stage. Multiple tenders currently underway as well as preliminary planning.
10207 - Twilights Hawkers Market	(40,000)	0	(43)	43	0.0%	!	In procurement stage. About to go out to tender.
10358 - Activation and Neighbourhood Placemaking	(100,000)	(8,333)	0	(8,333)	100.0%	✓	Inaugural neighbourhood place plan launched on the 5th of August. Further implementation is ongoing.
10365 - Christmas Lights Trail	(1,500,000)	(500,000)	(381,771)	(118,229)	23.6%	✓	Planning progressed. Procurement process completed. Installation hardware ordered.
Total Expenditure	(6,615,425)	(823,530)	(529,456)	(294,073)	35.7%	✓	
Net Operating Surplus (Deficit)	(5,652,925)	(823,530)	(529,456)	(294,073)	35.7%	✓	
Sponsorships, Grants and Donations							
Total Revenue	0	0	0	0	0.0%	!	
Core Service	(437,237)	(36,800)	(44,671)	7,871	(21.4%)	✗	Relates to additional staff requirements.
Internal Allocations	(240,420)	(22,398)	(16,172)	(6,226)	27.8%	✓	
Operating Project Expenditure	(5,133,114)	(380,000)	9,838	(389,838)	102.6%	✓	
(As below)							
10008 - Arts and Cultural Grants	(1,000,000)	(20,000)	0	(20,000)	100.0%	✓	Report submitted to August Council meeting for approval.
10078 - Event Sponsorship	(1,000,000)	(150,000)	(144)	(149,856)	99.9%	✓	Half of budget allocation approved at 6th July Council meeting. Preparation for events underway.
10091 - Business Improvement Grants	(140,000)	0	0	0	0.0%	!	Report to be presented to Council in October for full budget allocation.
10095 - Economic Development Sponsorship	(756,000)	0	0	0	0.0%	!	Project on hold.
10130 - COVID19 Postponed Events and Projects	0	0	10,000	(10,000)	0.0%	!	Prior year refund of sponsorship.
10184 - Small Business Grants	(104,000)	0	0	0	0.0%	!	Project on hold.
10349 - Major Events & Festivals	(1,180,000)	(210,000)	0	(210,000)	100.0%	✓	Program is currently open and first two applications expected to go to September Council meeting for approval.
10352 - Neighbourhood Heroes	(355,000)	0	0	0	0.0%	!	Project on hold.
10359 - Adaptive Reuse Grant	(133,114)	0	0	0	0.0%	!	
10370 - Sustainable Community Grants	(140,000)	0	0	0	0.0%	!	Project on hold.
10371 - Heritage Grants	(250,000)	0	0	0	0.0%	!	Project on hold.
10372 - Venue support	(50,000)	0	(18)	18	0.0%	!	Project on hold.
10373 - Donations	(25,000)	0	0	0	0.0%	!	Project on hold.
Total Expenditure	(5,810,771)	(439,198)	(51,005)	(388,193)	88.4%	✓	
Net Operating Surplus (Deficit)	(5,810,771)	(439,198)	(51,005)	(388,193)	88.4%	✓	

Detail	Revised Annual Budget	YTD Budget	YTD Actual	YTD Budget Variance \$	YTD Budget Variance %	Budget Impact	Comments on Material Variances Identified - by Service
Community Safety							
Total Revenue	161,586	11,350	4,260	7,090	62.5%	✘	
Core Service	(5,180,473)	(489,132)	(434,305)	(54,826)	11.2%	✔	Favourable variance mainly related to depreciation (July is based on estimated actuals pending 20/21 asset book closure).
Internal Allocations	(1,970,154)	(184,194)	(116,124)	(68,070)	37.0%	✔	
Operating Project Expenditure	(21,586)	0	0	0	0.0%	!	
(As below)							
10363 - City Youth (WA Police grant funded project)	(21,586)	0	0	0	0.0%	!	
Total Expenditure	(7,172,213)	(673,325)	(550,429)	(122,896)	18.3%	✔	
Net Operating Surplus (Deficit)	(7,010,627)	(661,976)	(546,169)	(115,806)	17.5%	✔	
Activity Approvals							
Total Revenue	681,469	25,235	30,885	(5,650)	(22.4%)	✔	Variance related to higher reserve hire income than expected.
Core Service	(1,260,566)	(104,904)	(99,584)	(5,319)	5.1%	✔	
Internal Allocations	(717,714)	(67,049)	(47,933)	(19,117)	28.5%	✔	
Operating Project Expenditure	0	0	0	0	0.0%	!	
(As below)							
Total Expenditure	(1,978,280)	(171,953)	(147,517)	(24,436)	14.2%	✔	
Net Operating Surplus (Deficit)	(1,296,811)	(146,718)	(116,632)	(30,085)	20.5%	✔	
Public Health							
Total Revenue	1,142,300	33,357	(2,000)	35,357	106.0%	✘	Relates to swimming pool inspection and admin charges. Currently budgeted throughout year but will likely be issued in bulk later in year.
Core Service	(1,872,029)	(156,974)	(122,762)	(34,213)	21.8%	✔	Awaiting invoice for premise inspection contractor expenses. Expected to be received imminently.
Internal Allocations	(874,031)	(81,432)	(58,770)	(22,662)	27.8%	✔	
Internal Recovery	0	0	68	(68)	0.0%	!	
Operating Project Expenditure	0	0	0	0	0.0%	!	
Total Expenditure	(2,746,060)	(238,406)	(181,464)	(56,943)	23.9%	✔	
Net Operating Surplus (Deficit)	(1,603,760)	(205,049)	(183,463)	(21,586)	10.5%	✔	

Detail	Revised Annual Budget	YTD Budget	YTD Actual	YTD Budget Variance \$	YTD Budget Variance %	Budget Impact	Comments on Material Variances Identified - by Service
Marketing							
Total Revenue	0	0	0	0	0.0%	!	
Core Service	(878,388)	(73,855)	(30,762)	(43,093)	58.3%	✓	Relates to staff vacancies and campaign tracking which will start incurring expenditure in August.
Internal Allocations	(311,998)	(29,195)	(21,250)	(7,946)	27.2%	✓	
Operating Project Expenditure	(500,000)	(10,000)	(17,438)	7,438	(74.4%)	✗	
(As below)							
10027 - Christmas and New Years	(400,000)	0	0	0	0.0%	!	
10031 - City of Perth Parking Campaigns	(100,000)	(10,000)	0	(10,000)	100.0%	✓	Planning has commenced.
10064 - Always On	0	0	4,220	(4,220)	0.0%	!	Relates to a refund received for prior works.
10072 - Winter Festival	0	0	(21,657)	21,657	0.0%	!	Works are completed and are awaiting final invoices.
Total Expenditure	(1,690,386)	(113,050)	(69,449)	(43,601)	38.6%	✓	
Net Operating Surplus (Deficit)	(1,690,386)	(113,050)	(69,449)	(43,601)	38.6%	✓	
Community Facilities							
Total Revenue	161,250	13,438	17,692	(4,254)	(31.7%)	✓	
Core Service	(707,742)	(104,188)	(49,334)	(54,854)	52.6%	✓	Favourable variance mainly related to depreciation (July is based on estimated actuals pending 20/21 asset book closure).
Internal Allocations	(426,337)	(31,991)	(25,695)	(6,296)	19.7%	✓	
Operating Project Expenditure	0	0	0	0	0.0%	!	
(As below)							
Total Expenditure	(1,134,079)	(136,179)	(75,029)	(61,151)	44.9%	✓	
Net Operating Surplus (Deficit)	(972,829)	(122,741)	(57,337)	(65,404)	53.3%	✓	
Total Capital Project Expenditure	(978,390)	0	(66,460)	66,460	0.0%	✓	
10194 - Light it up Program	(276,000)	0	0	0	0.0%	!	
10249 - PV2 - Large Panel Van	(45,000)	0	0	0	0.0%	!	
10259 - SS - 4 Cyl Sedan	(116,000)	0	0	0	0.0%	!	
10264 - UC - Crew Cab Ute	(133,500)	0	0	0	0.0%	!	
10321 - Historic Northbridge	(200,000)	0	0	0	0.0%	!	
10375 - Safe Shelter Trial	0	0	(5,791)	5,791	0.0%	!	Capital cost accounts for card readers based on a quote for work to be completed by 24/06/2021. Contractors were only able to deliver the works after June 30.
10467 - CCTV Camera Network New Camera Expansion 2021	(42,890)	0	(669)	669	0.0%	!	Installation of CCTV Camera poles accounts for the initial costs. Remaining commitments will be spent by the end of August.
11967 - Wellington Square Enhancement	(165,000)	0	(60,000)	60,000	0.0%	!	Accrual related variance. Invoice expected next month for works undertaken.

13 - Planning and Economic Development Alliance Variances by Alliance & Service

31 July - 2021

Attachment B

Detail Revised Annual Budget YTD Budget YTD Actual YTD Budget Variance \$ YTD Budget Variance % Budget Impact Comments on Material Variances Identified - by Service

Detail	Revised Annual Budget	YTD Budget	YTD Actual	YTD Budget Variance \$	YTD Budget Variance %	Budget Impact	Comments on Material Variances Identified - by Service
Financial Summary - Planning and Economic Development Alliance							
Total Revenue	894,500	83,353	149,909	(66,556)	(79.8%)	✓	
Core Service	(10,409,774)	(875,165)	(686,074)	(189,091)	21.6%	✓	
Internal Allocations	(5,036,526)	(467,524)	(332,311)	(135,212)	28.9%	✓	
Internal Recovery	606,815	52,203	46,521	5,682	10.9%	✓	
Operating Project Expenditure	(1,057,000)	(36,000)	(1,504)	(34,496)	95.8%	✓	
10033 - City Planning Scheme No. 3	(150,000)	(5,000)	(978)	(4,022)	80.4%	✓	
10054 - Impact Evaluation and insights	(15,000)	0	0	0	0.0%	!	
10175 - UWA QEII Precinct Plan	(250,000)	0	(318)	318	0.0%	!	
10289 - CPS 2 Amendment No. 41-Northbridge SEP, Noise A	(5,000)	0	0	0	0.0%	!	
10294 - CPS2 Amendment 44 (Cnr Elder and Wellington Str	0	0	(208)	208	0.0%	!	
10302 - Road Network Design and Review	(50,000)	0	0	0	0.0%	!	
10336 - Local Planning Strategy	(50,000)	0	0	0	0.0%	!	
10338 - Nabers Energy Rating and reporting for Council Hou	(7,000)	0	0	0	0.0%	!	
10339 - Playground Design Program	(80,000)	0	0	0	0.0%	!	
10345 - Wellington Street Clearways	(10,000)	0	0	0	0.0%	!	
10346 - Sherwood/ Esplanade Traffic signals	(75,000)	0	0	0	0.0%	!	
10364 - Sustainability Strategy	(100,000)	(15,000)	0	(15,000)	100.0%	✓	
10376 - Economic Development Strategy	(100,000)	0	0	0	0.0%	!	
10377 - Masterplan Major Street Refresh	(15,000)	0	0	0	0.0%	!	
10431 - Traffic Modelling Hay Street 2-Way (Hay and Murra	(50,000)	0	0	0	0.0%	!	
10545 - Transport Strategy	(100,000)	(16,000)	0	(16,000)	100.0%	✓	
Total Expenditure	(15,896,484)	(1,326,485)	(973,367)	(576,705)	43.5%	✓	
Net Operating Surplus (Deficit)	(15,001,984)	(1,243,132)	(823,458)	(419,674)	33.8%	✓	
Total Capital Project Expenditure	(5,639,000)	0	(333,163)	333,163	0.0%	✓	












Financial Summary - Planning and Economic Development Alliance Services

Leadership - Planning and Economic Dev.

Total Revenue	0	0	0	0	0.0%	!	
Core Service	(449,554)	(37,809)	(33,760)	(4,049)	10.7%	✓	
Internal Allocations	(157,260)	(14,394)	(10,545)	(3,849)	26.7%	✓	
Internal Recovery	606,815	52,203	44,305	7,898	15.1%	✓	
Operating Project Expenditure	0	0	0	0	0.0%	!	
Total Expenditure	0	0	0	0	0.0%	!	
Net Operating Surplus (Deficit)	0	0	0	0	0.0%	!	

Detail	Revised Annual Budget	YTD Budget	YTD Actual	YTD Budget Variance \$	YTD Budget Variance %	Budget Impact	Comments on Material Variances Identified - by Service
City Future							
Total Revenue	0	0	0	0	0.0%	!	
Core Service	(183,224)	(15,433)	(20,804)	5,371	(34.8%)	✗	
Internal Allocations	(143,374)	(12,786)	(9,694)	(3,091)	24.2%	✓	
Operating Project Expenditure	0	0	0	0	0.0%	!	
Total Expenditure	(326,598)	(28,219)	(30,498)	2,279	(8.1%)	✗	
Net Operating Surplus (Deficit)	(326,598)	(28,219)	(30,498)	2,279	(8.1%)	✗	
City Planning							
Total Revenue	0	0	0	0	0.0%	!	
Core Service	(2,050,051)	(172,612)	(156,198)	(16,413)	9.5%	✓	Mainly related to staff vacancies. This is partially offset by an annual subscription fully costed in July but adjusted in August.
Internal Allocations	(927,010)	(86,945)	(62,636)	(24,308)	28.0%	✓	
Operating Project Expenditure (As below)	(562,000)	(20,000)	(526)	(19,474)	97.4%	✓	
10033 - City Planning Scheme No. 3	(150,000)	(5,000)	0	(5,000)	100.0%	✓	Consultant engaged for project management review. Signs policy review request for quotation released.
10175 - UWA QEII Precinct Plan	(250,000)	0	(318)	318	0.0%	!	Request for tender for traffic and transport modelling currently being finalised for release.
10289 - CPS 2 Amendment No. 41-Northbridge SEP, Noise Attenuation	(5,000)	0	0	0	0.0%	!	
10294 - CPS2 Amendment 44 (Cnr Elder and Wellington Street, Central	0	0	(208)	208	0.0%	!	Completed.
10336 - Local Planning Strategy	(50,000)	0	0	0	0.0%	!	Draft strategy adopted by Council on 13th July 2021 for submission to Western Australian Planning Commission.
10338 - Nabers Energy Rating and reporting for Council House	(7,000)	0	0	0	0.0%	!	Request for quotation documentation currently being drafted for release.
10364 - Sustainability Strategy	(100,000)	(15,000)	0	(15,000)	100.0%	✓	Procurement of consultant well advanced. No expenditure required to date.
Total Expenditure	(3,539,061)	(279,556)	(219,361)	(60,196)	21.5%	✓	
Net Operating Surplus (Deficit)	(3,539,061)	(279,556)	(219,361)	(60,196)	21.5%	✓	
Development Approvals							
Total Revenue	340,000	28,333	61,659	(33,326)	(117.6%)	✓	Favourable variance due to increase planning applications received during month of July.
Core Service	(1,266,455)	(106,643)	(99,068)	(7,576)	7.1%	✓	Favourable variance due to staff vacancy, currently undergoing recruitment.
Internal Allocations	(843,327)	(77,432)	(54,186)	(23,246)	30.0%	✓	
Internal Recovery	0	0	2,106	(2,106)	0.0%	!	
Operating Project Expenditure	0	0	0	0	0.0%	!	
Total Expenditure	(2,109,781)	(184,075)	(151,147)	(32,927)	17.9%	✓	
Net Operating Surplus (Deficit)	(1,769,781)	(155,742)	(89,489)	(66,253)	42.5%	✓	

Detail	Revised Annual Budget	YTD Budget	YTD Actual	YTD Budget Variance \$	YTD Budget Variance %	Budget Impact	Comments on Material Variances Identified - by Service
Building Approvals							
Total Revenue	554,500	55,020	88,251	(33,231)	(60.4%)	✓	Favourable variance mainly relating to increase in building licences application received during the month.
Core Service	(1,300,261)	(108,800)	(81,058)	(27,742)	25.5%	✓	Favourable variance due to staff vacancy, currently undergoing recruitment.
Internal Allocations	(765,811)	(70,847)	(49,284)	(21,563)	30.4%	✓	
Internal Recovery	0	0	110	(110)	0.0%	!	
Operating Project Expenditure	0	0	0	0	0.0%	!	
Total Expenditure	(2,066,072)	(179,648)	(130,232)	(49,415)	27.5%	✓	
Net Operating Surplus (Deficit)	(1,511,572)	(124,628)	(41,982)	(82,646)	66.3%	✓	
Transport and Urban Design							
Total Revenue	0	0	0	0	0.0%	!	
Core Service	(2,797,328)	(235,452)	(148,360)	(87,092)	37.0%	✓	Variance relates to staff vacancies.
Internal Allocations	(1,307,622)	(122,413)	(90,108)	(32,305)	26.4%	✓	
Operating Project Expenditure	(380,000)	(16,000)	(978)	(15,022)	93.9%	✓	
(As below)							
10033 - City Planning Scheme No. 3	0	0	(978)	978	0.0%	!	Final expenses relate to the printing of the Local Planning Strategy.
10302 - Road Network Design and Review	(50,000)	0	0	0	0.0%	!	Expenditure expected to commence later in financial year upon identification of projects as per program.
10339 - Playground Design Program	(80,000)	0	0	0	0.0%	!	First minor works expected in September. Quotation currently out for consultant for majority of budget.
10345 - Wellington Street Clearways	(10,000)	0	0	0	0.0%	!	Expenditure will occur later in financial year in line with project program.
10346 - Sherwood/ Esplanade Traffic signals	(75,000)	0	0	0	0.0%	!	Project commenced. Discussing proposed modelling work with Development WA.
10377 - Masterplan Major Street Refresh	(15,000)	0	0	0	0.0%	!	Going to elected member engagement session in October for Main Street program.
10431 - Traffic Modelling Hay Street 2-Way (Hay and Murray West End)	(50,000)	0	0	0	0.0%	!	Modelling work is currently being progressed through Main Roads Western Australia approval process.
10545 - Transport Strategy	(100,000)	(16,000)	0	(16,000)	100.0%	✓	Presentation of high level strategy to ELT completed. Project anticipated to be completed Feb 22.
Total Expenditure	(4,484,950)	(373,865)	(239,446)	(134,419)	36.0%	✓	
Net Operating Surplus (Deficit)	(4,484,950)	(373,865)	(239,446)	(134,419)	36.0%	✓	
Economic Development							
Total Revenue	0	0	0	0	0.0%	!	
Core Service	(2,362,901)	(198,416)	(146,826)	(51,590)	26.0%	✓	Business development planning still underway and awaiting invoicing for place and economic analytics memberships costs.
Internal Allocations	(892,121)	(82,707)	(55,857)	(26,850)	32.5%	✓	
Operating Project Expenditure	(115,000)	0	0	0	0.0%	!	
(As below)							
10054 - Impact Evaluation and insights	(15,000)	0	0	0	0.0%	!	Planning underway
10376 - Economic Development Strategy	(100,000)	0	0	0	0.0%	!	
Total Expenditure	(3,370,022)	(281,123)	(202,683)	(78,440)	27.9%	✓	
Net Operating Surplus (Deficit)	(3,370,022)	(281,123)	(202,683)	(78,440)	27.9%	✓	

Detail	Revised Annual Budget	YTD Budget	YTD Actual	YTD Budget Variance \$	YTD Budget Variance %	Budget Impact	Comments on Material Variances Identified - by Service
Total Capital Project Expenditure	(5,639,000)	0	(171,896)	171,896	0.0%		
10259 - SS - 4 Cyl Sedan	(58,000)	0	0	0	0.0%		
10354 - WACA Aquatic Centre	(5,000,000)	0	0	0	0.0%		
10482 - Mount Street East Concept	(120,000)	0	0	0	0.0%		
10489 - Pedestrian Crossings Improvement 20 to 21	(145,000)	0	0	0	0.0%		
10491 - Retail Mall Enhancement A	0	0	(37,814)	37,814	0.0%		Full budget has been moved to infrastructure as they are taking full responsibility of delivery.
10509 - Smart Cities Carbon Neutral Council Pier Street Sola	(213,000)	0	0	0	0.0%		
10510 - Smart Water and Electricity Meters	(53,000)	0	0	0	0.0%		
10515 - Renewal - Street Furniture	(50,000)	0	(594)	594	0.0%		Works are currently underway, with expected completion within the next 2 weeks.
10522 - Urban Forest - Tree Infill Program	0	0	(131,963)	131,963	0.0%		Full budget has been moved to the Operations Unit as they are taking full responsibility of delivery.
14147 - Smart Cities - Data Hub Phase 2 Ops	0	0	(1,525)	1,525	0.0%		Expenses incorrectly coded, pending correction journal.

14 - Infrastructure and Operations Alliance Variances by Alliance & Service

31 July - 2021

Attachment B

Detail	Revised Annual Budget	YTD Budget	YTD Actual	YTD Budget Variance \$	YTD Budget Variance %	Budget Impact	Comments on Material Variances Identified - by Service
--------	-----------------------	------------	------------	------------------------	-----------------------	---------------	--------------------------------------------------------

Financial Summary - Infrastructure and Operations Alliance							
Total Revenue	86,463,335	6,399,246	16,168,726	(9,769,480)	(152.7%)	✔	
Core Service	(113,897,230)	(10,496,500)	(8,087,151)	(2,409,349)	23.0%	✔	
Internal Allocations	(60,741,751)	(4,827,128)	(4,386,684)	(440,444)	9.1%	✔	
Internal Recovery	51,402,725	4,396,174	3,600,598	795,576	18.1%	✔	
Recoverable works	0	0	56,970	(56,970)	0.0%	!	
Operating Project Expenditure	(10,910,592)	0	(8,095)	8,095	0.0%	!	
10186 - On Street Signage	0	0	(5,927)	5,927	0.0%	!	
10209 - Urban Forest Plan - Operational Actions	(125,000)	0	0	0	0.0%	!	
10221 - Property Performance Investment and Disposal Pc	(100,000)	0	0	0	0.0%	!	
10319 - Clearing Maintenance Backlog	0	0	(689)	689	0.0%	!	
10324 - Natural Area Management	(34,300)	0	0	0	0.0%	!	
10326 - Waste Management Strategy and Plan	(20,000)	0	0	0	0.0%	!	
10328 - Provision for Abnormal Expenses	(8,000,000)	0	0	0	0.0%	!	
10347 - Main Drain Monitoring Program	(150,000)	0	0	0	0.0%	!	
10348 - Management Plans for Significant Parks	(100,000)	0	0	0	0.0%	!	
10350 - Arborist Assessment of Street/ Carpark Trees	(180,000)	0	0	0	0.0%	!	
10351 - Natural Area Management Program	0	0	(291)	291	0.0%	!	
10353 - Implementation of Parking Business Plan	(250,000)	0	0	0	0.0%	!	
10367 - Payment Portal for Parking Card	(80,000)	0	0	0	0.0%	!	
10442 - Better Bins Program	(164,292)	0	0	0	0.0%	!	
14087 - East End Revitalisation	0	0	25	(25)	0.0%	!	
14150 - Christmas Decorations - Install and Bump Out	(1,600,000)	0	(390)	390	0.0%	!	
23414 - Container Deposit Scheme	(107,000)	0	(823)	823	0.0%	!	
Total Expenditure	(134,146,848)	(10,927,454)	(8,824,362)	(4,504,346)	41.2%	✔	
Net Operating Surplus (Deficit)	(47,683,513)	(4,528,208)	7,344,364	(11,872,572)	262.2%	✔	
Total Capital Project Expenditure	(47,447,502)	(2,420,845)	(1,565,322)	(855,524)	35.3%	✔	

Detail	Revised Annual Budget	YTD Budget	YTD Actual	YTD Budget Variance \$	YTD Budget Variance %	Budget Impact	Comments on Material Variances Identified - by Service
Financial Summary - Infrastructure and Operations Alliance Services							
Property Management							
Total Revenue	4,284,408	352,633	266,625	86,008	24.4%	✘	\$72K under budget due to COVID rent relief stage 3 relating to January to March 2021 credit being applied in Jul 2021.
Core Service	(8,864,462)	(776,094)	(763,840)	(12,254)	1.6%	✔	Property performance analysis yet to be undertaken.
Internal Allocations	(2,471,610)	(181,250)	(329,390)	148,139	(81.7%)	✘	
Internal Recovery	14,580,586	1,215,049	1,215,047	2	0.0%	✔	
Operating Project Expenditure	(100,000)	0	0	0	0.0%	!	
(As below)							
10221 - Property Performance Investment and Disposal Policy	(100,000)	0	0	0	0.0%	!	
Total Expenditure	3,144,515	257,704	121,817	135,887	52.7%	✔	
Net Operating Surplus (Deficit)	7,428,922	610,337	388,442	221,895	36.4%	✔	
Engineering and Design							
Total Revenue	0	0	0	0	0.0%	!	
Core Service	(890,988)	(74,980)	(64,842)	(10,138)	13.5%	✔	Variance relates to staff vacancy.
Internal Allocations	(297,439)	(28,836)	(19,403)	(9,433)	32.7%	✔	
Operating Project Expenditure	0	0	0	0	0.0%	!	
Total Expenditure	(1,188,427)	(103,816)	(84,245)	(19,571)	18.9%	✔	
Net Operating Surplus (Deficit)	(1,188,427)	(103,816)	(84,245)	(19,571)	18.9%	✔	
Leadership - Infrastructure and Operations							
Total Revenue	0	0	0	0	0.0%	!	
Core Service	(592,572)	(49,818)	(41,842)	(7,976)	16.0%	✔	Favourable variance due to staff vacancy and office supplies.
Internal Allocations	(180,060)	(16,308)	(12,127)	(4,181)	25.6%	✔	
Internal Recovery	772,631	66,127	53,970	12,157	18.4%	✔	
Operating Project Expenditure	0	0	0	0	0.0%	!	
Total Expenditure	0	0	0	0	0.0%	!	
Net Operating Surplus (Deficit)	0	0	0	0	0.0%	!	

Detail	Revised Annual Budget	YTD Budget	YTD Actual	YTD Budget Variance \$	YTD Budget Variance %	Budget Impact	Comments on Material Variances Identified - by Service
Asset Management							
Total Revenue	0	0	0	0	0.0%	!	
Core Service	(1,203,736)	(101,238)	(78,518)	(22,720)	22.4%	✓	Building condition assessment yet to be undertaken.
Internal Allocations	(624,647)	(57,220)	(42,420)	(14,799)	25.9%	✓	
Operating Project Expenditure	0	0	0	0	0.0%	!	
Total Expenditure	(1,828,383)	(158,458)	(120,938)	(37,520)	23.7%	✓	
Net Operating Surplus (Deficit)	(1,828,383)	(158,458)	(120,938)	(37,520)	23.7%	✓	
Asset Maintenance							
Total Revenue	165,000	13,333	337	12,997	97.5%	✗	Timing variance Metropolitan Regional Road Group direct grant.
Core Service	(25,476,336)	(2,458,337)	(1,742,170)	(716,167)	29.1%	✓	Favourable variance due to staff vacancy, contractor timing variance and depreciation (July is based on estimated actuals pending 20/21 asset book closure).
Internal Allocations	(2,738,436)	(236,318)	(234,570)	(1,749)	0.7%	✓	
Internal Recovery	1,153,759	96,147	142,805	(46,658)	(48.5%)	✗	
Operating Project Expenditure	(1,600,000)	0	(1,079)	1,079	0.0%	!	
(As below)							
10319 - Clearing Maintenance Backlog	0	0	(689)	689	0.0%	!	Officers to be informed to cost to core maintenance, no new budget available for clearance backlog.
14150 - Christmas Decorations - Install and Bump Out	(1,600,000)	0	(390)	390	0.0%	!	
Total Expenditure	(28,661,012)	(2,598,508)	(1,835,013)	(763,495)	29.4%	✓	
Net Operating Surplus (Deficit)	(28,496,012)	(2,585,175)	(1,834,677)	(750,498)	29.0%	✓	
Project Delivery							
Total Revenue	0	0	0	0	0.0%	!	
Core Service	(1,639,253)	(140,143)	(102,092)	(38,051)	27.2%	✓	Vacancy savings.
Internal Allocations	(1,049,526)	(96,156)	(70,246)	(25,909)	26.9%	✓	
Internal Recovery	500,000	63,512	0	63,512	100.0%	✓	
Operating Project Expenditure	0	0	25	(25)	0.0%	!	
(As below)							
14087 - East End Revitalisation	0	0	25	(25)	0.0%	!	
Total Expenditure	(2,188,779)	(172,787)	(172,314)	(473)	0.3%	✓	
Net Operating Surplus (Deficit)	(2,188,779)	(172,787)	(172,314)	(473)	0.3%	✓	

Detail	Revised Annual Budget	YTD Budget	YTD Actual	YTD Budget Variance \$	YTD Budget Variance %	Budget Impact	Comments on Material Variances Identified - by Service
Parks and Environment Operations							
Total Revenue	376,782	31,399	31,061	337	1.1%	✘	
Core Service	(9,449,554)	(790,827)	(542,856)	(247,971)	31.4%	✔	Due to winter season and multiple severe weather conditions, some parks and landscaper work schedules had to be deferred. Hence major savings in contractor usage area.
Internal Allocations	(6,710,034)	(561,735)	(498,905)	(62,831)	11.2%	✔	
Internal Recovery	4,785,520	398,793	371,010	27,784	7.0%	✔	
Operating Project Expenditure	(589,300)	0	(291)	291	0.0%	!	
(As below)							
10209 - Urban Forest Plan - Operational Actions	(125,000)	0	0	0	0.0%	!	
10324 - Natural Area Management	(34,300)	0	0	0	0.0%	!	
10347 - Main Drain Monitoring Program	(150,000)	0	0	0	0.0%	!	
10348 - Management Plans for Significant Parks	(100,000)	0	0	0	0.0%	!	
10350 - Arborist Assessment of Street/ Carpark Trees	(180,000)	0	0	0	0.0%	!	
10351 - Natural Area Management Program	0	0	(291)	291	0.0%	!	
Total Expenditure	(11,963,368)	(953,769)	(671,042)	(282,728)	29.6%	✔	
Net Operating Surplus (Deficit)	(11,586,586)	(922,371)	(639,981)	(282,390)	30.6%	✔	
Fleet and Depot Services							
Total Revenue	90,000	7,500	8,000	(500)	(6.7%)	✔	
Core Service	(4,704,582)	(394,262)	(383,617)	(10,644)	2.7%	✔	
Internal Allocations	(1,200,166)	(101,117)	(117,767)	16,650	(16.5%)	✘	
Internal Recovery	4,428,109	369,764	376,201	(6,437)	(1.7%)	✘	
Operating Project Expenditure	0	0	0	0	0.0%	!	
Total Expenditure	(1,476,639)	(125,615)	(125,183)	(431)	0.3%	✔	
Net Operating Surplus (Deficit)	(1,386,639)	(118,115)	(117,183)	(931)	0.8%	✔	

Detail	Revised Annual Budget	YTD Budget	YTD Actual	YTD Budget Variance \$	YTD Budget Variance %	Budget Impact	Comments on Material Variances Identified - by Service
Waste and Cleaning							
Total Revenue	10,665,466	23,718	9,622,468	(9,598,749)	(40,469.6%)	✓	The waste collection fees have been raised following budget adoption in July. However, the budget phasing of the rates issue was based on last year (for August issue).
Core Service	(11,719,636)	(1,057,872)	(844,906)	(212,966)	20.1%	✓	Year end process delays July invoices hence low actuals in July for solid waste and container deposit scheme.
Internal Allocations	(10,625,955)	(888,085)	(917,686)	29,601	(3.3%)	✗	
Internal Recovery	6,354,387	529,491	661,894	(132,403)	(25.0%)	✗	
Operating Project Expenditure	(8,291,292)	0	(823)	823	0.0%	!	
(As below)							
10326 - Waste Management Strategy and Plan	(20,000)	0	0	0	0.0%	!	
10328 - Provision for Abnormal Expenses	(8,000,000)	0	0	0	0.0%	!	
10442 - Better Bins Program	(164,292)	0	0	0	0.0%	!	
23414 - Container Deposit Scheme	(107,000)	0	(823)	823	0.0%	!	
Total Expenditure	(24,282,496)	(1,416,466)	(1,101,521)	(314,945)	22.2%	✓	
Net Operating Surplus (Deficit)	(13,617,030)	(1,392,748)	8,520,947	(9,913,695)	711.8%	✓	
Parking Services							
Total Revenue	70,880,088	5,970,663	6,240,235	(269,572)	(4.5%)	✓	Mainly income from court fines.
Core Service	(37,314,199)	(3,551,647)	(2,855,789)	(695,858)	19.6%	✓	Mainly related to depreciation (July is based on estimated actuals pending 20/21 asset book closure and the budget includes estimated depreciation for new assets to be capitalised).
Internal Allocations	(34,205,059)	(2,603,596)	(2,093,598)	(509,999)	19.6%	✓	
Internal Recovery	8,660,036	703,666	218,192	485,474	69.0%	✓	
Operating Project Expenditure	(330,000)	0	(5,927)	5,927	0.0%	!	
(As below)							
10186 - On Street Signage	0	0	(5,927)	5,927	0.0%	!	
10353 - Implementation of Parking Business Plan	(250,000)	0	0	0	0.0%	!	
10367 - Payment Portal for Parking Card	(80,000)	0	0	0	0.0%	!	
Total Expenditure	(63,189,222)	(5,451,577)	(4,737,122)	(714,455)	13.1%	✓	
Net Operating Surplus (Deficit)	7,690,865	519,086	1,503,113	(984,027)	(189.6%)	✗	
Facility Maintenance							
Total Revenue	1,592	0	0	0	0.0%	!	
Core Service	(12,041,914)	(1,101,282)	(666,679)	(434,603)	39.5%	✓	Mainly related to processing delay of invoices for carpark sweeping and also related to depreciation (July is based on estimated actuals pending 20/21 asset book closure).
Internal Allocations	(638,820)	(56,506)	(50,572)	(5,934)	10.5%	✓	
Internal Recovery	10,167,697	953,626	561,480	392,146	41.1%	✓	
Operating Project Expenditure	0	0	0	0	0.0%	!	
Total Expenditure	(2,513,037)	(204,162)	(155,771)	(48,391)	23.7%	✓	
Net Operating Surplus (Deficit)	(2,511,445)	(204,162)	(155,771)	(48,391)	23.7%	✓	

Detail	Revised Annual Budget	YTD Budget	YTD Actual	YTD Budget Variance \$	YTD Budget Variance %	Budget Impact	Comments on Material Variances Identified - by Service
Total Capital Project Expenditure	(47,447,502)	(2,420,845)	(1,448,114)	(972,731)	40.2%	✓	
10181 - Electricity meter Concert Hall car park	(48,000)	0	0	0	0.0%	!	
10188 - Civil Structure - JH Abrahams Revetment Wall	(388,000)	0	0	0	0.0%	!	0
10247 - MP - Minor Plant	(70,000)	0	0	0	0.0%	!	
10248 - PV1 - Medium Panel Vans	(223,540)	0	0	0	0.0%	!	
10249 - PV2 - Large Panel Van	(38,136)	0	0	0	0.0%	!	
10250 - RM0 - SP1m Rotary Mower	(54,000)	0	0	0	0.0%	!	
10252 - RM2 - Large Rotary Mowers	(172,000)	0	0	0	0.0%	!	
10253 - RS1 - Pavement Sweepers	(442,983)	0	0	0	0.0%	!	
10255 - RS3 - Road Sweeper	(405,000)	0	0	0	0.0%	!	
10256 - RT1 - Rubbish Truck <12 t GUM	(1,198,614)	0	0	0	0.0%	!	
10257 - RT2 - Rubbish Truck>20t GUM	(420,000)	0	0	0	0.0%	!	
10259 - SS - 4 Cyl Sedan	(551,000)	0	0	0	0.0%	!	
10260 - TL - Tower Lighting	(38,000)	0	0	0	0.0%	!	
10263 - TU - Tray Top Ute	(313,727)	0	(64,264)	64,264	0.0%	!	Item incorrectly accrued for. Correction journal has been processed.
10264 - UC - Crew Cab Ute	(44,500)	0	0	0	0.0%	!	
10265 - UT - Utilities	(44,500)	0	0	0	0.0%	!	
10266 - UV - Small Utility Vehicle	(90,000)	0	0	0	0.0%	!	
10296 - Renewal - Roads - Cross Over Program - Wellingto	(396,000)	0	0	0	0.0%	!	
10317 - Renewal - Electrical Lighting - Royal St	(1,549,275)	0	(77,991)	77,991	0.0%	!	Timing variance. Project on track.
10318 - Light it up Part 2	(243,000)	0	0	0	0.0%	!	
10378 - Renewal - Parks and Landscapes - Bore and Pumps	(49,500)	0	0	0	0.0%	!	
10379 - Renewal - Buildings - Asbestos Removal Program	(75,000)	0	0	0	0.0%	!	
10380 - Renewal - Buildings - Fire System - Citiplace Child ((25,000)	0	0	0	0.0%	!	
10381 - Renewal - Buildings - Toilet/change rooms Langley	(100,000)	0	0	0	0.0%	!	
10382 - Renewal - Buildings - Fire Doors	(380,000)	0	0	0	0.0%	!	
10383 - Renewal - Buildings - Fire System (Roe St Car Park)	(25,500)	0	0	0	0.0%	!	
10384 - Renewal - Buildings - Fire Equipment-State Library	(30,000)	0	0	0	0.0%	!	
10385 - Renewal - Buildings - Fixtures City Station Concour	(400,000)	0	0	0	0.0%	!	
10386 - Renewal - Buildings - Stage Repairs Town Hall	(16,000)	0	0	0	0.0%	!	
10387 - Renewal - Buildings - Fixtures Queens Gardens She	(30,000)	0	0	0	0.0%	!	
10388 - Renewal - Buildings - Citiplace External Works	(500,000)	0	0	0	0.0%	!	
10389 - Renewal - Buildings - Toilet Heirisson Island	(15,000)	0	0	0	0.0%	!	
10390 - Renewal - Buildings - Toilet His Majesty Car Park	(150,000)	0	0	0	0.0%	!	
10391 - Renewal - Buildings - Toilet Narrows Point	(15,000)	0	0	0	0.0%	!	
10392 - Renewal - Buildings - Toilet Roe St Car Park	(150,000)	0	0	0	0.0%	!	
10393 - Renewal - Buildings - Structural Harold Boas Pump	(15,000)	0	0	0	0.0%	!	
10394 - Renewal - Buildings - Structural Langley Park Pump	(20,000)	0	0	0	0.0%	!	
10395 - Renewal - Buildings - Queens Gardens Caretaker's	(35,000)	0	0	0	0.0%	!	
10397 - Renewal - Buildings - Fixtures Roe St Carpark Stair	(30,000)	0	0	0	0.0%	!	
10398 - Renewal - Buildings - Structural - Stirling Street Off	(100,000)	0	0	0	0.0%	!	
10399 - Renewal - Buildings - Universal Access Improveme	(100,000)	0	0	0	0.0%	!	
10400 - CBD Transport Projects	(1,000,000)	0	0	0	0.0%	!	
10401 - Renewal - CCTV - Car Park and On-Street Parking	(367,000)	0	0	0	0.0%	!	
10402 - Renewal - Roads - William Street	(350,000)	0	0	0	0.0%	!	
10403 - Renewal - Roads - Aberdeen St	(340,500)	0	0	0	0.0%	!	
10404 - Renewal - Roads - Arden St	(158,500)	0	0	0	0.0%	!	
10405 - Renewal - Roads - Broadway (Cooper St to Edward	(85,000)	0	0	0	0.0%	!	
10406 - Renewal - Roads - Broadway - Esplanade	(9,000)	0	0	0	0.0%	!	
10407 - Renewal - Roads - Broadway (Caporn St)	(100,500)	0	0	0	0.0%	!	
10408 - Renewal - Roads - East Pde Roundabout	(161,500)	0	0	0	0.0%	!	
10409 - Renewal - Roads - Fire Station Open Air Carpark	(276,000)	0	0	0	0.0%	!	

Detail	Revised Annual Budget	YTD Budget	YTD Actual	YTD Budget Variance \$	YTD Budget Variance %	Budget Impact	Comments on Material Variances Identified - by Service
10410 - Renewal - Roads - Hay St (Bennett St to Plain St)	(278,500)	0	0	0	0.0%	!	
10411 - Renewal - Roads - Plaistowe Mews	(73,500)	0	0	0	0.0%	!	
10412 - Renewal - Roads - Sutherland St -Troode St	(239,500)	0	0	0	0.0%	!	
10413 - Renewal - Roads - Thomas St - Hay St	(166,000)	0	0	0	0.0%	!	
10414 - Renewal - Roads - William St - Murray St	(110,000)	0	0	0	0.0%	!	
10415 - Renewal - Roads - Cross Over Program - City Wide	(22,500)	0	0	0	0.0%	!	
10416 - Renewal - Roads - Cross Over Program - Stirling St	(17,000)	0	0	0	0.0%	!	
10418 - Renewal - Riverbank - Foreshore Revetment Wall	(25,000)	0	0	0	0.0%	!	
10419 - Renewal - Electrical Lighting - Hay St - Braithwaite	(121,000)	0	0	0	0.0%	!	
10420 - Renewal - Electrical Lighting - Replace Hook Pole L	(216,000)	0	0	0	0.0%	!	
10421 - Renewal - Electrical Lighting - URBI - Northbridge	(434,000)	0	0	0	0.0%	!	
10422 - Renewal - Electrical Lighting - Claisebrook Cove So	(70,000)	0	0	0	0.0%	!	
10423 - Renewal - Electrical Lighting - Crawley Park Avenu	(190,000)	0	0	0	0.0%	!	
10424 - Renewal - Electrical Lighting - Forrest PI ace - Murr	(145,000)	0	0	0	0.0%	!	
10425 - Renewal - Electrical Lighting - Hay St (West Perth)	(30,000)	0	0	0	0.0%	!	
10426 - Renewal - Electrical Lighting - Kings Park Rd	(140,500)	0	0	0	0.0%	!	
10427 - Renewal - Electrical Lighting - Queens Gardens - P	(150,000)	0	0	0	0.0%	!	
10428 - Renewal - Electrical Lighting - Riverside Drive	(12,000)	0	0	0	0.0%	!	
10429 - Renewal - Electrical Lighting - Wellington Station F	(190,000)	0	0	0	0.0%	!	
10430 - Renewal - Electrical Lighting - West Perth Lighting	(1,500,000)	0	0	0	0.0%	!	
10432 - Renewal - Parks and Landscapes - Haig Park Circle	(39,500)	0	0	0	0.0%	!	
10433 - Renewal - Roads - MRRG - Goderich St	(141,500)	0	0	0	0.0%	!	
10434 - Renewal - Roads - MRRG - Hampden Rd	(104,000)	0	0	0	0.0%	!	
10435 - Renewal - Roads - MRRG - Plain St	(209,500)	0	0	0	0.0%	!	
10436 - Renewal - Roads - MRRG - Stirling St	(112,500)	0	0	0	0.0%	!	
10437 - Renewal - Path and Kerb - Caporn St	(43,500)	0	0	0	0.0%	!	
10438 - Renewal - Path and Kerb - Fairway	(112,000)	0	0	0	0.0%	!	
10439 - Renewal - Path and Kerb - James St	(529,000)	0	0	0	0.0%	!	
10440 - Renewal - Path and Kerb - Pier St (Aberdeen St to .	(136,500)	0	0	0	0.0%	!	
10443 - Renewal - Path and Kerb - Prowse St	(13,000)	0	0	0	0.0%	!	
10444 - Building - Council House Review and Depot Works	0	0	(469)	469	0.0%	!	Item incorrectly coded, pending correction journal.
10446 - Renewal - Buildings - Electrical	(1,332,500)	0	0	0	0.0%	!	
10447 - Renewal - Buildings - Emergency Works	(150,000)	0	(258)	258	0.0%	!	
10450 - Renewal - Buildings - Town Hall	(700,000)	0	(2,106)	2,106	0.0%	!	Accounts for initial consultation fees and charges. A majority of project costs lie in construction, which will commence during December.
10452 - Building - Fixtures & Fittings Upgrades 20 21	(60,000)	(5,200)	(34,786)	29,586	(569.0%)	✘	Accrual related variance. Invoices expected next month for works undertaken.
10454 - Renewal - Path - Aberdeen St - Fitzgerald St	(514,500)	0	0	0	0.0%	!	
10457 - Renewal - Path - Mounts Bay Rd (Narrows Bridge t	(195,500)	0	0	0	0.0%	!	
10459 - Renewal - Path - Stirling Gardens (Council House)	(150,000)	0	0	0	0.0%	!	
10460 - Building - Subsidence Renewal - PCEC Carpark	(400,000)	(320,000)	(2,400)	(317,600)	99.3%	✔	Timing variance. Project on track.
10461 - Building - Surveillance Replacements - Carparks	(144,371)	0	0	0	0.0%	!	
10462 - Building - Surveillance Upgrades	(3,786)	0	0	0	0.0%	!	
10463 - Building - Waterproofing Rectification Works - Cou	(45,000)	(10,000)	0	(10,000)	100.0%	✔	Initially expected two payments, instead the Consultant will be invoicing at the end of August for the full amount.
10466 - Renewal - CCTV - Pole Replacement Program	(35,000)	0	0	0	0.0%	!	
10468 - Renewal - Playground and Exercise Equipment	(248,000)	0	0	0	0.0%	!	
10469 - Civil Structure - Bridge Replacement - John Oldhan	(400,000)	0	0	0	0.0%	!	
10470 - Civil Structure - Bridge Replacement - Queens Gar	(132,000)	0	0	0	0.0%	!	
10473 - East Perth Foreshore PSP and Lighting Upgrade W	(1,390,000)	0	0	0	0.0%	!	0
10479 - Landscaping and Hostile Vehicle IncurSION Prevent	(386,200)	0	0	0	0.0%	!	
10485 - Renewal - Parks and Landscapes - Irrigation Progr	(430,000)	0	0	0	0.0%	!	
10486 - Renewal - Park Furniture	(50,000)	0	0	0	0.0%	!	
10487 - Renewal - Path and Kerb - Kerb Replacement Wel	(91,870)	0	0	0	0.0%	!	
10488 - Path and Kerb Upgrade	0	0	(5,566)	5,566	0.0%	!	Project budgeted in 20/21 and final delivery delayed due to third-party damage to recently built kerb that has lead to repairs being organised for July.

Detail	Revised Annual Budget	YTD Budget	YTD Actual	YTD Budget Variance \$	YTD Budget Variance %	Budget Impact	Comments on Material Variances Identified - by Service
10491 - Retail Mall Enhancement A	(730,000)	0	0	0	0.0%	!	
10507 - Roe Street Enhancement (Fitzgerald to Beaufort)	(13,900,000)	(1,765,645)	(1,154,506)	(611,140)	34.6%	✓	Project on track, variance relates to July claim being less than contractors forecasted cashflow.
10512 - Stormwater Drainage Upgrades 2020 to 21	(100,000)	0	0	0	0.0%	!	
10513 - Renewal - Street Furniture - Drinking Fountain Pro	(50,000)	0	0	0	0.0%	!	
10514 - Renewal - Street Furniture - Litter Bin Program	(270,000)	0	0	0	0.0%	!	
10516 - Renewal - Electrical Lighting - Adelaide Tce (Benne	(2,780,000)	0	(65,140)	65,140	0.0%	!	Timing variance. Project on track.
10522 - Urban Forest - Tree Infill Program	(704,500)	0	0	0	0.0%	!	
10527 - Renewal - Roads - R2R James St	(212,000)	0	0	0	0.0%	!	
10528 - Renewal - Roads - R2R Murray st (Irwin St to Victo	(53,500)	0	0	0	0.0%	!	
10530 - Renewal - Stormwater - Reline Clotilde St	(118,000)	0	0	0	0.0%	!	
10531 - Renewal - Stormwater - Lake St - Roe St	(308,000)	0	0	0	0.0%	!	
10532 - Renewal - Stormwater - Reline Richardson Stage 2	(84,500)	0	0	0	0.0%	!	
10533 - Renewal - Stormwater - Reline Royal St	(92,500)	0	0	0	0.0%	!	
10534 - Renewal - Stormwater - 118 Adelaide Tce	(25,000)	0	0	0	0.0%	!	
10535 - Renewal - Stormwater - Moore St East	(13,000)	0	0	0	0.0%	!	
10536 - Renewal - Stormwater - Mounts Bay Road	(100,000)	0	0	0	0.0%	!	
10537 - Renewal - Stormwater - Wolf Lane	(36,500)	0	0	0	0.0%	!	
10541 - Renewal - Tree Hardware	(100,000)	0	0	0	0.0%	!	
10542 - Renewal - Riverbank - Heirisson Revetment RVW0	(40,000)	0	0	0	0.0%	!	
11967 - Wellington Square Enhancement	(291,000)	0	0	0	0.0%	!	0
12082 - Two Way Hill Street (St Georges Tce - Wittnoom St	(90,000)	0	0	0	0.0%	!	
12178 - Mall Safety - Fixed Bollards	(835,000)	0	0	0	0.0%	!	
14087 - East End Revitalisation	(500,000)	(320,000)	(40,629)	(279,371)	87.3%	✓	Timing variance, pending invoices.
14109 - Bus Stop Replacement	(950,000)	0	0	0	0.0%	!	
14134 - Renewal - CCTV - Camera Replacement Program	(100,000)	0	0	0	0.0%	!	
14406 - Renewal - Electrical Lighting - Mitigation Old Bunb	(337,500)	0	0	0	0.0%	!	
14424 - Renewal - Stormwater - Pit Covers Program	(132,000)	0	0	0	0.0%	!	0
23415 - Building - Renewal - Community Facility Renewal \	(225,000)	0	0	0	0.0%	!	



City of Perth - Net Current Position

Jul - 2021

Attachment C

Detail	Annual Budget 2020/21	YTD Budget 2020/21	YTD Actual 2020/21	YTD Variance \$	%	Budget Review
Current Assets						
Cash & Cash Equivalents - Unrestricted	8,314,919	25,000,000	26,212,501	1,212,501	5%	✓
Cash & Cash Equivalents - Restricted	4,756,500	15,000,000	15,539,973	539,973	4%	✓
Investments - Municipal Fund	21,910,112	25,000,000	26,733,805	1,733,805	7%	✓
Investments - Reserves	110,000,000	91,000,000	91,000,000	0	0%	!
Receivables - Rates	1,923,145	133,000,000	133,003,188	3,188	0%	✗
Receivables - Trade & Other Receivables	6,682,443	6,000,000	5,919,698	(80,302)	(1%)	✓
Inventories	837,190	835,000	776,236	(58,764)	(7%)	✓
Deposits & Prepayments	1,388,979	2,750,000	3,452,367	702,367	26%	✗
Prepaid Parking Levy	0	16,000,000	15,596,239	(403,761)	(3%)	
Sub Total	155,813,288	314,585,000	318,234,007	3,649,007	1%	
Current Liabilities						
Trade & Other Payables	(25,432,826)	(60,000,000)	(65,880,738)	(5,880,738)	(10%)	✗
Borrowings	(705,434)	(3,192,554)	(3,192,554)	0	0%	!
Lease Liabilities	0	0	(64,114)	(64,114)	0%	!
Employee Entitlements	(10,966,987)	(11,500,000)	(11,318,191)	181,809	2%	✓
Sub Total	(37,105,247)	(74,692,554)	(80,455,597)	(5,763,043)	8%	
Unadjusted Net Assets	118,708,041	239,892,446	237,778,410	(2,114,036)	(1%)	✗
Less:						
Restricted Cash - Reserves	(114,756,500)	(106,000,000)	(106,539,973)	(539,973)	(1%)	✓
Add:						
Current Portion of Borrowings	705,434	3,192,554	3,192,554	0	0%	!
Employee Benefit Provisions	0	0	0	0	0%	!
Lease Liabilities	0	0	64,114	64,114	0%	!
Adjusted Net Current Assets	4,656,975	137,085,000	134,495,105	(2,589,895)	(2%)	✗
Net Cash Position						
Cash on Hand - Unrestricted	8,314,919	25,000,000	26,212,501	1,212,501	5%	✓
Money Market Instruments - Unrestricted	21,910,112	25,000,000	26,733,805	1,733,805	7%	✓
Unrestricted Cash	30,225,031	50,000,000	52,946,306	2,946,306		
Cash on Hand - Restricted	4,756,500	15,000,000	15,539,973	539,973	4%	✓
Money Market Instruments Restricted	110,000,000	91,000,000	91,000,000	0	0%	!
Restricted Cash	114,756,500	106,000,000	106,539,973	539,973		
Net Cash	144,981,531	156,000,000	159,486,279	3,486,279	2%	✓



Cash Investments

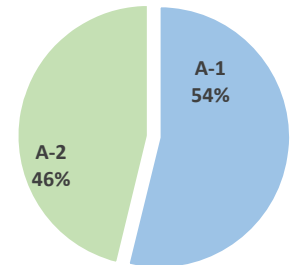
Investment Portfolio Based on Credit Rating

Exposure of the investment portfolio is controlled by restricting the overall investments based on their Credit Rating.

Credit Rating	Total Invested	Actual Exposure %	Policy Limit	Compliance
A-1	\$ 75,760,108	54%	100%	✓
A-2	\$ 65,004,506	46%	60%	✓
Total	\$ 140,764,614	100%		

* A-1 also includes A-1+

Portfolio based on Credit Rating



Investment Portfolio Based on Institution

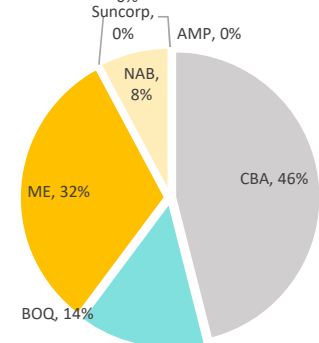
Exposure to an individual Australian deposit taking Institution or government will be restricted by their credit rating so that single entity exposure is limited.

S&P Short Term Credit Rating of A-1 - individual maximum limit 45%

S&P Short Term Credit Rating of A-2 - individual maximum limit 30%

Institution	Total Invested	Actual Exposure %	Policy Limit	Compliance
AMP	4,506	0%	30%	✓
CBA	64,760,108	46%	45%	✗
BOQ	20,000,000	14%	30%	✓
ME	45,000,000	32%	30%	✗
Macquarie	-	0%	45%	✓
NAB	11,000,000	8%	45%	✓
Suncorp	-	0%	45%	✓
Total	140,764,614	100%		

Investment Portfolio Based on Institution

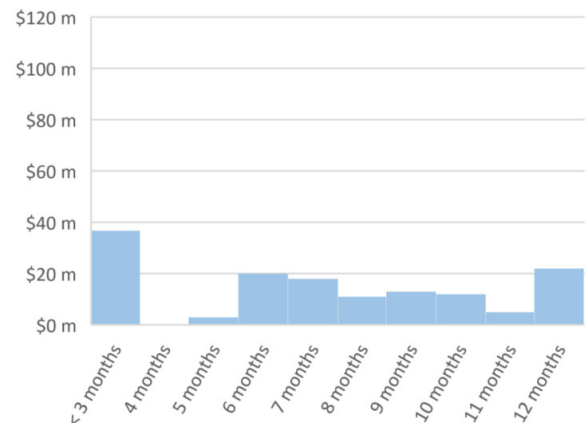


Investment Portfolio Based on Term to Maturity

Term of investment is based on restrictions per Investment policy and cashflow requirements.

Term	Value \$
< 3 months	\$ 36,764,614
4 months	\$ -
5 months	\$ 3,000,000
6 months	\$ 20,000,000
7 months	\$ 18,000,000
8 months	\$ 11,000,000
9 months	\$ 13,000,000
10 months	\$ 12,000,000
11 months	\$ 5,000,000
12 months	\$ 22,000,000
Total	\$ 140,764,614

Investment - Term to Maturity





City of Perth Investment Report

Cash Investments

Investment in Managed Funds - (Colonial First State Share Index Fund)

In 2008, the City invested in managed funds via Colonial First State Share Index Fund. Clause 44 (Local Government Act 1995, Transitional provisions, allow Local Governments to continue to hold any existing investments made prior to insertion of regulation 19C under grandfathering arrangements.

	Opening Value 1-Jul-21	Units Held 1-Jul-21	Closing Value 31-Jul-21	Units Held 31-Jul-21	Movement in Value \$	
CFS Wsale Index Aust Share	6,660,917	5,178,354	6,733,805	5,179,053	72,889	▲
Total	6,660,917	5,178,354	6,733,805	5,179,053	72,889	

Short Term Investments

Funds Held in OnCall Accounts:

Following is a list of investments categorised as Cash and Cash Equivalents due to their short term maturity (being less than 3 months) from date of purchase.

	S & P Credit Rating	Amount Invested \$	Interest Rate %	Term (Days)	Maturity Date	Earnings YTD \$
Municipal Fund						
AMP Notice		4,506	0.55%	OnCall	11am	2
	A-2	4,506				2
CBA Online Saver		14,733,851	0.20%	OnCall	11am	630
	A-1	14,733,851				630
Total - Municipal Fund		14,738,357				632
Reserve Fund						
CBA Online Saver		15,026,257	0.20%	OnCall	11am	936
	A-1	15,026,257				936
Total - Reserve Fund		15,026,257				936
Total		29,764,614				1,568



City of Perth Investment Report

Cash Investments

Longer Term Investments

Term Deposits:

This line reports funds held in Term Deposits with a maturity of greater than 3 months

	S & P Credit Rating	Amount Invested \$	Interest Rate %	Term (Days)	Maturity Date	Projected Earnings \$
Municipal Fund						
CBA		8,000,000	0.43%	275	16-Dec-21	25,918
CBA		5,000,000	0.43%	266	15-Dec-21	15,668
CBA		7,000,000	0.49%	365	15-Mar-22	34,300
	A-1	20,000,000				75,886
Total - Municipal Fund		20,000,000				75,886
Reserve Fund						
Bank of Queensland		3,000,000	0.40%	365	18-Feb-22	12,000
Bank of Queensland		7,000,000	0.40%	189	30-Sep-21	14,499
Bank of Queensland		1,000,000	0.55%	365	05-Nov-21	5,500
Bank of Queensland		3,000,000	0.45%	180	17-Nov-21	6,658
Bank of Queensland		6,000,000	0.45%	235	11-Feb-22	17,384
	A-2	20,000,000				56,040
ME Bank		7,000,000	0.45%	237	15-Dec-21	20,453
ME Bank		7,000,000	0.40%	105	18-Aug-21	8,055
ME Bank		5,000,000	0.45%	231	22-Dec-21	14,240
ME Bank		6,000,000	0.45%	259	19-Jan-22	19,159
ME Bank		7,000,000	0.45%	315	16-Mar-22	27,185
ME Bank		5,000,000	0.50%	357	14-Apr-22	24,452
ME Bank		8,000,000	0.50%	189	20-Jan-22	20,712
	A-2	45,000,000				134,256
CBA		5,000,000	0.39%	208	15-Dec-21	11,112
CBA		5,000,000	0.42%	299	16-Mar-22	17,203
CBA		5,000,000	0.42%	328	14-Apr-22	18,871
	A-1	15,000,000				47,186
NAB		3,000,000	0.35%	365	18-Feb-22	10,500
NAB		8,000,000	0.55%	365	17-Nov-21	44,000
	A-1	11,000,000				54,500
Total - Reserve Fund		91,000,000				291,982
Total Funds Invested > 3 months		111,000,000				367,868

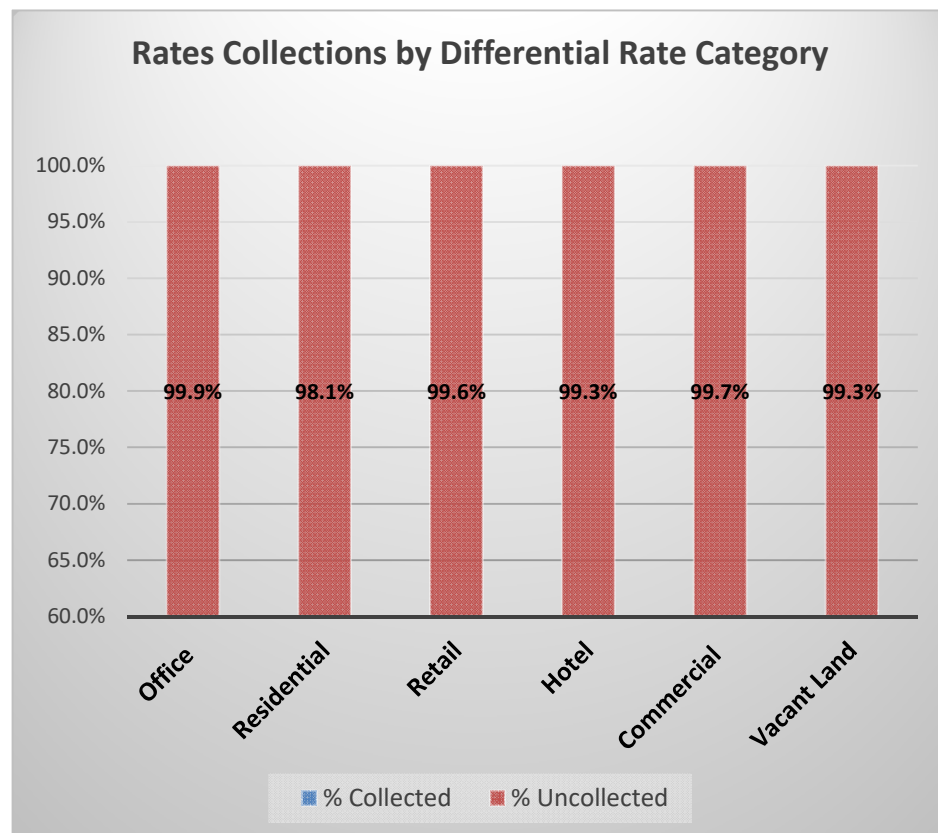


Rates Collection Profile

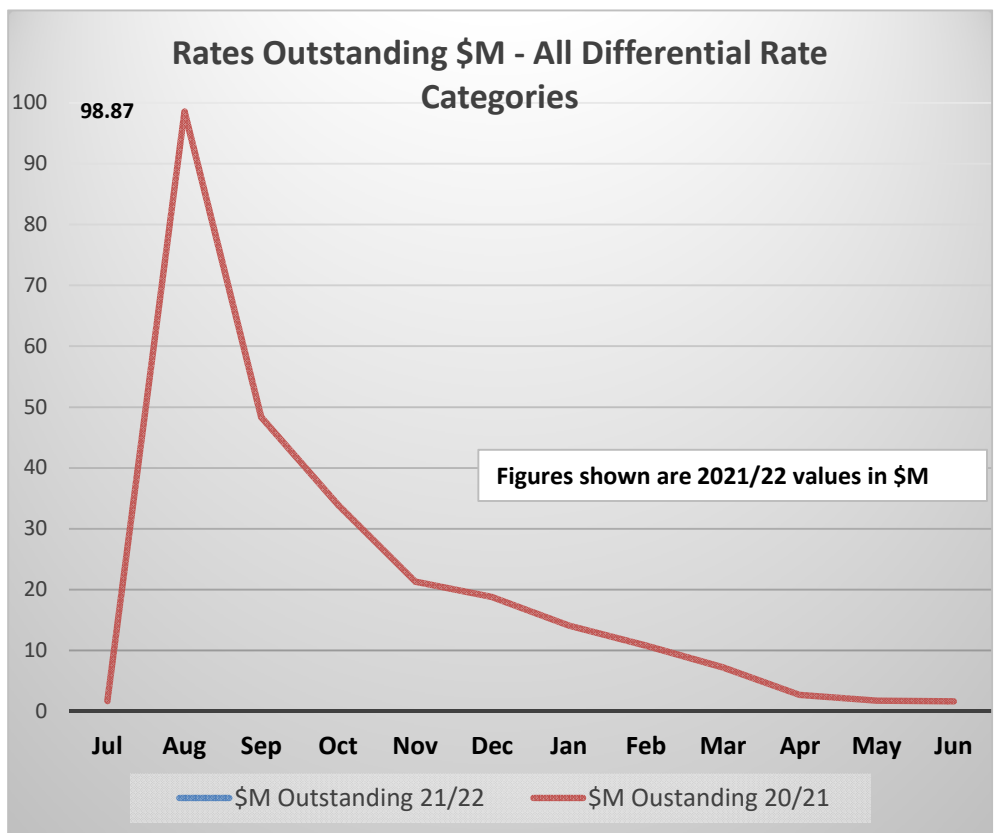
Differential Rating Category	Number of Properties	Rates Collectible (inc Arrears)	Amounts Collected	Rates Uncollected	Percentage Collected	Target Attained
Office	2,384	\$53,511,321.80	\$43,264.77	53,468,057	0.1%	✓
Residential	15,714	\$21,139,094.12	\$405,281.08	20,733,813	1.9%	✓
Retail	522	\$8,320,794.16	\$33,635.76	8,287,158	0.4%	✓
Hotel	1,362	\$7,902,613.99	\$56,790.53	7,845,823	0.7%	✓
Commercial	723	\$7,570,805.18	\$21,031.41	7,549,774	0.3%	✓
Vacant Land	77	\$995,488.96	\$6,512.95	988,976	0.7%	✓
Grand Total	20,782	99,440,118	566,517	98,873,602	0.6%	✓

These are the Rates Collections by Differential Property Category before the Due Date for Rates Installment No 1 (03 September) has passed

Graph 1:



Graph 2:



Note: Graph 2 above indicates collection profiles across both the 2021/22 financial year and 2020/21 year for the July period.

Rates Instalment Due Date Collections

Installment Date	% Collected - All Categories
1st Installment - 03 September 2021	44.0%
2nd Installment - 05 November 2021	-
3rd Installment - 07 January 2022	-
4th Installment - 11 March 2022	-
Rates Collected - 30 June 2022	-

Payment Arrangements

Rates Debt Status	No of Properties
Prior Year - Financial Hardship Payment Arrangement	4
Prior Year - Payment Arrangement	7
Current Year	
Paid in Full	-
Payment Arrangement Approved	-
Contact Made - Arrangement Pending	0
Contact Attempted - No Response	0
Awaiting Property Settlement	23
Legal Action could be taken	38
Could be referred for Legal Action	38
Legal Action	10
2nd Time on Legal Action List	7
Repeated GPC orders served	21
	38

Financial Hardship Applications

In 20/21, 17 ratepayers completed financial hardship applications.
4 applicants representing \$79K are still outstanding
There are no new applicants in 2021/22 to date.

Differential Rates Category	No of Properties
Office	0
Residential (\$10K)	3
Retail	0
Hotel (\$69K)	1
Commercial	0
Vacant Land	0
	4

14.2 Schedule of Accounts Paid – July 2021

Responsible Officer	Michael Kent - Project Director - Strategic Finance (CFO)
Voting Requirement	Simple Majority
Attachments	Attachment 14.2A Schedule of Payments July 2021

Purpose

The purpose of this report is for Council to note details of payments made under delegated authority for the month of July 2021.

Recommendation

That Council:

1. RECEIVES the Schedule of Accounts Paid for the period ended 30 July 2021 (Attachment 14.2A)
2. RECORDS in the Ordinary Council Meeting minutes the summary of accounts paid being:

Total Accounts Paid	
Municipal Fund	18,952,181.64
Trust Fund	\$0
Total - All Funds	\$18,952,181.64

Background

1. In accordance with Regulation 13(2) and 13(3) of the *Local Government (Financial Management) Regulations 1996*, where this power has been delegated, a list of payments for each month is to be compiled and presented to the Council. The Chief Executive Officer is delegated this authority under Delegation 1.2.10.
2. This authority has then been subdelegated to the General Manager Corporate Services and Project Director Strategic Finance (CFO).
3. The listing of payments with full disclosure of all required information, is presented as Attachment 14.2A.
4. The listing of payments was made available to the Elected Members via the Council Hub, ahead of the agenda distribution, to provide additional time for review.
5. This summary report then facilitates the acknowledgement of the listing having been received.

Discussion

6. The Schedule of Accounts Paid (Attachment 14.2A) contains the following payments made under Delegated Authority 2.14 - Payments from the Municipal & Trust Fund:

Schedule of Accounts Paid - July 2021		
Municipal Fund		
EFT & Cheque Payments	Direct Creditor Payments	15,620,206.73
Sub Total - EFT & Cheques		15,620,206.73
Direct Debits	Bank Charges and Merchant Fees	4,141.65
Sub Total - Direct Debits		4,141.65
Payroll	02/07/2021	1,634,748.81
	16/07/2021	1,680,615.43
Sub Total - Payroll		3,315,364.24
Corporate Cards	July 2021	12,469.02
Sub Total - Cards		12,469.02
Total per Attachment 14.2A		18,952,181.64
Total Payments from Municipal Fund		
New Investments	(Not Rollover Investments)	0
Trust Fund		
Trust EFT & Cheques		0
Total - Trust Funds		0

Stakeholder Engagement

7. As the contents of this report focus on the organisation's recent past financial performance, no external consultation is relevant to the preparation of this report.

Decision Implications

8. In Council's acknowledgement of receiving the Schedule of Accounts Paid will meet its statutory obligation under regulation 13(1) of the *Local Government (Financial Management) Regulations 1996*.

Strategic, Legislative and Policy Implications

Strategy	
Pillar (Outcome)	Prosperous
Relevant Documents (Issue Specific Strategies and Plans)	Nil.

Legislation, Delegation of Authority and Policy	
Legislation:	<p>Section 6.10 of the <i>Local Government Act 1995</i></p> <p>Regulation 13 (1) of the <i>Local Government (Financial Management) Regulations 1996</i></p> <p>This section of the Act and the related regulation prescribes the requirement to prepare a list of all payments made for each month and to present them to Council. The Schedule of Accounts Paid (the 'list') should contain, for each payment:</p> <ul style="list-style-type: none"> • Payee Name. • Amount of the Payment. • Date of the Payment. • Sufficient information to identify the transaction.
Authority of Council/CEO	<p>In accordance with Regulation 13(2) and 13(3) of the <i>Local Government (Financial Management) Regulations 1996</i>, where this power has been delegated, a list of payments for each month is to be compiled and presented to the Council.</p> <p>Delegated Authority 2.14 has been granted to the Chief Executive Officer to make payments from the Municipal and Trust Funds.</p> <p>This authority has then been subdelegated to the General Manager Corporate Services and Project Director Strategic Finance (CFO).</p>
Policy:	Nil.

Financial Implications

9. There are no direct financial implications of receiving this report as it reflects a historical accounting of financial transactions that were provided for in the adopted budget (as amended).

Further information

Nil.



City of Perth

Schedule of Accounts Paid - Municipal Fund

For the Period: 01/07/2021-31/07/2021

Payment Date	Document	Invoice Number	Payee	Payment Details	Payment Amount
Cheque/EFT FNumber 003428					120.00
15/07/2021	\$APINVCE	08062021	Gwenda May Uren	Tuesday Morning Show 20 April Gwenda Ure	120.00
Cheque/EFT FNumber 003429					49.00
15/07/2021	\$APINVCE	FVA/2443	MARYANN TSAI	Temp food vendor - Refund	49.00
Cheque/EFT FNumber 003430					8.00
15/07/2021	\$APINVCE	9001919909	WATER CORPORATION	227 NEWCASTLE ST NRTHBDGE	8.00
Cheque/EFT FNumber 003431					99.00
26/07/2021	\$APINVCE	EV2020/68	Michael F Arangio	Event application fee refund EV-2020/68	99.00
Cheque/EFT FNumber 003432					9,717.82
26/07/2021	\$APINVCE	9017975825	WATER CORPORATION	Trade waste permit - Community Centre	329.52
26/07/2021	\$APINVCE	9009384048	WATER CORPORATION	Shop 16/376 Wellington, Perth	489.63
26/07/2021	\$APINVCE	9009384013	WATER CORPORATION	Shop 2/378 Wellington St, Perth	489.63
26/07/2021	\$APINVCE	9009383993	WATER CORPORATION	Shop 11/376 Wellington St, Perth	587.55
26/07/2021	\$APINVCE	9001939192	WATER CORPORATION	Shop 1 & 15/378 Wellington St, Perth	285.64
26/07/2021	\$APINVCE	9018906514	WATER CORPORATION	Car Park 111 Goderich St, East Perth	48.55
26/07/2021	\$APINVCE	9017137987	WATER CORPORATION	Shop 3/378 Wellington St, Perth	254.73
26/07/2021	\$APINVCE	9016839696	WATER CORPORATION	Kiosk Shop 7/376 Wellington St, Perth	276.56
26/07/2021	\$APINVCE	9016721671	WATER CORPORATION	Kiosk Shop 6/376-42 Wellington St, Perth	257.14
26/07/2021	\$APINVCE	9013550387	WATER CORPORATION	Car Park Mounts day Road, Perth	48.96
26/07/2021	\$APINVCE	9011664882	WATER CORPORATION	Restaurant 81 Royal St, East Perth	555.05
26/07/2021	\$APINVCE	9011664874	WATER CORPORATION	Restaurant 81 Royal St, East Perth	279.36
26/07/2021	\$APINVCE	9011664866	WATER CORPORATION	Shop 81 Royal St, East Perth	314.69
26/07/2021	\$APINVCE	9011664858	WATER CORPORATION	Hairdresser 81 Royal St, East Perth	252.42
26/07/2021	\$APINVCE	9011261186	WATER CORPORATION	Shop 5/376 Wellington St, Perth	271.09
26/07/2021	\$APINVCE	9010759521	WATER CORPORATION	Shops 129 James St, Northbridge	1,810.10
26/07/2021	\$APINVCE	9001939184	WATER CORPORATION	Shop 9/376 Wellington St, Perth	342.95
26/07/2021	\$APINVCE	9001939176	WATER CORPORATION	shop 8-10/376 Wellington St, Perth	358.49
26/07/2021	\$APINVCE	9001938990	WATER CORPORATION	Shop 12-14/378 Wellington St, Perth	1,083.63
26/07/2021	\$APINVCE	9001938528	WATER CORPORATION	Car Park 4 Forrest Pl, Perth	391.70
26/07/2021	\$APINVCE	9001938499	WATER CORPORATION	Shop 4 Forrest Pl, Perth	610.11
26/07/2021	\$APINVCE	9001936848	WATER CORPORATION	Shop 1-5/84-96 Murray St, Perth	380.32
Cheque/EFT FNumber 080621					618.40
27/07/2021	\$APINVCE	080621	Max Klau	Leadership development coaching	618.40
Cheque/EFT FNumber 216330					506.39
2/07/2021	\$APINVCE	265435	EUROPEAN FOODS PTY LTD	COP Coffee supplies : European foods	506.39
Cheque/EFT FNumber 216331					2,781.11
2/07/2021	\$APINVCE	01069434	CTIS PTY LTD	Ticket Machine (APM) Audit Fees 2020-21	2,781.11
Cheque/EFT FNumber 216332					8,542.82
2/07/2021	\$APINVCE	8079/8061	STILES ELECTRICAL SERVICES	Reverse retention credit	8,542.82
Cheque/EFT FNumber 216333					1,680.00
2/07/2021	\$APINVCE	38547884	NESPRESSO	Coffee Supplies for Level 7	1,188.00
2/07/2021	\$APINVCE	38543613	NESPRESSO	Coffee Supplies for Level 7	492.00
Cheque/EFT FNumber 216334					130.26
2/07/2021	\$APINVCE	110356	ROSMECH SALES AND SERVICE PTY LTD	Replacement Hopper Control Switch for Ha	130.26
Cheque/EFT FNumber 216335					33,000.00
2/07/2021	\$APINVCE	INV-0017	PERTH EDUCATION CITY	Econ Dev Sponsorship - Study Perth Inter	33,000.00
Cheque/EFT FNumber 216336					10,869.82
2/07/2021	\$APINVCE	70369452	ALINTA SALES PTY LTD	James St, Northbridge	446.65
2/07/2021	\$APINVCE	70369339	ALINTA SALES PTY LTD	Henry Lawson Walk, East Perth	667.29
2/07/2021	\$APINVCE	70369344	ALINTA SALES PTY LTD	Unit A/160 Hay St, East Perth	382.11
2/07/2021	\$APINVCE	70369342	ALINTA SALES PTY LTD	83 Royal St, East Perth	1,861.84
2/07/2021	\$APINVCE	70370696	ALINTA SALES PTY LTD	Parkway, Nedlands	515.94
2/07/2021	\$APINVCE	70369462	ALINTA SALES PTY LTD	Barrack St, Perth	805.89
2/07/2021	\$APINVCE	70369343	ALINTA SALES PTY LTD	Hay St, Perth	913.43
2/07/2021	\$APINVCE	70369332	ALINTA SALES PTY LTD	Plain St, East Perth	253.73
2/07/2021	\$APINVCE	70369460	ALINTA SALES PTY LTD	Suite B1/Hay St, Perth	583.61
2/07/2021	\$APINVCE	70369331	ALINTA SALES PTY LTD	Unit A/2 Plain St, East Perth	1,701.90
2/07/2021	\$APINVCE	70369336	ALINTA SALES PTY LTD	Nelson Cres, East Perth	594.04
2/07/2021	\$APINVCE	70369346	ALINTA SALES PTY LTD	nelson Cres, East Perth	816.10
2/07/2021	\$APINVCE	70369393	ALINTA SALES PTY LTD	Unit 3/129 James St, Perth	939.44
2/07/2021	\$APINVCE	70369469	ALINTA SALES PTY LTD	Unit 1/Riverside Dr, Perth	387.85
Cheque/EFT FNumber 216337					3,325.91
2/07/2021	\$APINVCE	240491	MAJESTIC PLUMBING	VARIOUS SITES - UNPLANNED PLUMBING MAINT	199.43
2/07/2021	\$APINVCE	240490	MAJESTIC PLUMBING	VARIOUS SITES - UNPLANNED PLUMBING MAINT	724.43
2/07/2021	\$APINVCE	240489	MAJESTIC PLUMBING	VARIOUS SITES - UNPLANNED PLUMBING MAINT	174.79
2/07/2021	\$APINVCE	240440	MAJESTIC PLUMBING	VARIOUS SITES - UNPLANNED PLUMBING MAINT	343.09
2/07/2021	\$APINVCE	240469	MAJESTIC PLUMBING	VARIOUS SITES - UNPLANNED PLUMBING MAINT	87.40
2/07/2021	\$APINVCE	240371	MAJESTIC PLUMBING	VARIOUS SITES - UNPLANNED PLUMBING MAINT	736.89
2/07/2021	\$APINVCE	239897	MAJESTIC PLUMBING	VARIOUS SITES - UNPLANNED PLUMBING MAINT	636.79



City of Perth

Schedule of Accounts Paid - Municipal Fund

For the Period: 01/07/2021-31/07/2021

Payment Date	Document	Invoice Number	Payee	Payment Details	Payment Amount
2/07/2021	\$APINVCE	240283	MAJESTIC PLUMBING	VARIOUS SITES - UNPLANNED PLUMBING MAINT	268.47
2/07/2021	\$APINVCE	239961	MAJESTIC PLUMBING	VARIOUS SITES - UNPLANNED PLUMBING MAINT	154.62
Cheque/EFT FNumber 216338			ACCESS BRICKPAVING CO		298,518.58
2/07/2021	\$APINVCE	00280536	ACCESS BRICKPAVING CO	REHABILITATION WORKS - PERTH CONVENTION	227,860.63
2/07/2021	\$APINVCE	00070539	ACCESS BRICKPAVING CO	10522 Urban Forest infill planting progr	9,026.05
2/07/2021	\$APINVCE	00170522	ACCESS BRICKPAVING CO	10522 Urban Forest infill planting progr	42,059.60
2/07/2021	\$APINVCE	00280532	ACCESS BRICKPAVING CO	10100 MOORE STREET TREE INSTALLATION HA	16,490.10
2/07/2021	\$APINVCE	00280533	ACCESS BRICKPAVING CO	Replacement trees - Moore Street - 3x st	3,082.20
Cheque/EFT FNumber 216339			SUNNY INDUSTRIAL BRUSHWARE		1,464.71
2/07/2021	\$APINVCE	00023498	SUNNY INDUSTRIAL BRUSHWARE	Annual Sweeper Brush Blanket Order for 3	1,464.71
Cheque/EFT FNumber 216340			DEPARTMENT OF TRANSPORT		1,494.90
2/07/2021	\$APINVCE	04 1000080779/1582	DEPARTMENT OF TRANSPORT	Claisebrook Jetty Renewal Fee	1,494.90
Cheque/EFT FNumber 216341			EOS ELECTRICAL		16,594.59
2/07/2021	\$APINVCE	00014655	EOS ELECTRICAL	Electrical maintenance of street lights	447.15
2/07/2021	\$APINVCE	00014659	EOS ELECTRICAL	Electrical maintenance of street lights	463.32
2/07/2021	\$APINVCE	00014660	EOS ELECTRICAL	Electrical maintenance of street lights	463.32
2/07/2021	\$APINVCE	00014661	EOS ELECTRICAL	Electrical maintenance of street lights	449.24
2/07/2021	\$APINVCE	00014662	EOS ELECTRICAL	Electrical maintenance of street lights	447.15
2/07/2021	\$APINVCE	00014663	EOS ELECTRICAL	Electrical maintenance of street lights	449.24
2/07/2021	\$APINVCE	00014664	EOS ELECTRICAL	Electrical maintenance of street lights	449.24
2/07/2021	\$APINVCE	00014672	EOS ELECTRICAL	Electrical maintenance of street lights	449.24
2/07/2021	\$APINVCE	00014674	EOS ELECTRICAL	Electrical maintenance of street lights	449.02
2/07/2021	\$APINVCE	00014856	EOS ELECTRICAL	Electrical maintenance of street lights	440.00
2/07/2021	\$APINVCE	00014467	EOS ELECTRICAL	Electrical maintenance of street lights	487.39
2/07/2021	\$APINVCE	00014470	EOS ELECTRICAL	Electrical maintenance of street lights	495.55
2/07/2021	\$APINVCE	00014682	EOS ELECTRICAL	Electrical maintenance of street lights	1,460.69
2/07/2021	\$APINVCE	00014648	EOS ELECTRICAL	Electrical maintenance of street lights	447.15
2/07/2021	\$APINVCE	00014649	EOS ELECTRICAL	Electrical maintenance of street lights	450.18
2/07/2021	\$APINVCE	00014650	EOS ELECTRICAL	Electrical maintenance of street lights	447.15
2/07/2021	\$APINVCE	00014651	EOS ELECTRICAL	Electrical maintenance of street lights	447.15
2/07/2021	\$APINVCE	00014652	EOS ELECTRICAL	Electrical maintenance of street lights	447.15
2/07/2021	\$APINVCE	00014653	EOS ELECTRICAL	Electrical maintenance of street lights	447.15
2/07/2021	\$APINVCE	00014656	EOS ELECTRICAL	Electrical maintenance of street lights	447.15
2/07/2021	\$APINVCE	00014657	EOS ELECTRICAL	Electrical maintenance of street lights	447.15
2/07/2021	\$APINVCE	00014466	EOS ELECTRICAL	Electrical maintenance of street lights	1,114.30
2/07/2021	\$APINVCE	00014801	EOS ELECTRICAL	Electrical maintenance of street lights	1,660.89
2/07/2021	\$APINVCE	00014644	EOS ELECTRICAL	Electrical maintenance of street lights	447.15
2/07/2021	\$APINVCE	00014645	EOS ELECTRICAL	Electrical maintenance of street lights	447.65
2/07/2021	\$APINVCE	00014646	EOS ELECTRICAL	Electrical maintenance of street lights	366.52
2/07/2021	\$APINVCE	00014647	EOS ELECTRICAL	Electrical maintenance of street lights	450.56
2/07/2021	\$APINVCE	00014972	EOS ELECTRICAL	Electrical maintenance of street lights	184.20
2/07/2021	\$APINVCE	00014985	EOS ELECTRICAL	Electrical maintenance of street lights	111.05
2/07/2021	\$APINVCE	00014987	EOS ELECTRICAL	Electrical maintenance of street lights	67.65
2/07/2021	\$APINVCE	00014988	EOS ELECTRICAL	Electrical maintenance of street lights	182.15
2/07/2021	\$APINVCE	00014990	EOS ELECTRICAL	Electrical maintenance of street lights	135.30
2/07/2021	\$APINVCE	00014639	EOS ELECTRICAL	Electrical maintenance of street lights	449.24
2/07/2021	\$APINVCE	00014654	EOS ELECTRICAL	Electrical maintenance of street lights	447.15
Cheque/EFT FNumber 216342			GILMOUR & JOOSTE ELECTRICAL		13,361.24
2/07/2021	\$APINVCE	INV-14297	GILMOUR & JOOSTE ELECTRICAL	Investigate & repair communication cable	584.65
2/07/2021	\$APINVCE	INV-14295	GILMOUR & JOOSTE ELECTRICAL	VARIOUS SITES - UNPLANNED ELECTRICAL MAI	283.86
2/07/2021	\$APINVCE	INV-14296	GILMOUR & JOOSTE ELECTRICAL	VARIOUS SITES - UNPLANNED ELECTRICAL MAI	282.45
2/07/2021	\$APINVCE	INV-14281	GILMOUR & JOOSTE ELECTRICAL	Electrical maintenance for street lighti	164.33
2/07/2021	\$APINVCE	INV-14282	GILMOUR & JOOSTE ELECTRICAL	Electrical maintenance for street lighti	157.95
2/07/2021	\$APINVCE	INV-14115	GILMOUR & JOOSTE ELECTRICAL	Electrical maintenance for street lighti	164.33
2/07/2021	\$APINVCE	INV-14124	GILMOUR & JOOSTE ELECTRICAL	Electrical maintenance for street lighti	179.40
2/07/2021	\$APINVCE	INV-14127	GILMOUR & JOOSTE ELECTRICAL	Electrical maintenance for street lighti	571.00
2/07/2021	\$APINVCE	INV-14112	GILMOUR & JOOSTE ELECTRICAL	Electrical maintenance for street lighti	164.33
2/07/2021	\$APINVCE	INV-14113	GILMOUR & JOOSTE ELECTRICAL	Electrical maintenance for street lighti	55.00
2/07/2021	\$APINVCE	INV-14114	GILMOUR & JOOSTE ELECTRICAL	Electrical maintenance for street lighti	164.33
2/07/2021	\$APINVCE	INV-12301	GILMOUR & JOOSTE ELECTRICAL	Electrical maintenance for street lighti	1,079.77
2/07/2021	\$APINVCE	INV-14283	GILMOUR & JOOSTE ELECTRICAL	Electrical maintenance for street lighti	408.50
2/07/2021	\$APINVCE	INV-14279	GILMOUR & JOOSTE ELECTRICAL	Electrical maintenance for street lighti	701.40
2/07/2021	\$APINVCE	INV-14284	GILMOUR & JOOSTE ELECTRICAL	Electrical maintenance for street lighti	138.05
2/07/2021	\$APINVCE	INV-14117	GILMOUR & JOOSTE ELECTRICAL	Electrical maintenance for street lighti	55.00
2/07/2021	\$APINVCE	INV-14128	GILMOUR & JOOSTE ELECTRICAL	Electrical maintenance for street lighti	112.42
2/07/2021	\$APINVCE	INV-12259	GILMOUR & JOOSTE ELECTRICAL	Electrical maintenance for street lighti	231.14
2/07/2021	\$APINVCE	INV-12065	GILMOUR & JOOSTE ELECTRICAL	Electrical maintenance for street lighti	6,753.13
2/07/2021	\$APINVCE	INV-13991	GILMOUR & JOOSTE ELECTRICAL	Electrical maintenance for street lighti	1,110.20
Cheque/EFT FNumber 216343			IMPERIAL GLASS		1,320.00



City of Perth

Schedule of Accounts Paid - Municipal Fund

For the Period: 01/07/2021-31/07/2021

Payment Date	Document	Invoice Number	Payee	Payment Details	Payment Amount
2/07/2021	\$APINVCE	00201889	IMPERIAL GLASS	GLAZING MAINTENANCE - VARIOUS SITES - 20	792.00
2/07/2021	\$APINVCE	00201816	IMPERIAL GLASS	GLAZING MAINTENANCE - VARIOUS SITES - 20	528.00
Cheque/EFT FNumber 216344		SILVERSPRING TRUST T/AS TJ DEPIAZZI & SONS			1,515.36
2/07/2021	\$APINVCE	115329	SILVERSPRING TRUST T/AS TJ DEPIAZZI & SONS	2 x 20m3 loads of Pine Bark mulch	1,515.36
Cheque/EFT FNumber 216345		LIGHTSPEED COMMUNICATIONS AUSTRALIA PTY LTD t/as LIGHTSPEED			3,034.32
2/07/2021	\$APINVCE	87294	LIGHTSPEED COMMUNICATIONS AUSTRALIA PTY LTD	Fibre optic cabling to the Aberdeen St a	3,034.32
Cheque/EFT FNumber 216346		DEPARTMENT OF MINES INDUSTRY REGULATION AND SAFETY			85,227.02
2/07/2021	\$APINVCE	502165	DEPARTMENT OF MINES INDUSTRY REGULATION AND SAFETY	DEPARTMENT OF MINES INDUSTRY REGULATION ANC BUILDING SERVICE LEVY - JUNE 2021	85,227.02
Cheque/EFT FNumber 216347		McLEODS BARRISTERS AND SOLICITORS			5,007.75
2/07/2021	\$APINVCE	117721	McLEODS BARRISTERS AND SOLICITORS	Legal consultancy service - review of dr	5,007.75
Cheque/EFT FNumber 216348		ELECTRICITY GENERATION AND RETAIL CORPORATION			1,473.08
2/07/2021	\$APINVCE	2021276865	ELECTRICITY GENERATION AND RETAIL CORPORATION	18 Stirling St, Perth	437.21
2/07/2021	\$APINVCE	2005275424	ELECTRICITY GENERATION AND RETAIL CORPORATION	8 Aberdeen St, Perth	625.33
2/07/2021	\$APINVCE	2013280810	ELECTRICITY GENERATION AND RETAIL CORPORATION	Lot 0 Copper St, Nedlands	114.29
2/07/2021	\$APINVCE	2013280809	ELECTRICITY GENERATION AND RETAIL CORPORATION	Lot 10020 Hackett Dr, Crawley	296.25
Cheque/EFT FNumber 216349		The Trustee for ATIM, Enterprise, Tauranga t/as ATI-Mirage			369.00
2/07/2021	\$APINVCE	00041292	The Trustee for ATIM, Enterprise, Tauranga t/as ATI-Mirage	ATI-M Excel Training for Parking staff	369.00
Cheque/EFT FNumber 216350		AUSTRALIAN HVAC SERVICES			6,885.45
2/07/2021	\$APINVCE	61246	AUSTRALIAN HVAC SERVICES	HVAC Planned Maintenance for 2020/2021 F	6,885.45
Cheque/EFT FNumber 216351		WEST COAST SPRING WATER PTY LTD T/AS AUSSIE NATURAL SPRING W			440.00
2/07/2021	\$APINVCE	1928471	WEST COAST SPRING WATER PTY LTD T/AS AUSSIE NATURAL SPRING WATER	PLANNED MAINTENANCE - 20	44.00
2/07/2021	\$APINVCE	1928472	WEST COAST SPRING WATER PTY LTD T/AS AUSSIE NATURAL SPRING WATER	PLANNED MAINTENANCE - 20	44.00
2/07/2021	\$APINVCE	1952351	WEST COAST SPRING WATER PTY LTD T/AS AUSSIE NATURAL SPRING WATER	PLANNED MAINTENANCE - 20	88.00
2/07/2021	\$APINVCE	1952352	WEST COAST SPRING WATER PTY LTD T/AS AUSSIE NATURAL SPRING WATER	PLANNED MAINTENANCE - 20	88.00
2/07/2021	\$APINVCE	1952353	WEST COAST SPRING WATER PTY LTD T/AS AUSSIE NATURAL SPRING WATER	PLANNED MAINTENANCE - 20	88.00
2/07/2021	\$APINVCE	1952354	WEST COAST SPRING WATER PTY LTD T/AS AUSSIE NATURAL SPRING WATER	PLANNED MAINTENANCE - 20	44.00
2/07/2021	\$APINVCE	1952355	WEST COAST SPRING WATER PTY LTD T/AS AUSSIE NATURAL SPRING WATER	PLANNED MAINTENANCE - 20	44.00
Cheque/EFT FNumber 216352		MULTI FIX WA			31.35
2/07/2021	\$APINVCE	S784901	MULTI FIX WA	Supply of consumables: 1 x drill 5mm 12	31.35
Cheque/EFT FNumber 216353		THE TRUSTEE FOR THE PROPERTY AUSTRALIA MANAGEMENT TRUST			1,471.36
2/07/2021	\$APINVCE	660	THE TRUSTEE FOR THE PROPERTY AUSTRALIA MANAGEMENT TRUST	565 Hay Street (Library) - 2020/2021	1,471.36
Cheque/EFT FNumber 216354		ICONIC PROPERTY SERVICES			101,452.36
2/07/2021	\$APINVCE	PSI015006	ICONIC PROPERTY SERVICES	CLEANING AND LOCK UP SERVICES VARIOUS PR	15,509.84
2/07/2021	\$APINVCE	PSI015001	ICONIC PROPERTY SERVICES	CLEANING AND LOCK UP SERVICES VARIOUS PR	28,730.16
2/07/2021	\$APINVCE	PSI015005	ICONIC PROPERTY SERVICES	CLEANING AND LOCK UP SERVICES VARIOUS PR	21,387.55
2/07/2021	\$APINVCE	PSI015116	ICONIC PROPERTY SERVICES	CLEANING AND LOCK UP SERVICES VARIOUS PR	35,824.81
Cheque/EFT FNumber 216355		A E HOSKINS & SONS			27,827.98
2/07/2021	\$APINVCE	449214	A E HOSKINS & SONS	VARIOUS SITES - UNPLANNED MAINTENANCE -	1,563.29
2/07/2021	\$APINVCE	446804	A E HOSKINS & SONS	VARIOUS SITES - UNPLANNED MAINTENANCE -	1,433.30
2/07/2021	\$APINVCE	448783	A E HOSKINS & SONS	VARIOUS SITES - UNPLANNED MAINTENANCE -	1,732.90
2/07/2021	\$APINVCE	449986	A E HOSKINS & SONS	VARIOUS SITES - UNPLANNED MAINTENANCE -	1,394.40
2/07/2021	\$APINVCE	448101	A E HOSKINS & SONS	VARIOUS SITES - UNPLANNED MAINTENANCE -	404.93
2/07/2021	\$APINVCE	448302	A E HOSKINS & SONS	VARIOUS SITES - UNPLANNED MAINTENANCE -	471.09
2/07/2021	\$APINVCE	448320	A E HOSKINS & SONS	VARIOUS SITES - UNPLANNED MAINTENANCE -	729.74
2/07/2021	\$APINVCE	448472	A E HOSKINS & SONS	VARIOUS SITES - UNPLANNED MAINTENANCE -	469.10
2/07/2021	\$APINVCE	448701	A E HOSKINS & SONS	VARIOUS SITES - UNPLANNED MAINTENANCE -	140.22
2/07/2021	\$APINVCE	449372	A E HOSKINS & SONS	VARIOUS SITES - UNPLANNED MAINTENANCE -	600.71
2/07/2021	\$APINVCE	449484	A E HOSKINS & SONS	VARIOUS SITES - UNPLANNED MAINTENANCE -	495.08
2/07/2021	\$APINVCE	449463	A E HOSKINS & SONS	VARIOUS SITES - UNPLANNED MAINTENANCE -	229.05
2/07/2021	\$APINVCE	449884	A E HOSKINS & SONS	VARIOUS SITES - UNPLANNED MAINTENANCE -	968.00
2/07/2021	\$APINVCE	447894	A E HOSKINS & SONS	VARIOUS SITES - UNPLANNED MAINTENANCE -	342.10
2/07/2021	\$APINVCE	448047	A E HOSKINS & SONS	VARIOUS SITES - UNPLANNED MAINTENANCE -	16,453.71
2/07/2021	\$APINVCE	448132	A E HOSKINS & SONS	VARIOUS SITES - UNPLANNED MAINTENANCE -	400.36
Cheque/EFT FNumber 216356		BSA LIMITED			52,625.31
2/07/2021	\$APINVCE	2857732	BSA LIMITED	Planned Car Park Mechanical Ventilation	17,541.77
2/07/2021	\$APINVCE	3029064	BSA LIMITED	Planned Car Park Mechanical Ventilation	17,541.77
2/07/2021	\$APINVCE	3152641	BSA LIMITED	Planned Car Park Mechanical Ventilation	17,541.77
Cheque/EFT FNumber 216357		MARK REISINGER T/AS MFR AUTOELECTRICS			373.36
2/07/2021	\$APINVCE	2196	MARK REISINGER T/AS MFR AUTOELECTRICS	Install and Anderson plug into replaceme	373.36
Cheque/EFT FNumber 216358		CASE INVESTMENTS PTY LTD T/AS SOS MARINE			566.00
2/07/2021	\$APINVCE	00015783	CASE INVESTMENTS PTY LTD T/AS SOS MARINE	Replacing reflective tape on parking off	566.00
Cheque/EFT FNumber 216359		TCE Services Ptd Ltd T/AS Training Course Experts			950.00
2/07/2021	\$APINVCE	181320CITY	TCE Services Ptd Ltd T/AS Training Course Experts	Irrigation Staff - Gas Detection Trainin	950.00
Cheque/EFT FNumber 216360		WINC AUSTRALIA PTY PTD			182.95
2/07/2021	\$APINVCE	9036251570	WINC AUSTRALIA PTY PTD	Depot Catering, Cleaning & Stationery Su	49.32
2/07/2021	\$APINVCE	9035936328	WINC AUSTRALIA PTY PTD	Stationary and Consumables For CDS Depot	133.63
Cheque/EFT FNumber 216361		MRS THERESA WALLEY			300.00
2/07/2021	\$APINVCE	24062021	MRS THERESA WALLEY	Oral history interview-APRIL 2021	300.00
Cheque/EFT FNumber 216362		ACE SECURITY AND EVENTS SERVICES			78,130.02



City of Perth

Schedule of Accounts Paid - Municipal Fund

For the Period: 01/07/2021-31/07/2021

Payment Date	Document	Invoice Number	Payee	Payment Details	Payment Amount
2/07/2021	\$APINVCE	00007450	ACE SECURITY AND EVENTS SERVICES	Security for Town Hall events - Ordered	330.72
2/07/2021	\$APINVCE	00007430	ACE SECURITY AND EVENTS SERVICES	Security services	72,554.08
2/07/2021	\$APINVCE	00007429	ACE SECURITY AND EVENTS SERVICES	This price is for the coordination of th	5,245.22
Cheque/EFT FNumber 216363			GMF CONTRACTORS		4,426.74
2/07/2021	\$APINVCE	JNV627593	GMF CONTRACTORS	Lime St in-situ kerbing works	4,426.74
Cheque/EFT FNumber 216364			CARTRIDGE WORLD WEMBLEY		330.00
2/07/2021	\$APINVCE	34197	CARTRIDGE WORLD WEMBLEY	30 x Star LC24-30 Ribbons compatible for	330.00
Cheque/EFT FNumber 216365			EDUCA LIMITED		310.20
2/07/2021	\$APINVCE	INV-17522	EDUCA LIMITED	Online portfolios only company with it's	103.40
2/07/2021	\$APINVCE	INV-19325	EDUCA LIMITED	Online portfolios only company with it's	103.40
2/07/2021	\$APINVCE	INV-16755	EDUCA LIMITED	Online portfolios only company with it's	103.40
Cheque/EFT FNumber 216366			ESSENTIAL FIRE SERVICES PTY LTD		444.68
2/07/2021	\$APINVCE	78745SM	ESSENTIAL FIRE SERVICES PTY LTD	FIGURES ARE AN ESTIMATE ONLY, BASED ON A	444.68
Cheque/EFT FNumber 216367			TALENT INTERNATIONAL PTY LTD(WA)		8,967.72
2/07/2021	\$APINVCE	824829	TALENT INTERNATIONAL PTY LTD(WA)	Gerard Ng (Risk Consultant)	2,805.00
2/07/2021	\$APINVCE	824828	TALENT INTERNATIONAL PTY LTD(WA)	Temp personnel Martin Hoang for Josh Joh	4,271.41
2/07/2021	\$APINVCE	806747	TALENT INTERNATIONAL PTY LTD(WA)	Natalie Laffin - Relief Application Of	1,891.31
Cheque/EFT FNumber 216368			SPECIALIZED CLEANING GROUP PTY LTD		14,712.46
2/07/2021	\$APINVCE	INV-9257	SPECIALIZED CLEANING GROUP PTY LTD	Planned Car Park Sweeping for November 2	14,712.46
Cheque/EFT FNumber 216369			Rooforce Facility Services Pty Ltd		3,245.00
2/07/2021	\$APINVCE	IV00000001124	Rooforce Facility Services Pty Ltd	Roo Force Facility Services	3,245.00
Cheque/EFT FNumber 216370			Mission Bay Enterprises Pty Ltd t/as Crush		4,840.00
2/07/2021	\$APINVCE	INV-51613	Mission Bay Enterprises Pty Ltd t/as Crush	Graphic Design for Evolution to Excellen	4,840.00
Cheque/EFT FNumber 216371			MODUS Compliance Pty Ltd		665.50
2/07/2021	\$APINVCE	C4314	MODUS Compliance Pty Ltd	Aberdeen Street Garage CDS Building Appr	665.50
Cheque/EFT FNumber 216372			REDSIFT LIMITED		15,300.00
2/07/2021	\$APINVCE	INV-19200683	REDSIFT LIMITED	1 yr OnDMARC License Email	15,300.00
Cheque/EFT FNumber 216373			Tyres 4U Pty Limited		1,260.66
2/07/2021	\$APINVCE	XX835290	Tyres 4U Pty Limited	New Tyres for Rubbish Truck and Road Swe	21.78
2/07/2021	\$APINVCE	XX835291	Tyres 4U Pty Limited	New Tyres for Rubbish Truck and Road Swe	430.38
2/07/2021	\$APINVCE	XX835281	Tyres 4U Pty Limited	New Tyres for Rubbish Truck and Road Swe	808.50
Cheque/EFT FNumber 216374			Hoban Recruitment Pty Ltd		3,823.29
2/07/2021	\$APINVCE	HPL21436	Hoban Recruitment Pty Ltd	G Avent - Replacement for J Mathieson -	1,589.19
2/07/2021	\$APINVCE	HPL16605	Hoban Recruitment Pty Ltd	Electrical Engineer temp	2,234.10
Cheque/EFT FNumber 216375			BELL TRADING TRUST T/AS NORTH STAR SECURITY		588.50
2/07/2021	\$APINVCE	27532	BELL TRADING TRUST T/AS NORTH STAR SECURITY	Relocate Access Swipe Card Reader	588.50
Cheque/EFT FNumber 216376			Tarruru Pty Ltd		2,750.00
2/07/2021	\$APINVCE	20DPC_06	Tarruru Pty Ltd	Event Sponsorship - Remedy Actions for t	2,750.00
Cheque/EFT FNumber 216377			Georgia kate Richter		360.00
2/07/2021	\$APINVCE	2021/C20617	Georgia kate Richter	Presentation fee for How to be an Author	360.00
Cheque/EFT FNumber 216378			Hilrod Pty Ltd t/as Onsite Automotive Inspection Services		304.50
2/07/2021	\$APINVCE	00020484	Hilrod Pty Ltd t/as Onsite Automotive Inspection Serv	Pre Inspection Check for New rangers Tra	304.50
Cheque/EFT FNumber 216379			Joshua Andrew McAuliffe t/as Outer Body		550.00
2/07/2021	\$APINVCE	01074	Joshua Andrew McAuliffe t/as Outer Body	Artist Concept Fees - Light it up - Josh	550.00
Cheque/EFT FNumber 216380			The Trustee for JW & FM Timmings Family Trust		3,315.40
2/07/2021	\$APINVCE	J3018	The Trustee for JW & FM Timmings Family Trust	Aluminium Slats	3,315.40
Cheque/EFT FNumber 216381			Little Borrowed Dress Pty Ltd		5,500.00
2/07/2021	\$APINVCE	INV-0017	Little Borrowed Dress Pty Ltd	Small Business Grant 20/21 Little Borrow	5,500.00
Cheque/EFT FNumber 216382			Siao-Fung Hon T/as Kookie Garden Cafe		5,500.00
2/07/2021	\$APINVCE	29062021	Siao-Fung Hon T/as Kookie Garden Cafe	Small Business Grant 2020/21 Kookie Gard	5,500.00
Cheque/EFT FNumber 216383			BLUE COLLAR PEOPLE		7,677.76
2/07/2021	\$APINVCE	00150990	BLUE COLLAR PEOPLE	Labour Hire Nightshift WE 13/6/21	1,802.58
2/07/2021	\$APINVCE	00150991	BLUE COLLAR PEOPLE	WAC Dayshift Blue Collar Labour Costs -	5,875.18
Cheque/EFT FNumber 216384			Chemform		807.09
2/07/2021	\$APINVCE	349612	Chemform	Chemform	807.09
Cheque/EFT FNumber 216385			DARDANUP BUTCHERING UNIT TRUST T/AS DARDANUP BUTCHERING CO DARDANUP BUTCHERING C		607.17
2/07/2021	\$APINVCE	BL574257	DARDANUP BUTCHERING UNIT TRUST T/AS DARDANUP	Dardanup Meats	607.17
Cheque/EFT FNumber 216386			ELLIOTTS IRRIGATION PTY LTD		2,057.00
2/07/2021	\$APINVCE	B23036	ELLIOTTS IRRIGATION PTY LTD	Ozone Reserve Groundwater Filtration Sys	2,057.00
Cheque/EFT FNumber 216387			STRATAGREEN		1,079.53
2/07/2021	\$APINVCE	134369	STRATAGREEN	Stores Stock	398.90
2/07/2021	\$APINVCE	133721	STRATAGREEN	Supply 50 Black Builders Bags	680.63
Cheque/EFT FNumber 216388			BUCHER MUNICIPAL PTY LTD		1,550.13
2/07/2021	\$APINVCE	1005023	BUCHER MUNICIPAL PTY LTD	Replacement Sweeper RAM for Hino Rubbish	1,357.06
2/07/2021	\$APINVCE	1005031	BUCHER MUNICIPAL PTY LTD	Replacement of Hydraulic Oil Cooler for	193.07
Cheque/EFT FNumber 216389			MARKETFORCE LTD		2,282.67
2/07/2021	\$APINVCE	36228	MARKETFORCE LTD	Christmas Decorations - Road Closures -	2,062.67
2/07/2021	\$APINVCE	35734	MARKETFORCE LTD	Police Check for Recruitment	220.00
Cheque/EFT FNumber 216390			Nationwide Oils/t/as transpacific		209.00



City of Perth

Schedule of Accounts Paid - Municipal Fund

For the Period: 01/07/2021-31/07/2021

Payment Date	Document	Invoice Number	Payee	Payment Details	Payment Amount
2/07/2021	\$APINVCE	2192412	Nationwide Oils/t/as transpacific	Removal OF 1,000lts of Oil Waste	209.00
Cheque/EFT FNumber 216391					1,375.00
2/07/2021	\$APINVCE	00017512	PARKS & LEISURE AUSTRALIA	Parks & Leisure Australia Membership: Sm	1,375.00
Cheque/EFT FNumber 216392					120.00
2/07/2021	\$APINVCE	FAINV00827434	St John Ambulance Australia	First Aid - training for iCity Volunteer	120.00
Cheque/EFT FNumber 216393					2,195.85
2/07/2021	\$APINVCE	661092765	FUJI XEROX BUSINESSFORCE PTY LTD	Postage for Infringement Notices Under n	367.70
2/07/2021	\$APINVCE	662092765	FUJI XEROX BUSINESSFORCE PTY LTD	Postage for Infringement Notices Under n	1,828.15
Cheque/EFT FNumber 216394					14,531.29
2/07/2021	\$APINVCE	4678830919	Schindler Lifts Pty Ltd	COUNCIL HOUSE - PLANNED LIFT MAINTENANCE	14,531.29
Cheque/EFT FNumber 216395					714.00
2/07/2021	\$APINVCE	12208	Irrigation Australia Limited	Irrigation Australia Membership Renewal	714.00
Cheque/EFT FNumber 216396					241.56
2/07/2021	\$APINVCE	00412237	ULTIMO CATERING & EVENTS PTY LTD	COP Catering Supplies	99.00
2/07/2021	\$APINVCE	00412238	ULTIMO CATERING & EVENTS PTY LTD	COP Catering Supplies	142.56
Cheque/EFT FNumber 216397					3,680.00
2/07/2021	\$APINVCE	51719401	THE DEPARTMENT OF FIRE & EMERGENCY SERVICES(L False alarm fees - CPP Carpark No 8		920.00
2/07/2021	\$APINVCE	51790901	THE DEPARTMENT OF FIRE & EMERGENCY SERVICES(L False alarm fees - His Majesty's Carpark		920.00
2/07/2021	\$APINVCE	52102401	THE DEPARTMENT OF FIRE & EMERGENCY SERVICES(L False alarm fees - His Majesty's Carpark		920.00
2/07/2021	\$APINVCE	52539701	THE DEPARTMENT OF FIRE & EMERGENCY SERVICES(L False alarm fees - CPP Carpark No 8		920.00
Cheque/EFT FNumber 216399					13,793.91
2/07/2021	\$APINVCE	5029764	ACTIVE FOUNDATION	RFD OVERPAID INVOICE 248819	13,793.91
Cheque/EFT FNumber 216400					120.00
2/07/2021	\$APINVCE	25062021AS	ADAM STEVENSON	HEALTHY LIFESTYLE -A STEVENSON	120.00
Cheque/EFT FNumber 216401					29,650.00
2/07/2021	\$APINVCE	BPC2020482	ADCO CONSTRUCTIONS PTY LTD	RFD WORKBOND-BPC-2020/482 2 MILL ST	29,650.00
Cheque/EFT FNumber 216402					120.00
2/07/2021	\$APINVCE	27062021AS	AMIT SHARMA	HEALTHY LIFESTYLE -A SHARMA	120.00
Cheque/EFT FNumber 216403					104.00
2/07/2021	\$APINVCE	25062021CB	CARL BOWMAN	HEALTHY LIFESTYLE -C BOWMAN	104.00
Cheque/EFT FNumber 216404					17.16
2/07/2021	\$APINVCE	2744730	DEVLYN AUSTRALIA PTY LTD	REFUND INCORRECT PAYMENT-RCPT 2744730	17.16
Cheque/EFT FNumber 216405					156.00
2/07/2021	\$APINVCE	FILM20211	DRONE CAMERA ACTION	RFD APP DRONE FILMING-FILM-2021/1	156.00
Cheque/EFT FNumber 216406					275.00
2/07/2021	\$APINVCE	BPC2021327	EXPRESS INTERIORS	OVERPAYMENT BPC-2021/327 418-428 MURRAY	275.00
Cheque/EFT FNumber 216407					120.00
2/07/2021	\$APINVCE	1606221HK1	HAMIDREZA KARAMI	HEALTHY LIFESTYLE -H KARAMI	120.00
Cheque/EFT FNumber 216408					120.00
2/07/2021	\$APINVCE	25062021MP	MONTANA PARKER	HEALTHY LIFESTYLE -M PARKER	120.00
Cheque/EFT FNumber 216409					99.00
2/07/2021	\$APINVCE	EV2019352	TELETHON SPEACH AND HEARING	RFD APP SHAKE A TIN-EV 2019/352	99.00
Cheque/EFT FNumber 216411					31.00
2/07/2021	\$APINVCE	EV2021160	PERTH VEGAN EXPO	RFD NATIONAL ANIMAL RIGHTS EV-2021/160	31.00
Cheque/EFT FNumber 216412					19,568.46
2/07/2021	\$APINVCE	DEMO201920	WELINK CONSTRUCTION	RFD WORKBOND DEMO-2019/201 89 FAIRWAY	19,568.46
Cheque/EFT FNumber 216413					99.00
2/07/2021	\$APINVCE	EV2021212	ALBERT Y LIN	RFD RALLY-EV-2021/212	99.00
Cheque/EFT FNumber 216414					99.00
2/07/2021	\$APINVCE	EV2021206	GIUSEPPE CINQUINA	RFD EVENT PERMIT-EV-2021/206	99.00
Cheque/EFT FNumber 216415					99.00
2/07/2021	\$APINVCE	EV2021218	S JONES	RFD EVENT PERMIT-EV-2021/218	99.00
Cheque/EFT FNumber 216416					156.00
2/07/2021	\$APINVCE	OB2021527	TYRONE CONSTRUCTION SERVICES	RFD DUPLICATE APP OB-2021/390	156.00
Cheque/EFT FNumber 216417					265.10
2/07/2021	\$APINVCE	EV202195	WA BAYANIHAN SPORTS COMMUNITY	OVERPAYMENT-RFD EV-2021/95	265.10
Cheque/EFT FNumber 216418					288.00
2/07/2021	\$APINVCE	504517	DEPARTMENT OF TREASURY	RFD VENUE BOOKING DUE TO COVID 19	288.00
Cheque/EFT FNumber 216419					61.65
2/07/2021	\$APINVCE	OCCP202061	LNC HOLDINGS PTY LTD	RFD BSL OCCP-2020/615-2/143 ADELAIDE TCE	61.65
Cheque/EFT FNumber 216420					99.00
2/07/2021	\$APINVCE	EV2021211	JODY DEVENISH	RFD EVENT EV-2021/211	99.00
Cheque/EFT FNumber 216421					465.00
8/07/2021	\$APINVCE	7387	Allegro Gate Automation Pty Ltd t/as Litestart Automatic Gates		465.00
Cheque/EFT FNumber 216422					36,151.50
8/07/2021	\$APINVCE	210629CP	LUX EVENTS PTY LTD	Luminism art activation as part of Perth	36,151.50
Cheque/EFT FNumber 216423					32,816.79
8/07/2021	\$APINVCE	01069437	CTIS PTY LTD	Container Deposit Scheme Top Up Fund	20,000.00
8/07/2021	\$APINVCE	01069446	CTIS PTY LTD	This item is for cti5 attendance for mai	264.00



City of Perth

Schedule of Accounts Paid - Municipal Fund

For the Period: 01/07/2021-31/07/2021

Payment Date	Document	Invoice Number	Payee	Payment Details	Payment Amount
8/07/2021	\$APINVCE	01069488	CTIS PTY LTD	Coin Collection from Ticket Machines 202	12,552.79
Cheque/EFT FNumber 216424					4,397.80
8/07/2021	\$APINVCE	70544	ALL FLAGS SIGNS AND BANNERS	Supply 1 x Australian National Flag 4.5m	2,552.00
8/07/2021	\$APINVCE	70632	ALL FLAGS SIGNS AND BANNERS	Signage holders for City Events	1,845.80
Cheque/EFT FNumber 216425					1,333.20
8/07/2021	\$APINVCE	008740	HBF HEALTH LTD	Workstation Assessment x 6 March 2020	1,333.20
Cheque/EFT FNumber 216426					4,125.00
8/07/2021	\$APINVCE	209124	McMULLEN NOLAN GROUP PTY LTD	Hampden Road Side Streets Survey	4,125.00
Cheque/EFT FNumber 216427					1,419.47
8/07/2021	\$APINVCE	152573063.PER	BIDFOOD WA PTY LTD	Catering supplies for Citiplace Communit	341.64
8/07/2021	\$APINVCE	152118451.PER	BIDFOOD WA PTY LTD	Catering supplies for Citiplace Communit	231.73
8/07/2021	\$APINVCE	151903875.PER	BIDFOOD WA PTY LTD	Tuesday Morning show - Tea and coffee se	209.50
8/07/2021	\$APINVCE	152749250.PER	BIDFOOD WA PTY LTD	Catering supplies for Citiplace Communit	636.60
Cheque/EFT FNumber 216428					5,500.00
8/07/2021	\$APINVCE	120	The Equity Benevolent Guild Of Western Australia (Inc) t/as Artist Relief Fund W	The Equity Benevolent Guild Of Western Australia (Inc Arts & Culture QRG - 2021 Performing Art	5,500.00
Cheque/EFT FNumber 216429					760.00
8/07/2021	\$APINVCE	00094967	PERTH BRAKE PARTS	Rear Brake Drums Required for Large Hino	760.00
Cheque/EFT FNumber 216430					2,087.52
8/07/2021	\$APINVCE	00147241	ADVANCED TRAFFIC MANAGEMENT	TMP Plan for Lime St	1,244.10
8/07/2021	\$APINVCE	00144690	ADVANCED TRAFFIC MANAGEMENT	Supply of Traffic Management - Parks	843.42
Cheque/EFT FNumber 216431					697.50
8/07/2021	\$APINVCE	38552669	NESPRESSO	Community Development Coffee order	697.50
Cheque/EFT FNumber 216432					24,292.95
8/07/2021	\$APINVCE	02021143	DATA 3	Azure usage charges for 3-4 months. June	24,292.95
Cheque/EFT FNumber 216433					264.00
8/07/2021	\$APINVCE	A-158245	INTERNATIONAL ART SERVICES	Access - artworks for Art Collection Val	264.00
Cheque/EFT FNumber 216434					4,126.10
8/07/2021	\$APINVCE	1396	WATS Management Pty Ltd t/as Austraffic WA	AThorm Traffic Survey - Hay Street	1,595.00
8/07/2021	\$APINVCE	1395	WATS Management Pty Ltd t/as Austraffic WA	Alasdair Thom - Traffic Count Spring Str	2,531.10
Cheque/EFT FNumber 216435					24,650.90
8/07/2021	\$APINVCE	8067137523	TK Elevator Australia Pty Ltd	Piazza lift maintenance	342.33
8/07/2021	\$APINVCE	8067137522	TK Elevator Australia Pty Ltd	Piazza lift maintenance	342.33
8/07/2021	\$APINVCE	8067137521	TK Elevator Australia Pty Ltd	Piazza lift maintenance	342.33
8/07/2021	\$APINVCE	8067137520	TK Elevator Australia Pty Ltd	Piazza lift maintenance	342.33
8/07/2021	\$APINVCE	8067137519	TK Elevator Australia Pty Ltd	Piazza lift maintenance	342.33
8/07/2021	\$APINVCE	8067137518	TK Elevator Australia Pty Ltd	Piazza lift maintenance	342.33
8/07/2021	\$APINVCE	8067137517	TK Elevator Australia Pty Ltd	Piazza lift maintenance	342.33
8/07/2021	\$APINVCE	8067137516	TK Elevator Australia Pty Ltd	Community Centre lift maintenance	342.33
8/07/2021	\$APINVCE	8067137515	TK Elevator Australia Pty Ltd	LIFT AND ESCALATOR MAINTENANCE SERVICES	342.33
8/07/2021	\$APINVCE	8067137514	TK Elevator Australia Pty Ltd	LIFT AND ESCALATOR MAINTENANCE SERVICES	342.33
8/07/2021	\$APINVCE	8067137513	TK Elevator Australia Pty Ltd	LIFT AND ESCALATOR MAINTENANCE SERVICES	342.33
8/07/2021	\$APINVCE	8067137527	TK Elevator Australia Pty Ltd	Piazza lift maintenance	342.33
8/07/2021	\$APINVCE	8067137526	TK Elevator Australia Pty Ltd	Piazza lift maintenance	342.33
8/07/2021	\$APINVCE	8067137525	TK Elevator Australia Pty Ltd	Piazza lift maintenance	342.33
8/07/2021	\$APINVCE	8067137524	TK Elevator Australia Pty Ltd	Piazza lift maintenance	342.33
8/07/2021	\$APINVCE	8067137489	TK Elevator Australia Pty Ltd	LIFT AND ESCALATOR MAINTENANCE SERVICES	859.08
8/07/2021	\$APINVCE	8067137490	TK Elevator Australia Pty Ltd	LIFT AND ESCALATOR MAINTENANCE SERVICES	859.08
8/07/2021	\$APINVCE	8067137491	TK Elevator Australia Pty Ltd	LIFT AND ESCALATOR MAINTENANCE SERVICES	859.08
8/07/2021	\$APINVCE	8067137505	TK Elevator Australia Pty Ltd	LIFT AND ESCALATOR MAINTENANCE SERVICES	342.33
8/07/2021	\$APINVCE	8067137506	TK Elevator Australia Pty Ltd	LIFT AND ESCALATOR MAINTENANCE SERVICES	342.33
8/07/2021	\$APINVCE	8067137507	TK Elevator Australia Pty Ltd	LIFT AND ESCALATOR MAINTENANCE SERVICES	342.33
8/07/2021	\$APINVCE	8067137508	TK Elevator Australia Pty Ltd	LIFT AND ESCALATOR MAINTENANCE SERVICES	342.33
8/07/2021	\$APINVCE	8067137509	TK Elevator Australia Pty Ltd	LIFT AND ESCALATOR MAINTENANCE SERVICES	342.33
8/07/2021	\$APINVCE	8067137510	TK Elevator Australia Pty Ltd	LIFT AND ESCALATOR MAINTENANCE SERVICES	342.33
8/07/2021	\$APINVCE	8067137511	TK Elevator Australia Pty Ltd	LIFT AND ESCALATOR MAINTENANCE SERVICES	342.33
8/07/2021	\$APINVCE	8067137445	TK Elevator Australia Pty Ltd	LIFT AND ESCALATOR MAINTENANCE SERVICES	666.13
8/07/2021	\$APINVCE	8067137446	TK Elevator Australia Pty Ltd	LIFT AND ESCALATOR MAINTENANCE SERVICES	666.13
8/07/2021	\$APINVCE	8067137481	TK Elevator Australia Pty Ltd	LIFT AND ESCALATOR MAINTENANCE SERVICES	859.08
8/07/2021	\$APINVCE	8067137482	TK Elevator Australia Pty Ltd	LIFT AND ESCALATOR MAINTENANCE SERVICES	859.08
8/07/2021	\$APINVCE	8067137483	TK Elevator Australia Pty Ltd	LIFT AND ESCALATOR MAINTENANCE SERVICES	859.08
8/07/2021	\$APINVCE	8067137484	TK Elevator Australia Pty Ltd	LIFT AND ESCALATOR MAINTENANCE SERVICES	859.08
8/07/2021	\$APINVCE	8067137485	TK Elevator Australia Pty Ltd	LIFT AND ESCALATOR MAINTENANCE SERVICES	859.08
8/07/2021	\$APINVCE	8067137486	TK Elevator Australia Pty Ltd	LIFT AND ESCALATOR MAINTENANCE SERVICES	859.08
8/07/2021	\$APINVCE	8067137487	TK Elevator Australia Pty Ltd	LIFT AND ESCALATOR MAINTENANCE SERVICES	859.08
8/07/2021	\$APINVCE	8067137488	TK Elevator Australia Pty Ltd	LIFT AND ESCALATOR MAINTENANCE SERVICES	859.08
8/07/2021	\$APINVCE	8067137512	TK Elevator Australia Pty Ltd	LIFT AND ESCALATOR MAINTENANCE SERVICES	342.33
8/07/2021	\$APINVCE	8067137436	TK Elevator Australia Pty Ltd	LIFT AND ESCALATOR MAINTENANCE SERVICES	666.13
8/07/2021	\$APINVCE	8067137437	TK Elevator Australia Pty Ltd	LIFT AND ESCALATOR MAINTENANCE SERVICES	666.13
8/07/2021	\$APINVCE	8067137438	TK Elevator Australia Pty Ltd	LIFT AND ESCALATOR MAINTENANCE SERVICES	666.13



City of Perth

Schedule of Accounts Paid - Municipal Fund

For the Period: 01/07/2021-31/07/2021

Payment Date	Document	Invoice Number	Payee	Payment Details	Payment Amount
8/07/2021	\$APINVCE	8067137439	TK Elevator Australia Pty Ltd	LIFT AND ESCALATOR MAINTENANCE SERVICES	666.13
8/07/2021	\$APINVCE	8067137440	TK Elevator Australia Pty Ltd	LIFT AND ESCALATOR MAINTENANCE SERVICES	666.13
8/07/2021	\$APINVCE	8067137441	TK Elevator Australia Pty Ltd	LIFT AND ESCALATOR MAINTENANCE SERVICES	666.13
8/07/2021	\$APINVCE	8067137442	TK Elevator Australia Pty Ltd	LIFT AND ESCALATOR MAINTENANCE SERVICES	666.13
8/07/2021	\$APINVCE	8067137443	TK Elevator Australia Pty Ltd	LIFT AND ESCALATOR MAINTENANCE SERVICES	666.13
8/07/2021	\$APINVCE	8067137444	TK Elevator Australia Pty Ltd	LIFT AND ESCALATOR MAINTENANCE SERVICES	666.13
Cheque/EFT FNumber 216436 GLOBAL AUTOCOAT PTY LTD					589.36
8/07/2021	\$APINVCE	SINV410213	GLOBAL AUTOCOAT PTY LTD	Supply of materials: 1 x SIA RANDOM ORBI	589.36
Cheque/EFT FNumber 216437 ALINTA SALES PTY LTD					213.70
8/07/2021	\$APINVCE	70369389	ALINTA SALES PTY LTD	Suite B2/683 Hay St, Perth	213.70
Cheque/EFT FNumber 216438 MAJESTIC PLUMBING					1,025.00
8/07/2021	\$APINVCE	240563	MAJESTIC PLUMBING	VARIOUS SITES - UNPLANNED PLUMBING MAINT	680.68
8/07/2021	\$APINVCE	240578	MAJESTIC PLUMBING	VARIOUS SITES - UNPLANNED PLUMBING MAINT	87.40
8/07/2021	\$APINVCE	240579	MAJESTIC PLUMBING	VARIOUS SITES - UNPLANNED PLUMBING MAINT	256.92
Cheque/EFT FNumber 216439 BLACK SWAN STATE THEATRE COMPANY					27,500.00
8/07/2021	\$APINVCE	00001970	BLACK SWAN STATE THEATRE COMPANY	Event Sponsorship - Maali Festival 2021,	27,500.00
Cheque/EFT FNumber 216440 MENCHETTI CONSOLIDATED PTY LTD T/AS MG GROUP WA					44,116.38
8/07/2021	\$APINVCE	00002013	MENCHETTI CONSOLIDATED PTY LTD T/AS MG GROUF	Trafalgar bridge maintenance works.	44,116.38
Cheque/EFT FNumber 216441 DFP RECRUITMENT SERVICES					1,935.87
8/07/2021	\$APINVCE	INV-0000077815	DFP RECRUITMENT SERVICES	Temp Maintenance Support Officer	1,935.87
Cheque/EFT FNumber 216442 ATOM SUPPLY					58.94
8/07/2021	\$APINVCE	P2187265	ATOM SUPPLY	Stores Stock	58.94
Cheque/EFT FNumber 216443 ACCESS BRICKPAVING CO					51,844.10
8/07/2021	\$APINVCE	00180628	ACCESS BRICKPAVING CO	PaveWA - general labour/forklift, cleanu	781.00
8/07/2021	\$APINVCE	00180627	ACCESS BRICKPAVING CO	12276 Hackett Dr crossover Tree installa	4,076.60
8/07/2021	\$APINVCE	00180624	ACCESS BRICKPAVING CO	Ozone Reserve Depot Clean Up	4,053.50
8/07/2021	\$APINVCE	00280534	ACCESS BRICKPAVING CO	10522 Urban Forest infill planting progr	42,933.00
Cheque/EFT FNumber 216444 SUNNY INDUSTRIAL BRUSHWARE					411.90
8/07/2021	\$APINVCE	00023525	SUNNY INDUSTRIAL BRUSHWARE	Annual Sweeper Brush Blanket Order for 3	411.90
Cheque/EFT FNumber 216445 MMM (WA) Pty Ltd					56,863.39
8/07/2021	\$APINVCE	00102912	MMM (WA) Pty Ltd	JH Abrahams River Wall - MMM - Repointin	26,103.00
8/07/2021	\$APINVCE	00102911	MMM (WA) Pty Ltd	JH Abrahams River Wall - Interim Repairs	30,760.39
Cheque/EFT FNumber 216446 UNIVERSAL MEDICAL SUPPLIES					82.50
8/07/2021	\$APINVCE	T3683	UNIVERSAL MEDICAL SUPPLIES	Podiatry equipment	82.50
Cheque/EFT FNumber 216447 SOUTH EAST REGIONAL CENTRE FOR URBAN LANDCARE INC					3,960.00
8/07/2021	\$APINVCE	00004071	SOUTH EAST REGIONAL CENTRE FOR URBAN LANDCAI	Natural Area Management work J H Abraham	3,960.00
Cheque/EFT FNumber 216448 SONIC HEALTHPLUS PTY LTD					353.10
8/07/2021	\$APINVCE	2364143	SONIC HEALTHPLUS PTY LTD	Pre-employment medical - Child Care Educ	353.10
Cheque/EFT FNumber 216449 EOS ELECTRICAL					3,514.98
8/07/2021	\$APINVCE	00014468	EOS ELECTRICAL	Electrical maintenance of street lights	503.34
8/07/2021	\$APINVCE	00014820	EOS ELECTRICAL	Electrical maintenance of street lights	259.27
8/07/2021	\$APINVCE	00014748	EOS ELECTRICAL	6 monthly maintenance checks only - boll	1,883.20
8/07/2021	\$APINVCE	00014673	EOS ELECTRICAL	Electrical maintenance of street lights	452.87
8/07/2021	\$APINVCE	00014981	EOS ELECTRICAL	Electrical maintenance of street lights	178.70
8/07/2021	\$APINVCE	00014983	EOS ELECTRICAL	Electrical maintenance of street lights	237.60
Cheque/EFT FNumber 216450 DRAINFLOW SERVICES PTY LTD					1,592.44
8/07/2021	\$APINVCE	00007376	DRAINFLOW SERVICES PTY LTD	FORREST PLACE LOADING DOCK - GULLY PIT A	1,592.44
Cheque/EFT FNumber 216451 JAMES BENNETT PTY LTD					223.72
8/07/2021	\$APINVCE	4751028	JAMES BENNETT PTY LTD	Library Stock purchases of assorted Book	223.72
Cheque/EFT FNumber 216452 FORCH AUSTRALIA PTY LTD					83.60
8/07/2021	\$APINVCE	S193779	FORCH AUSTRALIA PTY LTD	Workshop Consumables	83.60
Cheque/EFT FNumber 216453 GILMOUR & JOOSTE ELECTRICAL					14,131.20
8/07/2021	\$APINVCE	INV-13710	GILMOUR & JOOSTE ELECTRICAL	VARIOUS SITES - UNPLANNED ELECTRICAL MAI	7,205.00
8/07/2021	\$APINVCE	INV-14276	GILMOUR & JOOSTE ELECTRICAL	VARIOUS SITES - UNPLANNED ELECTRICAL MAI	1,311.04
8/07/2021	\$APINVCE	INV-14354	GILMOUR & JOOSTE ELECTRICAL	Electrical Works for CW10467	499.11
8/07/2021	\$APINVCE	INV-14356	GILMOUR & JOOSTE ELECTRICAL	Electricians Call Out to Float Switch on	500.42
8/07/2021	\$APINVCE	INV-14341	GILMOUR & JOOSTE ELECTRICAL	VARIOUS SITES - UNPLANNED ELECTRICAL MAI	185.24
8/07/2021	\$APINVCE	INV-14381	GILMOUR & JOOSTE ELECTRICAL	VARIOUS SITES - UNPLANNED ELECTRICAL MAI	297.00
8/07/2021	\$APINVCE	INV-14357	GILMOUR & JOOSTE ELECTRICAL	Electrical maintenance for street lighti	55.00
8/07/2021	\$APINVCE	INV-14358	GILMOUR & JOOSTE ELECTRICAL	Electrical maintenance for street lighti	354.96
8/07/2021	\$APINVCE	INV-14360	GILMOUR & JOOSTE ELECTRICAL	Electrical maintenance for street lighti	55.00
8/07/2021	\$APINVCE	INV-14361	GILMOUR & JOOSTE ELECTRICAL	Electrical maintenance for street lighti	157.95
8/07/2021	\$APINVCE	INV-14362	GILMOUR & JOOSTE ELECTRICAL	Electrical maintenance for street lighti	388.91
8/07/2021	\$APINVCE	INV-14342	GILMOUR & JOOSTE ELECTRICAL	VARIOUS SITES - UNPLANNED ELECTRICAL MAI	293.98
8/07/2021	\$APINVCE	INV-14355	GILMOUR & JOOSTE ELECTRICAL	Electrical Works for CW10467	249.57
8/07/2021	\$APINVCE	INV-14359	GILMOUR & JOOSTE ELECTRICAL	Electrical maintenance for street lighti	431.08
8/07/2021	\$APINVCE	INV-14285	GILMOUR & JOOSTE ELECTRICAL	Electrical maintenance for street lighti	868.04
8/07/2021	\$APINVCE	INV-14280	GILMOUR & JOOSTE ELECTRICAL	Electrical maintenance for street lighti	434.47
8/07/2021	\$APINVCE	INV-14278	GILMOUR & JOOSTE ELECTRICAL	Electrical maintenance for street lighti	516.72



City of Perth

Schedule of Accounts Paid - Municipal Fund

For the Period: 01/07/2021-31/07/2021

Payment Date	Document	Invoice Number	Payee	Payment Details	Payment Amount
8/07/2021	\$APINVCE	INV-13630	GILMOUR & JOOSTE ELECTRICAL	Roe Street containers for change - elect	327.71
Cheque/EFT FNumber 216454					6,002.21
8/07/2021	\$APINVCE	00201894	IMPERIAL GLASS	GLAZING MAINTENANCE - VARIOUS SITES - 20	623.21
8/07/2021	\$APINVCE	00201895	IMPERIAL GLASS	GLAZING MAINTENANCE - VARIOUS SITES - 20	5,379.00
Cheque/EFT FNumber 216455					770.00
8/07/2021	\$APINVCE	00407446	BUSINESS FOUNDATION INC	Business Foundations - Business Advisor	220.00
8/07/2021	\$APINVCE	00407449	BUSINESS FOUNDATION INC	Business Foundations - Business Advisor	550.00
Cheque/EFT FNumber 216456					215.95
8/07/2021	\$APINVCE	1972024	DANIELS HEALTH SERVICES PTY LTD	Stores Stock	215.95
Cheque/EFT FNumber 216457					308.00
8/07/2021	\$APINVCE	664431	WELL CONNECTED BUSINESS SYSTEMS PTY LTD	ACCESSORIES FOR EPSON DISK PRODUCER AT	66.00
8/07/2021	\$APINVCE	663212	WELL CONNECTED BUSINESS SYSTEMS PTY LTD	EPSON DISC PRODUCER INKPAD REPLACEMENT	242.00
Cheque/EFT FNumber 216458					1,280.40
8/07/2021	\$APINVCE	457593	IMAGE SOURCE DIGITAL SOLUTIONS	Reserved parking signs	57.20
8/07/2021	\$APINVCE	457580	IMAGE SOURCE DIGITAL SOLUTIONS	Reversed parking sign	45.10
8/07/2021	\$APINVCE	457582	IMAGE SOURCE DIGITAL SOLUTIONS	Signage for Fire Station car park, chang	1,178.10
Cheque/EFT FNumber 216459					2,439.20
8/07/2021	\$APINVCE	408982	JAPANESE TRUCK & BUS SPARES PTY LTD	Drivers side replacement seat belt.	423.50
8/07/2021	\$APINVCE	409000	JAPANESE TRUCK & BUS SPARES PTY LTD	Drivers side replacement seat belt.	121.60
8/07/2021	\$APINVCE	109236	JAPANESE TRUCK & BUS SPARES PTY LTD	June Servicing Filters	63.90
8/07/2021	\$APINVCE	409235	JAPANESE TRUCK & BUS SPARES PTY LTD	Filter Servicing Stock for Large Road Sw	1,830.20
Cheque/EFT FNumber 216460					5,217.16
8/07/2021	\$APINVCE	87365	LIGHTSPEED COMMUNICATIONS AUSTRALIA PTY LTD	Q24253 Moore St Additional Work	5,217.16
Cheque/EFT FNumber 216461					4,465.45
8/07/2021	\$APINVCE	53976	DATALINE VISUAL LINK PTY LTD	Attend site, repair security camera/pole	1,740.20
8/07/2021	\$APINVCE	53980	DATALINE VISUAL LINK PTY LTD	Attend site, repair security camera/pole	698.50
8/07/2021	\$APINVCE	53979	DATALINE VISUAL LINK PTY LTD	Attend site, repair security camera/pole	1,504.25
8/07/2021	\$APINVCE	53977	DATALINE VISUAL LINK PTY LTD	Unplanned Equipment maintenance for 2020	522.50
Cheque/EFT FNumber 216462					204,844.83
8/07/2021	\$HRPAYJNL	F 2/07/2021	AUSTRALIAN SUPER	4.5% Council Matched Company Contributio	31,852.98
8/07/2021	\$HRPAYJNL	F 2/07/2021	AUSTRALIAN SUPER	CC Scheme Employee Contribution - PostTa	4,355.76
8/07/2021	\$HRPAYJNL	F 2/07/2021	AUSTRALIAN SUPER	CC Scheme Employee Contribution - PreTax	28,186.00
8/07/2021	\$HRPAYJNL	F 2/07/2021	AUSTRALIAN SUPER	Emp 8264 PreTax	-290.38
8/07/2021	\$HRPAYJNL	F 2/07/2021	AUSTRALIAN SUPER	Employee Contribution - Post Tax (\$)	239.00
8/07/2021	\$HRPAYJNL	F 2/07/2021	AUSTRALIAN SUPER	Employee Contribution - Post Tax (%)	218.24
8/07/2021	\$HRPAYJNL	F 2/07/2021	AUSTRALIAN SUPER	Employee Contribution - PreTax (\$)	1,630.16
8/07/2021	\$HRPAYJNL	F 2/07/2021	AUSTRALIAN SUPER	Employee Contribution - PreTax (%)	5,262.84
8/07/2021	\$HRPAYJNL	F 2/07/2021	AUSTRALIAN SUPER	SGC Compulsory - Employer	133,390.23
Cheque/EFT FNumber 216463					61,014.52
8/07/2021	\$APINVCE	2017279976	ELECTRICITY GENERATION AND RETAIL CORPORATION	Lot 901 U2 Riverside Drive, Perth	298.77
8/07/2021	\$APINVCE	2069264728	ELECTRICITY GENERATION AND RETAIL CORPORATION	Lot 483 U1 Terrace Roadk Perth	296.70
8/07/2021	\$APINVCE	2081268982	ELECTRICITY GENERATION AND RETAIL CORPORATION	Forrest Ave, East Perth	562.31
8/07/2021	\$APINVCE	2077270045	ELECTRICITY GENERATION AND RETAIL CORPORATION	Streetlights = 1822 Various Locations	42,849.19
8/07/2021	\$APINVCE	2093266787	ELECTRICITY GENERATION AND RETAIL CORPORATION	UMS Assets = 445	15,402.07
8/07/2021	\$APINVCE	2065267066	ELECTRICITY GENERATION AND RETAIL CORPORATION	Lot 56 Newcastle St, Perth	495.47
8/07/2021	\$APINVCE	2013282863	ELECTRICITY GENERATION AND RETAIL CORPORATION	Queen St, Perth	563.44
8/07/2021	\$APINVCE	2009279202	ELECTRICITY GENERATION AND RETAIL CORPORATION	21 James St, Northbridge	328.98
8/07/2021	\$APINVCE	2089263985	ELECTRICITY GENERATION AND RETAIL CORPORATION	20 Aberdeen St, Northbridge	217.59
Cheque/EFT FNumber 216464					448.27
8/07/2021	\$APINVCE	PE2449AL	BLACKWOODS ATKINS	Stores Stock	448.27
Cheque/EFT FNumber 216465					801.00
8/07/2021	\$APINVCE	00041351	The Trustee for ATIM, Enterprise, Tauranga t/as ATI-Mirage		801.00
Cheque/EFT FNumber 216466					43.27
8/07/2021	\$APINVCE	487306-3	DE VINE CELLARS	De Vine cellar Catering Beverage supplie	139.75
8/07/2021	\$APCREDIT	331383-2	DE VINE CELLARS	DE VINE CELLARS	-96.48
Cheque/EFT FNumber 216467					297.00
8/07/2021	\$APINVCE	1992770	WEST COAST SPRING WATER PTY LTD T/AS AUSSIE NA	Car Park Drinking Water for September 20	44.00
8/07/2021	\$APINVCE	1992759	WEST COAST SPRING WATER PTY LTD T/AS AUSSIE NA	Car Park Drinking Water for September 20	44.00
8/07/2021	\$APINVCE	1992762	WEST COAST SPRING WATER PTY LTD T/AS AUSSIE NA	Car Park Drinking Water for September 20	44.00
8/07/2021	\$APINVCE	1992766	WEST COAST SPRING WATER PTY LTD T/AS AUSSIE NA	Car Park Drinking Water for September 20	44.00
8/07/2021	\$APINVCE	1992768	WEST COAST SPRING WATER PTY LTD T/AS AUSSIE NA	Car Park Drinking Water for September 20	44.00
8/07/2021	\$APINVCE	1992764	WEST COAST SPRING WATER PTY LTD T/AS AUSSIE NA	Car Park Drinking Water for September 20	44.00
8/07/2021	\$APINVCE	1995144	WEST COAST SPRING WATER PTY LTD T/AS AUSSIE NA	Car Park Drinking Water for September 20	33.00
Cheque/EFT FNumber 216468					533.28
8/07/2021	\$APINVCE	619608	The Trustee for Wendy Mead Family Trust & OTH t/as Pinnacle People	Staff hire for Citizenship Ceremony Even	413.70
8/07/2021	\$APINVCE	619552	The Trustee for Wendy Mead Family Trust & OTH t/as Pinnacle People	Staff hire for Citizenship Ceremony Even	119.58
Cheque/EFT FNumber 216469					1,454.15
8/07/2021	\$APINVCE	00007888	HORIZON WEST LANDSCAPE & IRRIGATION PTY LTD	Wittenoom Street Irrigation Modification	1,454.15
Cheque/EFT FNumber 216470					770.00
			WSP AUSTRALIA PTY LTD		



City of Perth

Schedule of Accounts Paid - Municipal Fund

For the Period: 01/07/2021-31/07/2021

Payment Date	Document	Invoice Number	Payee	Payment Details	Payment Amount
8/07/2021	\$APINVCE	64090651	WSP AUSTRALIA PTY LTD	WSP Australia - Bollard Replacement Proj	770.00
Cheque/EFT FNumber 216471					17.16
8/07/2021	\$APINVCE	S785164	MULTI FIX WA	Supply materials: 20 x Torx butt m6 x 40	17.16
Cheque/EFT FNumber 216472					13,750.00
8/07/2021	\$APINVCE	503492	BROOKFIELD COMMERCIAL OPERATIONS PTY LTD	Event Sponsorship - Winter Lights at Bro	13,750.00
Cheque/EFT FNumber 216473					974.23
8/07/2021	\$APINVCE	663	THE TRUSTEE FOR THE PROPERTY AUSTRALIA MANAG 565 Hay Street (Library) - 2020/2021		251.05
8/07/2021	\$APINVCE	679	THE TRUSTEE FOR THE PROPERTY AUSTRALIA MANAG 565 Hay Street (Library) - 2020/2021		723.18
Cheque/EFT FNumber 216474					3,953.16
8/07/2021	\$APINVCE	502701	WA VENUES & EVENTS PTY LTD	Power Charges - Perth Concert Hall Car P	3,953.16
Cheque/EFT FNumber 216475					5,500.00
8/07/2021	\$APINVCE	INV-1533	THE CONTEMPORARY DANCE COMPANY OF WA LTD	Art Spons - Contemporary Dance Co WA, Se	5,500.00
Cheque/EFT FNumber 216476					62.37
8/07/2021	\$APINVCE	00051676	BUNGAREE LAUNDRY SERVICES	Bungaree -COP Catering Linen Supply	62.37
Cheque/EFT FNumber 216477					98.56
8/07/2021	\$APINVCE	16046142	BROWNES FOODS OPERATIONS PTY LTD	Depot Weekly Milk Delivery 1 July 2020 -	98.56
Cheque/EFT FNumber 216478					396.00
8/07/2021	\$APINVCE	24062021	Amanda Betts	Author Talk Presented by Amanda Betts on	396.00
Cheque/EFT FNumber 216479					22,814.00
8/07/2021	\$APINVCE	INV-1112	CULTURE COUNTS(AUSTRALIA)PTY LTD	Event Impact Evaluation - Perth by Light	22,814.00
Cheque/EFT FNumber 216480					3,804.15
8/07/2021	\$APINVCE	PSI015127	ICONIC PROPERTY SERVICES	BATHROOM CONSUMABLES VARIOUS SITES	2,870.93
8/07/2021	\$APINVCE	PSI015225	ICONIC PROPERTY SERVICES	Cleaning relief Citiplace Community Cent	292.78
8/07/2021	\$APINVCE	PSI015219	ICONIC PROPERTY SERVICES	VARIOUS BUILDINGS - AD HOC CLEANING SERV	109.78
8/07/2021	\$APINVCE	PSI015224	ICONIC PROPERTY SERVICES	VARIOUS BUILDINGS - AD HOC CLEANING SERV	530.66
Cheque/EFT FNumber 216481					3,902.16
8/07/2021	\$APINVCE	449371	A E HOSKINS & SONS	VARIOUS SITES - UNPLANNED MAINTENANCE -	1,528.40
8/07/2021	\$APINVCE	444804	A E HOSKINS & SONS	VARIOUS SITES - UNPLANNED MAINTENANCE -	459.50
8/07/2021	\$APINVCE	450402	A E HOSKINS & SONS	Supply & Install custom single sided boo	1,329.78
8/07/2021	\$APINVCE	450317	A E HOSKINS & SONS	VARIOUS SITES - UNPLANNED MAINTENANCE -	76.35
8/07/2021	\$APINVCE	450452	A E HOSKINS & SONS	VARIOUS SITES - UNPLANNED MAINTENANCE -	508.13
Cheque/EFT FNumber 216482					194.00
8/07/2021	\$APINVCE	CF14767	WORKPOWER INC	Catering for Access and Inclusion Adviso	194.00
Cheque/EFT FNumber 216483					438.30
8/07/2021	\$HRPAYJNL	EF 2/07/2021	AUSTRALIAN SERVICES UNION	Australian Services Union	25.90
8/07/2021	\$HRPAYJNL	F 2/07/2021	AUSTRALIAN SERVICES UNION	Australian Services Union	412.40
Cheque/EFT FNumber 216484					1,431.73
8/07/2021	\$APINVCE	2271	MARK REISINGER T/AS MFR AUTOELECTRICS	Call Out To Rectify Faults in Rubbish Tr	1,114.00
8/07/2021	\$APINVCE	2270	MARK REISINGER T/AS MFR AUTOELECTRICS	Transfer white noise reversing buzzer fr	116.53
8/07/2021	\$APINVCE	2268	MARK REISINGER T/AS MFR AUTOELECTRICS	Call Out To Rectify Faults in Rubbish Tr	150.90
8/07/2021	\$APINVCE	2269	MARK REISINGER T/AS MFR AUTOELECTRICS	Call Out To Rectify Faults in Rubbish Tr	50.30
Cheque/EFT FNumber 216485					4,268.00
8/07/2021	\$APINVCE	00017001	Mills Corporation Pty Ltd t/as Mills Recruitment	Executive Recruitment Proposal June 2021	4,268.00
Cheque/EFT FNumber 216486					30.80
8/07/2021	\$APINVCE	M-2106406	WESTERN METROPOLITAN REGIONAL COUNCIL	Green Waste Tipping Fees 20/21	30.80
Cheque/EFT FNumber 216487					477.13
8/07/2021	\$APINVCE	4511	WRC MECHANICAL WA	Wheel Alignment for Large Scania Truck /	477.13
Cheque/EFT FNumber 216488					153.81
8/07/2021	\$APINVCE	25501P	PACEWAY MITSUBISHI T/AS NORTH CITY	Replacement AM/FM Antenna for Depot Brea	153.81
Cheque/EFT FNumber 216489					144.54
8/07/2021	\$APINVCE	00009678	GARWOOD INTERNATIONAL PTY LTD	Bin Buffers For Smaller Rubbish Truck	144.54
Cheque/EFT FNumber 216490					20,840.24
8/07/2021	\$APINVCE	11775	THE TRUSTEE FOR THE SWIFT FLOW UNIT TRUST	VARIOUS SITES - UNPLANNED PLUMBING MAINT	587.47
8/07/2021	\$APINVCE	12195	THE TRUSTEE FOR THE SWIFT FLOW UNIT TRUST	VARIOUS SITES - UNPLANNED PLUMBING MAINT	1,371.00
8/07/2021	\$APINVCE	12185	THE TRUSTEE FOR THE SWIFT FLOW UNIT TRUST	VARIOUS SITES - UNPLANNED PLUMBING MAINT	287.85
8/07/2021	\$APINVCE	12186	THE TRUSTEE FOR THE SWIFT FLOW UNIT TRUST	VARIOUS SITES - UNPLANNED PLUMBING MAINT	431.97
8/07/2021	\$APINVCE	12227	THE TRUSTEE FOR THE SWIFT FLOW UNIT TRUST	VARIOUS SITES - UNPLANNED PLUMBING MAINT	575.24
8/07/2021	\$APINVCE	12197	THE TRUSTEE FOR THE SWIFT FLOW UNIT TRUST	VARIOUS SITES - UNPLANNED PLUMBING MAINT	1,710.30
8/07/2021	\$APINVCE	12198	THE TRUSTEE FOR THE SWIFT FLOW UNIT TRUST	VARIOUS SITES - UNPLANNED PLUMBING MAINT	866.54
8/07/2021	\$APINVCE	12192	THE TRUSTEE FOR THE SWIFT FLOW UNIT TRUST	VARIOUS SITES - UNPLANNED PLUMBING MAINT	397.82
8/07/2021	\$APINVCE	12189	THE TRUSTEE FOR THE SWIFT FLOW UNIT TRUST	VARIOUS SITES - UNPLANNED PLUMBING MAINT	530.42
8/07/2021	\$APINVCE	12188	THE TRUSTEE FOR THE SWIFT FLOW UNIT TRUST	VARIOUS SITES - UNPLANNED PLUMBING MAINT	132.61
8/07/2021	\$APINVCE	12187	THE TRUSTEE FOR THE SWIFT FLOW UNIT TRUST	VARIOUS SITES - UNPLANNED PLUMBING MAINT	120.15
8/07/2021	\$APINVCE	12196	THE TRUSTEE FOR THE SWIFT FLOW UNIT TRUST	VARIOUS SITES - UNPLANNED PLUMBING MAINT	840.08
8/07/2021	\$APINVCE	12190	THE TRUSTEE FOR THE SWIFT FLOW UNIT TRUST	VARIOUS SITES - UNPLANNED PLUMBING MAINT	1,675.72
8/07/2021	\$APINVCE	11599	THE TRUSTEE FOR THE SWIFT FLOW UNIT TRUST	VARIOUS SITES - UNPLANNED PLUMBING MAINT	10,859.75
8/07/2021	\$APINVCE	11771	THE TRUSTEE FOR THE SWIFT FLOW UNIT TRUST	VARIOUS SITES - UNPLANNED PLUMBING MAINT	114.78
8/07/2021	\$APINVCE	11305	THE TRUSTEE FOR THE SWIFT FLOW UNIT TRUST	VARIOUS SITES - UNPLANNED PLUMBING MAINT	338.54
Cheque/EFT FNumber 216491					8,517.78
ROWSON'S PLUMBING SERVICES PTY LTD					



City of Perth

Schedule of Accounts Paid - Municipal Fund

For the Period: 01/07/2021-31/07/2021

Payment Date	Document	Invoice Number	Payee	Payment Details	Payment Amount
8/07/2021	\$APINVCE	820287	ROWSON'S PLUMBING SERVICES PTY LTD	VARIOUS SITES - UNPLANNED PLUMBING MAINT	1,008.61
8/07/2021	\$APINVCE	819884	ROWSON'S PLUMBING SERVICES PTY LTD	VARIOUS SITES - UNPLANNED PLUMBING MAINT	504.14
8/07/2021	\$APINVCE	819997	ROWSON'S PLUMBING SERVICES PTY LTD	VARIOUS SITES - UNPLANNED PLUMBING MAINT	1,185.51
8/07/2021	\$APINVCE	819021	ROWSON'S PLUMBING SERVICES PTY LTD	VARIOUS SITES - UNPLANNED PLUMBING MAINT	725.19
8/07/2021	\$APINVCE	820419	ROWSON'S PLUMBING SERVICES PTY LTD	VARIOUS SITES - UNPLANNED PLUMBING MAINT	396.20
8/07/2021	\$APINVCE	820344	ROWSON'S PLUMBING SERVICES PTY LTD	VARIOUS SITES - UNPLANNED PLUMBING MAINT	889.65
8/07/2021	\$APINVCE	820357	ROWSON'S PLUMBING SERVICES PTY LTD	VARIOUS SITES - UNPLANNED PLUMBING MAINT	762.10
8/07/2021	\$APINVCE	820406	ROWSON'S PLUMBING SERVICES PTY LTD	VARIOUS SITES - UNPLANNED PLUMBING MAINT	188.22
8/07/2021	\$APINVCE	820136	ROWSON'S PLUMBING SERVICES PTY LTD	VARIOUS SITES - UNPLANNED PLUMBING MAINT	299.13
8/07/2021	\$APINVCE	820124	ROWSON'S PLUMBING SERVICES PTY LTD	VARIOUS SITES - UNPLANNED PLUMBING MAINT	439.88
8/07/2021	\$APINVCE	820193	ROWSON'S PLUMBING SERVICES PTY LTD	VARIOUS SITES - UNPLANNED PLUMBING MAINT	894.05
8/07/2021	\$APINVCE	820356	ROWSON'S PLUMBING SERVICES PTY LTD	VARIOUS SITES - UNPLANNED PLUMBING MAINT	421.10
8/07/2021	\$APINVCE	820418	ROWSON'S PLUMBING SERVICES PTY LTD	VARIOUS SITES - UNPLANNED PLUMBING MAINT	804.00
Cheque/EFT FNumber 216492			ROADS CORPORATION T/AS VICROADS		136.50
8/07/2021	\$APINVCE	00712609	ROADS CORPORATION T/AS VICROADS	Vehicle Registration Searches (Victoria)	136.50
Cheque/EFT FNumber 216493			ALLMAKES PTY LTD T/AS BRANDWORX AUSTRALIA		1,350.32
8/07/2021	\$APINVCE	740599	ALLMAKES PTY LTD T/AS BRANDWORX AUSTRALIA	Ranger Rain Jackets Alex Taseski Steve T	91.50
8/07/2021	\$APINVCE	740600	ALLMAKES PTY LTD T/AS BRANDWORX AUSTRALIA	CSA Surveillance Uniform - D Williams	27.17
8/07/2021	\$APINVCE	740475	ALLMAKES PTY LTD T/AS BRANDWORX AUSTRALIA	CSA Citywatch Uniform - C Parker	174.33
8/07/2021	\$APINVCE	738453	ALLMAKES PTY LTD T/AS BRANDWORX AUSTRALIA	INV 738453 B Messenger	152.59
8/07/2021	\$APINVCE	740186	ALLMAKES PTY LTD T/AS BRANDWORX AUSTRALIA	Uniform for Facilities Officer	904.73
Cheque/EFT FNumber 216494			WEST BUILD PRODUCTS PTY LTD		2,325.84
8/07/2021	\$APINVCE	158526	WEST BUILD PRODUCTS PTY LTD	Stores Stock	2,325.84
Cheque/EFT FNumber 216495			PERTH TEMPORARY FENCING		774.40
8/07/2021	\$APINVCE	00001364	PERTH TEMPORARY FENCING	Perth Concert Hall Temp. Fencing Hire	774.40
Cheque/EFT FNumber 216496			TALIS CONSULTANTS PTY LTD ATF THE TALIS TRUST		10,210.75
8/07/2021	\$APINVCE	23019	TALIS CONSULTANTS PTY LTD ATF THE TALIS TRUST	Traffic Modelling and Detailed Engineeri	10,210.75
Cheque/EFT FNumber 216497			NETSTAR AUSTRALIA PL T/AS PINPOINT COMMUNICATIONS PTY LTD		1,851.30
8/07/2021	\$APINVCE	118733	NETSTAR AUSTRALIA PL T/AS PINPOINT COMMUNICA	Additional in vehicle monitoring systems	1,851.30
Cheque/EFT FNumber 216498			DDL AUSTRALIA PTY LTD		4,675.00
8/07/2021	\$APINVCE	160661-B7F656	DDL AUSTRALIA PTY LTD	Agile Business Analysis (AgileBA®) Found	1,540.00
8/07/2021	\$APINVCE	160662-N5K7T8	DDL AUSTRALIA PTY LTD	Agile Project Management Foundation and	3,135.00
Cheque/EFT FNumber 216499			WINC AUSTRALIA PTY LTD		905.47
8/07/2021	\$APINVCE	9036343964	WINC AUSTRALIA PTY LTD	Citywatch stationary	263.50
8/07/2021	\$APINVCE	9036327394	WINC AUSTRALIA PTY LTD	Stationery Commercial Properties	152.83
8/07/2021	\$APINVCE	9036342719	WINC AUSTRALIA PTY LTD	Stationery and kitchen supplies	19.03
8/07/2021	\$APINVCE	9036328252	WINC AUSTRALIA PTY LTD	Level 2 Stationery and Paper Supplies	22.96
8/07/2021	\$APCREDIT	9036347992	WINC AUSTRALIA PTY LTD	WINC AUSTRALIA	-102.15
8/07/2021	\$APINVCE	9036316026	WINC AUSTRALIA PTY LTD	20/21 Stationery and Office Supplies - G	128.51
8/07/2021	\$APINVCE	9036316074	WINC AUSTRALIA PTY LTD	Stationery and kitchen supplies	282.45
8/07/2021	\$APINVCE	9036325917	WINC AUSTRALIA PTY LTD	Catering Supplies and Beverages for Comm	138.34
Cheque/EFT FNumber 216500			WESTERN IRRIGATION PTY LTD		1,006.50
8/07/2021	\$APINVCE	P47225	WESTERN IRRIGATION PTY LTD	Wingfield Ave Bore Dosing System - Quart	1,006.50
Cheque/EFT FNumber 216501			BAREFOOT MEDIA CO		2,103.75
8/07/2021	\$APINVCE	1122	BAREFOOT MEDIA CO	Video post production for Yacker Danjoo	2,103.75
Cheque/EFT FNumber 216502			TOTAL GREEN RECYCLING PTY LTD		1,421.41
8/07/2021	\$APINVCE	INV9877	TOTAL GREEN RECYCLING PTY LTD	COMPUTER RECYCLING	1,421.41
8/07/2021	\$APINVCE	INV9877	TOTAL GREEN RECYCLING PTY LTD	COMPUTER RECYCLING	-1,421.41
8/07/2021	\$APINVCE	INV9877	TOTAL GREEN RECYCLING PTY LTD	COMPUTER RECYCLING	1,421.41
Cheque/EFT FNumber 216503			WINDOW WIPERS		418.00
8/07/2021	\$APINVCE	WW24749	WINDOW WIPERS	VARIOUS SITES -WINDOW CLEANING - 2020/21	418.00
Cheque/EFT FNumber 216504			EDUCA LIMITED		103.40
8/07/2021	\$APINVCE	INV-17145	EDUCA LIMITED	Online portfolios only company with it's	103.40
Cheque/EFT FNumber 216505			PERTH CITY FARM INC		44,000.00
8/07/2021	\$APINVCE	INV-3399	PERTH CITY FARM INC	Community Wellbeing Grant - City Farm Co	44,000.00
Cheque/EFT FNumber 216506			ESSENTIAL FIRE SERVICES PTY LTD		35,154.90
8/07/2021	\$APINVCE	70026SM	ESSENTIAL FIRE SERVICES PTY LTD	FIGURES ARE AN ESTIMATE ONLY, BASED ON A	6,633.00
8/07/2021	\$APINVCE	71753SM	ESSENTIAL FIRE SERVICES PTY LTD	FIGURES ARE AN ESTIMATE ONLY, BASED ON A	10,296.00
8/07/2021	\$APINVCE	68829SM	ESSENTIAL FIRE SERVICES PTY LTD	FIGURES ARE AN ESTIMATE ONLY, BASED ON A	413.60
8/07/2021	\$APINVCE	68812SM	ESSENTIAL FIRE SERVICES PTY LTD	FIGURES ARE AN ESTIMATE ONLY, BASED ON A	634.70
8/07/2021	\$APINVCE	68870SM	ESSENTIAL FIRE SERVICES PTY LTD	FIGURES ARE AN ESTIMATE ONLY, BASED ON A	1,279.30
8/07/2021	\$APINVCE	68872SM	ESSENTIAL FIRE SERVICES PTY LTD	FIGURES ARE AN ESTIMATE ONLY, BASED ON A	1,351.90
8/07/2021	\$APINVCE	77791SM	ESSENTIAL FIRE SERVICES PTY LTD	FIGURES ARE AN ESTIMATE ONLY, BASED ON A	1,210.00
8/07/2021	\$APINVCE	68823SM	ESSENTIAL FIRE SERVICES PTY LTD	FIGURES ARE AN ESTIMATE ONLY, BASED ON A	1,210.00
8/07/2021	\$APINVCE	78271SM	ESSENTIAL FIRE SERVICES PTY LTD	FIGURES ARE AN ESTIMATE ONLY, BASED ON A	9,924.20
8/07/2021	\$APINVCE	78676SM	ESSENTIAL FIRE SERVICES PTY LTD	FIGURES ARE AN ESTIMATE ONLY, BASED ON A	2,202.20
Cheque/EFT FNumber 216507			TALENT INTERNATIONAL PTY LTD(WA)		8,608.49
8/07/2021	\$APINVCE	824830	TALENT INTERNATIONAL PTY LTD(WA)	Natalie Laffin - Relief Application	1,513.05
8/07/2021	\$APINVCE	826032	TALENT INTERNATIONAL PTY LTD(WA)	Temp personnel Martin Hoang for Josh Joh	2,580.19



City of Perth

Schedule of Accounts Paid - Municipal Fund

For the Period: 01/07/2021-31/07/2021

Payment Date	Document	Invoice Number	Payee	Payment Details	Payment Amount
8/07/2021	\$APINVCE	826033	TALENT INTERNATIONAL PTY LTD(WA)	Gerard Ng (Risk Consultant)	2,805.00
8/07/2021	\$APINVCE	826035	TALENT INTERNATIONAL PTY LTD(WA)	Temp employment AGeorgianis, PA to Gener	1,710.25
Cheque/EFT FNumber 216508		BARKING GECKO THEATRE COMPANY			13,750.00
8/07/2021	\$APINVCE	00001602	BARKING GECKO THEATRE COMPANY	Art Grant Po - Barking Gecko Theatre, Ne	13,750.00
Cheque/EFT FNumber 216509		JOELZ PTY LTD T/AS BAX SERVICES			9,845.00
8/07/2021	\$APINVCE	00000280	JOELZ PTY LTD T/AS BAX SERVICES	Claisebrook Channel Cleaning Service	9,845.00
Cheque/EFT FNumber 216510		ENVIRO INFRASTRUCTURE PTY LTD			4,903.82
8/07/2021	\$APINVCE	7614	ENVIRO INFRASTRUCTURE PTY LTD	New GPT Basket with Hinged Gate Bottom	4,903.82
Cheque/EFT FNumber 216511		ACTIVATE PERTH			44,000.00
8/07/2021	\$APINVCE	0008	ACTIVATE PERTH	Precint Improvement grant - Fill this Sp	44,000.00
Cheque/EFT FNumber 216512		CENTRAL CITY HEALTH PROFESSIONALS			110.00
8/07/2021	\$APINVCE	0067580	CENTRAL CITY HEALTH PROFESSIONALS	Podiatry appoint - Tech Services	110.00
Cheque/EFT FNumber 216513		ARI (AUST) PTY LTD T/AS THE WORKERS SHOP			95.00
8/07/2021	\$APINVCE	TWS - 35748	ARI (AUST) PTY LTD T/AS THE WORKERS SHOP	1 Pair of Waders size 13	95.00
Cheque/EFT FNumber 216514		BATTERIES PLUS			409.20
8/07/2021	\$APINVCE	654332	BATTERIES PLUS	New Battery for WAC Ute	204.60
8/07/2021	\$APINVCE	654223	BATTERIES PLUS	New Battery for Parks Triton UTE	204.60
Cheque/EFT FNumber 216515		SENSEI PRODUCTIVITY PTY LTD T/AS SENSEI PROJECT SOLUTIONS			1,980.00
8/07/2021	\$APINVCE	4450	SENSEI PRODUCTIVITY PTY LTD T/AS SENSEI PROJECT	: Customised PM Workshops 2021	1,980.00
Cheque/EFT FNumber 216516		COMMUNITY RESOURCES LIMITED T/AS SOFT LANDING			16,693.60
8/07/2021	\$APINVCE	INV57454	COMMUNITY RESOURCES LIMITED T/AS SOFT LANDIN	Removal of Mattress' from the March 202	16,693.60
Cheque/EFT FNumber 216517		THE TRUSTEE FOR THOMPSON FAMILY TRUST T/A TERRESTRIAL ECOSYS			3,960.00
8/07/2021	\$APINVCE	00001468	THE TRUSTEE FOR THOMPSON FAMILY TRUST T/A TEF	Heirisson Island - Kangaroo Care & Manag	3,960.00
Cheque/EFT FNumber 216518		DIRECT MEMORY ACCESS PTY LTD			1,221.00
8/07/2021	\$APINVCE	01505826	DIRECT MEMORY ACCESS PTY LTD	NEW KEYBOARD FOR CORPORATE USE	1,221.00
Cheque/EFT FNumber 216519		GPC Asia Pacific Pty Ltd T/AS NAPA			191.40
8/07/2021	\$APINVCE	1870088250	GPC Asia Pacific Pty Ltd T/AS NAPA	Workshop Consumables	64.35
8/07/2021	\$APINVCE	1870088272	GPC Asia Pacific Pty Ltd T/AS NAPA	Workshop Consumables	127.05
Cheque/EFT FNumber 216520		J.H. FLUID TRANSFER SOLUTIONS PTY LTD T/AS PIRTEK MALAGA			697.90
8/07/2021	\$APINVCE	ML-T00041683	J.H. FLUID TRANSFER SOLUTIONS PTY LTD T/AS PIRTEK	Replacement of High Pressure Hydraulic H	697.90
Cheque/EFT FNumber 216521		THE GRIFFITH FAMILY TRUST T/AS SUPERSTOCK SERVICES SUPERSTOCK FOOD SERVICES			292.03
8/07/2021	\$APINVCE	40457660	THE GRIFFITH FAMILY TRUST T/AS SUPERSTOCK SERVI	Fruit juice and dairy products for the C	49.30
8/07/2021	\$APINVCE	40457661	THE GRIFFITH FAMILY TRUST T/AS SUPERSTOCK SERVI	Fruit juice and dairy products for the C	161.55
8/07/2021	\$APINVCE	40457659	THE GRIFFITH FAMILY TRUST T/AS SUPERSTOCK SERVI	Milk for Child Care	81.18
Cheque/EFT FNumber 216522		SELECT FRESH PTY LTD			433.47
8/07/2021	\$APINVCE	295635	SELECT FRESH PTY LTD	Fruit and Veg for Child Care	274.25
8/07/2021	\$APINVCE	295879	SELECT FRESH PTY LTD	Fruit and Vegetables	34.60
8/07/2021	\$APINVCE	295782	SELECT FRESH PTY LTD	Fruit and Vegetables	124.62
Cheque/EFT FNumber 216523		ACCESS ICON PTY LTD T/AS CASCADA GROUP			5,203.00
8/07/2021	\$APINVCE	12389	ACCESS ICON PTY LTD T/AS CASCADA GROUP	Plinth 800 x 800 x 450mm w/65mm pipe slo	2,447.50
8/07/2021	\$APINVCE	12390	ACCESS ICON PTY LTD T/AS CASCADA GROUP	Stores Stock	2,755.50
Cheque/EFT FNumber 216524		Rooforce Facility Services Pty Ltd			3,245.00
8/07/2021	\$APINVCE	IV00000001130	Rooforce Facility Services Pty Ltd	Roo Force Facility Services	3,245.00
Cheque/EFT FNumber 216525		TONI MACARLA ROUTLEDGE T/AS PERTH PIANO CARE			275.00
8/07/2021	\$APINVCE	1324	TONI MACARLA ROUTLEDGE T/AS PERTH PIANO CARE	Piano Tuning - 11/06/21	275.00
Cheque/EFT FNumber 216526		HTR ELECTRICAL AND INSPECTION SERVICES PTY LTD			203.50
8/07/2021	\$APINVCE	INV-0152	HTR ELECTRICAL AND INSPECTION SERVICES PTY LTD	Call out and supplies fee to supply and	203.50
Cheque/EFT FNumber 216527		KAMBARANG SERVICES PTY LTD			12,237.50
8/07/2021	\$APINVCE	INV-006016	KAMBARANG SERVICES PTY LTD	Kambarang Services	12,237.50
Cheque/EFT FNumber 216528		Servco Australia Melville Pty Ltd (Melville Toyota)			36,730.00
8/07/2021	\$APINVCE	RI11227148	Servco Australia Melville Pty Ltd (Melville Toyota)	Procure 11 operational vehicle's that ar	36,730.00
Cheque/EFT FNumber 216529		Pennant House Pty Ltd t/as Pennant House			330.00
8/07/2021	\$APINVCE	INV-1551	Pennant House Pty Ltd t/as Pennant House	Repairs to 9m x 4.5m ANZ flag	330.00
Cheque/EFT FNumber 216530		JAKE CORMACK GRIFFIN			2,925.00
8/07/2021	\$APINVCE	202036	JAKE CORMACK GRIFFIN	Graphic Design 21-084, 21-099	1,080.00
8/07/2021	\$APINVCE	203037	JAKE CORMACK GRIFFIN	21-121 Christmas Lights partner evaluati	1,845.00
Cheque/EFT FNumber 216531		BERNARD CARNEY			960.00
8/07/2021	\$APINVCE	232	BERNARD CARNEY	Coordinator and Compere Tuesday Morning	960.00
Cheque/EFT FNumber 216532		THE TRUSTEE FOR PAM FAMILY TRUST T/AS PROFESSIONAL ARTS MANAGEMENT			31,274.34
8/07/2021	\$APINVCE	PAM0133	THE TRUSTEE FOR PAM FAMILY TRUST T/AS PROFESS	Cultural Collections Technician tender -	14,274.34
8/07/2021	\$APINVCE	PAM0134	THE TRUSTEE FOR PAM FAMILY TRUST T/AS PROFESS	Reinstatement of sound work at Claisebro	17,000.00
Cheque/EFT FNumber 216533		KRISTIE ROWE			1,110.00
8/07/2021	\$APINVCE	2021	KRISTIE ROWE	Gone Shopping Workshops HPW 2021 PO 2460	1,110.00
Cheque/EFT FNumber 216534		The Trustee for THE TEMPESTT FAMILY TRUST t/as Artery Media			550.00
8/07/2021	\$APINVCE	00004057	The Trustee for THE TEMPESTT FAMILY TRUST t/as Ar	Mural Concept - 672 Hay Street Mall Ret	550.00
Cheque/EFT FNumber 216535		Eco Pallets Pty Ltd t/as Eco Pallets			1,947.00
8/07/2021	\$APINVCE	00008630	Eco Pallets Pty Ltd t/as Eco Pallets	Plastic Pallets	1,947.00
Cheque/EFT FNumber 216536		LEE BROTHERS INTERNATIONAL TRADE PTY LTD t/as LBIT			98.34
8/07/2021	\$APINVCE	00325558	LEE BROTHERS INTERNATIONAL TRADE PTY LTD t/as L	Stores Stock	98.34



City of Perth

Schedule of Accounts Paid - Municipal Fund

For the Period: 01/07/2021-31/07/2021

Payment Date	Document	Invoice Number	Payee	Payment Details	Payment Amount
Cheque/EFT FNumber 216537					8,800.00
8/07/2021	\$APINVCE	00003950	Community Arts Network of WA T/AS CAN	Art Grant for Community Arts Network WA,	8,800.00
Cheque/EFT FNumber 216538					78,144.19
8/07/2021	\$HRPAYJNL	F 2/07/2021	The Trustee for Aware Super	4.5% Council Matched Company Contributio	8,899.86
8/07/2021	\$HRPAYJNL	F 2/07/2021	The Trustee for Aware Super	CC Scheme Employee Contribution - PostTa	1,882.89
8/07/2021	\$HRPAYJNL	F 2/07/2021	The Trustee for Aware Super	CC Scheme Employee Contribution - PreTax	9,418.52
8/07/2021	\$HRPAYJNL	F 2/07/2021	The Trustee for Aware Super	Employee Contribution - PreTax (\$)	986.01
8/07/2021	\$HRPAYJNL	F 2/07/2021	The Trustee for Aware Super	Employee Contribution - PreTax (%)	1,979.23
8/07/2021	\$HRPAYJNL	F 2/07/2021	The Trustee for Aware Super	SGC Compulsory - Employer	54,977.68
Cheque/EFT FNumber 216539					2,246.16
8/07/2021	\$HRPAYJNL	F 2/07/2021	Quick Super Fund	SGC Compulsory - Employer	307.70
8/07/2021	\$HRPAYJNL	F 2/07/2021	Quick Super Fund	SGC Compulsory - Employer	307.69
8/07/2021	\$HRPAYJNL	F 2/07/2021	Quick Super Fund	SGC Compulsory - Employer	576.92
8/07/2021	\$HRPAYJNL	F 2/07/2021	Quick Super Fund	SGC Compulsory - Employer	1,053.85
Cheque/EFT FNumber 216540					2,234.10
8/07/2021	\$APINVCE	HPL22638	Hoban Recruitment Pty Ltd	Electrical Engineer temp	2,234.10
Cheque/EFT FNumber 216541					3,358.60
8/07/2021	\$APINVCE	IV0000000644	THE TRUSTEE FOR Bibbul Trust T/AS Go Cultural Aboriginal TOURS AND EXPERIENCES		3,358.60
Cheque/EFT FNumber 216542					4,554.00
8/07/2021	\$APINVCE	COP001	River Engineering Pty Ltd	For the revision of the condition of the	4,554.00
Cheque/EFT FNumber 216543					2,059.57
8/07/2021	\$APINVCE	28119	BELL TRADING TRUST T/AS NORTH STAR SECURITY	VARIOUS SITES - PLANNED MAINTENANCE - 20	832.83
8/07/2021	\$APINVCE	27858	BELL TRADING TRUST T/AS NORTH STAR SECURITY	VARIOUS SITES - PLANNED MAINTENANCE - 20	106.66
8/07/2021	\$APINVCE	28121	BELL TRADING TRUST T/AS NORTH STAR SECURITY	VARIOUS SITES - PLANNED MAINTENANCE - 20	560.04
8/07/2021	\$APINVCE	28098	BELL TRADING TRUST T/AS NORTH STAR SECURITY	VARIOUS SITES - PLANNED MAINTENANCE - 20	560.04
Cheque/EFT FNumber 216544					198.00
8/07/2021	\$APINVCE	93286	GO DOORS PTY LTD t/as GO DOORS	Carry out function test for power operat	198.00
Cheque/EFT FNumber 216545					106,920.00
8/07/2021	\$APINVCE	821371753	KPMG	RFQ EXM000062 Internal Audit Services. T	106,920.00
Cheque/EFT FNumber 216546					11,000.00
8/07/2021	\$APINVCE	INV0079	LITT Global Pty Ltd t/as The Litt App	Winter Campaign- LITT App Engagement for	11,000.00
Cheque/EFT FNumber 216547					619.65
8/07/2021	\$APINVCE	LS210622	Lee Anthony Scanlan	Shop rider service and parts.	619.65
Cheque/EFT FNumber 216548					557.65
8/07/2021	\$APINVCE	262677	Diamond Locksmiths Pty Ltd t/as Diamond Lock & Security		318.25
8/07/2021	\$APINVCE	262781	Diamond Locksmiths Pty Ltd t/as Diamond Lock & Security		239.40
Cheque/EFT FNumber 216549					14,850.00
8/07/2021	\$APINVCE	129210	Turner & Townsend Thinc Pty Ltd	Project Management Services RFT000050 CB	14,850.00
Cheque/EFT FNumber 216550					3,500.00
8/07/2021	\$APINVCE	55478	The Trustee for Dominic Trim's Family Trust t/a Pedders Suspension & Brakes Osbo		3,500.00
Cheque/EFT FNumber 216551					3,146.00
8/07/2021	\$APINVCE	56563	Atromill Pty Ltd t/as The Australian Trellis Door Company		3,146.00
Cheque/EFT FNumber 216552					900.00
8/07/2021	\$APINVCE	WA2021002	Australian National Choral Association (ANCA) Incorporated	Australian National Choral Association (ANCA) Incorpr ANCA singing in the city, Heritage Perth	900.00
Cheque/EFT FNumber 216553					2,000.00
8/07/2021	\$APINVCE	INV-0034	Christina Zito t/as Shortie Zito Photography	Photography for LGBTQIA+ Plan	2,000.00
Cheque/EFT FNumber 216554					27,560.00
8/07/2021	\$APINVCE	INV0855454798	Falcon .IO Pty Ltd	Falcon social scheduling/monitoring subs	27,560.00
Cheque/EFT FNumber 216555					5,403.20
8/07/2021	\$APINVCE	INV-0232	The Trustee for The P & C Veletta Family Trust t/as Uncle Joes Barber And Mess		5,403.20
Cheque/EFT FNumber 216556					2,764.39
8/07/2021	\$APINVCE	INV-0094	Bucci Holdings Pty Ltd t/as Visimax	Qu-0049 Vismax	2,764.39
Cheque/EFT FNumber 216557					891.00
8/07/2021	\$APINVCE	29720	Morris & Ioppolo PTY LTD t/as M I Plumbers	Check faults in Water Meters - 111 Goder	891.00
Cheque/EFT FNumber 216558					5,997.15
8/07/2021	\$APINVCE	00151054	BLUE COLLAR PEOPLE	Labour Hire Nightshift WE 20/6/21	2,128.40
8/07/2021	\$APINVCE	00151055	BLUE COLLAR PEOPLE	WAC Dayshift Blue Collar Labour Costs -	3,868.75
Cheque/EFT FNumber 216559					1,381.11
8/07/2021	\$APINVCE	INV0150605	BOFFINS BOOKSHOP PTY LTD	Assorted Library Stock	413.81
8/07/2021	\$APINVCE	INV0150660	BOFFINS BOOKSHOP PTY LTD	Assorted Library Stock	908.82
8/07/2021	\$APINVCE	INV0150661	BOFFINS BOOKSHOP PTY LTD	Assorted Library Stock	58.48
Cheque/EFT FNumber 216560					4,526.50
8/07/2021	\$APINVCE	A01000019871	BG & E PTY LTD	Structural Engineering Services - 1.8 Ja	1,650.00
8/07/2021	\$APINVCE	A01000019232	BG & E PTY LTD	Structural engineering services for two	792.00
8/07/2021	\$APINVCE	A01000019233	BG & E PTY LTD	Structural engineering services for two	808.50
8/07/2021	\$APINVCE	A01000019205	BG & E PTY LTD	Regal Place and Roe Street Car Park: Str	1,276.00
Cheque/EFT FNumber 216561					32,276.82
8/07/2021	\$APINVCE	30062021	BUILDING & CONSTRUCTION INDUSTRY TRAININ	BCITF AS AT 30/6/2021	32,276.82
Cheque/EFT FNumber 216562					987.13
BUNNINGS BUILDING SUPPLIES P/L					



City of Perth

Schedule of Accounts Paid - Municipal Fund

For the Period: 01/07/2021-31/07/2021

Payment Date	Document	Invoice Number	Payee	Payment Details	Payment Amount
8/07/2021	\$APINVCE	2404/01367857	BUNNINGS BUILDING SUPPLIES P/L	WAC Yearly Bunnings Blanket Order Hardw	503.89
8/07/2021	\$APINVCE	2404/99854170	BUNNINGS BUILDING SUPPLIES P/L	20 x Bags Of Cream Cement 6 x Sabco Ind	483.24
Cheque/EFT FNumber 216563					400.00
CFMEU MINING & ENERGY DIVISION					
8/07/2021	\$HRPAYJNL	EF 2/07/2021	CFMEU MINING & ENERGY DIVISION	CFMEU (Union)	360.00
8/07/2021	\$HRPAYJNL	F 2/07/2021	CFMEU MINING & ENERGY DIVISION	CFMEU (Union)	40.00
Cheque/EFT FNumber 216564					2,306.03
Child Support Agency					
8/07/2021	\$HRPAYJNL	EF 2/07/2021	Child Support Agency	ATO Child Support Agency	1,149.99
8/07/2021	\$HRPAYJNL	F 2/07/2021	Child Support Agency	ATO Child Support Agency	1,156.04
Cheque/EFT FNumber 216565					791.00
CITY OF PERTH STAFF SOCIAL CLUB					
8/07/2021	\$HRPAYJNL	EF 2/07/2021	CITY OF PERTH STAFF SOCIAL CLUB	Social Club	49.00
8/07/2021	\$HRPAYJNL	F 2/07/2021	CITY OF PERTH STAFF SOCIAL CLUB	Social Club	742.00
Cheque/EFT FNumber 216566					38,306.26
CLASSIC TREE SERVICES					
8/07/2021	\$APINVCE	INV-34033	CLASSIC TREE SERVICES	Street Tree Pruning, Removal and Arboric	5,861.49
8/07/2021	\$APINVCE	INV-34159	CLASSIC TREE SERVICES	Street Tree Pruning, Removal and Arboric	4,708.20
8/07/2021	\$APINVCE	INV-34110	CLASSIC TREE SERVICES	Street Tree Pruning, Removal and Arboric	1,738.40
8/07/2021	\$APINVCE	INV-34183	CLASSIC TREE SERVICES	Street Tree Pruning, Removal and Arboric	2,333.75
8/07/2021	\$APINVCE	INV-34184	CLASSIC TREE SERVICES	Street Tree Pruning, Removal and Arboric	3,524.64
8/07/2021	\$APINVCE	INV-34268	CLASSIC TREE SERVICES	Street Tree Pruning, Removal and Arboric	799.26
8/07/2021	\$APINVCE	INV-34244	CLASSIC TREE SERVICES	Street Tree Pruning, Removal and Arboric	399.63
8/07/2021	\$APINVCE	INV-34269	CLASSIC TREE SERVICES	Street Tree Pruning, Removal and Arboric	305.27
8/07/2021	\$APINVCE	INV-34275	CLASSIC TREE SERVICES	Street Tree Pruning, Removal and Arboric	843.66
8/07/2021	\$APINVCE	INV-34109	CLASSIC TREE SERVICES	Street Tree Pruning, Removal and Arboric	1,315.45
8/07/2021	\$APINVCE	INV-34189	CLASSIC TREE SERVICES	Street Tree Pruning, Removal and Arboric	2,672.72
8/07/2021	\$APINVCE	INV-34267	CLASSIC TREE SERVICES	TREE MANAGEMENT PLAN TREES OF EXCEPTIONA	2,178.00
8/07/2021	\$APINVCE	INV-34266	CLASSIC TREE SERVICES	TREE SUCCESSION PLAN TREES OF EXCEPTIONA	1,958.00
8/07/2021	\$APINVCE	INV-34322	CLASSIC TREE SERVICES	Review of City's Tree List, Street tree	9,196.00
8/07/2021	\$APINVCE	INV-34098	CLASSIC TREE SERVICES	Street Tree Pruning, Removal and Arboric	471.79
Cheque/EFT FNumber 216567					22,000.00
PERTH INSTITUTE OF CONTEMPORARY ARTS ARTS					
8/07/2021	\$APINVCE	244	PERTH INSTITUTE OF CONTEMPORARY ARTS ARTS	Art Sponsorship (Annual, 19/20 & 20/21)	22,000.00
Cheque/EFT FNumber 216568					5,727.59
FAAC AUSTRALIA T/AS HUB PARKING TECHNOLOGY					
8/07/2021	\$APINVCE	23629	FAAC AUSTRALIA T/AS HUB PARKING TECHNOLOGY	Datapark SLA 20/21	5,727.59
Cheque/EFT FNumber 216569					266.18
LANDGATE					
8/07/2021	\$APINVCE	366133 - 10000427	LANDGATE	Landgate - Valuations, Title Searches &	266.18
Cheque/EFT FNumber 216570					465.00
DILENA METAL SALES					
8/07/2021	\$APINVCE	152379	DILENA METAL SALES	Supply materials: 5 x 40nb med galv @ 80	67.00
8/07/2021	\$APINVCE	152373	DILENA METAL SALES	Supply of materials: 2 x 40nb med gal @	398.00
Cheque/EFT FNumber 216571					18,007.00
ENGINEERING TECHNOLOGY CONSULTANTS - ETC					
8/07/2021	\$APINVCE	INV10633	ENGINEERING TECHNOLOGY CONSULTANTS - ETC	Lighting consultancy for Light it Up Par	13,607.00
8/07/2021	\$APINVCE	INV10553	ENGINEERING TECHNOLOGY CONSULTANTS - ETC	Electrical and Lighting Consultancy - Ro	4,400.00
Cheque/EFT FNumber 216572					457.80
FARINOSI & SONS PTY LTD					
8/07/2021	\$APINVCE	11009793	FARINOSI & SONS PTY LTD	VARIOUS SITES - UNPLANNED MAINTENANCE -	1.28
8/07/2021	\$APINVCE	11009795	FARINOSI & SONS PTY LTD	VARIOUS SITES - UNPLANNED MAINTENANCE -	7.26
8/07/2021	\$APINVCE	11009930	FARINOSI & SONS PTY LTD	VARIOUS SITES - UNPLANNED MAINTENANCE -	365.11
8/07/2021	\$APINVCE	11010280	FARINOSI & SONS PTY LTD	VARIOUS SITES - UNPLANNED MAINTENANCE -	11.50
8/07/2021	\$APINVCE	11010283	FARINOSI & SONS PTY LTD	VARIOUS SITES - UNPLANNED MAINTENANCE -	72.65
Cheque/EFT FNumber 216573					40,774.55
GALLERIA MOTORS PTY LTD T/AS GALLERIA TOYOTA					
8/07/2021	\$APINVCE	RI11106125	GALLERIA MOTORS PTY LTD T/AS GALLERIA TOYOTA	Procuring 4 irrigation utilities as per	40,774.55
Cheque/EFT FNumber 216574					252.45
STRATAGREEN					
8/07/2021	\$APINVCE	134514	STRATAGREEN	Stores Stock	252.45
Cheque/EFT FNumber 216575					63,738.18
HAYS PERSONNEL SERVICES (AUST) PTY LTD					
8/07/2021	\$APINVCE	50130922	HAYS PERSONNEL SERVICES (AUST) PTY LTD	PO increased for contractor based on: \$6	8,807.56
8/07/2021	\$APINVCE	50130925	HAYS PERSONNEL SERVICES (AUST) PTY LTD	Daniel craig 14/05/2021 to 25/06/2021	5,958.66
8/07/2021	\$APINVCE	50130929	HAYS PERSONNEL SERVICES (AUST) PTY LTD	David Kay 7/5/2021 to 25/06/2021	4,468.99
8/07/2021	\$APINVCE	50130930	HAYS PERSONNEL SERVICES (AUST) PTY LTD	Annette Caszo - Project Officer: 12 week	2,576.54
8/07/2021	\$APINVCE	50130926	HAYS PERSONNEL SERVICES (AUST) PTY LTD	Mark Ford 30/05/2021 To 25/06/2021	6,398.57
8/07/2021	\$APINVCE	50130928	HAYS PERSONNEL SERVICES (AUST) PTY LTD	Temp personnel -Alice See-Hoo for Julie	5,847.47
8/07/2021	\$APINVCE	50130924	HAYS PERSONNEL SERVICES (AUST) PTY LTD	Payroll Officer: CEHMAJSTER, Violet	11,061.86
8/07/2021	\$APINVCE	50130923	HAYS PERSONNEL SERVICES (AUST) PTY LTD	Hays recruitment - temp personnel for wa	4,502.88
8/07/2021	\$APINVCE	50130927	HAYS PERSONNEL SERVICES (AUST) PTY LTD	Michael Gomm 30/04/2021 to 25/06/2021	6,804.73
8/07/2021	\$APINVCE	50060223	HAYS PERSONNEL SERVICES (AUST) PTY LTD	Project PPST800069. Systems Integration	7,310.92
Cheque/EFT FNumber 216576					226.10
Health Insurance Fund Of Wa					
8/07/2021	\$HRPAYJNL	F 2/07/2021	Health Insurance Fund Of Wa	Health Insurance Fund	226.10
Cheque/EFT FNumber 216577					388.71
HOSPITAL BENEFIT FUND OF WA					
8/07/2021	\$HRPAYJNL	EF 2/07/2021	HOSPITAL BENEFIT FUND OF WA	Hospital Benefit Fund	265.75
8/07/2021	\$HRPAYJNL	F 2/07/2021	HOSPITAL BENEFIT FUND OF WA	Hospital Benefit Fund	122.96
Cheque/EFT FNumber 216578					409.95
JAYCAR ELECTRONICS					
8/07/2021	\$APINVCE	3069391	JAYCAR ELECTRONICS	12 Volt Water System for New ATV	409.95
Cheque/EFT FNumber 216579					56,951.29
JONES LANG LASALLE (WA)PTY LTD					
8/07/2021	\$APINVCE	6477566	JONES LANG LASALLE (WA)PTY LTD	ENEX 100 Loading Dock 14 Monthly Rent 20	56,951.29



Schedule of Accounts Paid - Municipal Fund

For the Period: 01/07/2021-31/07/2021

City of Perth

Payment Date	Document	Invoice Number	Payee	Payment Details	Payment Amount
Cheque/EFT FNumber 216580					831.60
8/07/2021	\$APINVCE	105918	Kwik Kopy Printing	Citiplace Rest Centre Locker book Printi	831.60
Cheque/EFT FNumber 216581					173.41
8/07/2021	\$APCREDT	36223	MARKETFORCE LTD	MARKETFORCE LTD	-387.59
8/07/2021	\$APINVCE	33445	MARKETFORCE LTD	Police Check for Recruitment	396.00
8/07/2021	\$APINVCE	34921	MARKETFORCE LTD	Ad for Rates newsletter	165.00
Cheque/EFT FNumber 216582					140.25
8/07/2021	\$APINVCE	CIMM44070785/5	MERCURY	Council House Couriers	67.54
8/07/2021	\$APINVCE	CIMM4407078/4	MERCURY	Council House Couriers	72.71
Cheque/EFT FNumber 216583					55,971.46
8/07/2021	\$APINVCE	SINV-043734	MINDARIE REGIONAL COUNCIL	Provision of landfill tipping - 20/21	55,971.46
Cheque/EFT FNumber 216584					1,189.02
8/07/2021	\$HRPAYJNL	EF 2/07/2021	LGRCEU	LGRCEU (Trade union)	1,025.02
8/07/2021	\$HRPAYJNL	F 2/07/2021	LGRCEU	LGRCEU (Trade union)	164.00
Cheque/EFT FNumber 216585					104.50
8/07/2021	\$APINVCE	INV0060655	REINO INTERNATIONAL	Spare pats for Reino ticket machines	104.50
Cheque/EFT FNumber 216586					569.17
8/07/2021	\$APINVCE	SINV17270	PERROTT PAINTING	Unplanned Graffiti Removal & Painting Se	248.74
8/07/2021	\$APINVCE	SINV17280	PERROTT PAINTING	Unplanned Graffiti Removal & Painting Se	320.43
Cheque/EFT FNumber 216587					980.05
8/07/2021	\$APINVCE	11734608	RSEA PTY LTD	Employee Safety Boots	149.60
8/07/2021	\$APINVCE	11734604	RSEA PTY LTD	Employee Safety Boots - Frank Sharpe	149.60
8/07/2021	\$APINVCE	11738729	RSEA PTY LTD	Safety Boots Nightshift - K. Duong	151.80
8/07/2021	\$APINVCE	11068932	RSEA PTY LTD	New Employee Uniforms- WAC Dayshift Matt	478.23
8/07/2021	\$APINVCE	11630241	RSEA PTY LTD	Raincoat 3m Reflective NS - J. Barron	90.75
8/07/2021	\$APCREDT	11389660	RSEA PTY LTD	RSEA	-39.93
Cheque/EFT FNumber 216588					720.00
8/07/2021	\$APINVCE	FAINV00827436	St John Ambulance Australia	First Aid - training for iCity Volunteer	120.00
8/07/2021	\$APINVCE	FAINV00827437	St John Ambulance Australia	First Aid - training for iCity Volunteer	120.00
8/07/2021	\$APINVCE	FAINV00827435	St John Ambulance Australia	First Aid - training for iCity Volunteer	120.00
8/07/2021	\$APINVCE	FAINV00830301	St John Ambulance Australia	Provide First Aid - Parking Services	120.00
8/07/2021	\$APINVCE	FAINV00830302	St John Ambulance Australia	Provide First Aid - Parking Services	120.00
8/07/2021	\$APINVCE	FAINV00830303	St John Ambulance Australia	Provide First Aid - Parking Services	120.00
Cheque/EFT FNumber 216589					3,038.20
8/07/2021	\$APINVCE	661092814	FUJI XEROX BUSINESSFORCE PTY LTD	Postage for Infringement Notices Under n	226.78
8/07/2021	\$APINVCE	661092815	FUJI XEROX BUSINESSFORCE PTY LTD	Postage for Infringement Notices Under n	349.07
8/07/2021	\$APINVCE	662092814	FUJI XEROX BUSINESSFORCE PTY LTD	Postage for Infringement Notices Under n	779.23
8/07/2021	\$APINVCE	662092815	FUJI XEROX BUSINESSFORCE PTY LTD	Postage for Infringement Notices Under n	1,683.12
Cheque/EFT FNumber 216590					60.50
8/07/2021	\$APINVCE	PI23189000	SCARBORO TOYOTA	Replacement Side Indicator Assembly	60.50
Cheque/EFT FNumber 216591					2,115.30
8/07/2021	\$APINVCE	RA4203130	RANDSTAD PTY LTD	Agency Staff	2,115.30
Cheque/EFT FNumber 216592					1,674.96
8/07/2021	\$APINVCE	SI422153	STATEWIDE CLEANING SUPPLIES	cleaning chemical and stores supply for	964.59
8/07/2021	\$APINVCE	SI419342	STATEWIDE CLEANING SUPPLIES	Stores and Materials	979.64
8/07/2021	\$APCREDT	SC27475	STATEWIDE CLEANING SUPPLIES	STATEWIDE CLEAN	-269.27
Cheque/EFT FNumber 216593					875.00
8/07/2021	\$APINVCE	68368#7	CSP GROUP PTY LTD T/AS STIHL SHOP OSBORNE PARK	Parks Minor Plant Repairs to Blowers and	322.00
8/07/2021	\$APINVCE	68365	CSP GROUP PTY LTD T/AS STIHL SHOP OSBORNE PARK	Parks Minor Plant Repairs to Blowers and	40.00
8/07/2021	\$APINVCE	68366	CSP GROUP PTY LTD T/AS STIHL SHOP OSBORNE PARK	Parks Minor Plant Repairs to Blowers and	148.00
8/07/2021	\$APINVCE	67831	CSP GROUP PTY LTD T/AS STIHL SHOP OSBORNE PARK	Repairs + Report Fees for Parks Minor Pl	278.00
8/07/2021	\$APINVCE	67584 #7	CSP GROUP PTY LTD T/AS STIHL SHOP OSBORNE PARK	Parts Needed for Parks Minor Plant Repai	87.00
Cheque/EFT FNumber 216594					880.00
8/07/2021	\$APINVCE	00260164	The Trustee for the Swan Towing Trust	Supply of Maintenance Worker Jason Mawso	440.00
8/07/2021	\$APINVCE	00258639	The Trustee for the Swan Towing Trust	Towing Fee For Hino Rubbish Truck From D	440.00
Cheque/EFT FNumber 216595					10,826.67
8/07/2021	\$APINVCE	4681945038	TELSTRA	DATA CHARGES FOR 16 April-15 May 2021	45.50
8/07/2021	\$APINVCE	4681945038	TELSTRA	DATA CHARGES FOR 16 May to 15 June 2021	45.50
8/07/2021	\$APINVCE	4681945038	TELSTRA	DATA CHARGES FOR 16 MAY TO 15 JUNE 2021	45.50
8/07/2021	\$APINVCE	1057776700	TELSTRA	DATA CHARGES FOR 16 April-15 May 2021	3,617.90
8/07/2021	\$APINVCE	1057776700	TELSTRA	DATA CHARGES FOR 16 May-15 June2021	3,617.90
8/07/2021	\$APINVCE	2537275000	TELSTRA	DATA CHARGES FOR 16 March-15 April 2021	1,188.56
8/07/2021	\$APINVCE	2537275000	TELSTRA	DATA CHARGES FOR 16 April-15 May 2021	2,265.81
Cheque/EFT FNumber 216596					1,894.86
8/07/2021	\$APINVCE	411560913	TOTAL EDEN PTY LTD T/AS Nutrien Water	Supply Irrigation parts as per quote 203	550.83
8/07/2021	\$APINVCE	411573637	TOTAL EDEN PTY LTD T/AS Nutrien Water	Stores Stock	461.89
8/07/2021	\$APINVCE	411582542	TOTAL EDEN PTY LTD T/AS Nutrien Water	Supply 3 irrigation controller nodes	676.66
8/07/2021	\$APINVCE	411583531	TOTAL EDEN PTY LTD T/AS Nutrien Water	Stores Stock	205.48
Cheque/EFT FNumber 216597					671.25
					T QUIP



City of Perth

Schedule of Accounts Paid - Municipal Fund

For the Period: 01/07/2021-31/07/2021

Payment Date	Document	Invoice Number	Payee	Payment Details	Payment Amount
8/07/2021	\$APINVCE	100905 #7	T QUIP	Repair Parts for 3 Parks Mowers	31.50
8/07/2021	\$APINVCE	101020 #7	T QUIP	Repair Parts for 3 Parks Mowers	35.20
8/07/2021	\$APINVCE	101370 #7	T QUIP	Repair Parts for 3 Parks Mowers	44.10
8/07/2021	\$APINVCE	101553 #7	T QUIP	Brake Parts for Gianni Ferrari Parks Mow	27.90
8/07/2021	\$APCREDIT	102527*102	T QUIP	Invoice 102450#12	-22.40
8/07/2021	\$APCREDIT	102528*102	T QUIP	Invoice 102450#12	-7.45
8/07/2021	\$APINVCE	102132#7	T QUIP	Deck Rollers for Parks x 2 Toro Mowers	317.90
8/07/2021	\$APINVCE	102202 # 7	T QUIP	Brake Parts for Gianni Ferrari Parks Mow	244.50
Cheque/EFT FNumber 216598			TRACKSIDE BAKERY		303.40
8/07/2021	\$APINVCE	00001976	TRACKSIDE BAKERY	Bread for Community Centre	303.40
Cheque/EFT FNumber 216599			TRANEN PTY LTD T/AS TRANEN REVEGETATION SYSTEMS		1,875.50
8/07/2021	\$APINVCE	2732	TRANEN PTY LTD T/AS TRANEN REVEGETATION SYSTE	Wild flower seeds for winter planting	1,875.50
Cheque/EFT FNumber 216600			ULTIMO CATERING & EVENTS PTY LTD		698.28
8/07/2021	\$APINVCE	00412265	ULTIMO CATERING & EVENTS PTY LTD	COP Catering Supplies	459.25
8/07/2021	\$APINVCE	00412263	ULTIMO CATERING & EVENTS PTY LTD	COP Catering Supplies	104.50
8/07/2021	\$APINVCE	00412264	ULTIMO CATERING & EVENTS PTY LTD	COP Catering Supplies	134.53
Cheque/EFT FNumber 216601			VIZCOM TECHNOLOGIES		5,720.94
8/07/2021	\$APINVCE	24007	VIZCOM TECHNOLOGIES	Repairs to Video Wall in Library	5,720.94
Cheque/EFT FNumber 216602			WA HINO SALES & SERVICES		460.66
8/07/2021	\$APINVCE	275298	WA HINO SALES & SERVICES	Replacement Lamp Switch for Road Sweeper	129.91
8/07/2021	\$APINVCE	HTFS137807	WA HINO SALES & SERVICES	Repairs Truck	330.75
Cheque/EFT FNumber 216603			FILOMENO ALFONSO		120.00
8/07/2021	\$APINVCE	22062021FA	FILOMENO ALFONSO	HEALTHY LIFESTYLE -F ALFONSO	120.00
Cheque/EFT FNumber 216604			EMMA KIRKHAM		19.35
8/07/2021	\$APINVCE	31052021	EMMA KIRKHAM	RFD CRAFT PAYMENTS 18/2/20-29/9/2020	19.35
Cheque/EFT FNumber 216605			ARTRAGE INC		6,000.00
8/07/2021	\$APINVCE	500555	ARTRAGE INC	RFD CAR PARK BOND - ROE ST CP	6,000.00
Cheque/EFT FNumber 216606			PINDAN CONSTRUCTIONS PTY LTD		4,059.62
8/07/2021	\$APINVCE	BPC2018596	PINDAN CONSTRUCTIONS PTY LTD	RFD WRKBD 28 ST GEORGES TCE BPC-2018/596	4,059.62
Cheque/EFT FNumber 216607			PINDAN CONSTRUCTIONS PTY LTD		24,531.42
8/07/2021	\$APINVCE	HG201718	PINDAN CONSTRUCTIONS PTY LTD	RFD BLDNG PERMIT 28 ST GEORGCE TCE	24,531.42
Cheque/EFT FNumber 216608			RUBEN LUAL		426.00
8/07/2021	\$APINVCE	25062021	RUBEN LUAL	RENEWAL SECURITY/CROWD CNTRL LICENCE	426.00
Cheque/EFT FNumber 216609			COMPONENTS ONLY		270.00
8/07/2021	\$APINVCE	4009440095	COMPONENTS ONLY	RFD PERMITS 40094/40095 COVID LOCKDOWN	270.00
Cheque/EFT FNumber 216610			EDDIE YATYIANA		120.00
8/07/2021	\$APINVCE	25062021EY	EDDIE YATYIANA	HEALTHY LIFESTYLE -E YATYIANA	120.00
Cheque/EFT FNumber 216611			NATIONAL STROKE FOUNDATION		200.00
8/07/2021	\$APINVCE	33102	NATIONAL STROKE FOUNDATION	RFD VENUE BOOKING-33102	200.00
Cheque/EFT FNumber 216612			KAREN ABERCROMBY		120.00
8/07/2021	\$APINVCE	28062021KA	KAREN ABERCROMBY	HEALTHY LIFESTYLE -K ABERCROMBY	120.00
Cheque/EFT FNumber 216613			RICHENDA PRALL		250.00
8/07/2021	\$APINVCE	12042021RP	RICHENDA PRALL	RFD HERITAGE CONFERENCE - CM 71243/21	250.00
Cheque/EFT FNumber 216614			HAZEM SEDDA		147.00
8/07/2021	\$APINVCE	07072021	HAZEM SEDDA	RFD APPLICATION 2021/5122	147.00
Cheque/EFT FNumber 216615			The University of Western Australia		910.07
15/07/2021	\$APINVCE	9846002591	The University of Western Australia	UWA UNDERPASS MAINTENANCE - 2020/21 FIN	910.07
Cheque/EFT FNumber 216616			TAMALA PARK REGIONAL COUNCIL		7,388.30
15/07/2021	\$APINVCE	1778	TAMALA PARK REGIONAL COUNCIL	Tamala Park Regional Council Development	106,105.68
15/07/2021	\$JOURNAL	J234436	TAMALA PARK REGIONAL COUNCIL	Proceed of Sale subject to GST	51,368.71
15/07/2021	\$JOURNAL	J234437	TAMALA PARK REGIONAL COUNCIL	Dev Cost subject to GST	-98,002.76
15/07/2021	\$RECEIPT	J234413	TAMALA PARK REGIONAL COUNCIL	"LDR ; Refer to Invoice 264432 ; AP/AR C	-7,860.83
15/07/2021	\$RECEIPT	J234413	TAMALA PARK REGIONAL COUNCIL	LDR ; Refer to Invoice 2644432 ; AP/AR C	-44,222.50
Cheque/EFT FNumber 216617			CTI5 PTY LTD		264.00
15/07/2021	\$APINVCE	01069487	CTI5 PTY LTD	Coin Collection Fees for citiplace Rest	264.00
Cheque/EFT FNumber 216618			McMULLEN NOLAN GROUP PTY LTD		12,206.00
15/07/2021	\$APINVCE	209135	McMULLEN NOLAN GROUP PTY LTD	Feature & Topographical Survey	12,206.00
Cheque/EFT FNumber 216619			STILES ELECTRICAL SERVICES		548,637.56
15/07/2021	\$APINVCE	8130	STILES ELECTRICAL SERVICES	WALGA RFQ VP242199 Moor Street Light	13,572.29
15/07/2021	\$APINVCE	8120	STILES ELECTRICAL SERVICES	WALGA QUOTATION VP211279 – ELECTRICAL LI	224,333.25
15/07/2021	\$APINVCE	8113	STILES ELECTRICAL SERVICES	WALGA QUOTATION VP211279 – ELECTRICAL LI	310,732.02
Cheque/EFT FNumber 216620			BIDFOOD WA PTY LTD		1,932.36
15/07/2021	\$APINVCE	152814269.PER	BIDFOOD WA PTY LTD	Catering supplies for Citiplace Communit	754.58
15/07/2021	\$APINVCE	152130798.PER	BIDFOOD WA PTY LTD	Tuesday Morning show - Tea and coffee se	345.49
15/07/2021	\$APINVCE	152118452.PER	BIDFOOD WA PTY LTD	Delivery of groceries to Child Care	832.29
Cheque/EFT FNumber 216621			CITY TOYOTA		36,468.60
15/07/2021	\$APINVCE	R121104589	CITY TOYOTA	Replace 1 Street Presentation and Mainte	36,468.60
Cheque/EFT FNumber 216622			RORIE SPARE		1,920.55
15/07/2021	\$APINVCE	185	RORIE SPARE	CSA and Parking Service Annual Camera Cl	1,920.55



City of Perth

Schedule of Accounts Paid - Municipal Fund

For the Period: 01/07/2021-31/07/2021

Payment Date	Document	Invoice Number	Payee	Payment Details	Payment Amount
Cheque/EFT FNumber 216623					687.50
15/07/2021	\$APINVCE	AU-421351	ILLION AUSTRALIA PTY LTD T/AS TENDERLINK.COM	Tenderlink Subscription 2020/21	687.50
Cheque/EFT FNumber 216624					1,130.25
15/07/2021	\$APINVCE	00054662	ARCHIVAL SURVIVAL	Order of custom sized archives boxes (qu	1,130.25
Cheque/EFT FNumber 216625					1,520.64
15/07/2021	\$APINVCE	15710	SOUTHERN METROPOLITAN REGIONAL COUNCIL	Provision of Waste disposal for Food Org	1,520.64
Cheque/EFT FNumber 216626					3,233.73
15/07/2021	\$APINVCE	AUS897360	IRON MOUNTAIN AUSTRALIA GROUP PTY LTD	240L Secure Bin for Library	10.38
15/07/2021	\$APINVCE	AUS887161	IRON MOUNTAIN AUSTRALIA GROUP PTY LTD	Secure shredding bin Lower Ground floor	10.38
15/07/2021	\$APINVCE	AUS886968	IRON MOUNTAIN AUSTRALIA GROUP PTY LTD	Iron Mountain - Recycled Waste Bin Order	10.38
15/07/2021	\$APINVCE	109007345	IRON MOUNTAIN AUSTRALIA GROUP PTY LTD	Cold Storage at Iron Mountain 6YQN accou	2.46
15/07/2021	\$APINVCE	AUS886969	IRON MOUNTAIN AUSTRALIA GROUP PTY LTD	Secure destruction including hire of 4 b	41.54
15/07/2021	\$APINVCE	109007418	IRON MOUNTAIN AUSTRALIA GROUP PTY LTD	Monthly ICT Backup Tape Collection/Stora	692.90
15/07/2021	\$APINVCE	AUS887391	IRON MOUNTAIN AUSTRALIA GROUP PTY LTD	Document destruction bin 20-21	10.38
15/07/2021	\$APINVCE	AUS897697	IRON MOUNTAIN AUSTRALIA GROUP PTY LTD	Iron Mountain account NDT Storage of Rat	332.45
15/07/2021	\$APINVCE	AUS894663	IRON MOUNTAIN AUSTRALIA GROUP PTY LTD	NAV General storage Split into storage &	2,122.86
Cheque/EFT FNumber 216627					1,113.20
15/07/2021	\$APINVCE	00018948	DUNBAR SERVICES(WA) PTY LTD	Quote: 210616LECOU - Kitchen Exhaust Cle	1,113.20
Cheque/EFT FNumber 216628					2,288.55
15/07/2021	\$APINVCE	00147573	ADVANCED TRAFFIC MANAGEMENT	Traffic Management Hay St Mall 24th	277.20
15/07/2021	\$APINVCE	00147380	ADVANCED TRAFFIC MANAGEMENT	Supply of Traffic Management - Parks	1,143.45
15/07/2021	\$APINVCE	00147498	ADVANCED TRAFFIC MANAGEMENT	TMP Design	867.90
Cheque/EFT FNumber 216629					375.00
15/07/2021	\$APINVCE	00100869	ADVANCED AUTOLOGIC	Odour Stop to for Rubbish Truck Compacto	375.00
15/07/2021	\$APINVCE	00100869	ADVANCED AUTOLOGIC	Odour Stop to for Rubbish Truck Compacto	-375.00
15/07/2021	\$APINVCE	00100869	ADVANCED AUTOLOGIC	Odour Stop to for Rubbish Truck Compacto	375.00
Cheque/EFT FNumber 216630					550.00
15/07/2021	\$APINVCE	31423	ENVIRONMENTAL HEALTH AUSTRALIA(WA)INC	Food Safe Online Annual Subscription	550.00
Cheque/EFT FNumber 216631					51,808.00
15/07/2021	\$APINVCE	02021907	DATA 3	Azure usage charges for 3-4 months. June	24,315.87
15/07/2021	\$APINVCE	02022272	DATA 3	Azure usage charges for 3-4 months. June	27,492.13
Cheque/EFT FNumber 216632					1,969.68
15/07/2021	\$APINVCE	A-158466	INTERNATIONAL ART SERVICES	16.3 cubic metres of climate & non-clima	1,969.68
Cheque/EFT FNumber 216633					99.00
15/07/2021	\$APINVCE	38393	PUMPS AUSTRALIA	FIG 63C DETERGENT PICKUP FM for MP3050	99.00
Cheque/EFT FNumber 216634					418.00
15/07/2021	\$APINVCE	68617	Air & Power Pty Ltd	Hire of Air Compressor for Depot Worksho	418.00
Cheque/EFT FNumber 216635					22,458.67
15/07/2021	\$APINVCE	8067136867	TK Elevator Australia Pty Ltd	REACTIVE LIFT AND ESCALATOR MAINTENANCE	444.40
15/07/2021	\$APINVCE	8067136842	TK Elevator Australia Pty Ltd	REACTIVE LIFT MAINTENANCE 20/21	232.90
15/07/2021	\$APINVCE	8067137528	TK Elevator Australia Pty Ltd	Piazza lift maintenance	342.33
15/07/2021	\$APINVCE	8067137492	TK Elevator Australia Pty Ltd	LIFT AND ESCALATOR MAINTENANCE SERVICES	859.08
15/07/2021	\$APINVCE	8067137447	TK Elevator Australia Pty Ltd	LIFT AND ESCALATOR MAINTENANCE SERVICES	666.13
15/07/2021	\$APINVCE	8067132292	TK Elevator Australia Pty Ltd	FORREST CHASE - LIFTS/ESCALATOR SERVICE	5,231.60
15/07/2021	\$APINVCE	8067126344	TK Elevator Australia Pty Ltd	FORREST CHASE - LIFTS/ESCALATOR SERVICE	5,231.60
15/07/2021	\$APINVCE	8067126341	TK Elevator Australia Pty Ltd	FORREST CHASE - LIFTS/ESCALATOR SERVICE	4,219.03
15/07/2021	\$APINVCE	8067127124	TK Elevator Australia Pty Ltd	FORREST CHASE - LIFTS/ESCALATOR SERVICE	5,231.60
Cheque/EFT FNumber 216636					223.30
15/07/2021	\$APINVCE	00011958	PARAMOUNT BUSINESS SUPPLIES	Laminating pouches for parking permits	223.30
Cheque/EFT FNumber 216637					605.00
15/07/2021	\$APINVCE	25829	SAFETY & RESCUE EQUIPMENT	COUNCIL HOUSE - HEIGHT SAFETY EQUIPMENT	605.00
Cheque/EFT FNumber 216638					4,738.06
15/07/2021	\$APINVCE	240627	MAJESTIC PLUMBING	VARIOUS SITES - UNPLANNED PLUMBING MAINT	87.40
15/07/2021	\$APINVCE	240665	MAJESTIC PLUMBING	VARIOUS SITES - UNPLANNED PLUMBING MAINT	87.40
15/07/2021	\$APINVCE	240666	MAJESTIC PLUMBING	VARIOUS SITES - UNPLANNED PLUMBING MAINT	87.40
15/07/2021	\$APINVCE	240562	MAJESTIC PLUMBING	VARIOUS SITES - UNPLANNED PLUMBING MAINT	154.62
15/07/2021	\$APINVCE	240076	MAJESTIC PLUMBING	VARIOUS SITES - UNPLANNED PLUMBING MAINT	807.29
15/07/2021	\$APINVCE	240397	MAJESTIC PLUMBING	VARIOUS SITES - UNPLANNED PLUMBING MAINT	1,129.48
15/07/2021	\$APINVCE	239695	MAJESTIC PLUMBING	VARIOUS SITES - UNPLANNED PLUMBING MAINT	1,769.79
15/07/2021	\$APINVCE	240129	MAJESTIC PLUMBING	VARIOUS SITES - UNPLANNED PLUMBING MAINT	614.68
Cheque/EFT FNumber 216639					250.25
15/07/2021	\$APINVCE	00015901	ECOLO WA	FORREST PLACE LOADING DOCK BIN ROOM ODOU	250.25
Cheque/EFT FNumber 216640					1,755.18
15/07/2021	\$APINVCE	INV-0000078691	DFF RECRUITMENT SERVICES	Temp Maintenance Support Officer	1,755.18
Cheque/EFT FNumber 216641					33,726.88
15/07/2021	\$APINVCE	2976	ENVIROPATH PTY LTD T/ AS SPOT'S ALL SURFACE CLE/	Planned Car Park Degreasing for Nov 2020	11,840.40
15/07/2021	\$APINVCE	2978	ENVIROPATH PTY LTD T/ AS SPOT'S ALL SURFACE CLE/	Replacement Low level Tank Sensor for 5m	1,226.83
15/07/2021	\$APINVCE	2977	ENVIROPATH PTY LTD T/ AS SPOT'S ALL SURFACE CLE/	High Pressure Cleaning to Shared Paths	20,167.95
15/07/2021	\$APINVCE	2973	ENVIROPATH PTY LTD T/ AS SPOT'S ALL SURFACE CLE/	Coolant Sensor for Smaller Pavement Clea	491.70



City of Perth

Schedule of Accounts Paid - Municipal Fund

For the Period: 01/07/2021-31/07/2021

Payment Date	Document	Invoice Number	Payee	Payment Details	Payment Amount
Cheque/EFT FNumber 216642					18,568.00
15/07/2021	\$APINVCE	20-136:09	NS PROJECTS PTY LTD	Roe St Enhancement Temporary Project Man	13,717.00
15/07/2021	\$APINVCE	21-058:02	NS PROJECTS PTY LTD	NS Projects - project management of SNS	990.00
15/07/2021	\$APINVCE	21-058:01	NS PROJECTS PTY LTD	NS Projects - project management of SNS	3,861.00
Cheque/EFT FNumber 216643					434.94
15/07/2021	\$APINVCE	P2191480	ATOM SUPPLY	Depot Main Store Stock	434.94
Cheque/EFT FNumber 216644					10,022.69
15/07/2021	\$APINVCE	00045076	KINGMAN VISUAL	Street Furniture Replacement 20-21 - New	1,134.58
15/07/2021	\$APINVCE	00045101	KINGMAN VISUAL	Supply and install Toilet Wrap - Welling	8,888.11
Cheque/EFT FNumber 216645					2,420.00
15/07/2021	\$APINVCE	00001349	THE TRUSTEE FOR BENNETT KELLY FAMILY TRUST	Sidewalk Sounds at East End Revitalizati	2,420.00
Cheque/EFT FNumber 216646					16,500.00
15/07/2021	\$APINVCE	COP210709	JONATHAN TARRY	Cost of repair and reinstallation of Red	16,500.00
Cheque/EFT FNumber 216647					142.93
15/07/2021	\$APINVCE	INV-4066	CANON PRODUCTION PRINTING AUSTRALIA PTY LTD T/AS OCE-AUSTRALIA	Maintenance TCS4SA Standalone Scanner -	142.93
Cheque/EFT FNumber 216648					290,147.11
15/07/2021	\$APINVCE	00180633	ACCESS BRICKPAVING CO	Replacement of existing street trees x3	3,553.00
15/07/2021	\$APINVCE	00180638	ACCESS BRICKPAVING CO	Quote dated: 16/02/2021 ROYAL ST Carpark	8,534.90
15/07/2021	\$APINVCE	00050725	ACCESS BRICKPAVING CO	Pavement modifications works to APT site	8,942.45
15/07/2021	\$APINVCE	00180639	ACCESS BRICKPAVING CO	Wellington St Train Station East Side	6,352.50
15/07/2021	\$APINVCE	00180640	ACCESS BRICKPAVING CO	Wellington St Train Station West Side	15,142.60
15/07/2021	\$APINVCE	00180636	ACCESS BRICKPAVING CO	St George's College Mounts Bay rd Cross	4,620.00
15/07/2021	\$APINVCE	00290624	ACCESS BRICKPAVING CO	1100 Hay St Works in Harvest Tce West si	14,800.50
15/07/2021	\$APINVCE	00180625	ACCESS BRICKPAVING CO	Saunders St 16 Sqm lift and relay pavers	2,329.13
15/07/2021	\$APINVCE	00180626	ACCESS BRICKPAVING CO	Construction of footpath and median isla	39,161.69
15/07/2021	\$APINVCE	00290625	ACCESS BRICKPAVING CO	JH Abrahams Reserve Footpath Constructio	98,399.64
15/07/2021	\$APINVCE	00290623	ACCESS BRICKPAVING CO	1008 Wellington St Hot Mix Works	2,632.19
15/07/2021	\$APINVCE	00180632	ACCESS BRICKPAVING CO	10522 Urban Forest infill planting progr	7,137.63
15/07/2021	\$APINVCE	00180634	ACCESS BRICKPAVING CO	QV1 Hay St Centre of Road	2,676.19
15/07/2021	\$APINVCE	00080628	ACCESS BRICKPAVING CO	8 The Esplanade Lift and Relay 54 Sqm o	4,785.00
15/07/2021	\$APINVCE	00110622	ACCESS BRICKPAVING CO	THE QUAY HOTEL DRIVEWAY RECTIFICATION WO	9,244.40
15/07/2021	\$APINVCE	00290622	ACCESS BRICKPAVING CO	NO 6 LAWSON CHAMBERS / BARRACK ST / THE	33,099.00
15/07/2021	\$APINVCE	00180635	ACCESS BRICKPAVING CO	TMP RTM Approved , traffic management ,	19,193.90
15/07/2021	\$APINVCE	00080627	ACCESS BRICKPAVING CO	30 The Esplanade Lift and Relay 104 Sqm	9,542.39
Cheque/EFT FNumber 216649					1,876.60
15/07/2021	\$APINVCE	00023577	SUNNY INDUSTRIAL BRUSHWARE	Annual Sweeper Brush Blanket Order for 3	1,876.60
Cheque/EFT FNumber 216650					679.61
15/07/2021	\$APINVCE	T3673	UNIVERSAL MEDICAL SUPPLIES	Podiatry equipment	679.61
Cheque/EFT FNumber 216651					1,298.00
15/07/2021	\$APINVCE	00004093	SOUTH EAST REGIONAL CENTRE FOR URBAN LANDCARE INC	Watering at J H Abraham's + soil wetter	1,298.00
Cheque/EFT FNumber 216652					117,407.67
15/07/2021	\$APINVCE	00014970	EOS ELECTRICAL	Electrical maintenance of street lights	440.00
15/07/2021	\$APINVCE	00014979	EOS ELECTRICAL	Electrical maintenance of street lights	135.30
15/07/2021	\$APINVCE	00014986	EOS ELECTRICAL	Electrical maintenance of street lights	67.65
15/07/2021	\$APINVCE	00014527C	EOS ELECTRICAL	WALGA QUOTATION VP211279 – ELECTRICAL LI	14,553.46
15/07/2021	\$APINVCE	00014817	EOS ELECTRICAL	Banner installation and removal costs	6,015.49
15/07/2021	\$APINVCE	14432A	EOS ELECTRICAL	Quote 13650 ECU Clock Tower Works - Repl	3,325.46
15/07/2021	\$APINVCE	00015026	EOS ELECTRICAL	Electrical maintenance of street lights	202.95
15/07/2021	\$APINVCE	00015038	EOS ELECTRICAL	Electrical maintenance of street lights	435.60
15/07/2021	\$APINVCE	00014978	EOS ELECTRICAL	Electrical maintenance of street lights	135.30
15/07/2021	\$APINVCE	00014930	EOS ELECTRICAL	J H Abraham Reserve Relocation of 2 x b	4,716.06
15/07/2021	\$APINVCE	00014527B	EOS ELECTRICAL	WALGA QUOTATION VP211279 – ELECTRICAL LI	6,155.56
15/07/2021	\$APINVCE	00014524B	EOS ELECTRICAL	WALGA QUOTATION VP211279 – ELECTRICAL LI	37,258.12
15/07/2021	\$APINVCE	14445V1	EOS ELECTRICAL	Relocation of SMSB and Retic cabinet in	2,455.86
15/07/2021	\$APINVCE	00014445B	EOS ELECTRICAL	Relocation of SMSB and Retic cabinet in	5,558.88
15/07/2021	\$APINVCE	00014526B	EOS ELECTRICAL	WALGA QUOTATION VP211279 – ELECTRICAL LI	7,346.24
15/07/2021	\$APINVCE	000145258	EOS ELECTRICAL	WALGA QUOTATION VP211279 – ELECTRICAL LI	15,304.92
15/07/2021	\$APINVCE	00014611	EOS ELECTRICAL	WALGA QUOTATION VP211279 – ELECTRICAL LI	4,963.20
15/07/2021	\$APINVCE	00014526C	EOS ELECTRICAL	WALGA QUOTATION VP211279 – ELECTRICAL LI	7,766.72
15/07/2021	\$APINVCE	00015034	EOS ELECTRICAL	Electrical maintenance of street lights	108.90
15/07/2021	\$APINVCE	00015029	EOS ELECTRICAL	Electrical maintenance of street lights	462.00
Cheque/EFT FNumber 216653					2,761.22
15/07/2021	\$APINVCE	0070588700	TELSTRA NETWORK INTEGRITY SERVICES-WA	Telstra Pits adjustment at Lime St.	2,761.22
Cheque/EFT FNumber 216654					484.00
15/07/2021	\$APINVCE	5508350222	MANHEIM PTY LTD	Car towing and auction services 20-21	484.00
Cheque/EFT FNumber 216655					47,359.60
15/07/2021	\$APINVCE	INV-14458	GILMOUR & JOOSTE ELECTRICAL	Electrical maintenance for street lighti	528.00
15/07/2021	\$APINVCE	INV-14459	GILMOUR & JOOSTE ELECTRICAL	Electrical maintenance for street lighti	145.35
15/07/2021	\$APINVCE	INV-14460	GILMOUR & JOOSTE ELECTRICAL	Electrical maintenance for street lighti	145.35



City of Perth

Schedule of Accounts Paid - Municipal Fund

For the Period: 01/07/2021-31/07/2021

Payment Date	Document	Invoice Number	Payee	Payment Details	Payment Amount	
15/07/2021	\$APINVCE	INV-14501	GILMOUR & JOOSTE ELECTRICAL	VARIOUS SITES - UNPLANNED ELECTRICAL MAI	1,746.25	
15/07/2021	\$APINVCE	INV-14398	GILMOUR & JOOSTE ELECTRICAL	VARIOUS SITES - UNPLANNED ELECTRICAL MAI	297.00	
15/07/2021	\$APINVCE	INV-14413	GILMOUR & JOOSTE ELECTRICAL	VARIOUS SITES - UNPLANNED ELECTRICAL MAI	110.00	
15/07/2021	\$APINVCE	INV-14412	GILMOUR & JOOSTE ELECTRICAL	VARIOUS SITES - UNPLANNED ELECTRICAL MAI	110.00	
15/07/2021	\$APINVCE	INV-14519	GILMOUR & JOOSTE ELECTRICAL	Electrical maintenance for street lighti	55.00	
15/07/2021	\$APINVCE	INV-14536	GILMOUR & JOOSTE ELECTRICAL	Electrical maintenance for street lighti	164.33	
15/07/2021	\$APINVCE	INV-14537	GILMOUR & JOOSTE ELECTRICAL	Wellington Square 3 x Locks	655.60	
15/07/2021	\$APINVCE	INV-14538	GILMOUR & JOOSTE ELECTRICAL	Electrical maintenance for street lighti	192.29	
15/07/2021	\$APINVCE	INV-14539	GILMOUR & JOOSTE ELECTRICAL	Electrical maintenance for street lighti	181.30	
15/07/2021	\$APINVCE	INV-14561	GILMOUR & JOOSTE ELECTRICAL	Electrical maintenance for street lighti	392.21	
15/07/2021	\$APINVCE	INV-14405	GILMOUR & JOOSTE ELECTRICAL	Electrical maintenance for street lighti	55.00	
15/07/2021	\$APINVCE	INV-14406	GILMOUR & JOOSTE ELECTRICAL	Electrical maintenance for street lighti	55.00	
15/07/2021	\$APINVCE	INV-14241	GILMOUR & JOOSTE ELECTRICAL	QU12603 Moor Street Install New 2 Flood	401.58	
15/07/2021	\$APINVCE	INV-13972	GILMOUR & JOOSTE ELECTRICAL	As part of City's lighting enhancement p	594.00	
15/07/2021	\$APINVCE	INV-14465	GILMOUR & JOOSTE ELECTRICAL	Electrical maintenance for street lighti	297.00	
15/07/2021	\$APINVCE	INV-14571	GILMOUR & JOOSTE ELECTRICAL	Electrical maintenance for street lighti	392.21	
15/07/2021	\$APINVCE	INV-14564	GILMOUR & JOOSTE ELECTRICAL	Electrical maintenance for street lighti	452.71	
15/07/2021	\$APINVCE	INV-13544	GILMOUR & JOOSTE ELECTRICAL	VARIOUS SITES - UNPLANNED ELECTRICAL MAI	550.00	
15/07/2021	\$APINVCE	INV-14407	GILMOUR & JOOSTE ELECTRICAL	Electrical maintenance for street lighti	7,029.44	
15/07/2021	\$APINVCE	INV-14569	GILMOUR & JOOSTE ELECTRICAL	Electrical maintenance for street lighti	145.35	
15/07/2021	\$APINVCE	INV-14447	GILMOUR & JOOSTE ELECTRICAL	Electrical maintenance for street lighti	57.42	
15/07/2021	\$APINVCE	INV-14463	GILMOUR & JOOSTE ELECTRICAL	Electrical maintenance for street lighti	55.00	
15/07/2021	\$APINVCE	INV-14457	GILMOUR & JOOSTE ELECTRICAL	Electrical maintenance for street lighti	106.91	
15/07/2021	\$APINVCE	INV-14400	GILMOUR & JOOSTE ELECTRICAL	Electrical maintenance for street lighti	550.00	
15/07/2021	\$APINVCE	INV-14401	GILMOUR & JOOSTE ELECTRICAL	Electrical maintenance for street lighti	951.04	
15/07/2021	\$APINVCE	INV-14402	GILMOUR & JOOSTE ELECTRICAL	Electrical maintenance for street lighti	365.42	
15/07/2021	\$APINVCE	INV-14403	GILMOUR & JOOSTE ELECTRICAL	Electrical maintenance for street lighti	501.38	
15/07/2021	\$APINVCE	INV-14404	GILMOUR & JOOSTE ELECTRICAL	Electrical maintenance for street lighti	198.55	
15/07/2021	\$APINVCE	INV-14445	GILMOUR & JOOSTE ELECTRICAL	VARIOUS SITES - UNPLANNED ELECTRICAL MAI	1,287.87	
15/07/2021	\$APINVCE	INV-14446	GILMOUR & JOOSTE ELECTRICAL	VARIOUS SITES - UNPLANNED ELECTRICAL MAI	292.60	
15/07/2021	\$APINVCE	INV-14464	GILMOUR & JOOSTE ELECTRICAL	Electrical maintenance for street lighti	110.00	
15/07/2021	\$APINVCE	INV-14480	GILMOUR & JOOSTE ELECTRICAL	Electrical maintenance for street lighti	57.42	
15/07/2021	\$APINVCE	INV-14481	GILMOUR & JOOSTE ELECTRICAL	Electrical maintenance for street lighti	57.42	
15/07/2021	\$APINVCE	INV-14483	GILMOUR & JOOSTE ELECTRICAL	Electrical maintenance for street lighti	164.33	
15/07/2021	\$APINVCE	INV-14515	GILMOUR & JOOSTE ELECTRICAL	Electrical maintenance for street lighti	891.67	
15/07/2021	\$APINVCE	INV-14516	GILMOUR & JOOSTE ELECTRICAL	Electrical maintenance for street lighti	164.33	
15/07/2021	\$APINVCE	INV-14517	GILMOUR & JOOSTE ELECTRICAL	Electrical maintenance for street lighti	156.70	
15/07/2021	\$APINVCE	INV-14477	GILMOUR & JOOSTE ELECTRICAL	Quotes # QU-11558 & QU- 11557 for supply	634.14	
15/07/2021	\$APINVCE	INV-14500	GILMOUR & JOOSTE ELECTRICAL	Quotes # QU-11558 & QU- 11557 for supply	1,015.47	
15/07/2021	\$APINVCE	INV-14414	GILMOUR & JOOSTE ELECTRICAL	VARIOUS SITES - UNPLANNED ELECTRICAL MAI	114.46	
15/07/2021	\$APINVCE	INV-14562	GILMOUR & JOOSTE ELECTRICAL	Electrical maintenance for street lighti	392.21	
15/07/2021	\$APINVCE	INV-14572	GILMOUR & JOOSTE ELECTRICAL	Electrical maintenance for street lighti	392.21	
15/07/2021	\$APINVCE	INV-14625	GILMOUR & JOOSTE ELECTRICAL	Street Furniture Replacement Program - N	3,432.00	
15/07/2021	\$APINVCE	INV-13926	GILMOUR & JOOSTE ELECTRICAL	Electrical maintenance for street lighti	550.00	
15/07/2021	\$APINVCE	INV-13772	GILMOUR & JOOSTE ELECTRICAL	Electrical maintenance for street lighti	184.48	
15/07/2021	\$APINVCE	INV-14586	GILMOUR & JOOSTE ELECTRICAL	HAIG PARK CIRCLE REPLACEMENT OF 30 WALL	5,396.82	
15/07/2021	\$APINVCE	INV-14242	GILMOUR & JOOSTE ELECTRICAL	QU12603 Moor Street Install New 2 Flood	257.98	
15/07/2021	\$APINVCE	INV-14478	GILMOUR & JOOSTE ELECTRICAL	VARIOUS SITES - UNPLANNED ELECTRICAL MAI	1,121.18	
15/07/2021	\$APINVCE	INV-14411	GILMOUR & JOOSTE ELECTRICAL	VARIOUS SITES - UNPLANNED ELECTRICAL MAI	165.00	
15/07/2021	\$APINVCE	INV-14448	GILMOUR & JOOSTE ELECTRICAL	Electrical maintenance for street lighti	578.17	
15/07/2021	\$APINVCE	INV-14462	GILMOUR & JOOSTE ELECTRICAL	Electrical maintenance for street lighti	145.35	
15/07/2021	\$APINVCE	INV-14565	GILMOUR & JOOSTE ELECTRICAL	Electrical maintenance for street lighti	125.81	
15/07/2021	\$APINVCE	INV-14566	GILMOUR & JOOSTE ELECTRICAL	Electrical maintenance for street lighti	125.81	
15/07/2021	\$APINVCE	INV-14567	GILMOUR & JOOSTE ELECTRICAL	Electrical maintenance for street lighti	106.91	
15/07/2021	\$APINVCE	INV-14568	GILMOUR & JOOSTE ELECTRICAL	Electrical maintenance for street lighti	297.00	
15/07/2021	\$APINVCE	INV-14518	GILMOUR & JOOSTE ELECTRICAL	Electrical maintenance for street lighti	55.00	
15/07/2021	\$APINVCE	INV-14563	GILMOUR & JOOSTE ELECTRICAL	Electrical maintenance for street lighti	392.21	
15/07/2021	\$APINVCE	INV-13492	GILMOUR & JOOSTE ELECTRICAL	VARIOUS SITES - UNPLANNED ELECTRICAL MAI	357.50	
15/07/2021	\$APINVCE	INV-12862	GILMOUR & JOOSTE ELECTRICAL	Electrical maintenance for street lighti	131.86	
15/07/2021	\$APINVCE	INV-14585	GILMOUR & JOOSTE ELECTRICAL	WSQ Catenary Cable Repair	10,725.00	
Cheque/EFT FNumber 216656					IMPERIAL GLASS	1,927.61
15/07/2021	\$APINVCE	00201924	IMPERIAL GLASS	GLAZING MAINTENANCE - VARIOUS SITES - 20	264.00	
15/07/2021	\$APINVCE	00201926	IMPERIAL GLASS	GLAZING MAINTENANCE - VARIOUS SITES - 20	893.55	
15/07/2021	\$APINVCE	00201915	IMPERIAL GLASS	GLAZING MAINTENANCE - VARIOUS SITES - 20	770.06	
Cheque/EFT FNumber 216657					ALFRED BOCK T/AS AGB CONSULTING	8,992.50
15/07/2021	\$APINVCE	322	ALFRED BOCK T/AS AGB CONSULTING	Ombudsman Services to City of Perth - AI	4,785.00	
15/07/2021	\$APINVCE	321	ALFRED BOCK T/AS AGB CONSULTING	Ombudsman Services to City of Perth - AI	4,207.50	
Cheque/EFT FNumber 216658					MINTER ELLISON	31,076.43
15/07/2021	\$APINVCE	10829054	MINTER ELLISON	Roe St redevelopment - CIVCON contract	3,432.44	



City of Perth

Schedule of Accounts Paid - Municipal Fund

For the Period: 01/07/2021-31/07/2021

Payment Date	Document	Invoice Number	Payee	Payment Details	Payment Amount
15/07/2021	\$APINVCE	10799311	MINTER ELLISON	Engagement Minter Ellison on WACA matter	8,574.50
15/07/2021	\$APINVCE	10829063	MINTER ELLISON	Roe St redevelopment - Western Power wor	7,930.12
15/07/2021	\$APINVCE	10829079	MINTER ELLISON	Roe St redevelopment - Dept Transport fu	2,899.82
15/07/2021	\$APINVCE	10829092	MINTER ELLISON	Roe St redevelopment - whole of project	8,239.55
Cheque/EFT FNumber 216659			ALANA HALL		3,435.75
15/07/2021	\$APINVCE	49A	ALANA HALL	Podiatrist	3,435.75
Cheque/EFT FNumber 216660			L'HARIDON BIGHT MINING PTY LTD		2,623.02
15/07/2021	\$APINVCE	7414	L'HARIDON BIGHT MINING PTY LTD	4 Pallets of Shark Bay whole shells.	2,623.02
Cheque/EFT FNumber 216661			D.B CUNNINGHAM PTY LTD T/AS ADVANTEERING CIVIL ENGINEERS		46,021.03
15/07/2021	\$APINVCE	00002192	D.B CUNNINGHAM PTY LTD T/AS ADVANTEERING CIVI	Wellington Square Playground constructio	17,424.00
15/07/2021	\$APINVCE	00002199	D.B CUNNINGHAM PTY LTD T/AS ADVANTEERING CIVI	Wellington Square Playground constructio	28,597.03
Cheque/EFT FNumber 216662			TRUGRADE PTY LTD		488.40
15/07/2021	\$APINVCE	SI-0024482	TRUGRADE PTY LTD	Stores Stock	488.40
Cheque/EFT FNumber 216663			GREENLITE ELECTRICAL CONTRACTORS PTY LTD		16,938.32
15/07/2021	\$APINVCE	439	GREENLITE ELECTRICAL CONTRACTORS PTY LTD	Variation of \$2616.66 to their initial q	2,616.66
15/07/2021	\$APINVCE	440	GREENLITE ELECTRICAL CONTRACTORS PTY LTD	Variation of \$2616.66 to their initial q	2,755.59
15/07/2021	\$APCREDIT	488/299	GREENLITE ELECTRICAL CONTRACTORS PTY LTD	GREENLITE ELECT	-493.78
15/07/2021	\$APINVCE	425	GREENLITE ELECTRICAL CONTRACTORS PTY LTD	WALGA VP 232667 - Switchboard Upgrade S	12,059.85
Cheque/EFT FNumber 216664			LIGHTNING BRICK PAVERS PTY LTD		8,470.00
15/07/2021	\$APINVCE	3630	LIGHTNING BRICK PAVERS PTY LTD	Street Furniture Replacement - Next Gene	8,470.00
Cheque/EFT FNumber 216665			DANIELS HEALTH SERVICES PTY LTD		215.95
15/07/2021	\$APINVCE	1962608	DANIELS HEALTH SERVICES PTY LTD	Depot Main Store Stock	215.95
Cheque/EFT FNumber 216666			SILVERSPRING TRUST T/AS TJ DEPIAZZI & SONS		1,515.36
15/07/2021	\$APINVCE	115497	SILVERSPRING TRUST T/AS TJ DEPIAZZI & SONS	2 x 20m3 loads of Pine Bark mulch	1,515.36
Cheque/EFT FNumber 216667			IMAGE SOURCE DIGITAL SOLUTIONS		11,088.00
15/07/2021	\$APINVCE	457831	IMAGE SOURCE DIGITAL SOLUTIONS	removal of william st decals	484.00
15/07/2021	\$APINVCE	P411	IMAGE SOURCE DIGITAL SOLUTIONS	48 x banner mesh signs including install	8,096.00
15/07/2021	\$APINVCE	457814	IMAGE SOURCE DIGITAL SOLUTIONS	Perth by Light- LITT partnership, promot	2,112.00
15/07/2021	\$APINVCE	456165	IMAGE SOURCE DIGITAL SOLUTIONS	Disputed invoice for works in Jan 2021.	396.00
Cheque/EFT FNumber 216668			MESSAGENET PTY LTD		743.93
15/07/2021	\$APINVCE	NV01483249	MESSAGENET PTY LTD	Order for Monthly Messagenet Billing for	743.93
Cheque/EFT FNumber 216669			WINDCAVE PTY LTD T/AS PAYMENT EXPRESS AUSTRALIA PTY LTD		46,599.20
15/07/2021	\$APINVCE	1740740	WINDCAVE PTY LTD T/AS PAYMENT EXPRESS AUSTR	Monthly Service Fee for EFTPOS Machine a	99.02
15/07/2021	\$APINVCE	1740739	WINDCAVE PTY LTD T/AS PAYMENT EXPRESS AUSTR	Card Transaction Fee 2020-21	46,500.18
Cheque/EFT FNumber 216670			ARTS HUB AUSTRALIA PTY LTD		1,100.00
15/07/2021	\$APINVCE	2732765	ARTS HUB AUSTRALIA PTY LTD	Promo for survey	1,100.00
Cheque/EFT FNumber 216671			GJK FACILITY SERVICES		82,415.89
15/07/2021	\$APINVCE	404943	GJK FACILITY SERVICES	Car Park Reactive Maintenance for 2020/2	330.00
15/07/2021	\$APINVCE	404944	GJK FACILITY SERVICES	Car Park Reactive Maintenance for 2020/2	277.20
15/07/2021	\$APINVCE	405114	GJK FACILITY SERVICES	Planned Car Park Cleaning as per contrac	81,808.69
Cheque/EFT FNumber 216672			SURUN SERVICES PTY LTD		5,355.55
15/07/2021	\$APINVCE	INV-07968_C5E7D3	SURUN SERVICES PTY LTD	Upgrade existing Western Power Street Li	5,355.55
Cheque/EFT FNumber 216673			JAPANESE TRUCK & BUS SPARES PTY LTD		627.00
15/07/2021	\$APINVCE	410178	JAPANESE TRUCK & BUS SPARES PTY LTD	ADBLUE Filter for CMAR Pavement Sweepers	627.00
Cheque/EFT FNumber 216674			LIGHTSPEED COMMUNICATIONS AUSTRALIA PTY LTD t/as LIGHTSPEED		32,978.99
15/07/2021	\$APINVCE	87384	LIGHTSPEED COMMUNICATIONS AUSTRALIA PTY LTD	Fibre connection CCTV node to car park F	4,658.76
15/07/2021	\$APINVCE	87386	LIGHTSPEED COMMUNICATIONS AUSTRALIA PTY LTD	Q24390East Perth Tunnel lighting Control	3,588.48
15/07/2021	\$APINVCE	87375	LIGHTSPEED COMMUNICATIONS AUSTRALIA PTY LTD	Install Fibre cable and termination work	23,895.14
15/07/2021	\$APINVCE	87381	LIGHTSPEED COMMUNICATIONS AUSTRALIA PTY LTD	Quote: 24461 - Supply and installation o	836.61
Cheque/EFT FNumber 216675			LINFOX ARMAGUARD PTY LTD T/AS ARMAGUARD		500.65
15/07/2021	\$APINVCE	06662358	LINFOX ARMAGUARD PTY LTD T/AS ARMAGUARD	Coin and Cheques Collection for Finance	500.65
Cheque/EFT FNumber 216676			Seaport Nominees Pty Ltd t/as Discus Print & Signage		478.50
15/07/2021	\$APINVCE	00025585	Seaport Nominees Pty Ltd t/as Discus Print & Signage	iJet Banner Vinyl printed and finished w	478.50
Cheque/EFT FNumber 216677			ARUP		51,581.08
15/07/2021	\$APINVCE	39-211013	ARUP	PCEC Carpark resurfacing - superintenden	4,628.25
15/07/2021	\$APINVCE	39211039	ARUP	Roe St Enhancement Project - Detailed De	32,475.73
15/07/2021	\$APINVCE	39-211048	ARUP	Appointment of Superintendent Representa	14,477.10
Cheque/EFT FNumber 216678			MAIN ROADS WESTERN AUSTRALIA		15,160.97
15/07/2021	\$APINVCE	8020345	MAIN ROADS WESTERN AUSTRALIA	East End Revitalisation - Hay Street, P	4,085.94
15/07/2021	\$APINVCE	8020338	MAIN ROADS WESTERN AUSTRALIA	This project forms part of an ongoing in	11,075.03
Cheque/EFT FNumber 216679			ADVANCE PRESS(2013)PTY LTD		4,642.00
15/07/2021	\$APINVCE	153975	ADVANCE PRESS(2013)PTY LTD	Moorditij Bridyas Exhibition Catalogue (4,642.00
Cheque/EFT FNumber 216680			DEPARTMENT OF MINES INDUSTRY REGULATION AND SAFETY		264.00
15/07/2021	\$APINVCE	DGS011601	DEPARTMENT OF MINES INDUSTRY REGULATION ANC	Annual Licence Fees for Dangerous Goods	264.00
Cheque/EFT FNumber 216681			DATALINE VISUAL LINK PTY LTD		171,704.94
15/07/2021	\$APINVCE	54004	DATALINE VISUAL LINK PTY LTD	Unplanned Equipment maintenance for 2020	627.00
15/07/2021	\$APINVCE	54119	DATALINE VISUAL LINK PTY LTD	Contract 100385 Date changed to 15th Jul	638.00
15/07/2021	\$APINVCE	54118	DATALINE VISUAL LINK PTY LTD	Contract 100385 Date changed to 15th Jul	650.38
15/07/2021	\$APINVCE	53700	DATALINE VISUAL LINK PTY LTD	Contract 100385 Date changed to 15th Jul	712.25



City of Perth

Schedule of Accounts Paid - Municipal Fund

For the Period: 01/07/2021-31/07/2021

Payment Date	Document	Invoice Number	Payee	Payment Details	Payment Amount
15/07/2021	\$APINVCE	53955	DATALINE VISUAL LINK PTY LTD	Unplanned Equipment maintenance for 2020	417.08
15/07/2021	\$APINVCE	53972	DATALINE VISUAL LINK PTY LTD	Contract 100385 Date changed to 15th Jul	711.70
15/07/2021	\$APINVCE	53993	DATALINE VISUAL LINK PTY LTD	Terrace Road car park Intercom Integrat	2,036.44
15/07/2021	\$APINVCE	53991	DATALINE VISUAL LINK PTY LTD	Q10775 - Ozone Compound CCTV	3,646.08
15/07/2021	\$APINVCE	54006	DATALINE VISUAL LINK PTY LTD	Contract 100385	291.50
15/07/2021	\$APINVCE	54010	DATALINE VISUAL LINK PTY LTD	Contract 100385	836.00
15/07/2021	\$APINVCE	54002	DATALINE VISUAL LINK PTY LTD	Unplanned Equipment maintenance for 2020	233.75
15/07/2021	\$APINVCE	54005	DATALINE VISUAL LINK PTY LTD	Unplanned Equipment maintenance for 2020	407.00
15/07/2021	\$APINVCE	54028	DATALINE VISUAL LINK PTY LTD	Q10892 Community Centre Additional Camer	11,604.26
15/07/2021	\$APINVCE	54030	DATALINE VISUAL LINK PTY LTD	Quote: 10917 - HID reader installation f	3,375.75
15/07/2021	\$APINVCE	54105	DATALINE VISUAL LINK PTY LTD	Unplanned Equipment maintenance for 2020	772.75
15/07/2021	\$APINVCE	54032	DATALINE VISUAL LINK PTY LTD	LIBRARY ACCESS CONTROL 6 MONTHLY PLANNED	528.00
15/07/2021	\$APINVCE	54029	DATALINE VISUAL LINK PTY LTD	Contract 100521 - CM 54061/21	139,959.29
15/07/2021	\$APINVCE	54106	DATALINE VISUAL LINK PTY LTD	Unplanned Equipment maintenance for 2020	481.25
15/07/2021	\$APINVCE	54110	DATALINE VISUAL LINK PTY LTD	Hay Street Revitalization Project- Exist	3,600.46
15/07/2021	\$APINVCE	54001	DATALINE VISUAL LINK PTY LTD	Unplanned Equipment maintenance for 2020	176.00
Cheque/EFT FNumber 216682			McLEODS BARRISTERS AND SOLICITORS		5,919.83
15/07/2021	\$APINVCE	119730	McLEODS BARRISTERS AND SOLICITORS	New Food Act Prosecution – Arirang	2,010.59
15/07/2021	\$APINVCE	119037	McLEODS BARRISTERS AND SOLICITORS	Engagement McLeods for advice around CEO	3,909.24
Cheque/EFT FNumber 216683			MASTEC AUSTRALIA PTY LTD		8,676.80
15/07/2021	\$APINVCE	00081353	MASTEC AUSTRALIA PTY LTD	Depot Store Stock	8,676.80
Cheque/EFT FNumber 216684			CIVCON CIVIL & PROJECT MANAGEMENT PTY LTD		167,001.86
15/07/2021	\$APINVCE	6736	CIVCON CIVIL & PROJECT MANAGEMENT PTY LTD	WELLINGTON ST STAGE 2B SEPARABLE PORTION	134,913.44
15/07/2021	\$APINVCE	6773	CIVCON CIVIL & PROJECT MANAGEMENT PTY LTD	WELLINGTON ST STAGE 2B SEPARABLE PORTION	32,088.42
Cheque/EFT FNumber 216685			ELECTRICITY GENERATION AND RETAIL CORPORATION		18,173.01
15/07/2021	\$APINVCE	2001310956	ELECTRICITY GENERATION AND RETAIL CORPORATION	Lot 77 U 5 Haig Park Cir, East Perth	253.26
15/07/2021	\$APINVCE	2089269037	ELECTRICITY GENERATION AND RETAIL CORPORATION	Lot 70 U 2 Haig Park Cir, East Perth	167.60
15/07/2021	\$APINVCE	2013286994	ELECTRICITY GENERATION AND RETAIL CORPORATION	Lot 94 U A Royal St, East Perth	649.69
15/07/2021	\$APINVCE	2029275670	ELECTRICITY GENERATION AND RETAIL CORPORATION	Lot 94 Royal St, East Perth	275.40
15/07/2021	\$APINVCE	2025278225	ELECTRICITY GENERATION AND RETAIL CORPORATION	U A 4 Hale St, East Perth	513.62
15/07/2021	\$APINVCE	2005279632	ELECTRICITY GENERATION AND RETAIL CORPORATION	Lot 220 Royal St, East Perth	419.11
15/07/2021	\$APINVCE	2065269985	ELECTRICITY GENERATION AND RETAIL CORPORATION	Lot 24D Hay St, Perth	307.38
15/07/2021	\$APINVCE	2049274809	ELECTRICITY GENERATION AND RETAIL CORPORATION	Lot 8 Royal St, East Perth	129.01
15/07/2021	\$APINVCE	2069268277	ELECTRICITY GENERATION AND RETAIL CORPORATION	Lot 77 U 4 Haig Park Cir, East Perth	300.70
15/07/2021	\$APINVCE	2093269211	ELECTRICITY GENERATION AND RETAIL CORPORATION	Lot 1010 Royal St, East Perth	1,193.67
15/07/2021	\$APINVCE	2093269207	ELECTRICITY GENERATION AND RETAIL CORPORATION	Lot 40 U 3 Haigh Park Cir, East Perth	318.81
15/07/2021	\$APINVCE	2057273013	ELECTRICITY GENERATION AND RETAIL CORPORATION	262 Hay St, East Perth	192.43
15/07/2021	\$APINVCE	2065271016	ELECTRICITY GENERATION AND RETAIL CORPORATION	Lot 565 U B Victoria Ave, Perth	632.42
15/07/2021	\$APINVCE	2093268988	ELECTRICITY GENERATION AND RETAIL CORPORATION	28 Arden St, East Perth	112.68
15/07/2021	\$APINVCE	2093269068	ELECTRICITY GENERATION AND RETAIL CORPORATION	Jewell Lane, East Perth	261.32
15/07/2021	\$APINVCE	2009287357	ELECTRICITY GENERATION AND RETAIL CORPORATION	205 James St, Northbridge	870.18
15/07/2021	\$APINVCE	2049277323	ELECTRICITY GENERATION AND RETAIL CORPORATION	13 King St, Perth	293.57
15/07/2021	\$APINVCE	2073267832	ELECTRICITY GENERATION AND RETAIL CORPORATION	U Cs 2 Plain St, East Perth	641.65
15/07/2021	\$APINVCE	2057272062	ELECTRICITY GENERATION AND RETAIL CORPORATION	Lot 300 Adelaide Tce, East Perth	777.73
15/07/2021	\$APINVCE	2045269468	ELECTRICITY GENERATION AND RETAIL CORPORATION	31 Goderich St, East Perth	140.69
15/07/2021	\$APINVCE	2053266258	ELECTRICITY GENERATION AND RETAIL CORPORATION	Lot 71 U 1 Haig Park Cir, East Perth	372.28
15/07/2021	\$APINVCE	2009282784	ELECTRICITY GENERATION AND RETAIL CORPORATION	Lot 302 Riverside Dr, Perth	1,124.68
15/07/2021	\$APINVCE	2057271284	ELECTRICITY GENERATION AND RETAIL CORPORATION	13 St Georges Tec, Perth	1,408.91
15/07/2021	\$APINVCE	2049274290	ELECTRICITY GENERATION AND RETAIL CORPORATION	94 Moore St, East Perth	243.33
15/07/2021	\$APINVCE	2085270592	ELECTRICITY GENERATION AND RETAIL CORPORATION	42 Moore St, East Perth	113.21
15/07/2021	\$APINVCE	2049274454	ELECTRICITY GENERATION AND RETAIL CORPORATION	Lot 9003 City Farm Pl, East Perth	430.24
15/07/2021	\$APINVCE	2025278226	ELECTRICITY GENERATION AND RETAIL CORPORATION	Lot 28 Murray St, Perth	760.57
15/07/2021	\$APINVCE	2033284619	ELECTRICITY GENERATION AND RETAIL CORPORATION	Lot 565 Terrace Rd, East Perth	195.89
15/07/2021	\$APINVCE	2069266153	ELECTRICITY GENERATION AND RETAIL CORPORATION	Lot 4 Bronte St, East Perth	114.37
15/07/2021	\$APINVCE	2001308964	ELECTRICITY GENERATION AND RETAIL CORPORATION	153 Kensington St, East Perth	109.20
15/07/2021	\$APINVCE	2037272317	ELECTRICITY GENERATION AND RETAIL CORPORATION	9 Saunders St, East Perth	194.22
15/07/2021	\$APINVCE	2081273463	ELECTRICITY GENERATION AND RETAIL CORPORATION	Electricity - 90 Murray St Perth	133.96
15/07/2021	\$APINVCE	2089269604	ELECTRICITY GENERATION AND RETAIL CORPORATION	Electricity - 94 Murray St Perth	137.98
15/07/2021	\$APINVCE	2089269605	ELECTRICITY GENERATION AND RETAIL CORPORATION	Electricity - 88 Murray St Perth	1,394.84
15/07/2021	\$APINVCE	2089269951	ELECTRICITY GENERATION AND RETAIL CORPORATION	Electricity - U 1 524 Hay St Perth	675.57
15/07/2021	\$APINVCE	2089270094	ELECTRICITY GENERATION AND RETAIL CORPORATION	Electricity - 420 Wellington St Perth	263.62
15/07/2021	\$APINVCE	2025278460	ELECTRICITY GENERATION AND RETAIL CORPORATION	Royal St, East Perth	607.54
15/07/2021	\$APINVCE	2021284072	ELECTRICITY GENERATION AND RETAIL CORPORATION	Lot 5 U St George's Tce Perth	646.25
15/07/2021	\$APINVCE	2045271530	ELECTRICITY GENERATION AND RETAIL CORPORATION	U A 731 Hay Street Perth	112.68
15/07/2021	\$APINVCE	2049275969	ELECTRICITY GENERATION AND RETAIL CORPORATION	Electricity - Lot 0 Murray Street	682.75
Cheque/EFT FNumber 216686			BLACKWOODS ATKINS		1,623.60
15/07/2021	\$APINVCE	PE0691AN	BLACKWOODS ATKINS	Stores Stock	231.55
15/07/2021	\$APINVCE	PE2647AN	BLACKWOODS ATKINS	Depot Main Store Stock	488.40
15/07/2021	\$APINVCE	PE4047AM	BLACKWOODS ATKINS	Stores Stock	705.65



City of Perth

Schedule of Accounts Paid - Municipal Fund

For the Period: 01/07/2021-31/07/2021

Payment Date	Document	Invoice Number	Payee	Payment Details	Payment Amount
15/07/2021	\$APINVCE	PE6156AN	BLACKWOODS ATKINS	Stores Stock	198.00
Cheque/EFT FNumber 216687					67,725.24
15/07/2021	\$APINVCE	23311	E.P. DRAFFIN MANUFACTURING PTY LTD	10522 URBAN FOREST PLAN 54QTY WSUD TREE	3,995.64
15/07/2021	\$APINVCE	23674	E.P. DRAFFIN MANUFACTURING PTY LTD	Roe St Project Quote 31723 15x Std sub s	63,729.60
Cheque/EFT FNumber 216688					4,815.00
15/07/2021	\$APINVCE	1141988	Governance Institute Of Australia Ltd	Online Training for City of Perth Govern	4,815.00
Cheque/EFT FNumber 216689					688.52
15/07/2021	\$APINVCE	INV-8675	SOIL'N SAND PTY LTD	Depot Stock	688.52
Cheque/EFT FNumber 216690					178.20
15/07/2021	\$APINVCE	51023445	HERBERT SMITH FREEHILLS	Legal Fees - Shop 1 Roe Street	178.20
Cheque/EFT FNumber 216691					3,945.92
15/07/2021	\$APINVCE	250154	KOTT GUNNING	City of Perth Library and Plaza Project	1,505.68
15/07/2021	\$APINVCE	249783	KOTT GUNNING	City of Perth Library and Plaza Project	2,440.24
Cheque/EFT FNumber 216692					26,303.10
15/07/2021	\$APINVCE	61915	AUSTRALIAN HVAC SERVICES	HVAC Reactive Maintenance/ Quoted Works	16,706.04
15/07/2021	\$APINVCE	60987	AUSTRALIAN HVAC SERVICES	HVAC Planned Maintenance for 2020/2021 F	605.00
15/07/2021	\$APINVCE	61808	AUSTRALIAN HVAC SERVICES	Council House Level 11 - HVAC JACE Contr	8,992.06
Cheque/EFT FNumber 216693					1,047.00
15/07/2021	\$APINVCE	462351-3	DE VINE CELLARS	De Vine cellar Catering Beverage supplie	592.50
15/07/2021	\$APINVCE	469017-3	DE VINE CELLARS	De Vine cellar Catering Beverage supplie	187.00
15/07/2021	\$APINVCE	476975-3	DE VINE CELLARS	De Vine cellar Catering Beverage supplie	155.00
15/07/2021	\$APINVCE	477599-3	DE VINE CELLARS	De Vine cellar Catering Beverage supplie	112.50
Cheque/EFT FNumber 216694					725.03
15/07/2021	\$APINVCE	619674	The Trustee for Wendy Mead Family Trust & OTH t/as Pinnacle People	The Trustee for Wendy Mead Family Trust & OTH t/as Staff hire for Citizenship Ceremony Even	725.03
Cheque/EFT FNumber 216695					12,539.37
15/07/2021	\$APINVCE	00007914	HORIZON WEST LANDSCAPE & IRRIGATION PTY LTD	Supply & Install 2 x Isolation Valves to	4,629.90
15/07/2021	\$APINVCE	00008026	HORIZON WEST LANDSCAPE & IRRIGATION PTY LTD	Reticulation main line repairs along Riv	7,909.47
Cheque/EFT FNumber 216696					344.28
15/07/2021	\$APINVCE	489296937	PARCHEM CONSTRUCTION SUPPLIES PTY LTD	Parchem	344.28
Cheque/EFT FNumber 216697					44,825.00
15/07/2021	\$APINVCE	64092353	WSP AUSTRALIA PTY LTD	Redesign of Poole Ave Priority Crossing	4,675.00
15/07/2021	\$APINVCE	64092268	WSP AUSTRALIA PTY LTD	Royal Street Pedestrian Crossing - under	40,150.00
Cheque/EFT FNumber 216698					535.19
15/07/2021	\$APINVCE	S785211	MULTI FIX WA	Supply materials: 14 x grub screws m8 x	23.74
15/07/2021	\$APINVCE	S785255	MULTI FIX WA	Stores Equipment	115.90
15/07/2021	\$APINVCE	S785452	MULTI FIX WA	Supply of: 3 x SCREWBOLT 10 x 120 GAL IC	387.75
15/07/2021	\$APINVCE	S785198	MULTI FIX WA	Supply materials: 20 x washers 1MW14114	7.80
Cheque/EFT FNumber 216699					350.00
15/07/2021	\$APINVCE	INV09177	Guild of Undergraduates University of WA t/as UWA Student Guild	Guild of Undergraduates University of WA t/as UWA Nedlands Cafe (UWA) for UWA-QEII Communi	175.00
15/07/2021	\$APINVCE	INV09176	Guild of Undergraduates University of WA t/as UWA Student Guild	Guild of Undergraduates University of WA t/as UWA Nedlands Cafe - venue for UWA-QEII Consu	175.00
Cheque/EFT FNumber 216700					44,000.00
15/07/2021	\$APINVCE	0987608805	FAIRFAX MEDIA PUBLICATIONS PTY LTD	Strategic Event Spon - Good Food Month 2	44,000.00
Cheque/EFT FNumber 216701					275.00
15/07/2021	\$APINVCE	PTH 1065	C BAILEY & M BAILEY	Hay Street Mall Picnic Table ad-hoc main	275.00
Cheque/EFT FNumber 216702					6,766.11
15/07/2021	\$APINVCE	00004432	ALLPIPE TECHNOLOGIES	CCTV inspections to 50x drainage lines Q	6,766.11
Cheque/EFT FNumber 216703					13,750.00
15/07/2021	\$APINVCE	506931	BROOKFIELD COMMERCIAL OPERATIONS PTY LTD	Event Sponsorship - Winter Lights at Bro	13,750.00
Cheque/EFT FNumber 216704					12.60
15/07/2021	\$APINVCE	1010709972	AUSTRALIA POST(604917)	REPLY PD LETTERS LARGE/SMALL	12.60
Cheque/EFT FNumber 216705					464.75
15/07/2021	\$APINVCE	00004043	QUANTUM BUILDING SERVICES	VARIOUS SITES - UNPLANNED MAINTENANCE -	464.75
Cheque/EFT FNumber 216706					10,440.10
15/07/2021	\$APINVCE	11440	EMERGE ENVIRONMENTAL SERVICES PTY LTD	Environmental Monitoring Program	10,440.10
Cheque/EFT FNumber 216707					98.56
15/07/2021	\$APINVCE	16057960	BROWNES FOODS OPERATIONS PTY LTD	Depot Weekly Milk Delivery 1 July 2020 -	98.56
Cheque/EFT FNumber 216708					540.00
15/07/2021	\$APINVCE	INV-0087	ODTREND PTY LTD T/AS OUTDOOR COUNTERS AUSTRALIA	Barrack St Counter yearly data transmiss	540.00
Cheque/EFT FNumber 216709					16,863.00
15/07/2021	\$APINVCE	7130915	AUSTRALIAN INSTITUTE OF MANAGEMENT	Crucial Conversations Training for Range	16,500.00
15/07/2021	\$APINVCE	7130947	AUSTRALIAN INSTITUTE OF MANAGEMENT	Lauren Hancock team coaching - ACH Team	363.00
Cheque/EFT FNumber 216710					60.08
15/07/2021	\$APINVCE	10211377	BULLANT SECURITY PTY LTD	Q1021137 4 x keys cut to code	60.08
Cheque/EFT FNumber 216711					6,091.51
15/07/2021	\$APINVCE	PSIO15298	ICONIC PROPERTY SERVICES	COUNCIL HOUSE - ADDITIONAL CLEANER	6,091.51
Cheque/EFT FNumber 216712					14,124.00
15/07/2021	\$APINVCE	15013	MP ELECTROLOCATION PTY LTD T/AS SUBTERA	Identify services within the corridor wh	14,124.00
Cheque/EFT FNumber 216713					14,485.02
15/07/2021	\$APINVCE	450714	A E HOSKINS & SONS	VARIOUS SITES - UNPLANNED MAINTENANCE -	5,111.15



City of Perth

Schedule of Accounts Paid - Municipal Fund

For the Period: 01/07/2021-31/07/2021

Payment Date	Document	Invoice Number	Payee	Payment Details	Payment Amount
15/07/2021	\$APINVCE	450813	A E HOSKINS & SONS	VARIOUS SITES - UNPLANNED MAINTENANCE -	95.44
15/07/2021	\$APINVCE	450865	A E HOSKINS & SONS	VARIOUS SITES - UNPLANNED MAINTENANCE -	202.88
15/07/2021	\$APINVCE	450864	A E HOSKINS & SONS	VARIOUS SITES - UNPLANNED MAINTENANCE -	1,070.71
15/07/2021	\$APINVCE	450997	A E HOSKINS & SONS	VARIOUS SITES - UNPLANNED MAINTENANCE -	171.79
15/07/2021	\$APINVCE	450979	A E HOSKINS & SONS	Smoking area fencing and appliances inst	3,234.90
15/07/2021	\$APINVCE	451119	A E HOSKINS & SONS	VARIOUS SITES - UNPLANNED MAINTENANCE -	4,598.15
Cheque/EFT FNumber 216714 CHAIN APPLICATIONS PTY LTD T/AS THE RIGGING SHED					812.90
15/07/2021	\$APINVCE	112973	CHAIN APPLICATIONS PTY LTD	CHAIN APPLICATIONS PTY LTD T/AS THE RIGGING SHE Depot Quarterly Inspection and tagging o	812.90
Cheque/EFT FNumber 216715 CSE CROSSCOM PTY LTD					7,767.63
15/07/2021	\$APINVCE	432398	CSE CROSSCOM PTY LTD	two way radio monthly fee for Citiplace	27.50
15/07/2021	\$APINVCE	432514	CSE CROSSCOM PTY LTD	Transfer of two ways for Waste & cleansi	372.35
15/07/2021	\$APINVCE	432397	CSE CROSSCOM PTY LTD	CSE Crosscom monthly network fees. Perth	55.00
15/07/2021	\$APINVCE	432405	CSE CROSSCOM PTY LTD	Two-way Radio - Air time for 20/21 finan	2,062.50
15/07/2021	\$APINVCE	432394	CSE CROSSCOM PTY LTD	Batteries for Motorola 2-Way Radios	4,761.68
15/07/2021	\$APINVCE	432506	CSE CROSSCOM PTY LTD	Transfer of two ways for Waste & cleansi	488.60
Cheque/EFT FNumber 216716 THE TRUSTEE FOR D & H TRUST & J & T F/T T/AS TEKDIS					3,036.00
15/07/2021	\$APINVCE	SI015356	THE TRUSTEE FOR D & H TRUST & J & T F/T T/AS TEKDIS	THE TRUSTEE FOR D & H TRUST & J & T F/T T/AS TEKDISales Quote: SQ000007504 Light Sensor f	3,036.00
Cheque/EFT FNumber 216717 WOMA(AUSTRALIA)PTY LTD					3,211.38
15/07/2021	\$APINVCE	91744	WOMA(AUSTRALIA)PTY LTD	Replacement Tank Inlet Housing for Gully	3,211.38
Cheque/EFT FNumber 216718 AUSTRALIA POST					1,302.82
15/07/2021	\$APINVCE	1010691477	AUSTRALIA POST	Australia Post Over the Counter Infringe	1,302.82
Cheque/EFT FNumber 216719 MARK REISINGER T/AS MFR AUTOELECTRICS					2,162.46
15/07/2021	\$APINVCE	2273	MARK REISINGER T/AS MFR AUTOELECTRICS	Call Out To Rectify Faults in Rubbish Tr	282.90
15/07/2021	\$APINVCE	2274	MARK REISINGER T/AS MFR AUTOELECTRICS	Call Out To Rectify Faults in Rubbish Tr	100.60
15/07/2021	\$APINVCE	2275	MARK REISINGER T/AS MFR AUTOELECTRICS	Call Out To Rectify Faults in Rubbish Tr	223.53
15/07/2021	\$APINVCE	2276	MARK REISINGER T/AS MFR AUTOELECTRICS	Call Out To Rectify Faults in Rubbish Tr	120.62
15/07/2021	\$APINVCE	22791	MARK REISINGER T/AS MFR AUTOELECTRICS	Call Out To Rectify Faults in Rubbish Tr	251.49
15/07/2021	\$APINVCE	2272	MARK REISINGER T/AS MFR AUTOELECTRICS	Call Out To Rectify Faults in Rubbish Tr	553.58
15/07/2021	\$APINVCE	2277	MARK REISINGER T/AS MFR AUTOELECTRICS	Call Out To Rectify Faults in Rubbish Tr	314.87
15/07/2021	\$APINVCE	2278	MARK REISINGER T/AS MFR AUTOELECTRICS	Call Out To Rectify Faults in Rubbish Tr	314.87
Cheque/EFT FNumber 216720 Shop for Shops Pty Ltd & Hanger Factory Pty Ltd t/as Shop for Shops					1,676.00
15/07/2021	\$APINVCE	778359	Shop for Shops Pty Ltd & Hanger Factory Pty Ltd	Shop for Shops Pty Ltd & Hanger Factory Pty Ltd t/as Craft Display cupboard	1,676.00
Cheque/EFT FNumber 216721 THE BRAND AGENCY					5,500.00
15/07/2021	\$APINVCE	250114	THE BRAND AGENCY	Business Portal Consulting	5,500.00
Cheque/EFT FNumber 216722 WESTERN METROPOLITAN REGIONAL COUNCIL					47.63
15/07/2021	\$APINVCE	M-2107106	WESTERN METROPOLITAN REGIONAL COUNCIL	Green Waste Tipping Fees 20/21	47.63
Cheque/EFT FNumber 216723 FLEETCARE PTY LTD					87,222.16
15/07/2021	\$APINVCE	680568	FLEETCARE PTY LTD	STARCARD FUEL JUNE 21	16,841.71
15/07/2021	\$APINVCE	680569	FLEETCARE PTY LTD	Novated Lease Purchase Order 2020/21	10,550.25
15/07/2021	\$APINVCE	M531903	FLEETCARE PTY LTD	Bulk registration for 2021-22	59,830.20
Cheque/EFT FNumber 216724 ELEMENT ADVISORY PTY LTD T/AS THE PLANNING GROUP WA PTY LTD					37,685.05
15/07/2021	\$APINVCE	53732	ELEMENT ADVISORY PTY LTD	ELEMENT ADVISORY PTY LTD T/AS THE PLANNING GR High priority as affecting next FY budge	17,926.74
15/07/2021	\$APINVCE	53745	ELEMENT ADVISORY PTY LTD	ELEMENT ADVISORY PTY LTD T/AS THE PLANNING GR High priority as affecting next FY budge	6,319.06
15/07/2021	\$APINVCE	53895	ELEMENT ADVISORY PTY LTD	ELEMENT ADVISORY PTY LTD T/AS THE PLANNING GR Local Heritage Survey 2021 Consultancy S	13,439.25
Cheque/EFT FNumber 216725 CENTRAL REGIONAL TAFE					1,093.12
15/07/2021	\$APINVCE	I0015037	CENTRAL REGIONAL TAFE	Regulatory Officer Compliance Skills 1 &	1,093.12
Cheque/EFT FNumber 216726 B.M DUFFIELD & L.S DUFFIELD T/AS G FORCE PRINTING					4,973.32
15/07/2021	\$APINVCE	72163	B.M DUFFIELD & L.S DUFFIELD	T/AS G FORCE PRINTIN Triplicate form booklets for CPP	1,116.94
15/07/2021	\$APINVCE	72162	B.M DUFFIELD & L.S DUFFIELD	T/AS G FORCE PRINTIN Triplicate form booklets for CPP	1,420.43
15/07/2021	\$APINVCE	72164	B.M DUFFIELD & L.S DUFFIELD	T/AS G FORCE PRINTIN Triplicate form booklets for CPP	1,015.52
15/07/2021	\$APINVCE	72161	B.M DUFFIELD & L.S DUFFIELD	T/AS G FORCE PRINTIN Triplicate form booklets for CPP	1,420.43
Cheque/EFT FNumber 216727 GARWOOD INTERNATIONAL PTY LTD					136.40
15/07/2021	\$APINVCE	00010001	GARWOOD INTERNATIONAL PTY LTD	Bar Spring for Hino Garwood Compactor	136.40
Cheque/EFT FNumber 216728 THE TRUSTEE FOR THE SWIFT FLOW UNIT TRUST					15,899.79
15/07/2021	\$APINVCE	12113	THE TRUSTEE FOR THE SWIFT FLOW UNIT TRUST	VARIOUS SITES - UNPLANNED PLUMBING MAINT	1,494.04
15/07/2021	\$APINVCE	11138	THE TRUSTEE FOR THE SWIFT FLOW UNIT TRUST	VARIOUS SITES - UNPLANNED PLUMBING MAINT	307.12
15/07/2021	\$APINVCE	11130	THE TRUSTEE FOR THE SWIFT FLOW UNIT TRUST	VARIOUS SITES - UNPLANNED PLUMBING MAINT	503.34
15/07/2021	\$APINVCE	12193	THE TRUSTEE FOR THE SWIFT FLOW UNIT TRUST	VARIOUS SITES - UNPLANNED PLUMBING MAINT	272.98
15/07/2021	\$APINVCE	12247	THE TRUSTEE FOR THE SWIFT FLOW UNIT TRUST	Citiplace Concourse Medical Centre - Sto	3,939.10
15/07/2021	\$APINVCE	12246	THE TRUSTEE FOR THE SWIFT FLOW UNIT TRUST	Supply and install two gutter sumps to r	2,261.16
15/07/2021	\$APINVCE	12249	THE TRUSTEE FOR THE SWIFT FLOW UNIT TRUST	VARIOUS SITES - UNPLANNED PLUMBING MAINT	375.43
15/07/2021	\$APINVCE	12248	THE TRUSTEE FOR THE SWIFT FLOW UNIT TRUST	VARIOUS SITES - UNPLANNED PLUMBING MAINT	399.99
15/07/2021	\$APINVCE	12245	THE TRUSTEE FOR THE SWIFT FLOW UNIT TRUST	160 Hay Street, Safe Night Space - Water	3,119.60
15/07/2021	\$APINVCE	12244	THE TRUSTEE FOR THE SWIFT FLOW UNIT TRUST	VARIOUS SITES - UNPLANNED PLUMBING MAINT	3,227.03
Cheque/EFT FNumber 216729 ROWSON'S PLUMBING SERVICES PTY LTD					3,398.84
15/07/2021	\$APINVCE	819460	ROWSON'S PLUMBING SERVICES PTY LTD	VARIOUS SITES - UNPLANNED PLUMBING MAINT	521.46
15/07/2021	\$APINVCE	819593A	ROWSON'S PLUMBING SERVICES PTY LTD	Scheme water leak repairs at Wellington	661.61
15/07/2021	\$APINVCE	820493	ROWSON'S PLUMBING SERVICES PTY LTD	VARIOUS SITES - UNPLANNED PLUMBING MAINT	215.95
15/07/2021	\$APINVCE	820494	ROWSON'S PLUMBING SERVICES PTY LTD	VARIOUS SITES - UNPLANNED PLUMBING MAINT	548.69



City of Perth

Schedule of Accounts Paid - Municipal Fund

For the Period: 01/07/2021-31/07/2021

Payment Date	Document	Invoice Number	Payee	Payment Details	Payment Amount
15/07/2021	\$APINVCE	820571	ROWSON'S PLUMBING SERVICES PTY LTD	VARIOUS SITES - UNPLANNED PLUMBING MAINT	1,451.13
Cheque/EFT FNumber 216730					1,166.91
15/07/2021	\$APINVCE	26026	THE TRUSTEE FOR THE GOLDBOY TRUST T/AS SIGNS	Wellington Square Enhancement Supply and	1,166.91
Cheque/EFT FNumber 216731					104,342.59
15/07/2021	\$APINVCE	ARCOP2106A	ANIMATION ARTROOM PTY LTD	Northbridge Piazza Screen Curation and M	92,687.98
15/07/2021	\$APINVCE	ARCOP2106B	ANIMATION ARTROOM PTY LTD	Northbridge Piazza Screen Curation and M	3,208.34
15/07/2021	\$APINVCE	ARCOP2106A2	ANIMATION ARTROOM PTY LTD	Northbridge Piazza Screen Curation and M	8,446.27
Cheque/EFT FNumber 216732					8,580.00
15/07/2021	\$APINVCE	00010303	CMW Geosciences Pty Ltd	PER2021-0134AA Regal Place Catenary Work	8,580.00
Cheque/EFT FNumber 216733					1,843.10
15/07/2021	\$APINVCE	740788	ALLMAKES PTY LTD T/AS BRANDWORX AUSTRALIA	Brandworkx 20/21	546.22
15/07/2021	\$APINVCE	740789	ALLMAKES PTY LTD T/AS BRANDWORX AUSTRALIA	Uniform for parking officer	77.40
15/07/2021	\$APINVCE	740909	ALLMAKES PTY LTD T/AS BRANDWORX AUSTRALIA	Ranger Rain Jackets Alex Taseski Steve T	69.50
15/07/2021	\$APINVCE	741050	ALLMAKES PTY LTD T/AS BRANDWORX AUSTRALIA	D Kamal - Citywatch Uniform Order June 2	127.38
15/07/2021	\$APINVCE	740848	ALLMAKES PTY LTD T/AS BRANDWORX AUSTRALIA	Safety shoes for the Rest Centre staff	948.39
15/07/2021	\$APINVCE	741049	ALLMAKES PTY LTD T/AS BRANDWORX AUSTRALIA	S Smith - Citywatch Uniform Order June 2	74.21
Cheque/EFT FNumber 216734					162.66
15/07/2021	\$APINVCE	77819V	SUBARU & VW OSBORNE PARK	Front Brake Pads for VW Caddy Van	162.66
Cheque/EFT FNumber 216735					9,424.13
15/07/2021	\$APINVCE	I2680	VISION DESIGN METAL FABRICATION PTY LTD	Roe St Project - Supply & Fabrication of	9,424.13
Cheque/EFT FNumber 216736					195.00
15/07/2021	\$APINVCE	272	REBECCA LOUISE KRAWCZUK	Fitness classes for Citiplace Community	195.00
Cheque/EFT FNumber 216737					644.62
15/07/2021	\$APINVCE	114492	INSTANT TOILETS AND SHOWERS PTY LTD T/AS INSTA	Event Fireside Yarning Heirisson Island	644.62
Cheque/EFT FNumber 216738					1,353.00
15/07/2021	\$APINVCE	120185	NETSTAR AUSTRALIA PL T/AS PINPOINT COMMUNICA	Remove / install in vehicle monitoring s	561.00
15/07/2021	\$APINVCE	120186	NETSTAR AUSTRALIA PL T/AS PINPOINT COMMUNICA	Remove & install in vehicle monitoring s	231.00
15/07/2021	\$APINVCE	120188	NETSTAR AUSTRALIA PL T/AS PINPOINT COMMUNICA	Transfer in vehicle monitoring system in	561.00
Cheque/EFT FNumber 216739					2,923.80
15/07/2021	\$APINVCE	3239	Subsurface Detection Pty Ltd	Regal Place Underground Scan	2,923.80
Cheque/EFT FNumber 216740					4,081.00
15/07/2021	\$APINVCE	PERT01044377	ECLIPSE SOILS PTY LTD	Mulch	4,081.00
Cheque/EFT FNumber 216741					4,876.85
15/07/2021	\$APINVCE	22651	BAILEY'S THE FERTILISER FAMILY	Fertiliser and soil amendment products f	4,876.85
Cheque/EFT FNumber 216742					1,287.00
15/07/2021	\$APINVCE	SI-107659	TIM DAVIES LANDSCAPING PTY LTD	Northbridge Piazza Greenwall Maintenance	715.00
15/07/2021	\$APINVCE	SI-107700	TIM DAVIES LANDSCAPING PTY LTD	Library Greenwall Maintenance	572.00
Cheque/EFT FNumber 216743					1,327.28
15/07/2021	\$APINVCE	9034298490	WINC AUSTRALIA PTY PTD	Stationery for Commissioners on Level 11	17.04
15/07/2021	\$APINVCE	9034290923	WINC AUSTRALIA PTY PTD	Stationery for Commissioners on Level 11	13.34
15/07/2021	\$APINVCE	9036343223	WINC AUSTRALIA PTY PTD	Stationery supplies, Non GST food suppli	418.44
15/07/2021	\$APINVCE	9036215069	WINC AUSTRALIA PTY PTD	Kitchen, Catering, Stationery & Cleaning	257.61
15/07/2021	\$APINVCE	9036382833	WINC AUSTRALIA PTY PTD	20/21 Stationery and Office Supplies - G	293.06
15/07/2021	\$APINVCE	9036409545	WINC AUSTRALIA PTY PTD	Depot Catering, Cleaning & Stationery Su	89.94
15/07/2021	\$APINVCE	9035640049	WINC AUSTRALIA PTY PTD	Kitchen, Catering, Stationery & Cleaning	237.85
Cheque/EFT FNumber 216744					193.60
15/07/2021	\$APINVCE	00011647	JAYMAK PERTH	Regular cleaning of filters in Community	193.60
Cheque/EFT FNumber 216745					19,034.40
15/07/2021	\$APINVCE	00004690	FOOD TECHNOLOGY SERVICES PTY LTD	Environmental Health inspections for Feb	19,034.40
Cheque/EFT FNumber 216746					6,208.40
15/07/2021	\$APINVCE	00007488	ACE SECURITY AND EVENTS SERVICES	1.8 Overnight Security - Supreme Court G	3,430.00
15/07/2021	\$APINVCE	00007487	ACE SECURITY AND EVENTS SERVICES	Security for Town Hall events - Ordered	187.00
15/07/2021	\$APINVCE	00007390	ACE SECURITY AND EVENTS SERVICES	Security for Election 17/10/20	2,591.40
Cheque/EFT FNumber 216747					11,440.00
15/07/2021	\$APINVCE	WW24786	WINDOW WIPERS	VARIOUS SITES -WINDOW CLEANING - 2020/21	11,220.00
15/07/2021	\$APINVCE	WW24720	WINDOW WIPERS	Quote: 3246 - Cleaning of the glass/fram	220.00
Cheque/EFT FNumber 216748					65,431.47
15/07/2021	\$APINVCE	116769	A.D COOTE & CO. (SHEETMETAL)PTY LTD	The City has sought a quote from AD Coot	43,560.00
15/07/2021	\$APINVCE	117800	A.D COOTE & CO. (SHEETMETAL)PTY LTD	Q UA206DF Moor Street Light Arms/hatch	1,929.40
15/07/2021	\$APINVCE	117651	A.D COOTE & CO. (SHEETMETAL)PTY LTD	Supply MFP accessories for East End Work	424.05
15/07/2021	\$APINVCE	117652	A.D COOTE & CO. (SHEETMETAL)PTY LTD	Supply MFP accessories for East End Work	928.13
15/07/2021	\$APINVCE	117864	A.D COOTE & CO. (SHEETMETAL)PTY LTD	The City has sought a quote from AD Coot	6,655.00
15/07/2021	\$APINVCE	117836	A.D COOTE & CO. (SHEETMETAL)PTY LTD	UA207DF - East End CCTV Arm	318.89
15/07/2021	\$APINVCE	117915	A.D COOTE & CO. (SHEETMETAL)PTY LTD	The City has sought a quote from AD Coot	11,616.00
Cheque/EFT FNumber 216749					75,460.66
15/07/2021	\$APINVCE	6236203	Austral Masonry Holdings Pty Ltd t/as Urbanstone	Balmoral Green Granite Purchase	75,460.66
Cheque/EFT FNumber 216750					37,062.55
15/07/2021	\$APINVCE	78208SM	ESSENTIAL FIRE SERVICES PTY LTD	FIGURES ARE AN ESTIMATE ONLY, BASED ON A	15,056.69
15/07/2021	\$APINVCE	79545SM	ESSENTIAL FIRE SERVICES PTY LTD	Fire Warden Training 2020/21 x2	715.00



City of Perth

Schedule of Accounts Paid - Municipal Fund

For the Period: 01/07/2021-31/07/2021

Payment Date	Document	Invoice Number	Payee	Payment Details	Payment Amount
15/07/2021	\$APINVCE	79437SM	ESSENTIAL FIRE SERVICES PTY LTD	FIRE SERVICES PLANNED MAINTENANCE 20/21	7,907.16
15/07/2021	\$APINVCE	78313SM	ESSENTIAL FIRE SERVICES PTY LTD	FIGURES ARE AN ESTIMATE ONLY, BASED ON A	2,673.00
15/07/2021	\$APINVCE	70206SM	ESSENTIAL FIRE SERVICES PTY LTD	FIGURES ARE AN ESTIMATE ONLY, BASED ON A	10,710.70
Cheque/EFT FNumber 216751		TALENT INTERNATIONAL PTY LTD(WA)			7,750.56
15/07/2021	\$APINVCE	829144	TALENT INTERNATIONAL PTY LTD(WA)	Gerard Ng (Risk Consultant)	2,817.21
15/07/2021	\$APINVCE	829143	TALENT INTERNATIONAL PTY LTD(WA)	Temp personnel Martin Hoang for Josh Joh	2,591.33
15/07/2021	\$APINVCE	829145	TALENT INTERNATIONAL PTY LTD(WA)	Temp employment AGEorgianis, PA to Gener	828.97
15/07/2021	\$APINVCE	826034	TALENT INTERNATIONAL PTY LTD(WA)	Natalie Laffin - Relief Application Of	1,513.05
Cheque/EFT FNumber 216752		HOBAN RECRUITMENT			1,519.58
15/07/2021	\$APINVCE	HPL16603	HOBAN RECRUITMENT	Supply of contractor: Ken Buck 24.05.21	1,519.58
Cheque/EFT FNumber 216753		BARNETTS (WA)PTY LTD			277.57
15/07/2021	\$APINVCE	8228	BARNETTS (WA)PTY LTD	VARIOUS SITES - UNPLANNED MAINTENANCE -	277.57
Cheque/EFT FNumber 216754		WEST COAST FEVER NETBALL CLUB LIMITED			38,500.00
15/07/2021	\$APINVCE	INWCF00809	WEST COAST FEVER NETBALL CLUB LIMITED	Event Sponsorship - West Coast Fever '21	38,500.00
Cheque/EFT FNumber 216755		SPACECUBED VENTURES PTY LTD			11,000.00
15/07/2021	\$APINVCE	INV-4345	SPACECUBED VENTURES PTY LTD	Econ Dev Spon - Start-up Weekend Perth S	11,000.00
Cheque/EFT FNumber 216756		WESTERN EDGE LANDSCAPES			176.00
15/07/2021	\$APINVCE	6220	WESTERN EDGE LANDSCAPES	Maintenance of garden beds adjacent to B	176.00
Cheque/EFT FNumber 216757		European Hotel Management Pty Ltd t/as European Hotel			2,000.00
15/07/2021	\$APINVCE	INV-40000296	European Hotel Management Pty Ltd t/as European H	we have made a booking for Christmas lun	2,000.00
Cheque/EFT FNumber 216758		SUEZ RECYCLING & RECOVERY PTY LTD			33,739.86
15/07/2021	\$APINVCE	43666970	SUEZ RECYCLING & RECOVERY PTY LTD	Parks Refuse & Greenwaste Disposal	6,842.33
15/07/2021	\$APINVCE	165698	SUEZ RECYCLING & RECOVERY PTY LTD	SIDELIFT OPERATIONS OF CRAWLEY/NEDLANDS	4,928.00
15/07/2021	\$APINVCE	43623259	SUEZ RECYCLING & RECOVERY PTY LTD	Provision of Waste Disposal Commingle Ti	17,041.53
15/07/2021	\$APINVCE	165559	SUEZ RECYCLING & RECOVERY PTY LTD	SIDELIFT OPERATIONS OF CRAWLEY/NEDLANDS	4,928.00
Cheque/EFT FNumber 216759		INLOGIK PTY LIMITED			436.29
15/07/2021	\$APINVCE	IN000050730	INLOGIK PTY LIMITED	ProMaster credit card transaction manage	436.29
Cheque/EFT FNumber 216760		SENSEI PRODUCTIVITY PTY LTD T/AS SENSEI PROJECT SOLUTIONS			1,608.75
15/07/2021	\$APINVCE	4476	SENSEI PRODUCTIVITY PTY LTD T/AS SENSEI PROJECT	Customised PM Workshops 2021	1,608.75
Cheque/EFT FNumber 216761		LENARA NOMINEES PTY LTD T/AS PERTH NEWS DELIVERY			360.40
15/07/2021	\$APINVCE	30686	LENARA NOMINEES PTY LTD T/AS PERTH NEWS DELIV	West Australian for the Lord Mayor (Mon-	55.50
15/07/2021	\$APINVCE	30451	LENARA NOMINEES PTY LTD T/AS PERTH NEWS DELIV	West Australian for the Lord Mayor (Mon-	79.10
15/07/2021	\$APINVCE	31283	LENARA NOMINEES PTY LTD T/AS PERTH NEWS DELIV	West Australian for the Lord Mayor (Mon-	38.20
15/07/2021	\$APINVCE	31124	LENARA NOMINEES PTY LTD T/AS PERTH NEWS DELIV	Newspapers - Level 4, Council House	95.50
15/07/2021	\$APINVCE	31243	LENARA NOMINEES PTY LTD T/AS PERTH NEWS DELIV	Newspapers - Level 4, Council House	92.10
Cheque/EFT FNumber 216762		DRY CLEANING EXPRESS PTY LTD T/AS DRYCLEAN & LAUNDRY EXPRESS			123.20
15/07/2021	\$APINVCE	2272	DRY CLEANING EXPRESS PTY LTD T/AS DRYCLEAN & L/	CPP Ops Drycleaning	23.10
15/07/2021	\$APINVCE	2280	DRY CLEANING EXPRESS PTY LTD T/AS DRYCLEAN & L/	Ranger and Surveillance Dry Cleaning 20-	16.50
15/07/2021	\$APINVCE	2276	DRY CLEANING EXPRESS PTY LTD T/AS DRYCLEAN & L/	Dry cleaning express : COP catering Laun	24.20
15/07/2021	\$APINVCE	2253	DRY CLEANING EXPRESS PTY LTD T/AS DRYCLEAN & L/	Ranger and Surveillance Dry Cleaning 20-	59.40
Cheque/EFT FNumber 216763		AUSTRALIAN PARKING AND REVENUE CONTROL PTY LTD			7,603.20
15/07/2021	\$APINVCE	INV-00058872	AUSTRALIAN PARKING AND REVENUE CONTROL PTY L	PDA enforcement system hosting and licen	7,603.20
Cheque/EFT FNumber 216764		CDM AUSTRALIA PTY LTD			48,485.80
15/07/2021	\$APINVCE	P78203	CDM AUSTRALIA PTY LTD	41 LAPTOPS, 45 DOCKING STATIONS FOR CORP	48,485.80
Cheque/EFT FNumber 216765		SIMPLYCITY PTY LTD			1,188.00
15/07/2021	\$APINVCE	1185	SIMPLYCITY PTY LTD	SimplyCity. Repair and support for 8 lib	1,188.00
Cheque/EFT FNumber 216766		INSIGHT ELECTRICAL TECHNOLOGY PTY LTD			117,806.37
15/07/2021	\$APINVCE	34209	INSIGHT ELECTRICAL TECHNOLOGY PTY LTD	TENDER RFT000030 – HAY STREET MALL FEATU	117,806.37
Cheque/EFT FNumber 216767		West Perth Local Incorporated			11,000.00
15/07/2021	\$APINVCE	INV0124	West Perth Local Incorporated	Winter Fest QRG - West Perth Local Winte	11,000.00
Cheque/EFT FNumber 216768		HUNTER COMMUNICATIONS PTY LTD			14,300.00
15/07/2021	\$APINVCE	INV-1749	HUNTER COMMUNICATIONS PTY LTD	Copywrite of LTFP, Budget and Corp Busin	14,300.00
Cheque/EFT FNumber 216769		TSTEE GREEN F/TRUST & TSTEE HOOD F/TRUST T/A OFFICE MILK SUP			1,122.17
15/07/2021	\$APINVCE	110	TSTEE GREEN F/TRUST & TSTEE HOOD F/TRUST T/A O	Red Room and Level 4 Milk 2020-21	222.92
15/07/2021	\$APINVCE	115	TSTEE GREEN F/TRUST & TSTEE HOOD F/TRUST T/A O	Catering Milk supplies	142.56
15/07/2021	\$APINVCE	150513	TSTEE GREEN F/TRUST & TSTEE HOOD F/TRUST T/A O	Catering Milk supplies	158.40
15/07/2021	\$APINVCE	16	TSTEE GREEN F/TRUST & TSTEE HOOD F/TRUST T/A O	Operations Milk 20/21	274.56
15/07/2021	\$APINVCE	150510	TSTEE GREEN F/TRUST & TSTEE HOOD F/TRUST T/A O	Milk - 2992 - Level 7 (GOV & FIN)	81.13
15/07/2021	\$APINVCE	107	TSTEE GREEN F/TRUST & TSTEE HOOD F/TRUST T/A O	Milk Supplies for LG Hub 2020/21 - ICT a	242.60
Cheque/EFT FNumber 216770		GOLD CORPORATION T/AS THE PERTH MINT			1,540.00
15/07/2021	\$APINVCE	178,752	GOLD CORPORATION T/AS THE PERTH MINT	20 year Anniversary medallion Gifts for	1,540.00
Cheque/EFT FNumber 216771		Ergodesk Pty Ltd t/as Lifetime Industries			7,392.00
15/07/2021	\$APINVCE	00173213	Ergodesk Pty Ltd t/as Lifetime Industries	Tables for large conference room to fit	7,392.00
Cheque/EFT FNumber 216772		DULUXGROUP(AUSTRALIA)PTY LTD T/AS DULUX AUSTRALIA			43.43
15/07/2021	\$APINVCE	489369373	DULUXGROUP(AUSTRALIA)PTY LTD T/AS DULUX AUST	Paint and Hardware Supplies for Use in G	43.43
Cheque/EFT FNumber 216773		THE TRUSTEE FOR THE D & J ROSE FAMILY TRUST T/A POOLEGRAVE POOLGRAVE SIGNS & ENG			241.26
15/07/2021	\$APINVCE	00018657	THE TRUSTEE FOR THE D & J ROSE FAMILY TRUST T/A	Desk Name Plates and Freight - COP Staff	241.26
Cheque/EFT FNumber 216774		GPC Asia Pacific Pty Ltd T/AS NAPA			103.00
15/07/2021	\$APINVCE	1870090028	GPC Asia Pacific Pty Ltd T/AS NAPA	Drive PTO Belt for Parks Gianni Ferrari	103.00



City of Perth

Schedule of Accounts Paid - Municipal Fund

For the Period: 01/07/2021-31/07/2021

Payment Date	Document	Invoice Number	Payee	Payment Details	Payment Amount
Cheque/EFT FNumber 216775					6,600.00
15/07/2021	\$APINVCE	120	Anthony Wilkinson t/as Anton Wilk	Annual Photo Shoot - City of Perth neigh	6,600.00
Cheque/EFT FNumber 216776					19,850.00
15/07/2021	\$APINVCE	2021-02	EAST PERTH COMMUNITY SAFETY GROUP T/AS EAST I	Event QRG - East Perth Comm Safety Group	10,000.00
15/07/2021	\$APINVCE	2021-03	EAST PERTH COMMUNITY SAFETY GROUP T/AS EAST I	Event QRG - East Perth Community Safety	9,850.00
Cheque/EFT FNumber 216777					3,600.11
15/07/2021	\$JOURNAL	J234165	ORIX Australia Corporation Ltd	Orix Novated Lease After Tax	-693.18
15/07/2021	\$JOURNAL	J234166	ORIX Australia Corporation Ltd	Orix Novated Lease Before Tax	-282.55
15/07/2021	\$APINVCE	INV621580	ORIX Australia Corporation Ltd	Novated lease - Darakas D	1,563.90
15/07/2021	\$APINVCE	INV632993	ORIX Australia Corporation Ltd	NOVATED LEASE	3,011.94
Cheque/EFT FNumber 216778					605.96
15/07/2021	\$APINVCE	ML-T00041657	J.H. FLUID TRANSFER SOLUTIONS PTY LTD T/AS PIRTEI	Unloader Valve for Isuzu Water Truck Hig	312.40
15/07/2021	\$APINVCE	ML-T00041772	J.H. FLUID TRANSFER SOLUTIONS PTY LTD T/AS PIRTEI	Replacement of Hydraulic Blown Hose for	293.56
Cheque/EFT FNumber 216779					29,999.97
15/07/2021	\$APINVCE	321845	Moore Stephens (WA) Pty Ltd as agent t/as Moore Stephens	Moore Stephens (WA) Pty Ltd as agent t/as Moore St Contracted under the CUA agreement Del	15,143.70
15/07/2021	\$APINVCE	322051	Moore Stephens (WA) Pty Ltd as agent t/as Moore Stephens	Moore Stephens (WA) Pty Ltd as agent t/as Moore St Contracted under the CUA agreement Del	14,856.27
Cheque/EFT FNumber 216780					4,297.15
15/07/2021	\$APINVCE	153528	HERITAGE WAY PTY LTD (DOMUS NURSERY)	Supply plants as per quote 153528	1,804.75
15/07/2021	\$APINVCE	153529	HERITAGE WAY PTY LTD (DOMUS NURSERY)	Supply Plants as per quote 153529	2,492.40
Cheque/EFT FNumber 216781					6,409.37
15/07/2021	\$APINVCE	13860260	RICOH AUSTRALIA PTY LTD	Print Room - Ricoh Printer Financial Yea	1,047.38
15/07/2021	\$APINVCE	13870218	RICOH AUSTRALIA PTY LTD	Blanket order for 2020/21 COP Ricoh Cont	5,361.99
Cheque/EFT FNumber 216782					4,620.00
15/07/2021	\$APINVCE	00016570	THE TRUSTEE FOR TWO FEET AND A HEARTBEAT UNIT TRUST (TWO FEET & A HEARTBEAT)	THE TRUSTEE FOR TWO FEET AND A HEARTBEAT UNIT Two Feet and a Heartbeat App Content	4,620.00
Cheque/EFT FNumber 216783					421.84
15/07/2021	\$APINVCE	40458497	THE GRIFFITH FAMILY TRUST T/AS SUPERSTOCK SERVICES SUPERSTOCK FOOD SERVICES	THE GRIFFITH FAMILY TRUST T/AS SUPERSTOCK SERVI Fruit juice and dairy products for the C	52.20
15/07/2021	\$APINVCE	40458498	THE GRIFFITH FAMILY TRUST T/AS SUPERSTOCK SERVICES SUPERSTOCK FOOD SERVICES	THE GRIFFITH FAMILY TRUST T/AS SUPERSTOCK SERVI Fruit juice and dairy products for the C	95.22
15/07/2021	\$APINVCE	40454386	THE GRIFFITH FAMILY TRUST T/AS SUPERSTOCK SERVICES SUPERSTOCK FOOD SERVICES	THE GRIFFITH FAMILY TRUST T/AS SUPERSTOCK SERVI Juice and dairy products	151.84
15/07/2021	\$APINVCE	40458496	THE GRIFFITH FAMILY TRUST T/AS SUPERSTOCK SERVICES SUPERSTOCK FOOD SERVICES	THE GRIFFITH FAMILY TRUST T/AS SUPERSTOCK SERVI Milk for Child Care	81.18
15/07/2021	\$APINVCE	40459265	THE GRIFFITH FAMILY TRUST T/AS SUPERSTOCK SERVICES SUPERSTOCK FOOD SERVICES	THE GRIFFITH FAMILY TRUST T/AS SUPERSTOCK SERVI Milk for Child Care	41.40
Cheque/EFT FNumber 216784					1,134.00
15/07/2021	\$APINVCE	00023113	BIG ISSUE IN AUSTRALIA LIMITED T/AS THE BIG ISSUE	BIG ISSUE IN AUSTRALIA LIMITED T/AS THE BIG ISSUE The Community Centre sells the Big Issue	1,134.00
Cheque/EFT FNumber 216785					178.71
15/07/2021	\$APINVCE	296000	SELECT FRESH PTY LTD	SELECT FRESH PTY LTD Fruit and Veg for Child Care	178.71
Cheque/EFT FNumber 216786					83,645.96
15/07/2021	\$APINVCE	38230	R11 PTY LTD T/AS R11 TECHNOLOGY	R11 PTY LTD T/AS R11 TECHNOLOGY Quote : PS21710 for supply of CCTV Netwo	78,345.90
15/07/2021	\$APINVCE	38215	R11 PTY LTD T/AS R11 TECHNOLOGY	R11 PTY LTD T/AS R11 TECHNOLOGY Cisco Network Switch Account identifier	5,300.06
Cheque/EFT FNumber 216787					26,416.50
15/07/2021	\$APINVCE	5000861198	303 MULLENLOWE AUSTRALIA PTY LTD T/AS 303 MULLENLOWE	303 MULLENLOWE AUSTRALIA PTY LTD T/AS 303 MULIPMC Media Bookings Summer Lunar Easter	891.00
15/07/2021	\$APINVCE	5000861199	303 MULLENLOWE AUSTRALIA PTY LTD T/AS 303 MULLENLOWE	303 MULLENLOWE AUSTRALIA PTY LTD T/AS 303 MULIPMC Media Bookings Summer Lunar Easter	891.00
15/07/2021	\$APINVCE	5000861200	303 MULLENLOWE AUSTRALIA PTY LTD T/AS 303 MULLENLOWE	303 MULLENLOWE AUSTRALIA PTY LTD T/AS 303 MULIPMC Media Bookings Summer Lunar Easter	5,500.00
15/07/2021	\$APINVCE	5000851514	303 MULLENLOWE AUSTRALIA PTY LTD T/AS 303 MULLENLOWE	303 MULLENLOWE AUSTRALIA PTY LTD T/AS 303 MUL Design and build display suit for Winter	12,540.00
15/07/2021	\$APINVCE	5000829897	303 MULLENLOWE AUSTRALIA PTY LTD T/AS 303 MULLENLOWE	303 MULLENLOWE AUSTRALIA PTY LTD T/AS 303 MULIPMC Media Bookings Summer Lunar Easter	5,500.00
15/07/2021	\$APINVCE	5000844075	303 MULLENLOWE AUSTRALIA PTY LTD T/AS 303 MULLENLOWE	303 MULLENLOWE AUSTRALIA PTY LTD T/AS 303 MUL Audience Segmentation Dashboard & Report	547.25
15/07/2021	\$APINVCE	5000851513	303 MULLENLOWE AUSTRALIA PTY LTD T/AS 303 MULLENLOWE	303 MULLENLOWE AUSTRALIA PTY LTD T/AS 303 MUL Audience Segmentation Dashboard & Report	547.25
Cheque/EFT FNumber 216788					5,269.00
15/07/2021	\$APINVCE	12451	ACCESS ICON PTY LTD T/AS CASCADA GROUP	ACCESS ICON PTY LTD T/AS CASCADA GROUP Stores Stock	2,249.50
15/07/2021	\$APINVCE	12450	ACCESS ICON PTY LTD T/AS CASCADA GROUP	ACCESS ICON PTY LTD T/AS CASCADA GROUP CVR FRM 610 x 958B (30C6195B)	357.50
15/07/2021	\$APINVCE	11951	ACCESS ICON PTY LTD T/AS CASCADA GROUP	ACCESS ICON PTY LTD T/AS CASCADA GROUP Gas Tight Infilled Cover & Frame 900 Sq	2,662.00
Cheque/EFT FNumber 216789					458.32
15/07/2021	\$APINVCE	736262	SURJTEC PTY LTD T/AS HUGHANS SAW SERVICE	SURJTEC PTY LTD T/AS HUGHANS SAW SERVICE Supply contract works: Sharpening blades	458.32
Cheque/EFT FNumber 216790					23,467.30
15/07/2021	\$APINVCE	INV-4296	THE TRUSTEE FOR THE BRANKSOME TRUST THE BUSS GROUP	THE TRUSTEE FOR THE BRANKSOME TRUST THE BUSS Regal Place Car Park - Concrete Remediat	16,679.82
15/07/2021	\$APINVCE	INV-4295	THE TRUSTEE FOR THE BRANKSOME TRUST THE BUSS GROUP	THE TRUSTEE FOR THE BRANKSOME TRUST THE BUSS Roe Street CP Concrete Remediation Works	6,787.48
Cheque/EFT FNumber 216791					165.00
15/07/2021	\$APINVCE	IV00000001140	Rooforce Facility Services Pty Ltd	Rooforce Facility Services Pty Ltd Roo Force Facility Services	165.00
Cheque/EFT FNumber 216792					275.00
15/07/2021	\$APINVCE	INV-51675	Mission Bay Enterprises Pty Ltd t/as Crush	Mission Bay Enterprises Pty Ltd t/as Crush Transformation Power Point Template for	275.00
Cheque/EFT FNumber 216793					1,401.13
15/07/2021	\$APINVCE	15344736 RI	FULTON HOGAN INDUSTRIES PTY LTD	FULTON HOGAN INDUSTRIES PTY LTD 20 x 20 Kg Bags EZ Street Pothole Repair	1,401.13
Cheque/EFT FNumber 216794					19,025.60
15/07/2021	\$APINVCE	INV-2245	WITH ARCHITECTURE STUDIO PTY LTD	WITH ARCHITECTURE STUDIO PTY LTD CSmith - Forrest Place Masterplan - Impr	19,025.60
Cheque/EFT FNumber 216795					94,313.54
15/07/2021	\$APINVCE	13790	DENSFORD CIVIL PTY LTD	DENSFORD CIVIL PTY LTD Wellington Square Enhancement Project -	94,313.54
Cheque/EFT FNumber 216796					1,155.00
15/07/2021	\$APINVCE	T02027002B	THE TRUSTEE FOR TURN KEY UNIT TRUST	THE TRUSTEE FOR TURN KEY UNIT TRUST Two chair trolleys to suit new Town Hall	1,155.00
Cheque/EFT FNumber 216797					37,963.80
15/07/2021	\$APINVCE	R11227211	Servco Australia Melville Pty Ltd (Melville Toyota)	Servco Australia Melville Pty Ltd (Melville Toyota) Registration & pitting fees on vehicle r	635.90
15/07/2021	\$APINVCE	R11227149	Servco Australia Melville Pty Ltd (Melville Toyota)	Servco Australia Melville Pty Ltd (Melville Toyota) Registration for replacement vehicle as	642.30



City of Perth

Schedule of Accounts Paid - Municipal Fund

For the Period: 01/07/2021-31/07/2021

Payment Date	Document	Invoice Number	Payee	Payment Details	Payment Amount
15/07/2021	\$APINVCE	RI11227199	Servco Australia Melville Pty Ltd (Melville Toyota)	Procure 11 operational vehicle's that ar	36,049.70
15/07/2021	\$APINVCE	RI11227211	Servco Australia Melville Pty Ltd (Melville Toyota)	Registration & pitting fees on vehicle r	635.90
Cheque/EFT FNumber 216798		Focus Consulting WA Pty Ltd			10,340.00
15/07/2021	\$APINVCE	2021-128-4	Focus Consulting WA Pty Ltd	Consultancy Services for COP Carpark Em	10,340.00
Cheque/EFT FNumber 216799		SPECIALIST WHOLESALERS PTY LTD T/ AS TRUCKLINE			74.13
15/07/2021	\$APINVCE	7405243	SPECIALIST WHOLESALERS PTY LTD T/ AS TRUCKLINE	Steering Wheel Cover for Large Isuzu Rub	74.13
Cheque/EFT FNumber 216800		MARK ERIC BRADLEY T/AS MB PLAY			572.00
15/07/2021	\$APINVCE	000153	MARK ERIC BRADLEY T/AS MB PLAY	Wooden bridge Playground maintenance at	572.00
Cheque/EFT FNumber 216801		ERIC PRESTON PTY LTD T/AS LEADER PRESS			458.70
15/07/2021	\$APINVCE	178,674	ERIC PRESTON PTY LTD T/AS LEADER PRESS	Depot Requisition Book Artwork & Fuel Bo	381.70
15/07/2021	\$APINVCE	178,673	ERIC PRESTON PTY LTD T/AS LEADER PRESS	Depot Requisition Book Artwork & Fuel Bo	77.00
Cheque/EFT FNumber 216802		Startup News Australia Pty Ltd			5,000.00
15/07/2021	\$APINVCE	INV-0019	Startup News Australia Pty Ltd	Econ Devel Spon - Startup News, Starup N	5,000.00
Cheque/EFT FNumber 216803		Equilibrium Interactive Pty Ltd			35,276.65
15/07/2021	\$APINVCE	9069	Equilibrium Interactive Pty Ltd	Sitecore Retainer - Support and Maintena	8,809.15
15/07/2021	\$APINVCE	9065	Equilibrium Interactive Pty Ltd	eNewsletter Sign Up Form Perth Gov	2,498.50
15/07/2021	\$APINVCE	9046	Equilibrium Interactive Pty Ltd	Forms & Payments Development Overhaul	23,969.00
Cheque/EFT FNumber 216804		THE TRUSTEE FOR PAM FAMILY TRUST T/AS PROFESSIONAL ARTS MANAGEMENT			5,206.30
15/07/2021	\$APINVCE	PAM0135	THE TRUSTEE FOR PAM FAMILY TRUST T/AS PROFESS	Installation of anti-slip coating on Cyg	506.00
15/07/2021	\$APINVCE	PAM0136	THE TRUSTEE FOR PAM FAMILY TRUST T/AS PROFESS	Pre and post-event condition report for	2,109.80
15/07/2021	\$APINVCE	PAM0120	THE TRUSTEE FOR PAM FAMILY TRUST T/AS PROFESS	Cultural Collections Technician tender -	2,590.50
Cheque/EFT FNumber 216805		CyberCX Pty Ltd			4,400.00
15/07/2021	\$APINVCE	SIN003730	CyberCX Pty Ltd	Checkpoint 6200 Appliance configuration.	4,400.00
Cheque/EFT FNumber 216806		MCINTOSH HOLDINGS PTY LTD T/AS MCINTOSH & SON WA			165.00
15/07/2021	\$APINVCE	40231	MCINTOSH HOLDINGS PTY LTD T/AS MCINTOSH & SOI	Call Out for Technician to Remove Transm	165.00
Cheque/EFT FNumber 216807		Peopleistic Pty Ltd t/as Peopleistic			1,100.00
15/07/2021	\$APINVCE	00008458	Peopleistic Pty Ltd t/as Peopleistic	Elected Member Code of Conduct Training	1,100.00
Cheque/EFT FNumber 216808		Angiulis Pty Ltd t/as Miky's Italian Fusion			11,000.00
15/07/2021	\$APINVCE	INV-0008	Angiulis Pty Ltd t/as Miky's Italian Fusion	Business Improvement Grant 20/21 Miky's	11,000.00
Cheque/EFT FNumber 216809		R.E.Sarsero & A.J.Twaddle t/as Kings Park Pharmacy			19,250.00
15/07/2021	\$APINVCE	INV-0228	R.E.Sarsero & A.J.Twaddle t/as Kings Park Pharmacy	Business Improvement Grant 2020 21 Kings	19,250.00
Cheque/EFT FNumber 216810		Hoban Recruitment Pty Ltd			8,198.79
15/07/2021	\$APINVCE	HPL21202	Hoban Recruitment Pty Ltd	Temporary employment of NDickinson whils	4,453.68
15/07/2021	\$APINVCE	HPL22014	Hoban Recruitment Pty Ltd	G Avent - Replacement for J Mathieson -	1,532.73
15/07/2021	\$APINVCE	HPL15462	Hoban Recruitment Pty Ltd	CPP Ops Hoban PO - Replaces PO 241944 du	2,212.38
Cheque/EFT FNumber 216811		Absolute Stone Paving P/L			70,329.60
15/07/2021	\$APINVCE	24500-06	Absolute Stone Paving P/L	Roe Street - Granite Kerbs & Pavers	70,329.60
Cheque/EFT FNumber 216812		WOODSOME MANAGEMENT PTY LTD			45,001.13
15/07/2021	\$APINVCE	1209	WOODSOME MANAGEMENT PTY LTD	Engagement of Megan Adair through Woodso	45,001.13
Cheque/EFT FNumber 216813		The Futures Group Pty Ltd t/as The Futures Group			2,435.00
15/07/2021	\$APINVCE	03390	The Futures Group Pty Ltd t/as The Futures Group	PRINT Workshop for HR Unit	2,435.00
Cheque/EFT FNumber 216814		THE TRUSTEE FOR B and M Flegg Family Trust T/AS Watt the Flegg Electrical Servi			1,800.00
15/07/2021	\$APINVCE	INV0232	THE TRUSTEE FOR B and M Flegg Family Trust T/AS WB.Flegg	electrician. City Activation.	1,800.00
Cheque/EFT FNumber 216815		Aboriginal United Services Pty Ltd			6,080.51
15/07/2021	\$APINVCE	00004474	Aboriginal United Services Pty Ltd	AUS Staffing for CDS Depot	6,080.51
Cheque/EFT FNumber 216816		Ink Strategy			17,600.00
15/07/2021	\$APINVCE	COP-0005/2021	Ink Strategy	Neighbourhood Place Planning and Engagem	17,600.00
Cheque/EFT FNumber 216817		ASPECT Studios Pty Ltd t/as Urban&Public			11,316.25
15/07/2021	\$APINVCE	4442	ASPECT Studios Pty Ltd t/as Urban&Public	Roe St - Wayfinding Signage system revie	11,316.25
Cheque/EFT FNumber 216818		TRIWAYS LOGISTICS (SYD) PTY LTD			27,148.88
15/07/2021	\$APINVCE	S00015150	TRIWAYS LOGISTICS (SYD) PTY LTD	1.8 Artwork sea freight (one-way only) a	19,647.42
15/07/2021	\$APINVCE	S00015834	TRIWAYS LOGISTICS (SYD) PTY LTD	Exporting 1.8 Artwork to USA via air fre	7,501.46
Cheque/EFT FNumber 216819		BELL TRADING TRUST T/AS NORTH STAR SECURITY			2,559.44
15/07/2021	\$APINVCE	28226	BELL TRADING TRUST T/AS NORTH STAR SECURITY	VARIOUS SITES - PLANNED MAINTENANCE - 20	924.70
15/07/2021	\$APINVCE	28213	BELL TRADING TRUST T/AS NORTH STAR SECURITY	Purchase of 2 x roller door remotes conn	876.70
15/07/2021	\$APINVCE	28214	BELL TRADING TRUST T/AS NORTH STAR SECURITY	VARIOUS SITES - PLANNED MAINTENANCE - 20	758.04
Cheque/EFT FNumber 216820		GO DOORS PTY LTD t/as GO DOORS			9,785.88
15/07/2021	\$APINVCE	93425	GO DOORS PTY LTD t/as GO DOORS	City Of Perth Auto Doors reactive mainte	474.38
15/07/2021	\$APINVCE	93519	GO DOORS PTY LTD t/as GO DOORS	City Of Perth Auto Doors reactive mainte	214.50
15/07/2021	\$APINVCE	93567	GO DOORS PTY LTD t/as GO DOORS	Quote: 25098 - Supply, installation and	9,097.00
Cheque/EFT FNumber 216821		The Trustee for Ben and Rachael Kenyon Family Trust			47,568.40
15/07/2021	\$APINVCE	5637	The Trustee for Ben and Rachael Kenyon Family Trust	RFT00051 Significant Tree Register - sur	47,568.40
Cheque/EFT FNumber 216822		The Trustee for Epic Trust & The Trustee for Tayla Trust t/a Bonita Stone			1,902.70
15/07/2021	\$APINVCE	INV-4077	The Trustee for Epic Trust & The Trustee for Tayla Tru	Stores Stock	1,902.70
Cheque/EFT FNumber 216823		Sage Consulting Engineers Pty Ltd			37,614.50
15/07/2021	\$APINVCE	INV-0223	Sage Consulting Engineers Pty Ltd	Adelaide tce/ Wittenoom/Nile/Wickham St/	37,614.50
Cheque/EFT FNumber 216824		JB Legal Partners Pty Ltd			21,450.00
15/07/2021	\$APINVCE	2698	JB Legal Partners Pty Ltd	Secondment of lawyer from JB Legal to pr	21,450.00
Cheque/EFT FNumber 216825		The trustee for Showscreens Unit Trust			101,458.50



City of Perth

Schedule of Accounts Paid - Municipal Fund

For the Period: 01/07/2021-31/07/2021

Payment Date	Document	Invoice Number	Payee	Payment Details	Payment Amount
15/07/2021	\$APINVCE	SS000394	The trustee for Showscreens Unit Trust	Rigging installation of Janet Echelman's	50,858.50
15/07/2021	\$APINVCE	SS000395	The trustee for Showscreens Unit Trust	Rigging dismantle of Janet Echelman's 1.	50,600.00
Cheque/EFT FNumber 216826		Naja Business Consulting Services			31,618.40
15/07/2021	\$APINVCE	INV-00382	Naja Business Consulting Services	Commercial Property Portfolio review	31,618.40
Cheque/EFT FNumber 216827		The trustee for TMP Family Trust t/as Lunchbox West Perth			18,975.00
15/07/2021	\$APINVCE	INV-0627	The trustee for TMP Family Trust t/as Lunchbox West	Business Improvement Grant 2020 21 Lunch	18,975.00
Cheque/EFT FNumber 216828		The Murray Hotel Pty Ltd			3,966.75
15/07/2021	\$APINVCE	INV-00139	The Murray Hotel Pty Ltd	Small Business Grant 2020 21 The Murray	3,966.75
Cheque/EFT FNumber 216829		Shouq Northbridge Pty Ltd t/as Duo-Tone			5,500.00
15/07/2021	\$APINVCE	INV-0012	Shouq Northbridge Pty Ltd t/as Duo-Tone	Small Business Grant 2020 21 Duetone NB	5,500.00
Cheque/EFT FNumber 216830		Landscape Elements Pty Ltd			6,372.30
15/07/2021	\$APINVCE	00011617	Landscape Elements Pty Ltd	Refer CM 112007/21 for quote cover sheet	6,372.30
Cheque/EFT FNumber 216831		Jocelyn Alejandra Rodriguez Nino t/as Hair Fanatic			5,126.00
15/07/2021	\$APINVCE	2021-24	Jocelyn Alejandra Rodriguez Nino t/as Hair Fanatic	Small Business Grant 2020/21 Hair Fanati	5,126.00
Cheque/EFT FNumber 216832		Hospitality Professional Consultancy Pty Ltd t/as BarrelHouse Saloon \$ Eatery			250.00
15/07/2021	\$APINVCE	COP1006	Hospitality Professional Consultancy Pty Ltd t/as Barr	Pier Street Engagement Session 10 06 202	250.00
Cheque/EFT FNumber 216833		Chatsworth Family Trust t/as Chatsworth Flowers			1,500.00
15/07/2021	\$APINVCE	248671	Chatsworth Family Trust t/as Chatsworth Flowers	NAIDOK Week - Chatsworth Flowers small g	1,500.00
Cheque/EFT FNumber 216834		Peta Sian Roebuck			550.00
15/07/2021	\$APINVCE	000470	Peta Sian Roebuck	Mural concept 663 Hay Street Mall Retai	550.00
Cheque/EFT FNumber 216835		Nathan Hoyle			550.00
15/07/2021	\$APINVCE	2201	Nathan Hoyle	Mural Concept 672 Hay Street Retail Core	550.00
Cheque/EFT FNumber 216836		Corser & Corser Pty Ltd			2,945.20
15/07/2021	\$APINVCE	003943	Corser & Corser Pty Ltd	Agreement was an action out of the City'	2,945.20
Cheque/EFT FNumber 216837		Monitor (WA) Pty Ltd			953.98
15/07/2021	\$APINVCE	INV-00022323	Monitor (WA) Pty Ltd	Purchase staff laminated PVC cards \$100	953.98
Cheque/EFT FNumber 216838		Sheffield Asset Management Pty Ltd			36,068.07
15/07/2021	\$APINVCE	003720	Sheffield Asset Management Pty Ltd	26 Howe Street Osborne Park Rental Fee	36,068.07
Cheque/EFT FNumber 216839		BLJ AUSTRALIA			946.00
15/07/2021	\$APINVCE	INV-3389	BLJ AUSTRALIA	Audit services for Iron Mountain	946.00
Cheque/EFT FNumber 216840		BLUE COLLAR PEOPLE			6,194.64
15/07/2021	\$APINVCE	00151128	BLUE COLLAR PEOPLE	Labour Hire Nightshift WE 27/6/21	1,594.95
15/07/2021	\$APINVCE	00151129	BLUE COLLAR PEOPLE	WAC Dayshift Blue Collar Labour Costs -	4,599.69
15/07/2021	\$APINVCE	00151128	BLUE COLLAR PEOPLE	Labour Hire Nightshift WE 27/6/21	1,594.95
15/07/2021	\$APINVCE	00151128	BLUE COLLAR PEOPLE	Labour Hire Nightshift WE 27/6/21	-1,594.95
15/07/2021	\$APINVCE	00151129	BLUE COLLAR PEOPLE	WAC Dayshift Blue Collar Labour Costs -	4,599.69
15/07/2021	\$APINVCE	00151129	BLUE COLLAR PEOPLE	WAC Dayshift Blue Collar Labour Costs -	4,599.69
Cheque/EFT FNumber 216841		Boc Gases Australia Ltd			141.15
15/07/2021	\$APINVCE	4028756262	Boc Gases Australia Ltd	Hire Of Gases Bottles for Depot	49.23
15/07/2021	\$APINVCE	4028768979	Boc Gases Australia Ltd	Hire Of Gases Bottles for Depot	91.92
Cheque/EFT FNumber 216842		Boya Market Garden Equipment Pty Ltd			38.15
15/07/2021	\$APINVCE	96332/01	Boya Market Garden Equipment Pty Ltd	Special Wheel Stud	38.15
Cheque/EFT FNumber 216843		BG & E PTY LTD			6,998.75
15/07/2021	\$APINVCE	A01000019998	BG & E PTY LTD	Structural Engineering Services - 1.8 Ja	5,362.50
15/07/2021	\$APINVCE	A01000019990	BG & E PTY LTD	Structural engineering services for two	539.00
15/07/2021	\$APINVCE	A01000019991	BG & E PTY LTD	Regal Place and Roe Street Car Park: Str	1,097.25
Cheque/EFT FNumber 216844		BUNNINGS BUILDING SUPPLIES P/L			1,120.52
15/07/2021	\$APINVCE	2404/01368569	BUNNINGS BUILDING SUPPLIES P/L	WAC Yearly Bunnings Blanket Order Hardw	124.80
15/07/2021	\$APINVCE	2404/01369033	BUNNINGS BUILDING SUPPLIES P/L	2 x Socket Sets 6 Map Gas Bottles	38.95
15/07/2021	\$APINVCE	2404/01368579	BUNNINGS BUILDING SUPPLIES P/L	2 x Socket Sets 6 Map Gas Bottles	286.41
15/07/2021	\$APINVCE	2404/99854754	BUNNINGS BUILDING SUPPLIES P/L	Stores Stock	73.40
15/07/2021	\$APINVCE	2404/99854755	BUNNINGS BUILDING SUPPLIES P/L	Stores Stock	202.80
15/07/2021	\$APINVCE	2404/01364506	BUNNINGS BUILDING SUPPLIES P/L	Supply of 12x pryda heavy duty angles 2	157.32
15/07/2021	\$APINVCE	2010/01596758	BUNNINGS BUILDING SUPPLIES P/L	WAC Yearly Bunnings Blanket Order Hardw	236.84
Cheque/EFT FNumber 216845		HOLCIM(AUSTRALIA)PTY LTD			550.00
15/07/2021	\$APINVCE	9407593140	HOLCIM(AUSTRALIA)PTY LTD	Stores Stock	550.00
Cheque/EFT FNumber 216846		AMPOL AUSTRALIA PETROLEUM PTY LTD			2,215.95
15/07/2021	\$APINVCE	9425693889	AMPOL AUSTRALIA PETROLEUM PTY LTD	Diesel Fuel For City Watch Depot - Parks	2,215.95
Cheque/EFT FNumber 216847		PROSEGUR AUSTRALIA PTY LTD T/AS CHUBB SECURITY SERVICES			7,275.62
15/07/2021	\$APINVCE	M2839605	PROSEGUR AUSTRALIA PTY LTD T/AS CHUBB SECURIT	Parking ticket machine cash counting an	7,275.62
Cheque/EFT FNumber 216848		CITY OF PERTH (PETTY CASH)			2,167.60
15/07/2021	\$APINVCE	13072021	CITY OF PERTH (PETTY CASH)	REIMBURSE PETTY CASH AS AT 13/7/2021	2,167.60
Cheque/EFT FNumber 216849		CITY OF STIRLING			2,287.10
15/07/2021	\$APINVCE	2790	CITY OF STIRLING	Waste Disposal - Tipping fees 20/21	2,287.10
Cheque/EFT FNumber 216850		CLASSIC TREE SERVICES			41,673.17
15/07/2021	\$APINVCE	INV-34316	CLASSIC TREE SERVICES	Street Tree Pruning, Removal and Arboric	4,901.09
15/07/2021	\$APINVCE	INV-34323	CLASSIC TREE SERVICES	Street Tree Pruning, Removal and Arboric	4,037.85
15/07/2021	\$APINVCE	INV-34382	CLASSIC TREE SERVICES	Street Tree Pruning, Removal and Arboric	2,131.36
15/07/2021	\$APINVCE	INV-34419	CLASSIC TREE SERVICES	Street Tree Pruning, Removal and Arboric	8,777.89



City of Perth

Schedule of Accounts Paid - Municipal Fund

For the Period: 01/07/2021-31/07/2021

Payment Date	Document	Invoice Number	Payee	Payment Details	Payment Amount
15/07/2021	\$APINVCE	INV-34381	CLASSIC TREE SERVICES	Street Tree Pruning, Removal and Arboric	656.96
15/07/2021	\$APINVCE	INV-34355	CLASSIC TREE SERVICES	Street Tree Pruning, Removal and Arboric	894.72
15/07/2021	\$APINVCE	INV-34272	CLASSIC TREE SERVICES	Street Tree Pruning, Removal and Arboric	4,268.63
15/07/2021	\$APINVCE	INV-34270	CLASSIC TREE SERVICES	Street Tree Pruning, Removal and Arboric	1,001.86
15/07/2021	\$APINVCE	INV-34271	CLASSIC TREE SERVICES	Street Tree Pruning, Removal and Arboric	15,002.81
Cheque/EFT FNumber 216851			AAPT Limited		6,919.55
15/07/2021	\$APINVCE	CFI001824	AAPT Limited	TPG pit adjustment at 130 Mounts Bay Rd	6,919.55
Cheque/EFT FNumber 216852			DARDANUP BUTCHERING UNIT TRUST T/AS DARDANUP BUTCHERING CO DARDANUP BUTCHERING C		145.16
15/07/2021	\$APINVCE	BL555144	DARDANUP BUTCHERING UNIT TRUST T/AS DARDANL	Meat delivery for Child Care	145.16
Cheque/EFT FNumber 216853			DAVID GRAY & CO PTY LTD		1,165.44
15/07/2021	\$APINVCE	I586574	DAVID GRAY & CO PTY LTD	Depot Main Store Stock	1,165.44
Cheque/EFT FNumber 216854			LANDGATE		186.90
15/07/2021	\$APINVCE	1108065	LANDGATE	Landgate Enquiries 2020/2021	186.90
Cheque/EFT FNumber 216855			DEPUTY COMMISSIONER OF TAXATION		556,234.00
15/07/2021	\$HRPAYJNL	F 25/09/2020	DEPUTY COMMISSIONER OF TAXATION	ETP Tax (Code O)	-35,931.00
15/07/2021	\$HRPAYJNL	F 25/09/2020	DEPUTY COMMISSIONER OF TAXATION	ETP Tax (Code R)	35,931.00
15/07/2021	\$HRPAYJNL	EF 2/07/2021	DEPUTY COMMISSIONER OF TAXATION	Withholding Tax (PAYG)	105,658.00
15/07/2021	\$HRPAYJNL	F 2/07/2021	DEPUTY COMMISSIONER OF TAXATION	Withholding Tax (PAYG)	420,576.00
15/07/2021	\$HRPAYJNL	F 2/07/2021	DEPUTY COMMISSIONER OF TAXATION	Extra Tax	1,647.00
15/07/2021	\$HRPAYJNL	F 2/07/2021	DEPUTY COMMISSIONER OF TAXATION	HELP	14,282.00
15/07/2021	\$HRPAYJNL	F 2/07/2021	DEPUTY COMMISSIONER OF TAXATION	SFSS	482.00
15/07/2021	\$HRPAYJNL	EF 2/07/2021	DEPUTY COMMISSIONER OF TAXATION	Extra Tax	550.00
15/07/2021	\$HRPAYJNL	EF 2/07/2021	DEPUTY COMMISSIONER OF TAXATION	HELP	1,048.00
15/07/2021	\$HRPAYJNL	F 2/07/2021	DEPUTY COMMISSIONER OF TAXATION	Withholding Tax (PAYG)	11,771.00
15/07/2021	\$HRPAYJNL	F 2/07/2021	DEPUTY COMMISSIONER OF TAXATION	ETP Tax (Code O)	134.00
15/07/2021	\$HRPAYJNL	F 2/07/2021	DEPUTY COMMISSIONER OF TAXATION	HELP	86.00
Cheque/EFT FNumber 216856			THE TRUSTEE FOR ILLION AUSTRALIA UNIT TRUST T/AS MILTON GRAH MILTON GRAHAM		125.53
15/07/2021	\$APINVCE	953288	THE TRUSTEE FOR ILLION AUSTRALIA UNIT TRUST T/A	Debt Collection Service to retrieve over	125.53
Cheque/EFT FNumber 216857			ENGINEERING TECHNOLOGY CONSULTANTS - ETC		30,502.67
15/07/2021	\$APINVCE	INV10637	ENGINEERING TECHNOLOGY CONSULTANTS - ETC	Electrical and Lighting Consultancy - Ro	5,390.00
15/07/2021	\$APINVCE	INV10624	ENGINEERING TECHNOLOGY CONSULTANTS - ETC	Roe St project Reimbursement to contract	3,319.47
15/07/2021	\$APINVCE	10638	ENGINEERING TECHNOLOGY CONSULTANTS - ETC	VP201515 - Stage 1 Concept - WEST PERTH,	21,793.20
Cheque/EFT FNumber 216858			WORKPOWER INC T/A ECOSYSTEM MANAGEMENT SERVICES		2,950.20
15/07/2021	\$APINVCE	15606	WORKPOWER INC T/A ECOSYSTEM MANAGEMENT SE	Plants from seeds from J H Abrahams - Wo	2,950.20
Cheque/EFT FNumber 216859			The Paul Ennis Family Trust t/as Ennis Jewellers		500.00
15/07/2021	\$APINVCE	0021 0056	The Paul Ennis Family Trust t/as Ennis Jewellers	clock repairs for Edith Cowan cloc	500.00
Cheque/EFT FNumber 216860			ELLENBY TREE FARM		10,824.52
15/07/2021	\$APINVCE	28402	ELLENBY TREE FARM	10522 Urban Forest Infill Program Purcha	4,052.47
15/07/2021	\$APINVCE	28405	ELLENBY TREE FARM	10522 Urban Forest Infill Program Purcha	5,719.20
15/07/2021	\$APINVCE	28259	ELLENBY TREE FARM	Urban Forest Infill planting program FY2	429.00
15/07/2021	\$APINVCE	28404	ELLENBY TREE FARM	Irwin St Plaza Planters -Tree Pre-procur	623.85
Cheque/EFT FNumber 216861			FORUM ADVOCATING CULTURAL & ECO TOURISM INC T/AS FACET		9,900.00
15/07/2021	\$APINVCE	30062021	FORUM ADVOCATING CULTURAL & ECO TOURISM INC	Econ Dev Spons - FACET's Annual Professi	9,900.00
Cheque/EFT FNumber 216862			DANIELS PRINTING CRAFTSMEN		192.50
15/07/2021	\$APINVCE	72126	DANIELS PRINTING CRAFTSMEN	Reprint Information flyer for Infill Str	192.50
Cheque/EFT FNumber 216863			GHD PTY LTD		11,362.51
15/07/2021	\$APINVCE	112-0084815	GHD PTY LTD	Adelaide Terrace Bridge survey	4,768.01
15/07/2021	\$APINVCE	112-0084704	GHD PTY LTD	Quote CM Ref: CM Ref: 059160/2021 Includ	6,594.50
Cheque/EFT FNumber 216864			GEORGIU GROUP PTY LTD		704,692.54
15/07/2021	\$APINVCE	21CS1125	GEORGIU GROUP PTY LTD	East End Revitalisation - civil, electri	704,692.54
Cheque/EFT FNumber 216865			STRATAGREEN		143.55
15/07/2021	\$APINVCE	134723	STRATAGREEN	Stores Stock	252.45
15/07/2021	\$APCREDIT	133971	STRATAGREEN	Invoice 133721	-108.90
Cheque/EFT FNumber 216866			HAMES SHARLEY (WA) PTY LTD		14,099.25
15/07/2021	\$APINVCE	WA014840	HAMES SHARLEY (WA) PTY LTD	Nedlands - Crawley QEII & UWA Structure	6,564.25
15/07/2021	\$APINVCE	WA014766	HAMES SHARLEY (WA) PTY LTD	Nedlands - Crawley QEII & UWA Structure	7,535.00
Cheque/EFT FNumber 216867			HAYS PERSONNEL SERVICES (AUST) PTY LTD		15,658.50
15/07/2021	\$APINVCE	10293981	HAYS PERSONNEL SERVICES (AUST) PTY LTD	Hays recruitment payment Lisa Bradley	15,658.50
Cheque/EFT FNumber 216868			HEAVY AUTOMATICS		2,748.86
15/07/2021	\$APINVCE	W1635483	HEAVY AUTOMATICS	Transmission Fault on Large Hino Rubbish	2,748.86
Cheque/EFT FNumber 216869			HYDROQUIP PUMPS		638.00
15/07/2021	\$APINVCE	INV-42474	HYDROQUIP PUMPS	Clasiebrook CDS Pumps Basket Removal, Cl	638.00
Cheque/EFT FNumber 216870			JACKSON MCDONALD LAWYERS		3,107.50
15/07/2021	\$APINVCE	510780	JACKSON MCDONALD LAWYERS	Task 1 - Waterbank Agreement Meeting	3,107.50
Cheque/EFT FNumber 216871			JASON SIGNMAKERS		4,127.11
15/07/2021	\$APINVCE	220473	JASON SIGNMAKERS	Street Furniture Replacement - CoP New G	4,127.11
Cheque/EFT FNumber 216872			JOHN TIERNEY		2,150.00
15/07/2021	\$APINVCE	00001783	JOHN TIERNEY	Ranger car cleaning services 20-21	450.00
15/07/2021	\$APINVCE	00001781	JOHN TIERNEY	Vehicle Cleaning 20-21	90.00



City of Perth

Schedule of Accounts Paid - Municipal Fund

For the Period: 01/07/2021-31/07/2021

Payment Date	Document	Invoice Number	Payee	Payment Details	Payment Amount
15/07/2021	\$APINVCE	00001780	JOHN TIERNEY	Vehicle Cleaning 20-21	1,610.00
Cheque/EFT FNumber 216873					3,300.00
15/07/2021	\$APINVCE	00030069	KELYN TRAINING SERVICES	Advanced Traffic Management Course (5 da	3,300.00
Cheque/EFT FNumber 216874					2,356.02
15/07/2021	\$APINVCE	191947006	KONE ELEVATORS PTY LTD	Car Park Auto Doors Unplanned Maintenanc	1,420.14
15/07/2021	\$APINVCE	191959415	KONE ELEVATORS PTY LTD	Car Park Auto Doors Unplanned Maintenanc	935.88
Cheque/EFT FNumber 216875					137,181.00
15/07/2021	\$APINVCE	83591	Light Applications	Q 14532 NEMA Phot cell Controllers - 88	2,420.00
15/07/2021	\$APINVCE	83685	Light Applications	Supply and deliver feature light fitting	4,180.00
15/07/2021	\$APINVCE	83684	Light Applications	Supply and deliver feature light fitting	23,463.00
15/07/2021	\$APINVCE	83681	Light Applications	Supply and deliver feature light fitting	41,404.00
15/07/2021	\$APINVCE	83752	Light Applications	Supply and deliver feature light fitting	25,080.00
15/07/2021	\$APINVCE	83788	Light Applications	Supply and deliver feature light fitting	16,720.00
15/07/2021	\$APINVCE	83646	Light Applications	Supply and deliver feature light fitting	18,700.00
15/07/2021	\$APINVCE	83682	Light Applications	Supply and deliver feature light fitting	5,214.00
Cheque/EFT FNumber 216876					511.19
15/07/2021	\$APINVCE	1006262	BUCHER MUNICIPAL PTY LTD	Drive Belt for Small Street Sweeper - Pa	511.19
Cheque/EFT FNumber 216877					241.07
15/07/2021	\$APINVCE	1066005	MAJOR MOTORS PTY LTD	labour to Exchange 2 x New Batteries Und	165.00
15/07/2021	\$APINVCE	1059060	MAJOR MOTORS PTY LTD	Replacement Len Cover for Large Issue Ru	76.07
Cheque/EFT FNumber 216878					15,076.84
15/07/2021	\$APINVCE	39386	MARKETFORCE LTD	Advertising - Pharmacy 777	524.48
15/07/2021	\$APINVCE	39388	MARKETFORCE LTD	Statutory Advertising - Tenders 2020/21	335.42
15/07/2021	\$APINVCE	39385	MARKETFORCE LTD	2022 Differential Rates - advert	1,678.84
15/07/2021	\$APINVCE	39384	MARKETFORCE LTD	Advertising - Boost Juice	509.94
15/07/2021	\$APINVCE	39387	MARKETFORCE LTD	Seek branded ads, Pack of 50	12,045.00
15/07/2021	\$APCREDIT	37430	MARKETFORCE LTD	Invoice 38915	-16.84
Cheque/EFT FNumber 216879					728.79
15/07/2021	\$APINVCE	CIMM4413310/5	MERCURY	Council House Couriers	82.50
15/07/2021	\$APINVCE	CIMM4413310/3	MERCURY	Council House Couriers	72.71
15/07/2021	\$APINVCE	CIMM4413310/2	MERCURY	Council House Couriers	91.98
15/07/2021	\$APINVCE	CIMM4413310/1	MERCURY	Council House Couriers	5.46
15/07/2021	\$APINVCE	CIMM4413310/4	MERCURY	Council House Couriers	15.68
15/07/2021	\$APINVCE	CIMM4407078/2	MERCURY	Council House Couriers	404.47
15/07/2021	\$APINVCE	CIMM4407078/3	MERCURY	Council House Couriers	55.99
Cheque/EFT FNumber 216880					56,756.23
15/07/2021	\$APINVCE	SINV-043766	MINDARIE REGIONAL COUNCIL	Provision of landfill tipping - 20/21	56,756.23
Cheque/EFT FNumber 216881					535,046.60
15/07/2021	\$APINVCE	I43308	MONDOLUCE	Supply Roe Street Luminaires	22,374.00
15/07/2021	\$APINVCE	I43229	MONDOLUCE	Supply Roe Street Luminaires	25,048.10
15/07/2021	\$APINVCE	I43279	MONDOLUCE	Supply Roe Street Luminaires	39,688.00
15/07/2021	\$APINVCE	I43288	MONDOLUCE	Supply Roe Street Luminaires	400,724.50
15/07/2021	\$APINVCE	I43307	MONDOLUCE	Supply Roe Street Luminaires	22,374.00
15/07/2021	\$APINVCE	I43196	MONDOLUCE	Supply Roe Street Luminaires	24,838.00
Cheque/EFT FNumber 216882					1,712.06
15/07/2021	\$APINVCE	21642	M P ROGERS & ASSOCIATES PTY LTD	Claisebrook Cove Jetties -Superintendent	1,712.06
Cheque/EFT FNumber 216883					4,125.00
15/07/2021	\$APINVCE	3945	MPS ARCHITECTS	Community Facilities Renewal Projects -	4,125.00
Cheque/EFT FNumber 216884					837.77
15/07/2021	\$APINVCE	2381	NOVA NEWSAGENCY	Magazine, Local & Interstate Newspapers	837.77
Cheque/EFT FNumber 216885					36,085.65
15/07/2021	\$APINVCE	SINV17289	PERROTT PAINTING	Unplanned Graffiti Removal & Painting Se	177.06
15/07/2021	\$APINVCE	SINV17290	PERROTT PAINTING	Unplanned Graffiti Removal & Painting Se	177.06
15/07/2021	\$APINVCE	SINV17291	PERROTT PAINTING	Door paint with high gloss enamel	2,605.77
15/07/2021	\$APINVCE	SINV17293	PERROTT PAINTING	Tram shelter timber roof structure and t	2,850.36
15/07/2021	\$APINVCE	SINV17296	PERROTT PAINTING	Unplanned Graffiti Removal & Painting Se	2,077.06
15/07/2021	\$APINVCE	SINV17295	PERROTT PAINTING	Unplanned Graffiti Removal & Painting Se	177.06
15/07/2021	\$APINVCE	SINV17292	PERROTT PAINTING	Unplanned Graffiti Removal & Painting Se	1,669.51
15/07/2021	\$APINVCE	SINV17288	PERROTT PAINTING	Unplanned Graffiti Removal & Painting Se	248.74
15/07/2021	\$APINVCE	SINV17260	PERROTT PAINTING	PCEC line marking - east carpark and eas	8,897.15
15/07/2021	\$APINVCE	SINV17294	PERROTT PAINTING	PCEC - painting to the orange portion on	6,577.01
15/07/2021	\$APINVCE	SINV17189	PERROTT PAINTING	Supply of contract works: 4 x Prep & pai	10,628.87
Cheque/EFT FNumber 216886					10,410.48
15/07/2021	\$APINVCE	143099	THE ROYAL LIFE SAVING SOCIETY WA INC	VARIOUS SITES -WATER FEATURE PLANNED MAI	2,838.33
15/07/2021	\$APINVCE	143100	THE ROYAL LIFE SAVING SOCIETY WA INC	VARIOUS SITES -WATER FEATURE PLANNED MAI	5,125.45
15/07/2021	\$APINVCE	143098	THE ROYAL LIFE SAVING SOCIETY WA INC	Water Feature Maintenance - Lake St , FI	2,446.70
Cheque/EFT FNumber 216887					2,438.07
15/07/2021	\$APINVCE	11754524	RSEA PTY LTD	Safety Boots Matthew Mahieu	149.60
15/07/2021	\$APINVCE	11476152	RSEA PTY LTD	Parks Uniform - Sean Hobbs	90.75



City of Perth

Schedule of Accounts Paid - Municipal Fund

For the Period: 01/07/2021-31/07/2021

Payment Date	Document	Invoice Number	Payee	Payment Details	Payment Amount
15/07/2021	\$APINVCE	11068932A	RSEA PTY LTD	New Employee Uniforms- WAC Dayshift Matt	37.40
15/07/2021	\$APINVCE	11654996	RSEA PTY LTD	Stores Stock	237.60
15/07/2021	\$APINVCE	11670170	RSEA PTY LTD	PPE Uniform	90.75
15/07/2021	\$APINVCE	11776547	RSEA PTY LTD	2x Anti-slip tape, W:75mm x L:5m roll	42.42
15/07/2021	\$APINVCE	11789359	RSEA PTY LTD	Employee Safety Work Boots - Donna Lay	159.50
15/07/2021	\$APINVCE	11783652	RSEA PTY LTD	Safety Gum Boots - Jeremy Freeman	39.56
15/07/2021	\$APINVCE	11389648	RSEA PTY LTD	Employee Annual Uniform Order	39.93
15/07/2021	\$APINVCE	11645965	RSEA PTY LTD	Safety workman signage and frames	2,069.78
15/07/2021	\$APCREDIT	11807552	RSEA PTY LTD	RSEA	-519.22
Cheque/EFT FNumber 216888			St John Ambulance Australia		1,320.00
15/07/2021	\$APINVCE	FAINV00836806	St John Ambulance Australia	Provide First Aid: JONES, Gareth; McGOWA	120.00
15/07/2021	\$APINVCE	FAINV00830304	St John Ambulance Australia	Provide First Aid - Parking Services	120.00
15/07/2021	\$APINVCE	FAINV00832062	St John Ambulance Australia	First Aid training for Peter Kuc and Raj	120.00
15/07/2021	\$APINVCE	FAINV00830305	St John Ambulance Australia	Provide First Aid - Parking Services	120.00
15/07/2021	\$APINVCE	FAINV00830306	St John Ambulance Australia	Provide First Aid - Parking Services	120.00
15/07/2021	\$APINVCE	FAINV00831174	St John Ambulance Australia	Provide First Aid - Parking Services	120.00
15/07/2021	\$APINVCE	FAINV00831175	St John Ambulance Australia	Provide First Aid - Parking Services	120.00
15/07/2021	\$APINVCE	FAINV00831176	St John Ambulance Australia	Provide First Aid - Parking Services	120.00
15/07/2021	\$APINVCE	FAINV00831177	St John Ambulance Australia	Provide First Aid - Parking Services	120.00
15/07/2021	\$APINVCE	FAINV00831178	St John Ambulance Australia	Provide First Aid - Parking Services	120.00
15/07/2021	\$APINVCE	FAINV00832061	St John Ambulance Australia	First Aid training for Peter Kuc and Raj	120.00
Cheque/EFT FNumber 216889			SCOTT PRINT		7,979.40
15/07/2021	\$APINVCE	154110	SCOTT PRINT	Homeless Services in the Inner City DL B	7,979.40
Cheque/EFT FNumber 216890			STATEWIDE CLEANING SUPPLIES		854.87
15/07/2021	\$APINVCE	SI422567	STATEWIDE CLEANING SUPPLIES	cleaning chemical and stores supply for	750.23
15/07/2021	\$APINVCE	SI422840	STATEWIDE CLEANING SUPPLIES	cleaning chemical and stores supply for	104.64
Cheque/EFT FNumber 216891			CSP GROUP PTY LTD T/AS STIHL SHOP OSBORNE PARK		208.00
15/07/2021	\$APINVCE	67835	CSP GROUP PTY LTD T/AS STIHL SHOP OSBORNE PARK	Repairs + Report Fees for Parks Minor Pl	40.00
15/07/2021	\$APINVCE	67836	CSP GROUP PTY LTD T/AS STIHL SHOP OSBORNE PARK	Repairs + Report Fees for Parks Minor Pl	40.00
15/07/2021	\$APINVCE	67833	CSP GROUP PTY LTD T/AS STIHL SHOP OSBORNE PARK	Repairs + Report Fees for Parks Minor Pl	48.00
15/07/2021	\$APINVCE	67832	CSP GROUP PTY LTD T/AS STIHL SHOP OSBORNE PARK	Repairs + Report Fees for Parks Minor Pl	40.00
15/07/2021	\$APINVCE	67834	CSP GROUP PTY LTD T/AS STIHL SHOP OSBORNE PARK	Repairs + Report Fees for Parks Minor Pl	40.00
Cheque/EFT FNumber 216892			TECHNOLOGY ONE LTD		2,307.80
15/07/2021	\$APINVCE	200488	TECHNOLOGY ONE LTD	One Council Solution Architect	990.00
15/07/2021	\$APINVCE	200222	TECHNOLOGY ONE LTD	Case Number 00357407: EOFY HR/Payroll	1,317.80
Cheque/EFT FNumber 216893			TELSTRA		4,267.04
15/07/2021	\$APINVCE	4681945111	TELSTRA		4,267.04
Cheque/EFT FNumber 216894			TOTAL EDEN PTY LTD T/AS Nutrien Water		7,105.73
15/07/2021	\$APINVCE	411593278	TOTAL EDEN PTY LTD T/AS Nutrien Water	Stores Stock	55.14
15/07/2021	\$APINVCE	411593278	TOTAL EDEN PTY LTD T/AS Nutrien Water	Stores Stock	55.14
15/07/2021	\$APINVCE	411593278	TOTAL EDEN PTY LTD T/AS Nutrien Water	Stores Stock	-55.14
15/07/2021	\$APINVCE	411587650	TOTAL EDEN PTY LTD T/AS Nutrien Water	Supply 1 x 5lt Boresaver conditioner	385.00
15/07/2021	\$APINVCE	1800021569	TOTAL EDEN PTY LTD T/AS Nutrien Water	Harold Boas Gardens Irrigation Design (I	6,665.59
Cheque/EFT FNumber 216895			T QUIP		81.50
15/07/2021	\$APINVCE	102281 # 7	T QUIP	Brake Parts for Gianni Ferrari Parks Mow	8.45
15/07/2021	\$APINVCE	102302 #7	T QUIP	PTO Replacement V Belt for Parks Toro Mo	73.05
Cheque/EFT FNumber 216896			ULTIMO CATERING & EVENTS PTY LTD		5,765.74
15/07/2021	\$APINVCE	00412311	ULTIMO CATERING & EVENTS PTY LTD	COP Catering Supplies	692.45
15/07/2021	\$APINVCE	00412340	ULTIMO CATERING & EVENTS PTY LTD	COP Catering Supplies	97.90
15/07/2021	\$APINVCE	00412337	ULTIMO CATERING & EVENTS PTY LTD	COP Catering Supplies	146.08
15/07/2021	\$APINVCE	00412338	ULTIMO CATERING & EVENTS PTY LTD	COP Catering Supplies	349.47
15/07/2021	\$APINVCE	00412339	ULTIMO CATERING & EVENTS PTY LTD	COP Catering Supplies	198.55
15/07/2021	\$APINVCE	00412341	ULTIMO CATERING & EVENTS PTY LTD	COP Catering Supplies	118.03
15/07/2021	\$APINVCE	00412342	ULTIMO CATERING & EVENTS PTY LTD	COP Catering Supplies	141.66
15/07/2021	\$APINVCE	00412307	ULTIMO CATERING & EVENTS PTY LTD	COP Catering Supplies	744.70
15/07/2021	\$APINVCE	00412308	ULTIMO CATERING & EVENTS PTY LTD	COP Catering Supplies	1,091.20
15/07/2021	\$APINVCE	00412312	ULTIMO CATERING & EVENTS PTY LTD	COP Catering Supplies	800.80
15/07/2021	\$APINVCE	00412309	ULTIMO CATERING & EVENTS PTY LTD	COP Catering Supplies	692.45
15/07/2021	\$APINVCE	00412310	ULTIMO CATERING & EVENTS PTY LTD	COP Catering Supplies	692.45
Cheque/EFT FNumber 216897			ONESTEEL TRADING PTY LTD t/as MIDALIA STEEL		944.77
15/07/2021	\$APINVCE	63265106	ONESTEEL TRADING PTY LTD t/as MIDALIA STEEL	Stores Stock	944.77
Cheque/EFT FNumber 216898			WARP PTY LTD		5,236.00
15/07/2021	\$APINVCE	125378	WARP PTY LTD	Quote 1 - 105840/21	5,236.00
Cheque/EFT FNumber 216899			W.C. CONVENIENCE MANAGEMENT PTY LTD		93,882.98
15/07/2021	\$APINVCE	00012576	W.C. CONVENIENCE MANAGEMENT PTY LTD	Supply, Install And Maintain Unisex Auto	93,882.98
Cheque/EFT FNumber 216900			WEST AUSTRALIAN NEWSPAPERS LIMITED		11,000.00
15/07/2021	\$APINVCE	1029689220210630A	WEST AUSTRALIAN NEWSPAPERS LIMITED	Econ Dev Spon - Resources Technology Sho	11,000.00
Cheque/EFT FNumber 216901			STEFNA FAMILY TRUST T/AS WEST TIP WASTE MANAGEMENT		12,823.73
15/07/2021	\$APINVCE	00055456	STEFNA FAMILY TRUST T/AS WEST TIP WASTE MANAC	Street Sweeping Collection & Waste Tippi	12,823.73



City of Perth

Schedule of Accounts Paid - Municipal Fund

For the Period: 01/07/2021-31/07/2021

Payment Date	Document	Invoice Number	Payee	Payment Details	Payment Amount
Cheque/EFT FNumber 216902					1,000.00
15/07/2021	\$APINVCE	32979	TRIANGLE EQUITY PARTNERS	RFDS BOND PERTH TOWN HALL	1,000.00
Cheque/EFT FNumber 216904					1,000.00
15/07/2021	\$APINVCE	32618	LW CHANDRAWEEERA & JG NEWBY	RFD BOND PERTH TOWN HALL	1,000.00
Cheque/EFT FNumber 216905					2,700.00
15/07/2021	\$APINVCE	13072021	MARTIN COPEMAN	RFD STUDY ASSISTANCE - M COPEMAN	2,700.00
Cheque/EFT FNumber 216906					643.20
22/07/2021	\$APINVCE	270396	EUROPEAN FOODS PTY LTD	COP Coffee supplies : European foods	643.20
Cheque/EFT FNumber 216907					5,500.00
22/07/2021	\$APINVCE	210637CP	LUX EVENTS PTY LTD	1.8 Janet Echelman - Creative Lighting p	5,500.00
Cheque/EFT FNumber 216908					1,650.00
22/07/2021	\$APINVCE	30009628	BROOK & MARSH PTY LTD	Survey Plan - 36-38 Thomas Street	1,650.00
Cheque/EFT FNumber 216909					24,775.24
22/07/2021	\$APINVCE	01069497	CTIS PTY LTD	Container Deposit Scheme Top Up Fund	20,000.00
22/07/2021	\$APINVCE	01069502	CTIS PTY LTD	Cash Collection from Car park and Ticket	4,775.24
Cheque/EFT FNumber 216910					498.50
22/07/2021	\$APINVCE	5050	MCGEES PROPERTY	McGees buoy lease for Eliza	498.50
Cheque/EFT FNumber 216911					2,726.06
22/07/2021	\$APINVCE	AUS791632	IRON MOUNTAIN AUSTRALIA GROUP PTY LTD	Secure destruction including hire of 4 b	41.49
22/07/2021	\$APINVCE	AUS895812	IRON MOUNTAIN AUSTRALIA GROUP PTY LTD	General - RR 502540 - Storage and Retrieve	2,257.23
22/07/2021	\$APINVCE	AUS897696	IRON MOUNTAIN AUSTRALIA GROUP PTY LTD	VAULT - PT - 502670 - Archive Storage an	412.13
22/07/2021	\$APINVCE	AUS894662	IRON MOUNTAIN AUSTRALIA GROUP PTY LTD	History Centre offsite storage	15.21
Cheque/EFT FNumber 216912					2,234.10
22/07/2021	\$APINVCE	00147099	ADVANCED TRAFFIC MANAGEMENT	City of Perth Depot Auto door Work Traff	1,479.50
22/07/2021	\$APINVCE	00146237	ADVANCED TRAFFIC MANAGEMENT	TMP Riverside Dr Drainage Works	754.60
Cheque/EFT FNumber 216913					994.69
22/07/2021	\$APINVCE	110687	ROSMECH SALES AND SERVICE PTY LTD	Suction Snorkel Seals, Hydraulic Oil Fil	994.69
Cheque/EFT FNumber 216914					232.90
22/07/2021	\$APINVCE	8067137477	TK Elevator Australia Pty Ltd	REACTIVE LIFT MAINTENANCE 20/21	232.90
Cheque/EFT FNumber 216915					176,826.12
22/07/2021	\$APINVCE	70372975	ALINTA SALES PTY LTD	Jewell Lane, East Perth	1,367.60
22/07/2021	\$APINVCE	70373027	ALINTA SALES PTY LTD	27 St Georges Tce, Perth	30,944.72
22/07/2021	\$APINVCE	70369126	ALINTA SALES PTY LTD	je	1,520.38
22/07/2021	\$APINVCE	70372494	ALINTA SALES PTY LTD	27 Mayfair St, West Perth	2,340.79
22/07/2021	\$APINVCE	70372860	ALINTA SALES PTY LTD	Unit A/Murray St, Perth	7,909.53
22/07/2021	\$APINVCE	70369093	ALINTA SALES PTY LTD	Unit CS/Elder St, Perth	7,673.42
22/07/2021	\$APINVCE	70372986	ALINTA SALES PTY LTD	Unit CS/Elder St, Perth	7,151.63
22/07/2021	\$APINVCE	70372461	ALINTA SALES PTY LTD	2 Linwood Ct, Osborne Park	3,285.99
22/07/2021	\$APINVCE	70372777	ALINTA SALES PTY LTD	Office O/Lake St, Northbridge	1,868.43
22/07/2021	\$APINVCE	70368112	ALINTA SALES PTY LTD	5/420 Wellington St, Perth	2,299.45
22/07/2021	\$APINVCE	70373172	ALINTA SALES PTY LTD	419 Forrest Pl, Perth	12,670.57
22/07/2021	\$APINVCE	70369357	ALINTA SALES PTY LTD	Mounts Bay Rd, Perth	67.86
22/07/2021	\$APINVCE	70372458	ALINTA SALES PTY LTD	11 Plain St, East Perth	1,159.10
22/07/2021	\$APINVCE	70372490	ALINTA SALES PTY LTD	8/420 Wellington St, Perth	262.12
22/07/2021	\$APINVCE	70368881	ALINTA SALES PTY LTD	81 Royal St, East Perth	2,004.10
22/07/2021	\$APINVCE	70372946	ALINTA SALES PTY LTD	81 Royal St, East Perth	1,858.12
22/07/2021	\$APINVCE	70369051	ALINTA SALES PTY LTD	Office O/Lake St, Northbridge	1,823.10
22/07/2021	\$APINVCE	70372379	ALINTA SALES PTY LTD	Pier St, Perth	8,993.55
22/07/2021	\$APINVCE	70372497	ALINTA SALES PTY LTD	68A Roe St, Northbridge	4,747.21
22/07/2021	\$APINVCE	70372457	ALINTA SALES PTY LTD	Parker St, Northbridge	854.06
22/07/2021	\$APINVCE	70368949	ALINTA SALES PTY LTD	85 Francis St, Northbridge	482.31
22/07/2021	\$APINVCE	70373159	ALINTA SALES PTY LTD	85 Francis St, Northbridge	590.43
22/07/2021	\$APINVCE	70338594	ALINTA SALES PTY LTD	Parker St, Northbridge	669.66
22/07/2021	\$APINVCE	70368914	ALINTA SALES PTY LTD	Barrack St, Perth	1,206.66
22/07/2021	\$APINVCE	70373085	ALINTA SALES PTY LTD	Barrack St, Perth	970.32
22/07/2021	\$APINVCE	70372378	ALINTA SALES PTY LTD	Hay St	2,599.82
22/07/2021	\$APINVCE	70369248	ALINTA SALES PTY LTD	579 Hay St, Perth	8,470.56
22/07/2021	\$APINVCE	70372783	ALINTA SALES PTY LTD	579 Hay St, Perth	7,346.52
22/07/2021	\$APINVCE	70371583	ALINTA SALES PTY LTD	Victoria Ave, Perth	1,440.95
22/07/2021	\$APINVCE	70372498	ALINTA SALES PTY LTD	Adelaide Tce, Perth	1,189.15
22/07/2021	\$APINVCE	70372489	ALINTA SALES PTY LTD	Unit 16/420 Wellington St, Perth	394.32
22/07/2021	\$APINVCE	70372495	ALINTA SALES PTY LTD	Wellington St, West Perth	1,592.53
22/07/2021	\$APINVCE	70369016	ALINTA SALES PTY LTD	Unit A/Murray St, Perth	8,969.26
22/07/2021	\$APINVCE	654999411	ALINTA SALES PTY LTD	Unit O, 420 Wellington St, Perth	991.95
22/07/2021	\$APINVCE	804003079	ALINTA SALES PTY LTD	567 Hay St, Perth	3,962.00
22/07/2021	\$APINVCE	654999411	ALINTA SALES PTY LTD	Unit O, 420 Wellington St, Perth	746.50
22/07/2021	\$APINVCE	70369204	ALINTA SALES PTY LTD	27 Mayfair St, West Perth	9,861.44
22/07/2021	\$APINVCE	70373166	ALINTA SALES PTY LTD	Unit 13/420 Wellington St, Perth	10,243.31
22/07/2021	\$APINVCE	70372459	ALINTA SALES PTY LTD	Unit B/1 Mounts Bay Rd, Perth	14,296.70



City of Perth

Schedule of Accounts Paid - Municipal Fund

For the Period: 01/07/2021-31/07/2021

Payment Date	Document	Invoice Number	Payee	Payment Details	Payment Amount
Cheque/EFT FNumber 216916					155.00
22/07/2021	\$APINVCE	395061183	FOXTEL SUBSCRIBER PAYMENTS	Foxtel for City Arts Space (a/c 6449301)	155.00
Cheque/EFT FNumber 216917					232.43
22/07/2021	\$APINVCE	00107962	FOR TABLE DELIGHTS	Coffee table delights -Cookies supplies	232.43
Cheque/EFT FNumber 216918					591.36
22/07/2021	\$APINVCE	P2192100	ATOM SUPPLY	Depot Main Store Stock	591.36
Cheque/EFT FNumber 216919					1,080.29
22/07/2021	\$APINVCE	2014317	Altronics Pty Ltd	3D Printer/CNC/Engraver plus filament fo	1,080.29
Cheque/EFT FNumber 216920					1,512.12
22/07/2021	\$APINVCE	00023604	SUNNY INDUSTRIAL BRUSHWARE	Annual Sweeper Brush Blanket Order for 3	1,512.12
Cheque/EFT FNumber 216921					13,280.40
22/07/2021	\$APINVCE	8002867	DEPARTMENT OF TRANSPORT	Vehicle Registration Searches (WA)	13,280.40
Cheque/EFT FNumber 216922					1,980.00
22/07/2021	\$APINVCE	2372243	SONIC HEALTHPLUS PTY LTD	Sonic Health - OSH - Drug & Alcohol Test	1,980.00
Cheque/EFT FNumber 216923					20,606.79
22/07/2021	\$APINVCE	INV-14543	GILMOUR & JOOSTE ELECTRICAL	VARIOUS SITES - UNPLANNED ELECTRICAL MAI	234.58
22/07/2021	\$APINVCE	INV-14544	GILMOUR & JOOSTE ELECTRICAL	VARIOUS SITES - UNPLANNED ELECTRICAL MAI	463.00
22/07/2021	\$APINVCE	INV-14587	GILMOUR & JOOSTE ELECTRICAL	QU-12716 Power for WSQ Toilet Block	7,600.06
22/07/2021	\$APINVCE	INV-14603	GILMOUR & JOOSTE ELECTRICAL	Electrical maintenance for street lighti	134.41
22/07/2021	\$APINVCE	INV-14606	GILMOUR & JOOSTE ELECTRICAL	Electrical maintenance for street lighti	77.36
22/07/2021	\$APINVCE	INV-14607	GILMOUR & JOOSTE ELECTRICAL	Electrical maintenance for street lighti	77.36
22/07/2021	\$APINVCE	INV-14608	GILMOUR & JOOSTE ELECTRICAL	Electrical maintenance for street lighti	77.36
22/07/2021	\$APINVCE	INV-14619	GILMOUR & JOOSTE ELECTRICAL	Electrical maintenance for street lighti	181.30
22/07/2021	\$APINVCE	INV14620	GILMOUR & JOOSTE ELECTRICAL	Electrical maintenance for street lighti	388.91
22/07/2021	\$APINVCE	INV-14622	GILMOUR & JOOSTE ELECTRICAL	Electrical maintenance for street lighti	181.30
22/07/2021	\$APINVCE	INV-14546	GILMOUR & JOOSTE ELECTRICAL	VARIOUS SITES - UNPLANNED ELECTRICAL MAI	82.50
22/07/2021	\$APINVCE	INV-14541	GILMOUR & JOOSTE ELECTRICAL	VARIOUS SITES - UNPLANNED ELECTRICAL MAI	404.34
22/07/2021	\$APINVCE	INV-14545	GILMOUR & JOOSTE ELECTRICAL	VARIOUS SITES - UNPLANNED ELECTRICAL MAI	412.82
22/07/2021	\$APINVCE	INV-12248	GILMOUR & JOOSTE ELECTRICAL	Electrical maintenance for street lighti	246.68
22/07/2021	\$APINVCE	INV-12249	GILMOUR & JOOSTE ELECTRICAL	Electrical maintenance for street lighti	444.90
22/07/2021	\$APINVCE	INV-14602	GILMOUR & JOOSTE ELECTRICAL	Electrical maintenance for street lighti	106.91
22/07/2021	\$APINVCE	INV-13973	GILMOUR & JOOSTE ELECTRICAL	As part of City's lighting enhancement p	8,833.00
22/07/2021	\$APINVCE	INV-14632	GILMOUR & JOOSTE ELECTRICAL	urgent electrical/cabling jobs	660.00
Cheque/EFT FNumber 216924					9,287.96
22/07/2021	\$APINVCE	10826455	MINTER ELLISON	Engagement Minter Ellison on WACA matter	9,287.96
Cheque/EFT FNumber 216925					303.56
22/07/2021	\$APINVCE	6226647D	DAIMLER TRUCKS PERTH	Front Brake Pads for Large Mercedes Rubb	-303.56
22/07/2021	\$APINVCE	6226647D	DAIMLER TRUCKS PERTH	Front Brake Pads for Large Mercedes Rubb	303.56
22/07/2021	\$APINVCE	6226647D	DAIMLER TRUCKS PERTH	Front Brake Pads for Large Mercedes Rubb	303.56
Cheque/EFT FNumber 216926					719.65
22/07/2021	\$APINVCE	428	GREENLITE ELECTRICAL CONTRACTORS PTY LTD	Complete works as per Quote G3844.21. Ne	719.65
Cheque/EFT FNumber 216927					550.00
22/07/2021	\$APINVCE	0519	Kyle Damon Hughes-Odgers	Mural Concept - 110 William Street Reta	550.00
Cheque/EFT FNumber 216928					657.25
22/07/2021	\$APINVCE	PTH1-020	WOODLANDS DISTRIBUTORS & AGENCIES PTY LTD	5 x Boxes Degradable Dog Bags	657.25
Cheque/EFT FNumber 216929					195.00
22/07/2021	\$APINVCE	21007	AUSTRALIAN ACADEMY OF TAI CHI (WA)	Tai Chi classes	195.00
Cheque/EFT FNumber 216930					4,950.00
22/07/2021	\$APINVCE	INV-0123	WHEN ADAM MET EVE	Existing contract 100374 applies for Whe	990.00
22/07/2021	\$APINVCE	INV-0122	WHEN ADAM MET EVE	Existing contract 100374 applies for sup	3,960.00
Cheque/EFT FNumber 216931					7,658.60
22/07/2021	\$HRPAYJNL	F 16/07/2021	AUSTRALIAN SUPER	Employee Contribution - Post Tax (%)	219.34
22/07/2021	\$HRPAYJNL	F 16/07/2021	AUSTRALIAN SUPER	Employee Contribution - PreTax (\$)	695.54
22/07/2021	\$HRPAYJNL	F 16/07/2021	AUSTRALIAN SUPER	Employee Contribution - PreTax (%)	4,596.08
22/07/2021	\$HRPAYJNL	EF 16/07/2021	AUSTRALIAN SUPER	Employee Contribution - PreTax (\$)	1,034.62
22/07/2021	\$HRPAYJNL	EF 16/07/2021	AUSTRALIAN SUPER	Employee Contribution - PreTax (%)	874.02
22/07/2021	\$HRPAYJNL	F 16/07/2021	AUSTRALIAN SUPER	Employee Contribution - Post Tax (\$)	239.00
Cheque/EFT FNumber 216932					6,589.76
22/07/2021	\$APINVCE	2021288236	ELECTRICITY GENERATION AND RETAIL CORPORATION	Electricity - 72 Lake Street Northbridge	468.09
22/07/2021	\$APINVCE	2033291339	ELECTRICITY GENERATION AND RETAIL CORPORATION	Electricity - 73 Lake Street Northbridge	724.45
22/07/2021	\$APINVCE	2037279338	ELECTRICITY GENERATION AND RETAIL CORPORATION	Electricity - 700 Wellington Street	789.28
22/07/2021	\$APINVCE	2065276096	ELECTRICITY GENERATION AND RETAIL CORPORATION	Electricity - Lot 9000 Fitzgerald Street	532.61
22/07/2021	\$APINVCE	2069273975	ELECTRICITY GENERATION AND RETAIL CORPORATION	Electricity - 4 Royal Street East Perth	476.99
22/07/2021	\$APINVCE	2069274017	ELECTRICITY GENERATION AND RETAIL CORPORATION	Electricity - Lot 135 Aberdeen Street	567.47
22/07/2021	\$APINVCE	2077276920	ELECTRICITY GENERATION AND RETAIL CORPORATION	Electricity - U B 205 James Street	160.06
22/07/2021	\$APINVCE	2085278962	ELECTRICITY GENERATION AND RETAIL CORPORATION	Terrace Rd, Perth	61.74
22/07/2021	\$APINVCE	2041281289	ELECTRICITY GENERATION AND RETAIL CORPORATION	Lot 483 U 1 Terrace Rd, Perth	78.05
22/07/2021	\$APINVCE	2037280840	ELECTRICITY GENERATION AND RETAIL CORPORATION	U 110 Wellington St, East Perth	1,082.66
22/07/2021	\$APINVCE	2037280839	ELECTRICITY GENERATION AND RETAIL CORPORATION	U 2 110 Wellington St, East Perth	763.85



City of Perth

Schedule of Accounts Paid - Municipal Fund

For the Period: 01/07/2021-31/07/2021

Payment Date	Document	Invoice Number	Payee	Payment Details	Payment Amount
22/07/2021	\$APINVCE	2025286293	ELECTRICITY GENERATION AND RETAIL CORPORATION U 2 110 Wellington St, East Perth		57.54
22/07/2021	\$APINVCE	2057279095	ELECTRICITY GENERATION AND RETAIL CORPORATION 171 St Georges Tce, Perth		490.58
22/07/2021	\$APINVCE	2073276000	ELECTRICITY GENERATION AND RETAIL CORPORATION U St534 Hay St, Perth		216.64
22/07/2021	\$APINVCE	2065279768	ELECTRICITY GENERATION AND RETAIL CORPORATION U 6 420 Wellington St, Perth		119.75
Cheque/EFT FNumber 216933		SOIL'N SAND PTY LTD			689.84
22/07/2021	\$APINVCE	INV-8676	SOIL'N SAND PTY LTD	Stores Stock	689.84
Cheque/EFT FNumber 216934		HERBERT SMITH FREEHILLS			27,000.57
22/07/2021	\$APINVCE	51022369	HERBERT SMITH FREEHILLS	843-845 Hay Street Colonnade - Lease Ren	4,951.73
22/07/2021	\$APINVCE	51021505	HERBERT SMITH FREEHILLS	WACA payments - Feb 21 charges To cover	3,982.44
22/07/2021	\$APINVCE	51021998	HERBERT SMITH FREEHILLS	WACA payments - Mar 21 charges INV 51021	13,040.94
22/07/2021	\$APINVCE	51021998	HERBERT SMITH FREEHILLS	WACA payments - Mar 21 charges INV 51021	-13,040.94
22/07/2021	\$APINVCE	51021998	HERBERT SMITH FREEHILLS	WACA payments - Mar 21 charges INV 51021	13,040.94
22/07/2021	\$APINVCE	50056643	HERBERT SMITH FREEHILLS	Review LMDRF constitution Drafting pla	5,025.46
Cheque/EFT FNumber 216935		AUSTRALIAN HVAC SERVICES			7,650.50
22/07/2021	\$APINVCE	61922	AUSTRALIAN HVAC SERVICES	HVAC Planned Maintenance for 2020/2021 F	633.05
22/07/2021	\$APINVCE	61923	AUSTRALIAN HVAC SERVICES	HVAC Planned Maintenance for 2020/2021 F	7,017.45
Cheque/EFT FNumber 216936		DE VINE CELLARS			338.00
22/07/2021	\$APINVCE	467018-3	DE VINE CELLARS	De Vine cellar Catering Beverage supplie	186.00
22/07/2021	\$APINVCE	442010-3	DE VINE CELLARS	De Vine cellar Catering Beverage supplie	152.00
Cheque/EFT FNumber 216937		JESSICA ALICE BOYCE			360.00
22/07/2021	\$APINVCE	202101	JESSICA ALICE BOYCE	Curation and installation of WAFTA exhib	360.00
Cheque/EFT FNumber 216938		THE CHAMBER OF ARTS AND CULTURE WA INCORPORATED			385.00
22/07/2021	\$APINVCE	3960	THE CHAMBER OF ARTS AND CULTURE WA INCORPORATED	Annual Membership - Chamber of Culture a	385.00
Cheque/EFT FNumber 216939		IBC DIGITAL			1,595.00
22/07/2021	\$APINVCE	16060	IBC DIGITAL	CPP website and app support	1,595.00
Cheque/EFT FNumber 216940		BUNGAREE LAUNDRY SERVICES			184.03
22/07/2021	\$APINVCE	00051725	BUNGAREE LAUNDRY SERVICES	Bungaree -COP Catering Linen Supply	184.03
Cheque/EFT FNumber 216941		BROWNES FOODS OPERATIONS PTY LTD			106.31
22/07/2021	\$APINVCE	16068730	BROWNES FOODS OPERATIONS PTY LTD	Depot Weekly Milk Delivery 1 July 2021 -	106.31
Cheque/EFT FNumber 216942		BEACON EQUIPMENT BENTLEY			1,050.50
22/07/2021	\$APINVCE	60279 #26	BEACON EQUIPMENT BENTLEY	Replacement Flexi Hose for Sludge Pump	1,050.50
Cheque/EFT FNumber 216943		ICONIC PROPERTY SERVICES			2,848.43
22/07/2021	\$APINVCE	PSI015117	ICONIC PROPERTY SERVICES	CLEANING AND LOCK UP SERVICES VARIOUS PR	2,848.43
Cheque/EFT FNumber 216944		A E HOSKINS & SONS			10,760.34
22/07/2021	\$APINVCE	450996	A E HOSKINS & SONS	VARIOUS SITES - UNPLANNED MAINTENANCE -	1,465.04
22/07/2021	\$APINVCE	450758	A E HOSKINS & SONS	Minor works to bring existing Citiplace	9,295.30
Cheque/EFT FNumber 216945		AUSTRALIAN SERVICES UNION			438.30
22/07/2021	\$HRPAYJNL	F 16/07/2021	AUSTRALIAN SERVICES UNION	Australian Services Union	25.90
22/07/2021	\$HRPAYJNL	F 16/07/2021	AUSTRALIAN SERVICES UNION	Australian Services Union	386.50
22/07/2021	\$HRPAYJNL	EF 16/07/2021	AUSTRALIAN SERVICES UNION	Australian Services Union	25.90
Cheque/EFT FNumber 216946		Mills Corporation Pty Ltd t/as Mills Recruitment			12,635.38
22/07/2021	\$APINVCE	00017067	Mills Corporation Pty Ltd t/as Mills Recruitment	Executive Recruitment Proposal June 2021	12,635.38
Cheque/EFT FNumber 216947		PAULL & WARNER ACCIDENT REPAIR CENTRE PERTH PTY LTD			1,001.33
22/07/2021	\$APINVCE	27576	PAULL & WARNER ACCIDENT REPAIR CENTRE PERTH PTY LTD	Repairs to utility as under excess	658.13
22/07/2021	\$APINVCE	27577	PAULL & WARNER ACCIDENT REPAIR CENTRE PERTH PTY LTD	Repairs for damage that is under excess	343.20
Cheque/EFT FNumber 216948		DADAA Ltd			414.70
22/07/2021	\$APINVCE	00009354	DADAA Ltd	DADAA - Interpreter	414.70
Cheque/EFT FNumber 216949		THE TRUSTEE FOR THE SWIFT FLOW UNIT TRUST			3,628.44
22/07/2021	\$APINVCE	11129	THE TRUSTEE FOR THE SWIFT FLOW UNIT TRUST	VARIOUS SITES - UNPLANNED PLUMBING MAINT	250.40
22/07/2021	\$APINVCE	11774	THE TRUSTEE FOR THE SWIFT FLOW UNIT TRUST	VARIOUS SITES - UNPLANNED PLUMBING MAINT	432.39
22/07/2021	\$APINVCE	11880	THE TRUSTEE FOR THE SWIFT FLOW UNIT TRUST	VARIOUS SITES - UNPLANNED PLUMBING MAINT	571.51
22/07/2021	\$APINVCE	12194	THE TRUSTEE FOR THE SWIFT FLOW UNIT TRUST	VARIOUS SITES - UNPLANNED PLUMBING MAINT	1,002.41
22/07/2021	\$APINVCE	12191	THE TRUSTEE FOR THE SWIFT FLOW UNIT TRUST	VARIOUS SITES - UNPLANNED PLUMBING MAINT	820.63
22/07/2021	\$APINVCE	11312	THE TRUSTEE FOR THE SWIFT FLOW UNIT TRUST	URILIFT - PLANNED MAINTENANCE - 2020/21	182.12
22/07/2021	\$APINVCE	12118	THE TRUSTEE FOR THE SWIFT FLOW UNIT TRUST	VARIOUS SITES - UNPLANNED PLUMBING MAINT	368.98
Cheque/EFT FNumber 216950		ROWSON'S PLUMBING SERVICES PTY LTD			3,730.82
22/07/2021	\$APINVCE	820599	ROWSON'S PLUMBING SERVICES PTY LTD	Scheme water leak - Narrows Foreshore	925.95
22/07/2021	\$APINVCE	820588	ROWSON'S PLUMBING SERVICES PTY LTD	VARIOUS SITES - UNPLANNED PLUMBING MAINT	759.78
22/07/2021	\$APINVCE	820492	ROWSON'S PLUMBING SERVICES PTY LTD	VARIOUS SITES - UNPLANNED PLUMBING MAINT	420.45
22/07/2021	\$APINVCE	820598	ROWSON'S PLUMBING SERVICES PTY LTD	VARIOUS SITES - UNPLANNED PLUMBING MAINT	504.14
22/07/2021	\$APINVCE	820490	ROWSON'S PLUMBING SERVICES PTY LTD	Supply contract works: Repair bubbler in	215.95
22/07/2021	\$APINVCE	820488	ROWSON'S PLUMBING SERVICES PTY LTD	VARIOUS SITES - UNPLANNED PLUMBING MAINT	444.93
22/07/2021	\$APINVCE	820489	ROWSON'S PLUMBING SERVICES PTY LTD	VARIOUS SITES - UNPLANNED PLUMBING MAINT	271.40
22/07/2021	\$APINVCE	820491	ROWSON'S PLUMBING SERVICES PTY LTD	VARIOUS SITES - UNPLANNED PLUMBING MAINT	188.22
Cheque/EFT FNumber 216951		PERTH TEMPORARY FENCING			495.00
22/07/2021	\$APINVCE	00001373	PERTH TEMPORARY FENCING	Supply of contract works: Temporary Fenc	495.00
Cheque/EFT FNumber 216952		Peacock Bros Proprietary Limited			7,750.60
22/07/2021	\$APINVCE	I313989	Peacock Bros Proprietary Limited	Peacock Brothers TC56 Battery Replacemen	7,750.60
Cheque/EFT FNumber 216953		DEPARTMENT OF PLANNING, LANDS AND HERITAGE			15,244.35



City of Perth

Schedule of Accounts Paid - Municipal Fund

For the Period: 01/07/2021-31/07/2021

Payment Date	Document	Invoice Number	Payee	Payment Details	Payment Amount
22/07/2021	\$APINVCE	LD294787	DEPARTMENT OF PLANNING, LANDS AND HERITAGE	Lease Rental - DPLH - 2021/2022	15,244.35
Cheque/EFT FNumber 216954		WINC AUSTRALIA PTY PTD			1,613.23
22/07/2021	\$APCREDT	9036063985	WINC AUSTRALIA PTY PTD	LEVEL 4 STATIONER - RETRACTABLE REELS A	-516.23
22/07/2021	\$APINVCE	9036275401	WINC AUSTRALIA PTY PTD	Kitchen, Catering, Stationery & Cleaning	8.95
22/07/2021	\$APINVCE	9036218076	WINC AUSTRALIA PTY PTD	Stationary and Consumables for CDS Depot	176.61
22/07/2021	\$APINVCE	9036396487	WINC AUSTRALIA PTY PTD	CPP Operations Winc 2020/2021	159.36
22/07/2021	\$APINVCE	9036396984	WINC AUSTRALIA PTY PTD	CDS Depot @ 8 Aberdeen St Northbridge	2.68
22/07/2021	\$APINVCE	9036113541	WINC AUSTRALIA PTY PTD	Stationary and Consumables For CDS Depot	280.90
22/07/2021	\$APINVCE	9035273190	WINC AUSTRALIA PTY PTD	CDS Depot at 8 Aberdeen St North Bridge	14.47
22/07/2021	\$APINVCE	9036445923	WINC AUSTRALIA PTY PTD	Depot Catering, Cleaning & Stationery Su	6.00
22/07/2021	\$APINVCE	9036450135	WINC AUSTRALIA PTY PTD	Parks Catering	75.40
22/07/2021	\$APINVCE	9036453309	WINC AUSTRALIA PTY PTD	Winc CPP Operations	46.11
22/07/2021	\$APINVCE	9036445839	WINC AUSTRALIA PTY PTD	Winc CPP Operations	249.11
22/07/2021	\$APINVCE	9036480386	WINC AUSTRALIA PTY PTD	Stationery	71.15
22/07/2021	\$APINVCE	9035358234	WINC AUSTRALIA PTY PTD	CDS Depot at 8 Aberdeen St North Bridge	9.48
22/07/2021	\$APINVCE	9036243580	WINC AUSTRALIA PTY PTD	Stationary and Consumables for CDS Depot	14.98
22/07/2021	\$APINVCE	9028882578	WINC AUSTRALIA PTY PTD	Citywatch 9028312893 \$201.12 (with cred	142.92
22/07/2021	\$APINVCE	9035752542	WINC AUSTRALIA PTY PTD	20/21 Stationery and Office Supplies - G	94.34
22/07/2021	\$APINVCE	9036017892	WINC AUSTRALIA PTY PTD	20/21 Stationery and Office Supplies - G	8.49
22/07/2021	\$APINVCE	9035832905	WINC AUSTRALIA PTY PTD	20/21 Stationery and Office Supplies - G	200.63
22/07/2021	\$APINVCE	9036442179	WINC AUSTRALIA PTY PTD	Depot Catering, Cleaning & Stationery Su	47.88
22/07/2021	\$APINVCE	9035748699	WINC AUSTRALIA PTY PTD	Stationery and Kitchen Supplies for Gove	418.62
22/07/2021	\$APINVCE	9036455156	WINC AUSTRALIA PTY PTD	Winc Order	101.38
Cheque/EFT FNumber 216955		ACE SECURITY AND EVENTS SERVICES			40,862.05
22/07/2021	\$APINVCE	00007494	ACE SECURITY AND EVENTS SERVICES	Security for Library during opening hour	12,033.36
22/07/2021	\$APINVCE	00007497	ACE SECURITY AND EVENTS SERVICES	Security services	5,272.29
22/07/2021	\$APINVCE	00007158	ACE SECURITY AND EVENTS SERVICES	Security Moore Street Accreditation Site	11,038.61
22/07/2021	\$APINVCE	00007367	ACE SECURITY AND EVENTS SERVICES	Security for Town Hall Events - ordered	342.96
22/07/2021	\$APINVCE	00007389	ACE SECURITY AND EVENTS SERVICES	Security for Town Hall Events - ordered	404.21
22/07/2021	\$APINVCE	00007495	ACE SECURITY AND EVENTS SERVICES	Security Moore Street Accreditation Site	11,770.62
Cheque/EFT FNumber 216956		Uniliver Australia Limited			1,563.97
22/07/2021	\$APINVCE	3504308830A	Uniliver Australia Limited	Ice cream order for Staff party 2020	1,563.97
22/07/2021	\$APINVCE	3504308830A	Uniliver Australia Limited	Ice cream order for Staff party 2020	-1,563.97
22/07/2021	\$APINVCE	3504308830A	Uniliver Australia Limited	Ice cream order for Staff party 2020	1,563.97
Cheque/EFT FNumber 216957		Toucan Creative Pty Ltd			24,255.00
22/07/2021	\$APINVCE	COP004A	Toucan Creative Pty Ltd	3D Modelling 2021	24,255.00
Cheque/EFT FNumber 216958		3 Logix Pty Ltd			27,442.80
22/07/2021	\$APINVCE	11025055	3 Logix Pty Ltd	Annual Renewal Waste Track Access 01/07/	27,442.80
Cheque/EFT FNumber 216959		PLANT FORCE INVESTMENTS PTY LTD T/AS PLANTRITE			1,408.00
22/07/2021	\$APINVCE	00038200	PLANT FORCE INVESTMENTS PTY LTD T/AS PLANTRITE	Supply Plants Quote 32449 Order 1	1,408.00
Cheque/EFT FNumber 216960		ENVIRO INFRASTRUCTURE PTY LTD			1,430.77
22/07/2021	\$APINVCE	7699	ENVIRO INFRASTRUCTURE PTY LTD	Weld Repairs to Hopper on Large Isuzu Ru	878.66
22/07/2021	\$APINVCE	7729-1	ENVIRO INFRASTRUCTURE PTY LTD	Weld Repairs to Hopper for Large Isuzu T	552.11
Cheque/EFT FNumber 216961		The Trustee for Coromandel Trust t/as Security & Key Distributors			209.49
22/07/2021	\$APINVCE	87806	The Trustee for Coromandel Trust t/as Security & Key	Replacement Equipment Locker Keys	48.25
22/07/2021	\$APINVCE	87625	The Trustee for Coromandel Trust t/as Security & Key	Replacement Equipment Locker Keys	161.24
Cheque/EFT FNumber 216962		SENSEI PRODUCTIVITY PTY LTD T/AS SENSEI PROJECT SOLUTIONS			5,500.00
22/07/2021	\$APINVCE	4491	SENSEI PRODUCTIVITY PTY LTD T/AS SENSEI PROJECT	Customised PM Workshops 2021	5,500.00
Cheque/EFT FNumber 216963		LENARA NOMINEES PTY LTD T/AS PERTH NEWS DELIVERY			20.90
22/07/2021	\$APINVCE	30568	LENARA NOMINEES PTY LTD T/AS PERTH NEWS DELIV	West Australian for the Lord Mayor (Mon-	20.90
Cheque/EFT FNumber 216964		CDM AUSTRALIA PTY LTD			3,205.95
22/07/2021	\$APINVCE	P78857	CDM AUSTRALIA PTY LTD	SECONDARY HARD DRIVE FOR CPP AND CAS SYS	3,205.95
Cheque/EFT FNumber 216965		SPECIALIZED CLEANING GROUP PTY LTD			13,759.36
22/07/2021	\$APINVCE	INV-9712	SPECIALIZED CLEANING GROUP PTY LTD	Planned Car Park Sweeping for November 2	13,759.36
Cheque/EFT FNumber 216966		HUNTER COMMUNICATIONS PTY LTD			9,075.00
22/07/2021	\$APINVCE	INV-1750	HUNTER COMMUNICATIONS PTY LTD	Communications plan and development coll	9,075.00
Cheque/EFT FNumber 216967		TSTEE GREEN F/TRUST & TSTEE HOOD F/TRUST T/A OFFICE MILK SUP			165.12
22/07/2021	\$APINVCE	116	TSTEE GREEN F/TRUST & TSTEE HOOD F/TRUST T/A O	Milk 2020/21 for Parking crib rooms and	165.12
Cheque/EFT FNumber 216968		Vanessa Jane Wiggint/as Museumly			1,342.00
22/07/2021	\$APINVCE	2021/46	Vanessa Jane Wiggint/as Museumly	Conservation of Tom Freeman, R&I Tower a	1,342.00
Cheque/EFT FNumber 216969		DULUXGROUP(AUSTRALIA)PTY LTD T/AS DULUX AUSTRALIA			86.86
22/07/2021	\$APINVCE	489460881	DULUXGROUP(AUSTRALIA)PTY LTD T/AS DULUX AUST	Paint and Hardware Supplies for Use in G	86.86
Cheque/EFT FNumber 216970		OBJECTIVE CORPORATION LIMITED			7,009.31
22/07/2021	\$APINVCE	INV:AU013711	OBJECTIVE CORPORATION LIMITED	Annual Trapeze Desktop Renewal + upgrade	7,009.31
Cheque/EFT FNumber 216971		GPC Asia Pacific Pty Ltd T/AS NAPA			450.23
22/07/2021	\$APINVCE	1870087301	GPC Asia Pacific Pty Ltd T/AS NAPA	Servicing Filters for Fleet Utes + Works	300.63
22/07/2021	\$APINVCE	1870090935	GPC Asia Pacific Pty Ltd T/AS NAPA	Mics Part required for Depot Workshop Su	112.20
22/07/2021	\$APINVCE	1870090973	GPC Asia Pacific Pty Ltd T/AS NAPA	Mics Part required for Depot Workshop Su	37.40
Cheque/EFT FNumber 216972		AQUAMONIX PTY LTD			3,883.00



City of Perth

Schedule of Accounts Paid - Municipal Fund

For the Period: 01/07/2021-31/07/2021

Payment Date	Document	Invoice Number	Payee	Payment Details	Payment Amount
22/07/2021	\$APINVCE	68053	AQUAMONIX PTY LTD	Queens Gardens Irrigation Controller Upg	1,794.10
22/07/2021	\$APINVCE	68060	AQUAMONIX PTY LTD	Wellington Square Irrigation Controller	2,088.90
Cheque/EFT FNumber 216973 THE GRIFFITH FAMILY TRUST T/AS SUPERSTOCK SERVICES SUPERSTOCK FOOD SERVICES					52.20
22/07/2021	\$APINVCE	40459104	THE GRIFFITH FAMILY TRUST T/AS SUPERSTOCK SERVI	Superstock Food Services supply fruit ju	52.20
Cheque/EFT FNumber 216974 BIG ISSUE IN AUSTRALIA LIMITED T/AS THE BIG ISSUE					1,183.50
22/07/2021	\$APINVCE	00023195	BIG ISSUE IN AUSTRALIA LIMITED T/AS THE BIG ISSUE	The Community Centre sells the Big Issue	1,183.50
Cheque/EFT FNumber 216975 This is Creative Pty Ltd					960.00
22/07/2021	\$APINVCE	119238888	This is Creative Pty Ltd	Training - 2021 NCC Seminar - 14/05/2021	960.00
Cheque/EFT FNumber 216976 The Trustee for R & R Consultants Trust t/as Local Geotechnics					4,840.00
22/07/2021	\$APINVCE	INV-1812	The Trustee for R & R Consultants Trust t/as Local Gec	Quote LGP004COP Bawling club Geotech Quo	4,840.00
Cheque/EFT FNumber 216977 Servco Australia Melville Pty Ltd (Melville Toyota)					36,820.95
22/07/2021	\$APINVCE	213504	Servco Australia Melville Pty Ltd (Melville Toyota)	Vehicle registration for replacement veh	96.25
22/07/2021	\$APINVCE	RI11227211	Servco Australia Melville Pty Ltd (Melville Toyota)	Registration & pitting fees on vehicle r	-635.90
22/07/2021	\$APINVCE	RI11227149	Servco Australia Melville Pty Ltd (Melville Toyota)	Registration for replacement vehicle as	-642.30
22/07/2021	\$APINVCE	RI11227149	Servco Australia Melville Pty Ltd (Melville Toyota)	Registration for replacement vehicle as	642.30
22/07/2021	\$APINVCE	RI11227243	Servco Australia Melville Pty Ltd (Melville Toyota)	Procure 11 operational vehicle's that ar	36,730.00
22/07/2021	\$APINVCE	RI11227244	Servco Australia Melville Pty Ltd (Melville Toyota)	licensing and registration costs for rep	630.60
Cheque/EFT FNumber 216978 Equilibrium Interactive Pty Ltd					2,745.60
22/07/2021	\$APINVCE	9064	Equilibrium Interactive Pty Ltd	Grants & Sponsorship Hub	2,745.60
Cheque/EFT FNumber 216979 Swan Group WA Pty Ltd t/as Swan Group WA					22,145.73
22/07/2021	\$APINVCE	202172	Swan Group WA Pty Ltd t/as Swan Group WA	Container Deposit Scheme - Aberdeen St -	20,304.46
22/07/2021	\$APINVCE	202175	Swan Group WA Pty Ltd t/as Swan Group WA	Supply & Install Vinyl Window Treatment	1,841.27
Cheque/EFT FNumber 216980 The Trustee for Aware Super					3,053.04
22/07/2021	\$HRPAYJNL	F 16/07/2021	The Trustee for Aware Super	Employee Contribution - PreTax (\$)	961.01
22/07/2021	\$HRPAYJNL	F 16/07/2021	The Trustee for Aware Super	Employee Contribution - PreTax (%)	1,563.65
22/07/2021	\$HRPAYJNL	EF 16/07/2021	The Trustee for Aware Super	Employee Contribution - PreTax (\$)	25.00
22/07/2021	\$HRPAYJNL	EF 16/07/2021	The Trustee for Aware Super	Employee Contribution - PreTax (%)	503.38
Cheque/EFT FNumber 216981 Business Law WA Pty Ltd					3,324.75
22/07/2021	\$APINVCE	101216	Business Law WA Pty Ltd	2021 Agreement Renewals	1,839.75
22/07/2021	\$APINVCE	101257	Business Law WA Pty Ltd	2021 Agreement Renewals	1,485.00
Cheque/EFT FNumber 216982 Quick Super Fund					280,729.64
22/07/2021	\$HRPAYJNL	F 16/07/2021	Quick Super Fund	4.5% Council Matched Company Contributio	41,645.89
22/07/2021	\$HRPAYJNL	F 16/07/2021	Quick Super Fund	CC Scheme Employee Contribution - PostTa	6,124.78
22/07/2021	\$HRPAYJNL	F 16/07/2021	Quick Super Fund	CC Scheme Employee Contribution - PreTax	38,680.52
22/07/2021	\$HRPAYJNL	F 16/07/2021	Quick Super Fund	SGC Compulsory - Employer	194,278.45
Cheque/EFT FNumber 216983 Hoban Recruitment Pty Ltd					33,880.13
22/07/2021	\$APINVCE	HPL23323	Hoban Recruitment Pty Ltd	CPP Ops Hoban PO - Replaces PO 241944 du	6,305.83
22/07/2021	\$APINVCE	HPL23948	Hoban Recruitment Pty Ltd	CPP Ops Hoban PO - Replaces PO 241944 du	3,373.96
22/07/2021	\$APINVCE	HPL23950	Hoban Recruitment Pty Ltd	Ken Buck 22/03/2021 to 2/07/2021	1,926.17
22/07/2021	\$APINVCE	HPL20815	Hoban Recruitment Pty Ltd	Ken Buck 22/03/2021 to 2/07/2021	1,926.17
22/07/2021	\$APINVCE	HPL17224	Hoban Recruitment Pty Ltd	Ken Buck 22/03/2021 to 2/07/2021	1,926.17
22/07/2021	\$APINVCE	HPL17783	Hoban Recruitment Pty Ltd	Ken Buck 22/03/2021 to 2/07/2021	1,926.17
22/07/2021	\$APINVCE	HPL18907	Hoban Recruitment Pty Ltd	Ken Buck 22/03/2021 to 2/07/2021	1,926.17
22/07/2021	\$APINVCE	HPL19532	Hoban Recruitment Pty Ltd	Ken Buck 22/03/2021 to 2/07/2021	1,926.17
22/07/2021	\$APINVCE	HPL20208	Hoban Recruitment Pty Ltd	Ken Buck 22/03/2021 to 2/07/2021	1,926.17
22/07/2021	\$APINVCE	HPL21437	Hoban Recruitment Pty Ltd	Ken Buck 22/03/2021 to 2/07/2021	1,926.17
22/07/2021	\$APINVCE	HPL22636	Hoban Recruitment Pty Ltd	Ken Buck 22/03/2021 to 2/07/2021	1,926.17
22/07/2021	\$APINVCE	HPL23322	Hoban Recruitment Pty Ltd	Ken Buck 22/03/2021 to 2/07/2021	1,926.17
22/07/2021	\$APINVCE	HPL22015	Hoban Recruitment Pty Ltd	Ken Buck 22/03/2021 to 2/07/2021	2,469.32
22/07/2021	\$APINVCE	HPL18344	Hoban Recruitment Pty Ltd	Ken Buck 22/03/2021 to 2/07/2021	1,519.58
22/07/2021	\$APINVCE	HPL16028	Hoban Recruitment Pty Ltd	Ken Buck 22/03/2021 to 2/07/2021	949.74
Cheque/EFT FNumber 216984 Aboriginal United Services Pty Ltd					9,174.61
22/07/2021	\$APINVCE	00004524	Aboriginal United Services Pty Ltd	AUS Staffing for CDS Depot	6,621.31
22/07/2021	\$APINVCE	00004523	Aboriginal United Services Pty Ltd	AUS Staffing for CDS Depot	2,553.30
Cheque/EFT FNumber 216985 GO DOORS PTY LTD t/as GO DOORS					807.13
22/07/2021	\$APINVCE	96318	GO DOORS PTY LTD t/as GO DOORS	City Of Perth Auto Doors reactive mainte	807.13
Cheque/EFT FNumber 216986 KPMG					131,477.51
22/07/2021	\$APINVCE	821376606	KPMG	RFQ EXM000062 Internal Audit Services. T	23,815.28
22/07/2021	\$APINVCE	821376607	KPMG	RFQ EXM000062 Internal Audit Services. T	71,665.83
22/07/2021	\$APINVCE	821376608	KPMG	RFQ EXM000062 Internal Audit Services. T	35,996.40
Cheque/EFT FNumber 216987 Association of Consulting Architects Australia WA Branch					80.00
22/07/2021	\$APINVCE	INV-0055	Association of Consulting Architects Australia WA Bra	L&D SF, SL Medium Density Symposium by t	80.00
Cheque/EFT FNumber 216988 Diamond Locksmiths Pty Ltd t/as Diamond Lock & Security					556.08
22/07/2021	\$APINVCE	262558	Diamond Locksmiths Pty Ltd t/as Diamond Lock & Sec	Change of locks Bocelli's Forrest Place	389.03
22/07/2021	\$APINVCE	262943	Diamond Locksmiths Pty Ltd t/as Diamond Lock & Sec	Re-key Depot Door Lock	167.05
Cheque/EFT FNumber 216989 Naja Business Consulting Services					42,157.50
22/07/2021	\$APINVCE	INV-00391	Naja Business Consulting Services	Commercial Property Portfolio review	42,157.50
Cheque/EFT FNumber 216990 The Trustee for HGSC Sims Trust t/as Clark Rubber Cannington					856.00
22/07/2021	\$APINVCE	164900	The Trustee for HGSC Sims Trust t/as Clark Rubber Cai	6 x Milan Sofa Bed Chairs and 4 x Conver	856.00



City of Perth

Schedule of Accounts Paid - Municipal Fund

For the Period: 01/07/2021-31/07/2021

Payment Date	Document	Invoice Number	Payee	Payment Details	Payment Amount
Cheque/EFT FNumber 216991					65.00
22/07/2021	\$APINVCE	ST10011217	The Owners of Edge by Psaros SP66017	FOB for Edge Apartments	65.00
Cheque/EFT FNumber 216992					825.00
22/07/2021	\$APINVCE	INV-5087	Laminar Capital Pty Ltd	To provide annual Market Valuation of E	825.00
Cheque/EFT FNumber 216993					2,764.41
22/07/2021	\$APINVCE	INV-0706	Perth History Association Inc	Small Business Grant 2020 21 Museum of P	2,764.41
Cheque/EFT FNumber 216994					5,342.53
22/07/2021	\$APINVCE	00151205	BLUE COLLAR PEOPLE	WAC Dayshift Blue Collar Labour Costs -	4,107.58
22/07/2021	\$APINVCE	00151204	BLUE COLLAR PEOPLE	Labour Hire Nightshift WE 4/7/2021	1,234.95
Cheque/EFT FNumber 216995					115.35
22/07/2021	\$APINVCE	0877647	CENTRAL CITY MEDICAL CENTRE	HEP A & HEP B Vaccines - Depot Work Shop	115.35
Cheque/EFT FNumber 216996					3,168.00
22/07/2021	\$APINVCE	25126	CENTRECARE CORPORATE	CENTRECARE CORPORATE EAP PROGRAM STANDIN	3,168.00
Cheque/EFT FNumber 216997					400.00
22/07/2021	\$HRPAYJNL	F 16/07/2021	CFMEU MINING & ENERGY DIVISION	CFMEU	40.00
22/07/2021	\$HRPAYJNL	EF 16/07/2021	CFMEU MINING & ENERGY DIVISION	CFMEU	360.00
Cheque/EFT FNumber 216998					2,381.46
22/07/2021	\$HRPAYJNL	F 16/07/2021	Child Support Agency	ATO Child Support Agency	1,231.47
22/07/2021	\$HRPAYJNL	EF 16/07/2021	Child Support Agency	ATO Child Support Agency	1,149.99
Cheque/EFT FNumber 216999					770.00
22/07/2021	\$HRPAYJNL	F 16/07/2021	CITY OF PERTH STAFF SOCIAL CLUB	Social Club	7.00
22/07/2021	\$HRPAYJNL	F 16/07/2021	CITY OF PERTH STAFF SOCIAL CLUB	Social Club	714.00
22/07/2021	\$HRPAYJNL	EF 16/07/2021	CITY OF PERTH STAFF SOCIAL CLUB	Social Club	49.00
Cheque/EFT FNumber 217000					1,971.58
22/07/2021	\$APINVCE	BL575695	DARDANUP BUTCHERING UNIT TRUST T/AS DARDANUP BUTCHERING CO DARDANUP BUTCHERING C	Dardanup. Supply and deliver meat and me	610.26
22/07/2021	\$APINVCE	BL576078	DARDANUP BUTCHERING UNIT TRUST T/AS DARDANUP BUTCHERING CO DARDANUP BUTCHERING C	Dardanup. Supply and deliver meat and me	287.82
22/07/2021	\$APINVCE	BL576183	DARDANUP BUTCHERING UNIT TRUST T/AS DARDANUP BUTCHERING CO DARDANUP BUTCHERING C	Dardanup. Supply and deliver meat and me	227.93
22/07/2021	\$APINVCE	BL575331	DARDANUP BUTCHERING UNIT TRUST T/AS DARDANUP BUTCHERING CO DARDANUP BUTCHERING C	Dardanup. Supply and deliver meat and me	197.25
22/07/2021	\$APINVCE	BL575048	DARDANUP BUTCHERING UNIT TRUST T/AS DARDANUP BUTCHERING CO DARDANUP BUTCHERING C	Dardanup. Supply and deliver meat and me	648.32
Cheque/EFT FNumber 217001					27,536.30
22/07/2021	\$APINVCE	86433	EMPOWER MASTERPAY PTY LTD	EmpowerHR Archive License Renewal 01/07/	27,536.30
Cheque/EFT FNumber 217002					265.10
22/07/2021	\$APINVCE	RI11106126	GALLERIA MOTORS PTY LTD T/AS GALLERIA TOYOTA	Registration for a replacement vehicle a	265.10
Cheque/EFT FNumber 217003					383.00
22/07/2021	\$APINVCE	134876	STRATAGREEN	Stores Stock	253.97
22/07/2021	\$APINVCE	134895	STRATAGREEN	Depot Main Store Stock	129.03
Cheque/EFT FNumber 217004					226.10
22/07/2021	\$HRPAYJNL	F 16/07/2021	Health Insurance Fund Of Wa	Health Insurance Fund	226.10
Cheque/EFT FNumber 217005					388.71
22/07/2021	\$HRPAYJNL	EF 16/07/2021	HOSPITAL BENEFIT FUND OF WA	Hospital Benefit Fund	265.75
22/07/2021	\$HRPAYJNL	F 16/07/2021	HOSPITAL BENEFIT FUND OF WA	Hospital Benefit Fund	122.96
Cheque/EFT FNumber 217006					3,195.72
22/07/2021	\$APINVCE	220748	JASON SIGNMAKERS	10 FLAG SIGNS 300 X 450 WITH AN ADDITION	3,195.72
Cheque/EFT FNumber 217007					712.80
8/07/2021	\$APINVCE	214138583	KoneCranes and Demag Pty Ltd	Annual Inspection of Depot Workshop Over	0.00
16/07/2021	\$APINVCE	214138583	KoneCranes and Demag Pty Ltd	Annual Inspection of Depot Workshop Over	0.00
22/07/2021	\$APINVCE	214138583	KoneCranes and Demag Pty Ltd	Annual Inspection of Depot Workshop Over	712.80
Cheque/EFT FNumber 217008					16,317.21
22/07/2021	\$APINVCE	193455411	KONE ELEVATORS PTY LTD	Jan to June 2019 AutoDoor Maintenance	2,403.12
22/07/2021	\$APINVCE	193543809	KONE ELEVATORS PTY LTD	Car Park Auto Doors Planned Maintenance	13,914.09
Cheque/EFT FNumber 217009					57,816.00
22/07/2021	\$APINVCE	83820	Light Applications	Supply and deliver feature light fitting	4,180.00
22/07/2021	\$APINVCE	83817	Light Applications	Supply and deliver feature light fitting	12,672.00
22/07/2021	\$APINVCE	83753	Light Applications	Supply and deliver feature light fitting	20,900.00
22/07/2021	\$APINVCE	83765	Light Applications	VPR422047 - bowling club Light Fittings	20,064.00
Cheque/EFT FNumber 217010					50,167.07
22/07/2021	\$APINVCE	SINV-043795	MINDARIE REGIONAL COUNCIL	Provision of landfill tipping - 20/21	50,167.07
Cheque/EFT FNumber 217011					1,189.02
22/07/2021	\$HRPAYJNL	F 16/07/2021	LGRCEU	LGRCEU	164.00
22/07/2021	\$HRPAYJNL	EF 16/07/2021	LGRCEU	LGRCEU	1,025.02
Cheque/EFT FNumber 217012					1,500.00
22/07/2021	\$APINVCE	427872	Property Council of Australia	2021 Office Market Report July	1,500.00
Cheque/EFT FNumber 217013					1,809.94
22/07/2021	\$APINVCE	11718030	RSEA PTY LTD	Employee Annual Uniform Order	61.60
22/07/2021	\$APINVCE	11806590	RSEA PTY LTD	Safety Boots Nightshift - S.Bergman	160.60
22/07/2021	\$APINVCE	11807772	RSEA PTY LTD	Safety Boots Nightshift - D. Lortan	160.60
22/07/2021	\$APINVCE	11797466	RSEA PTY LTD	New Staff Uniforms	1,088.02
22/07/2021	\$APCREDIT	11783649	RSEA PTY LTD	Safety Gum Boots - Jeremy Freeman	-39.56
22/07/2021	\$APINVCE	11590063	RSEA PTY LTD	Supply of safety boots for John Creswell	158.36



City of Perth

Schedule of Accounts Paid - Municipal Fund

For the Period: 01/07/2021-31/07/2021

Payment Date	Document	Invoice Number	Payee	Payment Details	Payment Amount
22/07/2021	\$APINVCE	11432155	RSEA PTY LTD	Steel Cap Boots for FM team	140.76
22/07/2021	\$APINVCE	11764481	RSEA PTY LTD	Safety Boots Nightshift - D. Macilroy	79.56
Cheque/EFT FNumber 217014			St John Ambulance Australia		389.25
22/07/2021	\$APINVCE	FAINV00831179	St John Ambulance Australia	Provide First Aid - Parking Services	120.00
22/07/2021	\$APINVCE	FAINV00833607	St John Ambulance Australia	Provide First Aid: OATES, Dean and LOKE,	120.00
22/07/2021	\$APINVCE	FAINV00822961	St John Ambulance Australia	Provide First Aid: OATES, Dean and LOKE,	149.25
Cheque/EFT FNumber 217015			SELEKIM TECHNICAL SERVICES		2,640.00
22/07/2021	\$APINVCE	08/17482	SELEKIM TECHNICAL SERVICES	PCEC - Cutting and winding the 4 loops	2,640.00
Cheque/EFT FNumber 217016			SHERIDANS FOR BADGES		707.72
22/07/2021	\$APINVCE	B2800	SHERIDANS FOR BADGES	Gold name badges for Elected Members	707.72
Cheque/EFT FNumber 217017			STATEWIDE CLEANING SUPPLIES		20.68
22/07/2021	\$APINVCE	SI423218	STATEWIDE CLEANING SUPPLIES	cleaning chemical and stores supply for	20.68
Cheque/EFT FNumber 217018			Taylor & Burrell Unit Trust t/as Taylor Burrell Barnett		12,298.00
22/07/2021	\$APINVCE	27662	Taylor & Burrell Unit Trust t/as Taylor Burrell Barnett	Procurement of Taylor Burrell Barnett -	12,298.00
Cheque/EFT FNumber 217019			TELSTRA		3,720.56
22/07/2021	\$APINVCE	4681945111	TELSTRA	DATA CHARGES FOR 16 May to 15 jUNE1	3,720.56
Cheque/EFT FNumber 217020			WATERLOGIC AUSTRALIA PTY LTD		62.70
22/07/2021	\$APINVCE	CD-3143349	WATERLOGIC AUSTRALIA PTY LTD	Waterlogic supply and maintain our water	62.70
Cheque/EFT FNumber 217021			Toolmart Australia Pty Ltd		662.15
22/07/2021	\$APINVCE	OP-167726	Toolmart Australia Pty Ltd	Tools for the Parks reticulation team.	662.15
Cheque/EFT FNumber 217022			TOTAL EDEN PTY LTD T/AS Nutrien Water		371.22
22/07/2021	\$APINVCE	411600724	TOTAL EDEN PTY LTD T/AS Nutrien Water	Stores Stopck	704.88
22/07/2021	\$APCREDIT	411345449	TOTAL EDEN PTY LTD T/AS Nutrien Water	Invoice 411340858	-510.95
22/07/2021	\$APINVCE	411597395	TOTAL EDEN PTY LTD T/AS Nutrien Water	Supply 5 x Telco pit covers Q20383471	177.29
Cheque/EFT FNumber 217023			T QUIP		150.45
22/07/2021	\$APINVCE	102450 #12	T QUIP	Parts for Toro Mower Deck Repairs	103.00
22/07/2021	\$APINVCE	102526 #12	T QUIP	Oil Seal for Parks Toro Mower	47.45
Cheque/EFT FNumber 217024			TURF CARE WA PTY LTD		1,508.93
22/07/2021	\$APINVCE	INV-3340	TURF CARE WA PTY LTD	Flow Smart Application 10L/Ha - Supreme	485.93
22/07/2021	\$APINVCE	INV-3341	TURF CARE WA PTY LTD	SCG Turf Coring	1,023.00
Cheque/EFT FNumber 217025			ULTIMO CATERING & EVENTS PTY LTD		588.50
22/07/2021	\$APINVCE	00412390	ULTIMO CATERING & EVENTS PTY LTD	COP Catering Supplies	588.50
Cheque/EFT FNumber 217026			STEFNA FAMILY TRUST T/AS WEST TIP WASTE MANAGEMENT		9,846.95
22/07/2021	\$APINVCE	00055455	STEFNA FAMILY TRUST T/AS WEST TIP WASTE MANAGEMENT	Bulk Waste for June	9,846.95
Cheque/EFT FNumber 217027			HAMIDREZA KARAMI		120.00
22/07/2021	\$APINVCE	16062021HK	HAMIDREZA KARAMI	HEALTHY LIFESTYLE -H KARAMI	120.00
Cheque/EFT FNumber 217028			RICHENDA PRALL		335.94
22/07/2021	\$APINVCE	12042021RP	RICHENDA PRALL	RFD TRAVEL ALLOWANCE-R PRALL	335.94
Cheque/EFT FNumber 217029			Marcus Taylor		120.00
22/07/2021	\$APINVCE	130721	Marcus Taylor	Healthy Lifestyle Payment	120.00
Cheque/EFT FNumber 217030			Street Consulting P/L t/as Streetbuild		18,500.00
22/07/2021	\$APINVCE	TECH92021	Street Consulting P/L t/as Streetbuild	Workbond refund TECH/9/2021///HG	18,500.00
Cheque/EFT FNumber 217031			Michelle D Devine		120.00
22/07/2021	\$APINVCE	290621	Michelle D Devine	Healthy Lifestyle payment	120.00
Cheque/EFT FNumber 217032			Ramona & James Tziros		88.00
22/07/2021	\$APINVCE	060721	Ramona & James Tziros	Healthy Lifestyle payment	88.00
Cheque/EFT FNumber 217033			Melyssa Anne Spragg		99.00
22/07/2021	\$APINVCE	EV2021/204	Melyssa Anne Spragg	Wedding application refund EV-2021/204	99.00
Cheque/EFT FNumber 217034			Rick A Torres		97.00
22/07/2021	\$APINVCE	FP1918	Rick A Torres	Food Business Registration refund FP1918	97.00
Cheque/EFT FNumber 217036			Transit Link Pty Ltd		651.00
22/07/2021	\$APINVCE	33312	Transit Link Pty Ltd	Parking bay reservation cancellation	651.00
Cheque/EFT FNumber 217037			Andrew Corner		434.00
22/07/2021	\$APINVCE	33122	Andrew Corner	Parking bay reservation cancellation	434.00
Cheque/EFT FNumber 217038			St George's Anglican Grammar School		38.50
22/07/2021	\$APINVCE	33303	St George's Anglican Grammar School	Parking bay reservation cancellation	38.50
Cheque/EFT FNumber 217039			Kennedy Baptist College Assoc Inc		315.00
22/07/2021	\$APINVCE	33046	Kennedy Baptist College Assoc Inc	Parking bay reservation cancellation	315.00
Cheque/EFT FNumber 217041			Beverly Vaguez		120.00
22/07/2021	\$APINVCE	60721	Beverly Vaguez	Healthy Lifestyle payment	120.00
Cheque/EFT FNumber 217042			Rio Tinto Shared Services		1,943.25
22/07/2021	\$APINVCE	01000254	Rio Tinto Shared Services	Parking card rfnod 010000254/01119485/011	1,943.25
Cheque/EFT FNumber 217043			Matthew Merrington		500.00
22/07/2021	\$APINVCE	31915	Matthew Merrington	Bond refund - Perth Town Hall	500.00
Cheque/EFT FNumber 217044			W I and M Lipinski		2,688.10
22/07/2021	\$APINVCE	A1104496	W I and M Lipinski	Rates rfnod A1104496 22/82 King St Perth	2,688.10
Cheque/EFT FNumber 217045			Hoskins Contracting Pty Ltd		5,700.00
22/07/2021	\$APINVCE	BPC-2021/8	Hoskins Contracting Pty Ltd	Workbond refund BPC-2021/8	5,700.00
Cheque/EFT FNumber 217046			Geoff Hourn		80.00



City of Perth

Schedule of Accounts Paid - Municipal Fund

For the Period: 01/07/2021-31/07/2021

Payment Date	Document	Invoice Number	Payee	Payment Details	Payment Amount
22/07/2021	\$APINVCE	150721	Geoff Hourn	Nomination fee refund 2011	80.00
Cheque/EFT FNumber 217047					500.00
22/07/2021	\$APINVCE	150721	Jelani Pty Ltd	Bond refund 3532/2012	500.00
Cheque/EFT FNumber 217048					300.00
22/07/2021	\$APINVCE	32975	Penelope & Jake Kent	Wedding booking refund 32975	300.00
Cheque/EFT FNumber 217049					200.00
22/07/2021	\$APINVCE	32004	Renee Van-styn	Wedding booking refund 32004	200.00
Cheque/EFT FNumber 217050					79.95
22/07/2021	\$APINVCE	150721	A & E Svistounova	Healthy Lifestyle payment	79.95
Cheque/EFT FNumber 217051					42.50
22/07/2021	\$APINVCE	200721	Marcus Taylor	Optical claim	42.50
Cheque/EFT FNumber 217052					805.00
22/07/2021	\$APINVCE	28388	Worley Services Pty Ltd	Refund invoice 28388	805.00
Cheque/EFT FNumber 217053					72.00
22/07/2021	\$APINVCE	140721	Shannon Ahsing	Healthy Lifestyle Payment	72.00
Cheque/EFT FNumber 217054					1,250.00
22/07/2021	\$APINVCE	09072021	Michelle Claire Antonio	Reimb- Legal Practice Board certificate	1,250.00
Cheque/EFT FNumber 217055					458.55
22/07/2021	\$APINVCE	13072021	Nathan Ahern	Airfares for Michelle Reynolds PACE 2021	458.55
Cheque/EFT FNumber 217056					165.00
22/07/2021	\$APINVCE	160721	Garry Gadenne	Footcare management reimbursement	165.00
Cheque/EFT FNumber 217057					165.00
22/07/2021	\$APINVCE	200721	Sandeep Salwan	Footcare management reimbursement	165.00
Cheque/EFT FNumber 217058					25,209.67
27/07/2021	\$APINVCE	LOANGUARN	WESTERN AUSTRALIAN TREASURY	Guarantee fee LOANS 166 165 AND 167	25,209.67
Cheque/EFT FNumber 217059					116.88
29/07/2021	\$APINVCE	4520606807	REPCO	Assorted Fuel Injection Hoses for Depot	116.88
Cheque/EFT FNumber 217060					215.29
29/07/2021	\$APINVCE	546645	ABLE WESTCHEM(BORVEK PTY LTD)	5L bottles of Hand Sanitising Gel	215.29
Cheque/EFT FNumber 217061					976.80
29/07/2021	\$APINVCE	6555 3206	Austrend International PTY LTD.	Depot Stock	976.80
Cheque/EFT FNumber 217062					6,954.75
29/07/2021	\$APINVCE	8105	STILES ELECTRICAL SERVICES	Contractor to install following lighting	6,954.75
Cheque/EFT FNumber 217063					6,151.65
29/07/2021	\$APINVCE	152962696.PER	BIDFOOD WA PTY LTD	Food and beverages for Community Centre	168.96
29/07/2021	\$APINVCE	152848316.PER	BIDFOOD WA PTY LTD	Food and beverages for Community Centre	654.06
29/07/2021	\$APINVCE	1.52951815.PER	BIDFOOD WA PTY LTD	Food and beverages for Community Centre	807.94
29/07/2021	\$APINVCE	152884877.PER	BIDFOOD WA PTY LTD	Catering supplies for Citiplace Communit	694.53
29/07/2021	\$APINVCE	152932190.PER	BIDFOOD WA PTY LTD	Food and beverages for Community Centre	966.90
29/07/2021	\$APINVCE	152941281.OER	BIDFOOD WA PTY LTD	Food and beverages for Community Centre	807.51
29/07/2021	\$APINVCE	152895650.PER	BIDFOOD WA PTY LTD	Catering supplies for Citiplace Communit	693.55
29/07/2021	\$APINVCE	152835385.PER	BIDFOOD WA PTY LTD	Catering supplies for Citiplace Communit	746.84
29/07/2021	\$APINVCE	152884878.PER	BIDFOOD WA PTY LTD	Catering supplies for Citiplace Communit	34.44
29/07/2021	\$APINVCE	152908278.PER	BIDFOOD WA PTY LTD	Food and beverages for Community Centre	456.95
29/07/2021	\$APINVCE	152895651.PER	BIDFOOD WA PTY LTD	Food and beverages for Community Centre	119.97
Cheque/EFT FNumber 217064					15.22
29/07/2021	\$APINVCE	AUS781571	IRON MOUNTAIN AUSTRALIA GROUP PTY LTD	Offsite Storage for History Centre items	15.22
Cheque/EFT FNumber 217065					8,702.38
29/07/2021	\$APINVCE	00147917	ADVANCED TRAFFIC MANAGEMENT	Supply of Traffic Management - Parks	1,299.38
29/07/2021	\$APINVCE	00147918	ADVANCED TRAFFIC MANAGEMENT	EM Traffic management the avenue Nedland	1,844.70
29/07/2021	\$APINVCE	00147947	ADVANCED TRAFFIC MANAGEMENT	Spring St Lane Closure	589.60
29/07/2021	\$APINVCE	00148082	ADVANCED TRAFFIC MANAGEMENT	Temporary traffic management required on	2,329.80
29/07/2021	\$APINVCE	00148084	ADVANCED TRAFFIC MANAGEMENT	traffic management flood riverside drive	2,638.90
Cheque/EFT FNumber 217066					530.00
29/07/2021	\$APINVCE	00100940	ADVANCED AUTOLOGIC	Trans Clean for Cleaning all Fleet Vehic	530.00
Cheque/EFT FNumber 217067					1,433.00
29/07/2021	\$APINVCE	38819989	NESPRESSO	Level 4 Coffee Pods	523.00
29/07/2021	\$APINVCE	38820754	NESPRESSO	coffee pod order for level 1. 28 boxes (910.00
Cheque/EFT FNumber 217068					1,332.57
29/07/2021	\$APINVCE	110852	ROSMECH SALES AND SERVICE PTY LTD	Suction Snorkel Rebuild Replacement Part	1,332.57
Cheque/EFT FNumber 217069					141,645.81
29/07/2021	\$APINVCE	20211418	INFOR GLOBAL SOLUTIONS AUSTRALIA PTY LTD	Hansen Asset Management System Annual Su	141,645.81
Cheque/EFT FNumber 217070					926.96
29/07/2021	\$APINVCE	144471	CAMERA ELECTRONIC SALES AND SERVICE	D850 Battery and lens filters	540.00
29/07/2021	\$APINVCE	148250	CAMERA ELECTRONIC SALES AND SERVICE	Light Rig and phone holder for LM	386.96
Cheque/EFT FNumber 217071					29,255.27
29/07/2021	\$APINVCE	70368975	ALINTA SALES PTY LTD	St Georges Terrace	29,255.27
Cheque/EFT FNumber 217072					44,000.00
29/07/2021	\$APINVCE	INV-2835	WAITOC ASSOCIATION INC	Econ Dev Spon - Aboriginal Tourism Acade	44,000.00



City of Perth

Schedule of Accounts Paid - Municipal Fund

For the Period: 01/07/2021-31/07/2021

Payment Date	Document	Invoice Number	Payee	Payment Details	Payment Amount
Cheque/EFT FNumber 217073					275.00
29/07/2021	\$APINVCE	062-211132	JARDINE LLOYD THOMPSON PTY LTD	Insurance Contribution 2021/2022 - Marin	275.00
Cheque/EFT FNumber 217074					495.00
29/07/2021	\$APINVCE	2985	ENVIROPATH PTY LTD T/ AS SPOT'S ALL SURFACE CLEANING	Elder Street car park wax removal	495.00
Cheque/EFT FNumber 217075					89.66
29/07/2021	\$APINVCE	P2196664	ATOM SUPPLY	Depot Main Store Stock	53.06
29/07/2021	\$APINVCE	P2197952	ATOM SUPPLY	Stores Stock	36.60
Cheque/EFT FNumber 217076					21,348.09
29/07/2021	\$APINVCE	00045075	KINGMAN VISUAL	Street Furniture Replacement 20-21 - New	21,348.09
Cheque/EFT FNumber 217077					420,455.19
29/07/2021	\$APINVCE	00050723	ACCESS BRICKPAVING CO	REHABILITATION WORKS - PERTH CONVENTION	414,675.90
29/07/2021	\$APINVCE	00050724	ACCESS BRICKPAVING CO	Supply of contract works: lift & relay 2	5,779.29
Cheque/EFT FNumber 217078					411.90
29/07/2021	\$APINVCE	00023627	SUNNY INDUSTRIAL BRUSHWARE	Annual Sweeper Brush Blanket Order for 3	411.90
Cheque/EFT FNumber 217079					120.00
29/07/2021	\$APINVCE	58	MOIRA JOSEPHINE SMITH	Tuesday Morning Show 20 July M Smith	120.00
Cheque/EFT FNumber 217080					450.00
29/07/2021	\$APINVCE	20695	The Trustee for Rawlinson Roberts & Partners Unit Trust t/as Rawlinsons (WA)		450.00
Cheque/EFT FNumber 217081					2,826.38
29/07/2021	\$APINVCE	00007512	DRAINFLOW SERVICES PTY LTD	Cleaning of the Mounts Bay Rd Main line	2,826.38
Cheque/EFT FNumber 217082					9,315.25
29/07/2021	\$APINVCE	INV-14680	GILMOUR & JOOSTE ELECTRICAL	Call Out to Reported Faults with Council	426.25
29/07/2021	\$APINVCE	INV14637	GILMOUR & JOOSTE ELECTRICAL	Electrical maintenance for street lighti	57.42
29/07/2021	\$APINVCE	INV-14542	GILMOUR & JOOSTE ELECTRICAL	VARIOUS SITES - UNPLANNED ELECTRICAL MAI	149.56
29/07/2021	\$APINVCE	INV-14639	GILMOUR & JOOSTE ELECTRICAL	Electrical maintenance for street lighti	55.00
29/07/2021	\$APINVCE	INV-14640	GILMOUR & JOOSTE ELECTRICAL	Electrical maintenance for street lighti	164.33
29/07/2021	\$APINVCE	INV-14641	GILMOUR & JOOSTE ELECTRICAL	Electrical maintenance for street lighti	298.40
29/07/2021	\$APCREDIT	CN-14942	GILMOUR & JOOSTE ELECTRICAL	Invoice INV-14720	-77.00
29/07/2021	\$APINVCE	INV-14642	GILMOUR & JOOSTE ELECTRICAL	Electrical maintenance for street lighti	55.00
29/07/2021	\$APINVCE	INV-14643	GILMOUR & JOOSTE ELECTRICAL	Electrical maintenance for street lighti	113.67
29/07/2021	\$APINVCE	INV-14644	GILMOUR & JOOSTE ELECTRICAL	Electrical maintenance for street lighti	164.33
29/07/2021	\$APINVCE	INV-14645	GILMOUR & JOOSTE ELECTRICAL	Electrical maintenance for street lighti	55.00
29/07/2021	\$APINVCE	INV-14646	GILMOUR & JOOSTE ELECTRICAL	Electrical maintenance for street lighti	550.00
29/07/2021	\$APINVCE	INV-14648	GILMOUR & JOOSTE ELECTRICAL	Electrical maintenance for street lighti	164.33
29/07/2021	\$APINVCE	INV-14657	GILMOUR & JOOSTE ELECTRICAL	Electrical maintenance for street lighti	44.78
29/07/2021	\$APINVCE	INV-14611	GILMOUR & JOOSTE ELECTRICAL	VARIOUS SITES - UNPLANNED ELECTRICAL MAI	110.00
29/07/2021	\$APINVCE	INV-14618	GILMOUR & JOOSTE ELECTRICAL	VARIOUS SITES - UNPLANNED ELECTRICAL MAI	115.50
29/07/2021	\$APINVCE	INV-14629	GILMOUR & JOOSTE ELECTRICAL	VARIOUS SITES - UNPLANNED ELECTRICAL MAI	110.00
29/07/2021	\$APINVCE	INV-14630	GILMOUR & JOOSTE ELECTRICAL	VARIOUS SITES - UNPLANNED ELECTRICAL MAI	469.16
29/07/2021	\$APINVCE	INV-14631	GILMOUR & JOOSTE ELECTRICAL	VARIOUS SITES - UNPLANNED ELECTRICAL MAI	407.00
29/07/2021	\$APINVCE	INV-14633	GILMOUR & JOOSTE ELECTRICAL	VARIOUS SITES - UNPLANNED ELECTRICAL MAI	352.40
29/07/2021	\$APINVCE	INV-14649	GILMOUR & JOOSTE ELECTRICAL	VARIOUS SITES - UNPLANNED ELECTRICAL MAI	330.79
29/07/2021	\$APINVCE	INV-14651	GILMOUR & JOOSTE ELECTRICAL	VARIOUS SITES - UNPLANNED ELECTRICAL MAI	91.41
29/07/2021	\$APINVCE	INV-14715	GILMOUR & JOOSTE ELECTRICAL	VARIOUS SITES - UNPLANNED ELECTRICAL MAI	115.50
29/07/2021	\$APINVCE	INV-14718	GILMOUR & JOOSTE ELECTRICAL	VARIOUS SITES - UNPLANNED ELECTRICAL MAI	155.16
29/07/2021	\$APINVCE	INV-14720	GILMOUR & JOOSTE ELECTRICAL	VARIOUS SITES - UNPLANNED ELECTRICAL MAI	77.00
29/07/2021	\$APINVCE	INV-14748	GILMOUR & JOOSTE ELECTRICAL	Electrical maintenance for street lighti	164.33
29/07/2021	\$APINVCE	INV-14749	GILMOUR & JOOSTE ELECTRICAL	Electrical maintenance for street lighti	128.23
29/07/2021	\$APINVCE	INV-14750	GILMOUR & JOOSTE ELECTRICAL	Electrical maintenance for street lighti	156.70
29/07/2021	\$APINVCE	INV-14751	GILMOUR & JOOSTE ELECTRICAL	Electrical maintenance for street lighti	55.00
29/07/2021	\$APINVCE	INV-14752	GILMOUR & JOOSTE ELECTRICAL	Electrical maintenance for street lighti	77.00
29/07/2021	\$APINVCE	INV-14753	GILMOUR & JOOSTE ELECTRICAL	Electrical maintenance for street lighti	125.81
29/07/2021	\$APINVCE	INV-14627	GILMOUR & JOOSTE ELECTRICAL	VARIOUS SITES - UNPLANNED ELECTRICAL MAI	110.00
29/07/2021	\$APINVCE	INV-14461	GILMOUR & JOOSTE ELECTRICAL	Electrical maintenance for street lighti	145.35
29/07/2021	\$APINVCE	INV-14662	GILMOUR & JOOSTE ELECTRICAL	Electrical maintenance for street lighti	165.00
29/07/2021	\$APINVCE	INV-14664	GILMOUR & JOOSTE ELECTRICAL	Electrical maintenance for street lighti	110.00
29/07/2021	\$APINVCE	INV-14674	GILMOUR & JOOSTE ELECTRICAL	Electrical maintenance for street lighti	106.91
29/07/2021	\$APINVCE	INV-14719	GILMOUR & JOOSTE ELECTRICAL	Electrical maintenance for street lighti	182.60
29/07/2021	\$APINVCE	INV-14745	GILMOUR & JOOSTE ELECTRICAL	Electrical maintenance for street lighti	190.37
29/07/2021	\$APINVCE	INV-14746	GILMOUR & JOOSTE ELECTRICAL	Electrical maintenance for street lighti	164.33
29/07/2021	\$APINVCE	INV-14747	GILMOUR & JOOSTE ELECTRICAL	Electrical maintenance for street lighti	456.94
29/07/2021	\$APINVCE	INV-14598	GILMOUR & JOOSTE ELECTRICAL	VARIOUS SITES - UNPLANNED ELECTRICAL MAI	398.23
29/07/2021	\$APINVCE	INV-14599	GILMOUR & JOOSTE ELECTRICAL	VARIOUS SITES - UNPLANNED ELECTRICAL MAI	352.00
29/07/2021	\$APINVCE	INV-104709	GILMOUR & JOOSTE ELECTRICAL	VARIOUS SITES - UNPLANNED ELECTRICAL MAI	55.00
29/07/2021	\$APINVCE	INV-14658	GILMOUR & JOOSTE ELECTRICAL	Electrical maintenance for street lighti	57.42
29/07/2021	\$APINVCE	INV-14659	GILMOUR & JOOSTE ELECTRICAL	Electrical maintenance for street lighti	57.42
29/07/2021	\$APINVCE	INV-14660	GILMOUR & JOOSTE ELECTRICAL	Electrical maintenance for street lighti	157.95
29/07/2021	\$APINVCE	INV-14661	GILMOUR & JOOSTE ELECTRICAL	Electrical maintenance for street lighti	985.62
29/07/2021	\$APINVCE	INV-14621	GILMOUR & JOOSTE ELECTRICAL	Electrical maintenance for street lighti	303.05



City of Perth

Schedule of Accounts Paid - Municipal Fund

For the Period: 01/07/2021-31/07/2021

Payment Date	Document	Invoice Number	Payee	Payment Details	Payment Amount
29/07/2021	\$APINVCE	INV-14638	GILMOUR & JOOSTE ELECTRICAL	Electrical maintenance for street lighti	55.00
Cheque/EFT FNumber 217083					347.60
29/07/2021	\$APINVCE	INV-00002197	TECHNICAL SERVICES GROUP	2 x Ruckus Gigabit 802.3at 60W PoE Injec	347.60
Cheque/EFT FNumber 217084					1,712.90
29/07/2021	\$APINVCE	INV-41557	ISUBSCRIBE PTY LTD	Subscription Renewal for 16 Magazines fo	1,712.90
Cheque/EFT FNumber 217085					880.00
29/07/2021	\$APINVCE	SVI023441	FE TECHNOLOGIES PTY LTD	Annual Maintenance for Self Check Machin	880.00
Cheque/EFT FNumber 217086					221.10
29/07/2021	\$APINVCE	457992	IMAGE SOURCE DIGITAL SOLUTIONS	Signage for Fire Station car park, chang	221.10
Cheque/EFT FNumber 217087					933.70
29/07/2021	\$APINVCE	411364	JAPANESE TRUCK & BUS SPARES PTY LTD	New Front Brake Shoes for Large Hino Rub	933.70
Cheque/EFT FNumber 217088					4,530.75
29/07/2021	\$APINVCE	87405	LIGHTSPEED COMMUNICATIONS AUSTRALIA PTY LTD	Murray St Mall CCTV node cabinet base ra	2,112.53
29/07/2021	\$APINVCE	87406	LIGHTSPEED COMMUNICATIONS AUSTRALIA PTY LTD	Fibre Patching -Town Hall Cabinet to Lo	669.42
29/07/2021	\$APINVCE	87403	LIGHTSPEED COMMUNICATIONS AUSTRALIA PTY LTD	CCTV Link b/w B & R Cabinet and CCTV Cab	1,748.80
Cheque/EFT FNumber 217089					2,805.00
29/07/2021	\$APINVCE	173461	PREMIER WORKPLACE SOLUTIONS	Quote RS900 - Supply and deliver 20 x Ru	2,805.00
Cheque/EFT FNumber 217090					6,059.15
29/07/2021	\$APINVCE	INV-1463	METRIX CONSULTING PTY LTD	Marketing impact evaluation and insights	6,059.15
Cheque/EFT FNumber 217091					1,430.00
29/07/2021	\$APINVCE	00019616	AUSTRALIAN BRITISH CHAMBER OF COMMERCE	2021/22 City of Perth Annual Membership	1,430.00
Cheque/EFT FNumber 217092					731.51
29/07/2021	\$APINVCE	54128	DATALINE VISUAL LINK PTY LTD	Contract 100385, CCTV Maintenance 21-22	270.88
29/07/2021	\$APINVCE	54129	DATALINE VISUAL LINK PTY LTD	Contract 100385, CCTV Maintenance 21-22	460.63
Cheque/EFT FNumber 217093					121.08
29/07/2021	\$APINVCE	2021295505	ELECTRICITY GENERATION AND RETAIL CORPORATION	Lot 0 Canning Hwy, Victoria Park	121.08
Cheque/EFT FNumber 217094					166.07
29/07/2021	\$APINVCE	PE8369AR	BLACKWOODS ATKINS	Depot Main Store Stock	45.98
29/07/2021	\$APINVCE	PE8370AR	BLACKWOODS ATKINS	Depot Main Store Stock	252.38
29/07/2021	\$APINVCE	PE8371AR	BLACKWOODS ATKINS	Depot Main Store Stock	99.26
29/07/2021	\$APCREDIT	245696/PE0	BLACKWOODS ATKINS	BLACKWOODS	-231.55
Cheque/EFT FNumber 217095					660.00
29/07/2021	\$APINVCE	210714	CHRISTOPHER RICHARDSON	Independent Appraisal for Food Safety Au	660.00
Cheque/EFT FNumber 217096					4,016.32
29/07/2021	\$APINVCE	51023813	HERBERT SMITH FREEHILLS	Current ER-IR component	4,016.32
Cheque/EFT FNumber 217097					7,304.00
29/07/2021	\$APINVCE	61960	AUSTRALIAN HVAC SERVICES	HVAC Planned Maintenance for 2020/2021 F	7,304.00
Cheque/EFT FNumber 217098					106.50
29/07/2021	\$APINVCE	4902763	DE VINE CELLARS	De Vine cellar Catering Beverage supplie	106.50
Cheque/EFT FNumber 217099					264.00
29/07/2021	\$APINVCE	1977648	WEST COAST SPRING WATER PTY LTD T/AS AUSSIE NA COUNCIL HOUSE - PLANNED MAINTENANCE - 20		44.00
29/07/2021	\$APINVCE	1977647	WEST COAST SPRING WATER PTY LTD T/AS AUSSIE NA COUNCIL HOUSE - PLANNED MAINTENANCE - 20		44.00
29/07/2021	\$APINVCE	1977646	WEST COAST SPRING WATER PTY LTD T/AS AUSSIE NA COUNCIL HOUSE - PLANNED MAINTENANCE - 20		88.00
29/07/2021	\$APINVCE	1928468	WEST COAST SPRING WATER PTY LTD T/AS AUSSIE NA COUNCIL HOUSE - PLANNED MAINTENANCE - 20		88.00
Cheque/EFT FNumber 217100					348.08
29/07/2021	\$APINVCE	619731	The Trustee for Wendy Mead Family Trust & OTH t/as Pinnacle People	The Trustee for Wendy Mead Family Trust & OTH t/as Staff hire for Citizenship Ceremony Even	348.08
Cheque/EFT FNumber 217101					443.00
29/07/2021	\$APINVCE	6306084	ALLPEST WA	Call out to attend Council House as ther	135.00
29/07/2021	\$APINVCE	6280661	ALLPEST WA	Rodent control	154.00
29/07/2021	\$APINVCE	6289644	ALLPEST WA	Rodent control	154.00
Cheque/EFT FNumber 217102					2,231.68
29/07/2021	\$APINVCE	706	THE TRUSTEE FOR THE PROPERTY AUSTRALIA MANAGEMENT TRUST	THE TRUSTEE FOR THE PROPERTY AUSTRALIA MANAG 565 Hay Street - 2021/2022	2,231.68
Cheque/EFT FNumber 217103					5,556.97
29/07/2021	\$APINVCE	502736	WA VENUES & EVENTS PTY LTD	Power Charges - Perth Concert Hall Car P	5,556.97
Cheque/EFT FNumber 217104					122,402.74
29/07/2021	\$APINVCE	00004053	QUANTUM BUILDING SERVICES	Community Facilities Refurbishment Works	122,402.74
Cheque/EFT FNumber 217105					87.45
29/07/2021	\$APINVCE	16080290	BROWNES FOODS OPERATIONS PTY LTD	Depot Weekly Milk Delivery 1 July 2021 -	87.45
Cheque/EFT FNumber 217106					1,903.31
29/07/2021	\$APINVCE	451631	A E HOSKINS & SONS	Smoking area fencing and appliances inst	582.43
29/07/2021	\$APINVCE	451630	A E HOSKINS & SONS	Smoking area fencing and appliances inst	1,320.88
Cheque/EFT FNumber 217107					911.35
29/07/2021	\$APINVCE	432645	CSE CROSSCOM PTY LTD	Transfer two way as part of the replacem	306.35
29/07/2021	\$APINVCE	432656	CSE CROSSCOM PTY LTD	Fire Wardens and PPM Radio Units Licence	385.00
29/07/2021	\$APINVCE	432676	CSE CROSSCOM PTY LTD	Ranger Two Way Air Time 21-22	220.00
Cheque/EFT FNumber 217108					4,324.82
29/07/2021	\$APINVCE	2284	MARK REISINGER T/AS MFR AUTOELECTRICS	Call Out To Rectify Faults in Rubbish Tr	212.74
29/07/2021	\$APINVCE	2285	MARK REISINGER T/AS MFR AUTOELECTRICS	Call Out To Rectify Faults in Rubbish Tr	115.89
29/07/2021	\$APINVCE	2286	MARK REISINGER T/AS MFR AUTOELECTRICS	Call Out To Rectify Faults in Rubbish Tr	138.78



City of Perth

Schedule of Accounts Paid - Municipal Fund

For the Period: 01/07/2021-31/07/2021

Payment Date	Document	Invoice Number	Payee	Payment Details	Payment Amount
29/07/2021	\$APINVCE	2287	MARK REISINGER T/AS MFR AUTOELECTRICS	Call Out To Rectify Faults in Rubbish Tr	50.99
29/07/2021	\$APINVCE	2288	MARK REISINGER T/AS MFR AUTOELECTRICS	Call Out To Rectify Faults in Rubbish Tr	2,443.17
29/07/2021	\$APINVCE	2281	MARK REISINGER T/AS MFR AUTOELECTRICS	Call Out To Rectify Faults in Rubbish Tr	181.78
29/07/2021	\$APINVCE	2282	MARK REISINGER T/AS MFR AUTOELECTRICS	Call Out To Rectify Faults in Rubbish Tr	960.81
29/07/2021	\$APINVCE	2283	MARK REISINGER T/AS MFR AUTOELECTRICS	Call Out To Rectify Faults in Rubbish Tr	220.66
Cheque/EFT FNumber 217109			LOCAL COMMUNITY INSURANCE SERVICES		3,150.40
29/07/2021	\$APINVCE	051-806602	LOCAL COMMUNITY INSURANCE SERVICES	Local Community Insurance Service	3,150.40
Cheque/EFT FNumber 217110			WESTERN METROPOLITAN REGIONAL COUNCIL		42.13
29/07/2021	\$APINVCE	M-2107306	WESTERN METROPOLITAN REGIONAL COUNCIL	Green Waste Tipping Fees 20/21	42.13
Cheque/EFT FNumber 217111			VISABILITY LIMITED		191.24
29/07/2021	\$APINVCE	4855	VISABILITY LIMITED	Braille Translation	191.24
Cheque/EFT FNumber 217112			ROWSON'S PLUMBING SERVICES PTY LTD		1,170.65
29/07/2021	\$APINVCE	820487	ROWSON'S PLUMBING SERVICES PTY LTD	VARIOUS SITES - UNPLANNED PLUMBING MAINT	1,170.65
Cheque/EFT FNumber 217113			Chin San Ang		198.00
29/07/2021	\$APINVCE	75	Chin San Ang	2 x Origami Workshops for the July 2021	198.00
Cheque/EFT FNumber 217114			ALLMAKES PTY LTD T/AS BRANDWORX AUSTRALIA		395.11
29/07/2021	\$APINVCE	741584	ALLMAKES PTY LTD T/AS BRANDWORX AUSTRALIA	Work cardigans for Staff	395.11
Cheque/EFT FNumber 217115			PERTH TEMPORARY FENCING		387.20
29/07/2021	\$APINVCE	00001376	PERTH TEMPORARY FENCING	Supply 25m Temp Fencing Broadway St	387.20
Cheque/EFT FNumber 217116			NETSTAR AUSTRALIA PL T/AS PINPOINT COMMUNICATIONS PTY LTD		1,870.00
29/07/2021	\$APINVCE	120409	NETSTAR AUSTRALIA PL T/AS PINPOINT COMMUNICA	Updated in vehicle monitoring systems in	1,870.00
Cheque/EFT FNumber 217117			TIME & PEOPLE PTY LTD		4,001.80
29/07/2021	\$APINVCE	13349	TIME & PEOPLE PTY LTD	Visitor Management System renewal for Co	4,001.80
Cheque/EFT FNumber 217118			TREVOR WALLEY		500.00
29/07/2021	\$APINVCE	21072021	TREVOR WALLEY	welcome to country - 21 july 2021	500.00
Cheque/EFT FNumber 217119			DEPARTMENT OF PLANNING, LANDS AND HERITAGE		72,190.00
29/07/2021	\$APINVCE	LD294789	DEPARTMENT OF PLANNING, LANDS AND HERITAGE	Lease Rental - DPLH - 2021/2022	2,500.00
29/07/2021	\$APINVCE	LD294788	DEPARTMENT OF PLANNING, LANDS AND HERITAGE	Lease Rental - DPLH - 2021/2022	69,690.00
Cheque/EFT FNumber 217120			PREEMPTIVE CONSULTING PTY LTD		1,819.40
29/07/2021	\$APINVCE	13671	PREEMPTIVE CONSULTING PTY LTD	Preemptive Cloud Fax Gateway Renewal fo	1,819.40
Cheque/EFT FNumber 217121			WINC AUSTRALIA PTY PTD		3,649.99
29/07/2021	\$APINVCE	9036549977	WINC AUSTRALIA PTY PTD	ICT Stationery and Catering Supplie 2021	430.37
29/07/2021	\$APINVCE	9036513292	WINC AUSTRALIA PTY PTD	Level 4 stationery, kitchen consumables	190.60
29/07/2021	\$APINVCE	9036522921	WINC AUSTRALIA PTY PTD	Level 4 stationery, kitchen consumables	87.22
29/07/2021	\$APINVCE	9036517192	WINC AUSTRALIA PTY PTD	Level 4 stationery, kitchen consumables	81.99
29/07/2021	\$APINVCE	9036551539	WINC AUSTRALIA PTY PTD	Stationery Commercial Properties	22.43
29/07/2021	\$APINVCE	9036507596	WINC AUSTRALIA PTY PTD	CDS Depot at 8 Aberdeen St Northbridge	65.65
29/07/2021	\$APINVCE	9036449201	WINC AUSTRALIA PTY PTD	10 X 86791391 TOILET PAPER DISPENSERS 2 X	2,322.98
29/07/2021	\$APINVCE	9036488837	WINC AUSTRALIA PTY PTD	NET50535696 - OFFICE STATIONARY CONTRACT	183.45
29/07/2021	\$APINVCE	9036520237	WINC AUSTRALIA PTY PTD	10 X 86791391 TOILET PAPER DISPENSERS 2 X	265.30
Cheque/EFT FNumber 217122			SEW UNIQUE CLOTHING ALTERATIONS		349.90
29/07/2021	\$APINVCE	08072021	SEW UNIQUE CLOTHING ALTERATIONS	Uniform Alterations for 2 x Suits	349.90
Cheque/EFT FNumber 217123			ACE SECURITY AND EVENTS SERVICES		205,315.09
29/07/2021	\$APINVCE	00007499	ACE SECURITY AND EVENTS SERVICES	Security services	4,171.20
29/07/2021	\$APINVCE	00007500	ACE SECURITY AND EVENTS SERVICES	Variation to contract 054-17/18	132,597.80
29/07/2021	\$APINVCE	00007498	ACE SECURITY AND EVENTS SERVICES	This price is for the coordination of th	68,546.09
Cheque/EFT FNumber 217124			A.D COOTE & CO. (SHEETMETAL)PTY LTD		194,520.37
29/07/2021	\$APINVCE	118056	A.D COOTE & CO. (SHEETMETAL)PTY LTD	Supply MFP Items for Royal Street Stage	74,384.86
29/07/2021	\$APINVCE	118057	A.D COOTE & CO. (SHEETMETAL)PTY LTD	Wellington St Stage 2B separable portion	22,827.53
29/07/2021	\$APINVCE	118055	A.D COOTE & CO. (SHEETMETAL)PTY LTD	The City has sought a quote from AD Coot	96,989.09
29/07/2021	\$APINVCE	118068	A.D COOTE & CO. (SHEETMETAL)PTY LTD	UA207DF - East End CCTV Arm	318.89
Cheque/EFT FNumber 217125			ESSENTIAL FIRE SERVICES PTY LTD		1,230.90
29/07/2021	\$APINVCE	80205SM	ESSENTIAL FIRE SERVICES PTY LTD	FIGURES ARE AN ESTIMATE ONLY, BASED ON A	91.30
29/07/2021	\$APINVCE	80035SM	ESSENTIAL FIRE SERVICES PTY LTD	FIGURES ARE AN ESTIMATE ONLY, BASED ON A	273.90
29/07/2021	\$APINVCE	79969SM	ESSENTIAL FIRE SERVICES PTY LTD	FIGURES ARE AN ESTIMATE ONLY, BASED ON A	236.50
29/07/2021	\$APINVCE	79902SM	ESSENTIAL FIRE SERVICES PTY LTD	FIGURES ARE AN ESTIMATE ONLY, BASED ON A	266.20
29/07/2021	\$APINVCE	79901SM	ESSENTIAL FIRE SERVICES PTY LTD	FIGURES ARE AN ESTIMATE ONLY, BASED ON A	363.00
Cheque/EFT FNumber 217126			TALENT INTERNATIONAL PTY LTD(WA)		15,090.83
29/07/2021	\$APINVCE	831129	TALENT INTERNATIONAL PTY LTD(WA)	Gerard Ng (Risk Consultant)	2,817.21
29/07/2021	\$APINVCE	834229	TALENT INTERNATIONAL PTY LTD(WA)	Gerard Ng (Risk Consultant)	2,817.21
29/07/2021	\$APINVCE	831130	TALENT INTERNATIONAL PTY LTD(WA)	Temp employment AGeorgianis, PA to Gener	2,139.10
29/07/2021	\$APINVCE	831128	TALENT INTERNATIONAL PTY LTD(WA)	Temp personnel Martin Hoang for Josh Joh	2,591.33
29/07/2021	\$APINVCE	834226	TALENT INTERNATIONAL PTY LTD(WA)	Temp personnel Martin Hoang for Josh Joh	2,591.33
29/07/2021	\$APINVCE	834228	TALENT INTERNATIONAL PTY LTD(WA)	Temp employment AGeorgianis, PA to Gener	2,134.65
Cheque/EFT FNumber 217127			MARGARET CULBONG		300.00
29/07/2021	\$APINVCE	28072021	MARGARET CULBONG	ELDERS ADVISORY GRP MEETING 28/7/2021	300.00
Cheque/EFT FNumber 217128			Albert McNamara		300.00
29/07/2021	\$APINVCE	28072021	Albert McNamara	ELDERS ADVISORY GRP MEETING 28/7/2021	300.00
Cheque/EFT FNumber 217129			Irene McNamara		300.00



City of Perth

Schedule of Accounts Paid - Municipal Fund

For the Period: 01/07/2021-31/07/2021

Payment Date	Document	Invoice Number	Payee	Payment Details	Payment Amount
29/07/2021	\$APINVCE	28072021	Irene McNamara	ELDERS ADVISORY GRP MEETING 28/7/2021	300.00
Cheque/EFT FNumber 217130					600.00
29/07/2021	\$APINVCE	666	MADJITIL MOORNA INC	Koorlong: Nyoongar Song Workshop for the	600.00
Cheque/EFT FNumber 217131					1,139.60
29/07/2021	\$APINVCE	00038364	PLANT FORCE INVESTMENTS PTY LTD T/AS PLANTRITE	City wide plant order as per WALGA e-quo	610.50
29/07/2021	\$APINVCE	00038365	PLANT FORCE INVESTMENTS PTY LTD T/AS PLANTRITE	City wide plant order as per WALGA e-quo	529.10
Cheque/EFT FNumber 217132					300.00
29/07/2021	\$APINVCE	28072021	MURIEL BOWIE	ELDERS ADVISORY GRP MEETING 28/7/2021	300.00
Cheque/EFT FNumber 217133					1,026.00
29/07/2021	\$APINVCE	223846	STONE SUPPLIES WA PTY LTD T/AS CREATION LANDSCAPE SUPPLIES	Summerstone Fines - Tlr/Tonne	1,026.00
Cheque/EFT FNumber 217134					363.00
29/07/2021	\$APINVCE	655457	BATTERIES PLUS	New Battery for Hino Construction Truck	363.00
Cheque/EFT FNumber 217135					11,000.00
29/07/2021	\$APINVCE	4508	SENSEI PRODUCTIVITY PTY LTD T/AS SENSEI PROJECT SOLUTIONS	Customised PM Workshops 2021	11,000.00
Cheque/EFT FNumber 217136					158.40
29/07/2021	\$APINVCE	2297	DRY CLEANING EXPRESS PTY LTD T/AS DRYCLEAN & LAUNDRY EXPRESS	Dry Cleaning for Sponsorship Banners	158.40
Cheque/EFT FNumber 217137					25,645.05
29/07/2021	\$APINVCE	967008370	CHEVRON AUSTRALIA DOWNSTREAM FUELS PTY LTD	Depot Fuel	7,598.91
29/07/2021	\$APINVCE	967006244	CHEVRON AUSTRALIA DOWNSTREAM FUELS PTY LTD	Depot Fuel	18,046.14
Cheque/EFT FNumber 217138					128.28
29/07/2021	\$APINVCE	5308240	D.A CHRISTIE PTY LTD T/AS CHRISTIE BARBECUES	Supply 100 BBQ Waste Bags Quote 5009182	128.28
Cheque/EFT FNumber 217139					105,836.72
29/07/2021	\$APINVCE	34433	INSIGHT ELECTRICAL TECHNOLOGY PTY LTD	TENDER RFT000030 - HAY STREET MALL FEATU	73,207.42
29/07/2021	\$APINVCE	34773	INSIGHT ELECTRICAL TECHNOLOGY PTY LTD	Perth Concert Hall Meter Design, Supply	32,629.30
Cheque/EFT FNumber 217140					306.21
29/07/2021	\$APINVCE	489618658	DULUXGROUP(AUSTRALIA)PTY LTD T/AS DULUX AUST	Paint and Hardware Supplies for Use in G	67.63
29/07/2021	\$APINVCE	489581547	DULUXGROUP(AUSTRALIA)PTY LTD T/AS DULUX AUST	Paint and Hardware Supplies for Use in G	195.15
29/07/2021	\$APINVCE	489484664	DULUXGROUP(AUSTRALIA)PTY LTD T/AS DULUX AUST	Paint and Hardware Supplies for Use in G	43.43
Cheque/EFT FNumber 217141					6,793.60
29/07/2021	\$APINVCE	INV15433	Alinea Inc.t/as Para-Quad Industries	Inter Library Loan Courier Service betwe	6,793.60
Cheque/EFT FNumber 217142					439.43
29/07/2021	\$APINVCE	1870092329	GPC Asia Pacific Pty Ltd T/AS NAPA	Urgent Hydraulic Oil for Road Sweeper	175.71
29/07/2021	\$APINVCE	1870093147	GPC Asia Pacific Pty Ltd T/AS NAPA	Hydraulic Filter for Annual Servicing on	88.00
29/07/2021	\$APINVCE	1870092267	GPC Asia Pacific Pty Ltd T/AS NAPA	Urgent Hydraulic Oil for Road Sweeper	87.86
29/07/2021	\$APINVCE	1870092289	GPC Asia Pacific Pty Ltd T/AS NAPA	Urgent Hydraulic Oil for Road Sweeper	87.86
Cheque/EFT FNumber 217143					158.00
29/07/2021	\$APINVCE	00092431	Trustee for the Chelmsford Trust t/as St Anne's Florists & G St Anne's Florists	Trustee for the Chelmsford Trust t/as St Anne's Florist Flowers & teddy - new baby Delivered to	158.00
Cheque/EFT FNumber 217144					900.00
29/07/2021	\$APINVCE	INV-0343	Thomas Murray Allum	Investigation into public artwork at Cla	900.00
Cheque/EFT FNumber 217145					975.73
29/07/2021	\$HRPAYJNL	F 16/07/2021	ORIX Australia Corporation Ltd	Orix Novated Lease After Tax	693.18
29/07/2021	\$HRPAYJNL	F 16/07/2021	ORIX Australia Corporation Ltd	Orix Novated Lease Before Tax	282.55
Cheque/EFT FNumber 217146					816.86
29/07/2021	\$APINVCE	ML-T00042046	J.H. FLUID TRANSFER SOLUTIONS PTY LTD T/AS PIRTEK MALAGA	Replacement Hoses for Water Truck and CM	199.97
29/07/2021	\$APINVCE	ML-T00042045	J.H. FLUID TRANSFER SOLUTIONS PTY LTD T/AS PIRTEK MALAGA	Replacement Hoses for Water Truck and CM	616.89
Cheque/EFT FNumber 217147					750.00
29/07/2021	\$APINVCE	0190533	MELANIE DIWATA GRIFFITHS	Always On - Gig Guide - August 2020 to J	750.00
Cheque/EFT FNumber 217148					1,556.50
29/07/2021	\$APINVCE	M-1842	MESHED PTY LTD (MESHED IOT INTEGRATORS)	For Dog Park, at Langley Park Solar powe	1,556.50
Cheque/EFT FNumber 217149					150.53
29/07/2021	\$APINVCE	40459894	THE GRIFFITH FAMILY TRUST T/AS SUPERSTOCK SERVICES SUPERSTOCK FOOD SERVICES	Superstock Food Services supply fruit ju	150.53
Cheque/EFT FNumber 217150					1,861.66
29/07/2021	\$APINVCE	1791	Proficiency Group Pty Ltd t/as Information Proficiency & Si	Annual renewal support Sigma Logs 01/07/	1,415.94
29/07/2021	\$APINVCE	1792	Proficiency Group Pty Ltd t/as Information Proficiency & Si	Annual renewal support Sigma Logs 01/07/	445.72
Cheque/EFT FNumber 217151					443.70
29/07/2021	\$APINVCE	08072021	CAROL MITCHELL	CRAFT STALL REIMBURSEMENT 15/4-8/7/21	443.70
Cheque/EFT FNumber 217152					144.90
29/07/2021	\$APINVCE	09072021	YVONNE MARY PETHER	CRAFT STALL REIMBURSEMENT 15/4-8/7/21	144.90
Cheque/EFT FNumber 217153					558.00
29/07/2021	\$APINVCE	08072021	CATHERINE JANET BROWN	CRAFT STALL REIMBURSEMENT 15/4-8/7/21	558.00
Cheque/EFT FNumber 217154					168.75
29/07/2021	\$APINVCE	09072021	CORALIE(COS) APPS	CRAFT STALL REIMBURSEMENT 15/4-8/7/21	168.75
Cheque/EFT FNumber 217155					239.85
29/07/2021	\$APINVCE	09072021	JEAN MACKIE	CRAFT STALL REIMBURSEMENT 15/4-8/7/21	239.85
Cheque/EFT FNumber 217156					380.29
29/07/2021	\$APINVCE	300217	THE TRUSTEE FOR THE QUITO PTY LTD T/AS BENARA NURSERIES	City wide plant order as per WALGA e-quo	380.29
Cheque/EFT FNumber 217157					139.50
29/07/2021	\$APINVCE	09072021	PATRICIA ANNE BENJAMIN	CRAFT STALL REIMBURSEMENT 15/4-8/7/21	139.50
Cheque/EFT FNumber 217158					11,852.50
29/07/2021	\$APINVCE		Stantec Australia Pty Ltd		11,852.50



City of Perth

Schedule of Accounts Paid - Municipal Fund

For the Period: 01/07/2021-31/07/2021

Payment Date	Document	Invoice Number	Payee	Payment Details	Payment Amount
29/07/2021	\$APINVCE	1868509	Stantec Australia Pty Ltd	Regal Place Catenary structural works	11,852.50
Cheque/EFT FNumber 217159					572.00
29/07/2021	\$APINVCE	000155	MARK ERIC BRADLEY T/AS MB PLAY	Playground maintenance	572.00
Cheque/EFT FNumber 217160					330.00
29/07/2021	\$APINVCE	4557	AUSTART PTY LTD	iCity volunteer tour guide hats for wint	330.00
Cheque/EFT FNumber 217161					105,534.00
29/07/2021	\$APINVCE	INV-1455	ACIL Allen Consulting Pty Ltd t/as ACIL Allen Consulting	ACIL Allen Consulting Pty Ltd t/as ACIL Allen Consultir WACA Aquatic Facility Business Plan	105,534.00
Cheque/EFT FNumber 217162					10,016.22
29/07/2021	\$APINVCE	XX841221	Tyres 4U Pty Limited	New Tyres for Rubbish Trucks and Hino Li	1,620.70
29/07/2021	\$APINVCE	XX841226	Tyres 4U Pty Limited	New Tyres for Rubbish Trucks and Hino Li	1,645.60
29/07/2021	\$APINVCE	XX841235	Tyres 4U Pty Limited	New Tyres for Rubbish Trucks and Hino Li	376.75
29/07/2021	\$APINVCE	XX841236	Tyres 4U Pty Limited	New Tyres for Rubbish Trucks and Hino Li	808.50
29/07/2021	\$APINVCE	XX841258	Tyres 4U Pty Limited	New Tyres for Rubbish Trucks and Hino Li	1,309.00
29/07/2021	\$APINVCE	XX841299	Tyres 4U Pty Limited	New Tyres for Rubbish Trucks and Hino Li	720.50
29/07/2021	\$APINVCE	XX841304	Tyres 4U Pty Limited	New Tyres for Rubbish Trucks and Hino Li	12.10
29/07/2021	\$APINVCE	XX841305	Tyres 4U Pty Limited	New Tyres for Rubbish Trucks and Hino Li	723.01
29/07/2021	\$APINVCE	XX841736	Tyres 4U Pty Limited	New Tyres for Rubbish Trucks, Park Tract	1,620.70
29/07/2021	\$APINVCE	XX842845	Tyres 4U Pty Limited	New Tyres for Rubbish Trucks, Park Tract	340.01
29/07/2021	\$APINVCE	XX841329	Tyres 4U Pty Limited	New Tyres for Rubbish Trucks, Park Tract	839.35
Cheque/EFT FNumber 217163					660.00
29/07/2021	\$APINVCE	INV-1744	The Trustee for The Yellowstone Unit Trust t/as West Coast Property Training	The Trustee for The Yellowstone Unit Trust t/as West Two CDP Units WCPT Tracey Vowles City Of	660.00
Cheque/EFT FNumber 217164					38,487.92
29/07/2021	\$APINVCE	14915	Western Australian Land Authority	Royal Street Car Park Rent - Apr - Jun 2	38,487.92
Cheque/EFT FNumber 217165					2,987.72
29/07/2021	\$APINVCE	30072021	DIANNE BAIN	ELECTED MEMBER PAYMENT -JULY 2021	2,987.72
Cheque/EFT FNumber 217166					2,987.72
29/07/2021	\$APINVCE	30072021	CLYDE BEVAN	ELECTED MEMBER PAYMENT -JULY 2021	2,987.72
Cheque/EFT FNumber 217167					2,987.72
29/07/2021	\$APINVCE	30072021	BRENT FLEETON	ELECTED MEMBER PAYMENT -JULY 2021	2,987.72
Cheque/EFT FNumber 217168					2,987.72
29/07/2021	\$APINVCE	30072021	LIAM GOBBERT	ELECTED MEMBER PAYMENT -JULY 2021	2,987.72
Cheque/EFT FNumber 217169					105.39
29/07/2021	\$HRPAYJNL	F 19/07/2021	Quick Super Fund	SGC Compulsory - Employer	105.39
Cheque/EFT FNumber 217170					6,091.01
29/07/2021	\$APINVCE	HPL24524	Hoban Recruitment Pty Ltd	Hoban CPO Contractors 2021/2022	5,679.33
29/07/2021	\$APINVCE	HPL24525	Hoban Recruitment Pty Ltd	Employed on Hoban's payroll for 4 days w	411.68
Cheque/EFT FNumber 217171					2,987.72
29/07/2021	\$APINVCE	30072021	VIKTOR KO	ELECTED MEMBER PAYMENT -JULY 2021	2,987.72
Cheque/EFT FNumber 217172					2,987.72
29/07/2021	\$APINVCE	30072021	CATHERINE LEZER	ELECTED MEMBER PAYMENT -JULY 2021	2,987.72
Cheque/EFT FNumber 217173					15,991.25
29/07/2021	\$APINVCE	30072021	BASIL ZEMPILAS	ELECTED MEMBER PAYMENT -JULY 2021	15,991.25
Cheque/EFT FNumber 217174					2,987.72
29/07/2021	\$APINVCE	30072021	REBECCA GORDON	ELECTED MEMBER PAYMENT -JULY 2021	2,987.72
Cheque/EFT FNumber 217175					1,452.00
29/07/2021	\$APINVCE	00000022	TRANSFOLK OF WA INCORPORATED	Trans 101 Workshop for Staff: June 2021	1,452.00
Cheque/EFT FNumber 217176					5,902.31
29/07/2021	\$APINVCE	30072021	SANDY ANGHIE	ELECTED MEMBER PAYMENT -JULY 2021	5,902.31
Cheque/EFT FNumber 217177					5,931.70
29/07/2021	\$APINVCE	00004596	Aboriginal United Services Pty Ltd	AUS Staffing for CDS Depot	5,931.70
Cheque/EFT FNumber 217178					606.40
29/07/2021	\$APINVCE	INV-4112	The Trustee for Epic Trust & The Trustee for Tayla Tru Stores Stock		606.40
Cheque/EFT FNumber 217179					9,471.00
29/07/2021	\$APINVCE	210709-9	Purple Engineering Pty Ltd	New Supplier of Depot Water Treatment Sy	9,471.00
Cheque/EFT FNumber 217180					660.00
29/07/2021	\$APINVCE	FTI-002815	Scitech Discovery Centre	Children's Robotics Workshops for July 2	660.00
Cheque/EFT FNumber 217181					2,650.71
29/07/2021	\$APINVCE	56005	The Trustee for Dominic Trim's Family Trust t/a Pedders Suspension & Brakes Osbo	The Trustee for Dominic Trim's Family Trust t/a Pedde Leaf kit installed in new utility	2,650.71
Cheque/EFT FNumber 217182					1,075.80
29/07/2021	\$APINVCE	6016	Limpet Holdings Pty Ltd t/as Minuteman Press East Perth	Limpet Holdings Pty Ltd t/as Minuteman Press East Pe SN - Printing of Local Planning Strategy	1,075.80
Cheque/EFT FNumber 217183					1,984.40
29/07/2021	\$APINVCE	INV-WA0199	FSA (WA) Pty Ltd	Quote: Q-1895 - Repairs to fire hydrant	1,984.40
Cheque/EFT FNumber 217184					6,187.50
29/07/2021	\$APINVCE	WA004177	Lucid Consulting Engineers (WA) Pty Ltd	City Of Perth - Site investigation for E	6,187.50
Cheque/EFT FNumber 217185					1,919.50
29/07/2021	\$APINVCE	INV-0018	The Trustee for Gardes Family Trust t/as Moeschi	Small Business Grant 2020 21 Moeschi Hai	1,919.50
29/07/2021	\$APINVCE	INV-0018	The Trustee for Gardes Family Trust t/as Moeschi	Small Business Grant 2020 21 Moeschi Hai	1,919.50
29/07/2021	\$APINVCE	INV-0018	The Trustee for Gardes Family Trust t/as Moeschi	Small Business Grant 2020 21 Moeschi Hai	-1,919.50
Cheque/EFT FNumber 217186					2,045.20
			Hyunbi Corp Pty Ltd		



City of Perth

Schedule of Accounts Paid - Municipal Fund

For the Period: 01/07/2021-31/07/2021

Payment Date	Document	Invoice Number	Payee	Payment Details	Payment Amount
29/07/2021	\$APINVCE	20210715001	Hyunbi Corp Pty Ltd	Small Business Grant 2020 21 Hyunbi Corp	2,045.20
29/07/2021	\$APINVCE	20210715001	Hyunbi Corp Pty Ltd	Small Business Grant 2020 21 Hyunbi Corp	-2,045.20
29/07/2021	\$APINVCE	20210715001	Hyunbi Corp Pty Ltd	Small Business Grant 2020 21 Hyunbi Corp	2,045.20
Cheque/EFT FNumber 217187			Stewart Urban Planning Pty Ltd		11,825.00
29/07/2021	\$APINVCE	0143001	Stewart Urban Planning Pty Ltd	Review of Project Planning, City of Pert	11,825.00
Cheque/EFT FNumber 217188			FreshExchange Pty Ltd		720.53
29/07/2021	\$APINVCE	300141	FreshExchange Pty Ltd	Fresh fruit and vegetables for Community	176.83
29/07/2021	\$APINVCE	300199	FreshExchange Pty Ltd	Fresh fruit and vegetables for Community	81.76
29/07/2021	\$APINVCE	300286	FreshExchange Pty Ltd	Fresh fruit and vegetables for Community	71.62
29/07/2021	\$APINVCE	300184	FreshExchange Pty Ltd	Fresh fruit and vegetables for Community	36.81
29/07/2021	\$APINVCE	300439	FreshExchange Pty Ltd	Fresh fruit and vegetables for Community	55.55
29/07/2021	\$APINVCE	300446	FreshExchange Pty Ltd	Fresh fruit and vegetables for Community	178.46
29/07/2021	\$APINVCE	300584	FreshExchange Pty Ltd	Fresh fruit and vegetables for Community	74.62
29/07/2021	\$APINVCE	300656	FreshExchange Pty Ltd	Fresh fruit and vegetables for Community	44.88
Cheque/EFT FNumber 217189			BLUE COLLAR PEOPLE		4,087.61
29/07/2021	\$APINVCE	00151263	BLUE COLLAR PEOPLE	Labour Hire Nightshift WE 11/7/2021	1,286.16
29/07/2021	\$APINVCE	00151264	BLUE COLLAR PEOPLE	WAC Dayshift Blue Collar Labour Costs -	2,801.45
Cheque/EFT FNumber 217190			CABCHARGE AUSTRALIA PTY LTD		346.92
29/07/2021	\$APINVCE	25079624P2107	CABCHARGE AUSTRALIA PTY LTD	Access & Inclusion Aboriginal Engagemen	346.92
Cheque/EFT FNumber 217191			DARDANUP BUTCHERING UNIT TRUST T/AS DARDANUP BUTCHERING CO DARDANUP BUTCHERING C		1,734.76
29/07/2021	\$APINVCE	BL576571	DARDANUP BUTCHERING UNIT TRUST T/AS DARDANUP Dardanup. Supply and deliver meat and me		396.06
29/07/2021	\$APINVCE	BL576570	DARDANUP BUTCHERING UNIT TRUST T/AS DARDANUP Dardanup. Supply and deliver meat and me		489.37
29/07/2021	\$APINVCE	BL577421	DARDANUP BUTCHERING UNIT TRUST T/AS DARDANUP Dardanup. Supply and deliver meat and me		849.33
Cheque/EFT FNumber 217192			DEPUTY COMMISSIONER OF TAXATION		587,529.00
29/07/2021	\$HRPAYJNL	F 19/07/2021	DEPUTY COMMISSIONER OF TAXATION	Withholding Tax (PAYG)	6,374.00
29/07/2021	\$HRPAYJNL	F 16/07/2021	DEPUTY COMMISSIONER OF TAXATION	Withholding Tax (PAYG)	16,873.00
29/07/2021	\$HRPAYJNL	F 16/07/2021	DEPUTY COMMISSIONER OF TAXATION	ETP Tax (Code O)	122.00
29/07/2021	\$HRPAYJNL	F 16/07/2021	DEPUTY COMMISSIONER OF TAXATION	Withholding Tax (PAYG)	434,180.00
29/07/2021	\$HRPAYJNL	F 16/07/2021	DEPUTY COMMISSIONER OF TAXATION	Extra Tax	1,747.00
29/07/2021	\$HRPAYJNL	F 16/07/2021	DEPUTY COMMISSIONER OF TAXATION	HELP	15,728.00
29/07/2021	\$HRPAYJNL	F 16/07/2021	DEPUTY COMMISSIONER OF TAXATION	SFSS	482.00
29/07/2021	\$HRPAYJNL	EF 16/07/2021	DEPUTY COMMISSIONER OF TAXATION	Withholding Tax (PAYG)	107,986.00
29/07/2021	\$HRPAYJNL	EF 16/07/2021	DEPUTY COMMISSIONER OF TAXATION	Extra Tax	550.00
29/07/2021	\$HRPAYJNL	EF 16/07/2021	DEPUTY COMMISSIONER OF TAXATION	HELP	774.00
29/07/2021	\$HRPAYJNL	F 16/07/2021	DEPUTY COMMISSIONER OF TAXATION	Withholding Tax (PAYG)	2,700.00
29/07/2021	\$HRPAYJNL	F 16/07/2021	DEPUTY COMMISSIONER OF TAXATION	ETP Tax (Code O)	13.00
Cheque/EFT FNumber 217193			FARINOSI & SONS PTY LTD		72.00
29/07/2021	\$APINVCE	11012898	FARINOSI & SONS PTY LTD	SDS 16mm x 300mm Iccons Bionic 188688 9	58.80
29/07/2021	\$APINVCE	11012127	FARINOSI & SONS PTY LTD	Bends And Couplings	13.20
Cheque/EFT FNumber 217194			GEORGIU GROUP PTY LTD		366,045.94
29/07/2021	\$APINVCE	22CS0007	GEORGIU GROUP PTY LTD	East End Revitalisation - civil, electri	9,714.54
29/07/2021	\$APINVCE	22CS0008	GEORGIU GROUP PTY LTD	East End Revitalisation - civil, electri	356,331.40
Cheque/EFT FNumber 217195			STRATAGREEN		758.97
29/07/2021	\$APINVCE	135147	STRATAGREEN	Pig tails posts for bunting off areas.	251.03
29/07/2021	\$APINVCE	135064	STRATAGREEN	Stores Stock	507.94
Cheque/EFT FNumber 217196			HYDROQUIP PUMPS		8,360.00
29/07/2021	\$APINVCE	INV-42542	HYDROQUIP PUMPS	Annual Inspection of Bores and Pumps and	8,360.00
Cheque/EFT FNumber 217197			JASON SIGNMAKERS		603.79
29/07/2021	\$APINVCE	220600	JASON SIGNMAKERS	Motor cycle bay discs for car park	293.63
29/07/2021	\$APINVCE	220767	JASON SIGNMAKERS	Decal and installation at State Library	310.16
Cheque/EFT FNumber 217198			JONES LANG LASALLE (WA)PTY LTD		56,951.29
29/07/2021	\$APINVCE	6631055	JONES LANG LASALLE (WA)PTY LTD	ENEX 100 Loading Dock 14 Monthly Rent 20	56,951.29
Cheque/EFT FNumber 217199			KONE ELEVATORS PTY LTD		1,971.57
29/07/2021	\$APINVCE	198010185	KONE ELEVATORS PTY LTD	Car Park Auto Doors Unplanned Maintenanc	1,971.57
Cheque/EFT FNumber 217200			Light Applications		429.00
29/07/2021	\$APINVCE	83839	Light Applications	WSQ Catenary Cable Repair	429.00
Cheque/EFT FNumber 217201			BUCHER MUNICIPAL PTY LTD		2,436.66
29/07/2021	\$APINVCE	1007284	BUCHER MUNICIPAL PTY LTD	Replacement Hopper Control Box for Large	1,070.80
29/07/2021	\$APINVCE	1007277	BUCHER MUNICIPAL PTY LTD	Misc Parts for Hino Rubbish Truck Compac	1,365.86
Cheque/EFT FNumber 217202			MAGNETIC AUTOMATION PTY LTD		671.00
29/07/2021	\$APINVCE	150881	MAGNETIC AUTOMATION PTY LTD	Boomgate Spare Parts from Magnetic per	671.00
Cheque/EFT FNumber 217203			ISENTIA PTY LTD T/AS MEDIA MONITORS AUST PTY LTD		1,705.00
29/07/2021	\$APINVCE	MN0811939	ISENTIA PTY LTD T/AS MEDIA MONITORS AUST PTY LTD	ISentia Media Monitoring Services	1,705.00
Cheque/EFT FNumber 217204			LGISWA		912,106.59
29/07/2021	\$APINVCE	100-142616	LGISWA	LGIS Commercial Crime & Cyber Liability	34,778.00
29/07/2021	\$APINVCE	100-142620	LGISWA	LGIS Personal Accident 2021-2022 CM 1420	708.68
29/07/2021	\$APINVCE	100-142621	LGISWA	LGIS TRAVEL 2021-2022	1,004.41
29/07/2021	\$APINVCE	100-143544	LGISWA	Insurance Premium 2021-2022 - LGIS Prope	179,192.21
29/07/2021	\$APINVCE	100-142619	LGISWA	Insurance Premium 2021-20232- LGIS Motor	139,143.07



City of Perth

Schedule of Accounts Paid - Municipal Fund

For the Period: 01/07/2021-31/07/2021

Payment Date	Document	Invoice Number	Payee	Payment Details	Payment Amount
29/07/2021	\$APINVCE	100-142618	LGISWA	LGIS Management Liability Contribution 2	229,843.22
29/07/2021	\$APINVCE	100-143495	LGISWA	50% LGIS Liability Protection 2021-2022	327,437.00
Cheque/EFT FNumber 217205			PERROTT PAINTING		11,355.74
29/07/2021	\$APINVCE	SINV17305	PERROTT PAINTING	PCEC line marking - Line marking inclusi	11,355.74
Cheque/EFT FNumber 217206			RSEA PTY LTD		1,138.87
29/07/2021	\$APINVCE	11805586	RSEA PTY LTD	5 pairs of Blundstone B025 safety gumbo	44.90
29/07/2021	\$APINVCE	11674127	RSEA PTY LTD	BPG300BY Expandable Barrier Kit yellow	248.16
29/07/2021	\$APINVCE	11738760	RSEA PTY LTD	6 pairs of Blundstone B025 safety gumbo	163.59
29/07/2021	\$APINVCE	11834788	RSEA PTY LTD	Depot Main Store Stock	423.72
29/07/2021	\$APINVCE	11837472	RSEA PTY LTD	5 pairs of Blundstone B025 safety gumbo	51.70
29/07/2021	\$APINVCE	11815635	RSEA PTY LTD	5 pairs of Blundstone B025 safety gumbo	51.70
29/07/2021	\$APINVCE	11810317	RSEA PTY LTD	5 pairs of Blundstone B025 safety gumbo	51.70
29/07/2021	\$APINVCE	11806842	RSEA PTY LTD	5 pairs of Blundstone B025 safety gumbo	51.70
29/07/2021	\$APINVCE	11805566	RSEA PTY LTD	5 pairs of Blundstone B025 safety gumbo	51.70
Cheque/EFT FNumber 217207			St John Ambulance Australia		249.99
29/07/2021	\$APINVCE	MSOAFQ00002536	St John Ambulance Australia	Battery replacement (defibrillator) LIB	249.99
Cheque/EFT FNumber 217208			SCOTT PRINT		2,601.50
29/07/2021	\$APINVCE	154620	SCOTT PRINT	Fee change stickers for parking ticket m	191.40
29/07/2021	\$APINVCE	154533	SCOTT PRINT	Tariff cards for pay & display car parks	136.40
29/07/2021	\$APINVCE	154572	SCOTT PRINT	Printing of verge collection brochure	1,089.00
29/07/2021	\$APINVCE	154481	SCOTT PRINT	Corflute signs for fee change	1,184.70
Cheque/EFT FNumber 217209			SHERIDANS FOR BADGES		61.49
29/07/2021	\$APINVCE	82860	SHERIDANS FOR BADGES	iCity Volunteer Name Badges - Recruitmen	61.49
Cheque/EFT FNumber 217210			DEPARTMENT PREMIER & CABINET - STATE LAW PUBLISHER		228.48
29/07/2021	\$APINVCE	1000867	DEPARTMENT PREMIER & CABINET - STATE LAW PUBLISHER	Gazetted of Amendment No 44	228.48
Cheque/EFT FNumber 217211			TECHNOLOGY ONE LTD		4,312.00
29/07/2021	\$APINVCE	198783	TECHNOLOGY ONE LTD	Payroll Health Check including complete	4,312.00
Cheque/EFT FNumber 217212			ABSOLUTE STONE		2,833.08
29/07/2021	\$APINVCE	19023-11C	ABSOLUTE STONE	Procurement of granite kerbs	2,833.08
Cheque/EFT FNumber 217213			TOTAL EDEN PTY LTD T/AS Nutrien Water		2,407.52
29/07/2021	\$APINVCE	411613172	TOTAL EDEN PTY LTD T/AS Nutrien Water	Depot Main Store Stock	2,065.36
29/07/2021	\$APINVCE	411611197	TOTAL EDEN PTY LTD T/AS Nutrien Water	Reticulation pipe for the Narrows.	342.16
Cheque/EFT FNumber 217214			T QUIP		95.00
29/07/2021	\$APINVCE	102604 #12	T QUIP	Roller Shaft to Hold Large Roller For Mo	95.00
Cheque/EFT FNumber 217215			ULTIMO CATERING & EVENTS PTY LTD		4,716.21
29/07/2021	\$APINVCE	00412389	ULTIMO CATERING & EVENTS PTY LTD	COP Catering Supplies	96.80
29/07/2021	\$APINVCE	00412491	ULTIMO CATERING & EVENTS PTY LTD	COP Catering Supplies	790.00
29/07/2021	\$APINVCE	00412375	ULTIMO CATERING & EVENTS PTY LTD	COP Catering Supplies	101.75
29/07/2021	\$APINVCE	00412412	ULTIMO CATERING & EVENTS PTY LTD	COP Catering Supplies	126.28
29/07/2021	\$APINVCE	00412413	ULTIMO CATERING & EVENTS PTY LTD	COP Catering Supplies	501.60
29/07/2021	\$APINVCE	00412421	ULTIMO CATERING & EVENTS PTY LTD	COP Catering Supplies	187.66
29/07/2021	\$APINVCE	00412475	ULTIMO CATERING & EVENTS PTY LTD	COP Catering Supplies	168.50
29/07/2021	\$APINVCE	00412476	ULTIMO CATERING & EVENTS PTY LTD	COP Catering Supplies	81.62
29/07/2021	\$APINVCE	00412477	ULTIMO CATERING & EVENTS PTY LTD	COP Catering Supplies	1,541.32
29/07/2021	\$APINVCE	00412377	ULTIMO CATERING & EVENTS PTY LTD	COP Catering Supplies	446.93
29/07/2021	\$APINVCE	00412391	ULTIMO CATERING & EVENTS PTY LTD	COP Catering Supplies	187.00
29/07/2021	\$APINVCE	00412400	ULTIMO CATERING & EVENTS PTY LTD	COP Catering Supplies	385.00
29/07/2021	\$APINVCE	00412414	ULTIMO CATERING & EVENTS PTY LTD	COP Catering Supplies	101.75
Cheque/EFT FNumber 217216			VALVOLINE (AUSTRALIA) PTY LTD		2,538.29
29/07/2021	\$APINVCE	3891052	VALVOLINE (AUSTRALIA) PTY LTD	Hydraulic Oil for the Fleet Vehicles	2,538.29
Cheque/EFT FNumber 217217			THE DEPARTMENT OF FIRE & EMERGENCY SERVICES(DFES)		20,691.00
29/07/2021	\$APINVCE	56222	THE DEPARTMENT OF FIRE & EMERGENCY SERVICES(DFES)	THE DEPARTMENT OF FIRE & EMERGENCY SERVICES(L VARIOUS SITES - FIRE ALARM ANNUAL MONITO	1,881.00
29/07/2021	\$APINVCE	56136	THE DEPARTMENT OF FIRE & EMERGENCY SERVICES(DFES)	THE DEPARTMENT OF FIRE & EMERGENCY SERVICES(L VARIOUS SITES - FIRE ALARM ANNUAL MONITO	1,881.00
29/07/2021	\$APINVCE	56169	THE DEPARTMENT OF FIRE & EMERGENCY SERVICES(DFES)	THE DEPARTMENT OF FIRE & EMERGENCY SERVICES(L VARIOUS SITES - FIRE ALARM ANNUAL MONITO	1,881.00
29/07/2021	\$APINVCE	56355	THE DEPARTMENT OF FIRE & EMERGENCY SERVICES(DFES)	THE DEPARTMENT OF FIRE & EMERGENCY SERVICES(L VARIOUS SITES - FIRE ALARM ANNUAL MONITO	1,881.00
29/07/2021	\$APINVCE	56465	THE DEPARTMENT OF FIRE & EMERGENCY SERVICES(DFES)	THE DEPARTMENT OF FIRE & EMERGENCY SERVICES(L VARIOUS SITES - FIRE ALARM ANNUAL MONITO	1,881.00
29/07/2021	\$APINVCE	56797	THE DEPARTMENT OF FIRE & EMERGENCY SERVICES(DFES)	THE DEPARTMENT OF FIRE & EMERGENCY SERVICES(L VARIOUS SITES - FIRE ALARM ANNUAL MONITO	1,881.00
29/07/2021	\$APINVCE	56948	THE DEPARTMENT OF FIRE & EMERGENCY SERVICES(DFES)	THE DEPARTMENT OF FIRE & EMERGENCY SERVICES(L VARIOUS SITES - FIRE ALARM ANNUAL MONITO	1,881.00
29/07/2021	\$APINVCE	57782	THE DEPARTMENT OF FIRE & EMERGENCY SERVICES(DFES)	THE DEPARTMENT OF FIRE & EMERGENCY SERVICES(L VARIOUS SITES - FIRE ALARM ANNUAL MONITO	1,881.00
29/07/2021	\$APINVCE	59426	THE DEPARTMENT OF FIRE & EMERGENCY SERVICES(DFES)	THE DEPARTMENT OF FIRE & EMERGENCY SERVICES(L VARIOUS SITES - FIRE ALARM ANNUAL MONITO	1,881.00
29/07/2021	\$APINVCE	56120	THE DEPARTMENT OF FIRE & EMERGENCY SERVICES(DFES)	THE DEPARTMENT OF FIRE & EMERGENCY SERVICES(L VARIOUS SITES - FIRE ALARM ANNUAL MONITO	1,881.00
29/07/2021	\$APINVCE	56549	THE DEPARTMENT OF FIRE & EMERGENCY SERVICES(DFES)	THE DEPARTMENT OF FIRE & EMERGENCY SERVICES(L VARIOUS SITES - FIRE ALARM ANNUAL MONITO	1,881.00
Cheque/EFT FNumber 217218			PUBLIC TRANSPORT AUTHORITY OF WA		394.60
29/07/2021	\$APINVCE	I5100193	PUBLIC TRANSPORT AUTHORITY OF WA	iCity Kiosk Public Transport Authority -	394.60
Cheque/EFT FNumber 217219			WESTERN AUSTRALIAN TREASURY		711,834.69
29/07/2021	\$APINVCE	LOAN16749897	WESTERN AUSTRALIAN TREASURY	LOAN PAYMENT CAPITAL&INTEREST	711,834.69
Cheque/EFT FNumber 217220			WESTERN POWER		132,703.00
29/07/2021	\$APINVCE	CORPB0559297	WESTERN POWER	Various locations - Western Power Works	132,703.00
Cheque/EFT FNumber 217221			WURTH AUSTRALIA PTY LTD		164.47



City of Perth

Schedule of Accounts Paid - Municipal Fund

For the Period: 01/07/2021-31/07/2021

Payment Date	Document	Invoice Number	Payee	Payment Details	Payment Amount
29/07/2021	\$APINVCE	4307669191	WURTH AUSTRALIA PTY LTD	Depot Main Store Stock	164.47
Cheque/EFT FNumber 217222					1,000.00
29/07/2021	\$APINVCE	32926	THE PIDDINGTON SOCIETY INC	RFD BOND PERTH TOWN HALL	1,000.00
Cheque/EFT FNumber 217223					1,000.00
29/07/2021	\$APINVCE	32938	MUSO MUSIC ACADEMY	RFD HIRE PERTH TOWN HALL	1,000.00
Cheque/EFT FNumber 217224					598.00
29/07/2021	\$APINVCE	13072021	Barbara Meldrum	rfd camera - transport & urban units	598.00
Cheque/EFT FNumber 217225					65.00
29/07/2021	\$APINVCE	01124415	Water2Water Pty Ltd	Parking card 01124415 refund	65.00
Cheque/EFT FNumber 217226					1,056.70
29/07/2021	\$APINVCE	2021/228	Lucky Cat Pty Ltd	Refnd over payment app 2021/382	1,056.70
Cheque/EFT FNumber 217227					165.00
29/07/2021	\$APINVCE	29062021RB	RAVI BACHU	FOOTCARE MANAGEMENT - R BACHU	165.00
Cheque/EFT FNumber 217228					5.00
29/07/2021	\$APINVCE	28062021JM	JORODN MACPHERSON	REFUND OVERPAID PARKING TICKET	5.00
Cheque/EFT FNumber 234408					645.00
8/07/2021	\$APINVCE	M3763	JCT CONSULTANCY LTD	TRANSPORT UNIT - TRAFFIC SOFTWARE RENEW	645.00
Cheque/EFT FNumber 217229					30.30
29/07/2021	\$APINVCE	15072021	JOSHUA LICARI	RFD CHARGE DOUBLE FOR PARKING	30.30
Cheque/EFT FNumber 217230					99.00
29/07/2021	\$APINVCE	15072021	TERRENCE GARLETT NAB	RFD WEDDING BOOKING	99.00
Cheque/EFT FNumber 217231					99.00
29/07/2021	\$APINVCE	EV2021224	WESTGROVE INVESTMENTS PTY LTD	RFD CANCELLED DUE TO COVID-EV-2021/224	99.00
Cheque/EFT FNumber 217232					99.00
29/07/2021	\$APINVCE	EV2021213	MERCEDES COLLEGE	RFD ACC ATHLETIC TRAINING EV-2021/213	99.00
Cheque/EFT FNumber 217233					102.00
29/07/2021	\$APINVCE	FPM1257	VOODOO CAFE PTY LTD	RFD FOOD BUSINESS - FPM/1257	102.00
Cheque/EFT FNumber 217234					4.60
29/07/2021	\$APINVCE	16072021	KRITSANEE KARUDILOK	RFD - COIN JAM IN PARKING METRE	4.60
Cheque/EFT FNumber 217235					5,800.00
29/07/2021	\$APINVCE	TECH32021H	DURATEC LIMITED	RFD WORKBOND-1-24/1 BREMER PROMENADE EP	5,800.00
Cheque/EFT FNumber 217236					375.00
29/07/2021	\$APINVCE	A1037076	ALEX PHILLIPS	RFD RATES-98/22 ST GEORGES TCE PTH	375.00
Cheque/EFT FNumber 217237					27.52
29/07/2021	\$APINVCE	01121191	ROSINA SCRIVA	RFD PARKING CRAD - 01121191	27.52
Cheque/EFT FNumber 217238					76.70
29/07/2021	\$APINVCE	27072021	NATIONAL CORPORATE SIGNAGE	CRAFT STALL REIMBURSEMENT 6/3-15/4/21	76.70
Cheque/EFT FNumber 217239					4,208.49
29/07/2021	\$APINVCE	12072021SB	SARAH BEST	STUDY ASSISTANCE - S BEST	4,208.49
Cheque/EFT FNumber 27841633					39,750.00
26/07/2021	\$APINVCE	27841633	FINES ENFORCEMENT REGISTRY	FER Parking Lodgements	39,750.00
Cheque/EFT FNumber 27842063					39,670.50
26/07/2021	\$APINVCE	27842063	FINES ENFORCEMENT REGISTRY	FER Parking Lodgements	39,670.50
Cheque/EFT FNumber 27842173					39,750.00
26/07/2021	\$APINVCE	27842173	FINES ENFORCEMENT REGISTRY	FER Parking Lodgements	39,750.00
Cheque/EFT FNumber 27868919					39,750.00
30/07/2021	\$APINVCE	27868919	FINES ENFORCEMENT REGISTRY	FER Parking Lodgements	39,750.00
Cheque/EFT FNumber 27868988					29,176.50
30/07/2021	\$APINVCE	27868988	FINES ENFORCEMENT REGISTRY	FER Parking Lodgements	29,176.50
Cheque/EFT FNumber 27869101					318.00
30/07/2021	\$APINVCE	27869101	FINES ENFORCEMENT REGISTRY	Lodgement at Fines Enforcement Registry	318.00
Cheque/EFT FNumber 27950124					163.30
30/07/2021	\$APINVCE	27950124	FINES ENFORCEMENT REGISTRY	Lodgement at Fines Enforcement Registry	163.30
Cheque/EFT FNumber 27950213					163.30
30/07/2021	\$APINVCE	27950213	FINES ENFORCEMENT REGISTRY	Lodgement at Fines Enforcement Registry	163.30
Cheque/EFT FNumber 27950163					163.30
30/07/2021	\$APINVCE	27950163	FINES ENFORCEMENT REGISTRY	Lodgement at Fines Enforcement Registry	163.30
Cheque/EFT FNumber 27896758					163.30
30/07/2021	\$APINVCE	27896758	FINES ENFORCEMENT REGISTRY	Lodgement at Fines Enforcement Registry	163.30
Cheque/EFT FNumber 27950209					163.30
30/07/2021	\$APINVCE	27950209	FINES ENFORCEMENT REGISTRY	Lodgement at Fines Enforcement Registry	163.30
Cheque/EFT FNumber 27950149					163.30
30/07/2021	\$APINVCE	27950149	FINES ENFORCEMENT REGISTRY	Lodgement at Fines Enforcement Registry	163.30
Cheque/EFT FNumber 27950134					163.30
30/07/2021	\$APINVCE	27950134	FINES ENFORCEMENT REGISTRY	Lodgement at Fines Enforcement Registry	163.30
Cheque/EFT FNumber 27869191					795.00
30/07/2021	\$APINVCE	27869191	FINES ENFORCEMENT REGISTRY	Lodgement at Fines Enforcement Registry	795.00
Cheque/EFT FNumber 278916881					163.30
30/07/2021	\$APINVCE	278916881	FINES ENFORCEMENT REGISTRY	FER Parking Lodgements	163.30



City of Perth

Schedule of Accounts Paid - Municipal Fund

For the Period: 01/07/2021-31/07/2021

Payment Date	Document	Invoice Number	Payee	Payment Details	Payment Amount
Cheque/EFT FNumber 27896750					163.30
30/07/2021	\$APINVCE	27896750	FINES ENFORCEMENT REGISTRY	FER Parking Lodgements	163.30
Cheque/EFT FNumber 27896864					163.30
30/07/2021	\$APINVCE	27896864	FINES ENFORCEMENT REGISTRY	FER Parking Lodgements	163.30
Cheque/EFT FNumber 27896870					163.30
30/07/2021	\$APINVCE	27896870	FINES ENFORCEMENT REGISTRY	FER Parking Lodgements	163.30
Cheque/EFT FNumber 27896888					163.30
30/07/2021	\$APINVCE	27896888	FINES ENFORCEMENT REGISTRY	FER Parking Lodgements	163.30
Cheque/EFT FNumber 27923547					39,670.50
30/07/2021	\$APINVCE	27923547	FINES ENFORCEMENT REGISTRY	FER Parking Lodgements	39,670.50
Cheque/EFT FNumber 27923608					39,670.50
30/07/2021	\$APINVCE	27923608	FINES ENFORCEMENT REGISTRY	FER Parking Lodgements	39,670.50
Cheque/EFT FNumber 27923673					31,243.50
30/07/2021	\$APINVCE	27923673	FINES ENFORCEMENT REGISTRY	FER Parking Lodgements	31,243.50
Cheque/EFT FNumber J235440/j235439					39,544.78
	EF 2/07/2021	\$HRPAYJNL	MERCER (AUSTRALIA) PTY LTD	14.5% Mercer Super paid from Surplus	-41,165.53
	EF 2/07/2021	\$HRPAYJNL	MERCER (AUSTRALIA) PTY LTD	14.5% Super Contribution	599.53
	EF 2/07/2021	\$HRPAYJNL	MERCER (AUSTRALIA) PTY LTD	14.5% Super Paid from Surplus	-41,588.15
	EF 2/07/2021	\$HRPAYJNL	MERCER (AUSTRALIA) PTY LTD	4.5% Council Matched Company Contributio	26,675.61
	EF 2/07/2021	\$HRPAYJNL	MERCER (AUSTRALIA) PTY LTD	CC Scheme Employee Contribution - PostTa	11,575.49
	EF 2/07/2021	\$HRPAYJNL	MERCER (AUSTRALIA) PTY LTD	CC Scheme Employee Contribution - PreTax	14,277.86
	EF 2/07/2021	\$HRPAYJNL	MERCER (AUSTRALIA) PTY LTD	Employee Contribution - Post Tax (\$)	100.00
	EF 2/07/2021	\$HRPAYJNL	MERCER (AUSTRALIA) PTY LTD	Employee Contribution - Post Tax (%)	782.90
	EF 2/07/2021	\$HRPAYJNL	MERCER (AUSTRALIA) PTY LTD	Employee Contribution - PreTax (\$)	924.10
	EF 2/07/2021	\$HRPAYJNL	MERCER (AUSTRALIA) PTY LTD	Employee Contribution - PreTax (%)	7,512.87
	EF 2/07/2021	\$HRPAYJNL	MERCER (AUSTRALIA) PTY LTD	SGC Compulsory - Employer	3,192.07
	EF 2/07/2021	\$HRPAYJNL	MERCER (AUSTRALIA) PTY LTD	SGC Compulsory Defined Benefit >9%	5,665.78
	EF 2/07/2021	\$HRPAYJNL	MERCER (AUSTRALIA) PTY LTD	SGC Compulsory Defined Benefit 9%	50,992.25
Total Payments					15,620,206.73

Summary

Payments -Municipal Fund	15,620,206.73
COP-Payroll-July 2021	3,315,364.24
Bank Charges- July 2021	4,141.65
Credit Card Charges- July 2021	12,469.02

Total **18,952,181.64**



City of Perth

Total Payments by Supplier
From 01/07/2021 to 31/07/2021

Payee	Payment Amount
DEPUTY COMMISSIONER OF TAXATION	1,143,763.00
GEORGIU GROUP PTY LTD	1,070,738.48
ACCESS BRICKPAVING CO	1,060,964.98
LGISWA	912,106.59
WESTERN AUSTRALIAN TREASURY	737,044.36
STILES ELECTRICAL SERVICES	564,135.13
MONDOLUCE	535,046.60
ACE SECURITY AND EVENTS SERVICES	330,515.56
FINES ENFORCEMENT REGISTRY	301,754.10
Quick Super Fund	283,081.19
A.D COOTE & CO. (SHEETMETAL)PTY LTD	259,951.84
KPMG	238,397.51
INSIGHT ELECTRICAL TECHNOLOGY PTY LTD	223,643.09
ALINTA SALES PTY LTD	217,164.91
AUSTRALIAN SUPER	212,503.43
Light Applications	195,426.00
DATALINE VISUAL LINK PTY LTD	176,901.90
CIVCON CIVIL & PROJECT MANAGEMENT PTY LTD	167,001.86
MINDARIE REGIONAL COUNCIL	162,894.76
INFOR GLOBAL SOLUTIONS AUSTRALIA PTY LTD	141,645.81
EOS ELECTRICAL	137,517.24
WESTERN POWER	132,703.00
QUANTUM BUILDING SERVICES	122,867.49
ICONIC PROPERTY SERVICES	114,196.45
JONES LANG LASALLE (WA)PTY LTD	113,902.58
Servco Australia Melville Pty Ltd (Melville Toyota)	111,514.75
ACIL Allen Consulting Pty Ltd t/as ACIL Allen Consulting	105,534.00
GILMOUR & JOOSTE ELECTRICAL	104,774.08
ANIMATION ARTROOM PTY LTD	104,342.59
The trustee for Showscreens Unit Trust	101,458.50
DENSFORD CIVIL PTY LTD	94,313.54
W.C. CONVENIENCE MANAGEMENT PTY LTD	93,882.98
DEPARTMENT OF PLANNING, LANDS AND HERITAGE	87,434.35
ELECTRICITY GENERATION AND RETAIL CORPORATION	87,371.45
FLEETCARE PTY LTD	87,222.16
DEPARTMENT OF MINES INDUSTRY REGULATION AND SAFETY	85,491.02
R1I PTY LTD T/AS R1I TECHNOLOGY	83,645.96
GJK FACILITY SERVICES	82,415.89
The Trustee for Aware Super	81,197.23
CLASSIC TREE SERVICES	79,979.43
HAYS PERSONNEL SERVICES (AUST) PTY LTD	79,396.68
DATA 3	76,100.95



City of Perth

Total Payments by Supplier
From 01/07/2021 to 31/07/2021

Payee	Payment Amount
Austral Masonry Holdings Pty Ltd t/as Urbanstone	75,460.66
ESSENTIAL FIRE SERVICES PTY LTD	73,893.03
Naja Business Consulting Services	73,775.90
Absolute Stone Paving P/L	70,329.60
E.P. DRAFFIN MANUFACTURING PTY LTD	67,725.24
CTI5 PTY LTD	60,637.14
A E HOSKINS & SONS	58,878.81
MMM (WA) Pty Ltd	56,863.39
Hoban Recruitment Pty Ltd	54,227.32
BSA LIMITED	52,625.31
CDM AUSTRALIA PTY LTD	51,691.75
ARUP	51,581.08
ENGINEERING TECHNOLOGY CONSULTANTS - ETC	48,509.67
AUSTRALIAN HVAC SERVICES	48,143.05
PERROTT PAINTING	48,010.56
The Trustee for Ben and Rachael Kenyon Family Trust	47,568.40
TK Elevator Australia Pty Ltd	47,342.47
WINDCAVE PTY LTD T/AS PAYMENT EXPRESS AUSTRALIA PTY LTD	46,599.20
D.B CUNNINGHAM PTY LTD T/AS ADVANTEERING CIVIL ENGINEERS	46,021.03
LIGHTSPEED COMMUNICATIONS AUSTRALIA PTY LTD t/as LIGHTSPEED	45,761.22
WSP AUSTRALIA PTY LTD	45,595.00
WOODSOME MANAGEMENT PTY LTD	45,001.13
MENCHETTI CONSOLIDATED PTY LTD T/AS MG GROUP WA	44,116.38
WAITOC ASSOCIATION INC	44,000.00
FAIRFAX MEDIA PUBLICATIONS PTY LTD	44,000.00
PERTH CITY FARM INC	44,000.00
ACTIVATE PERTH	44,000.00
LUX EVENTS PTY LTD	41,651.50
GALLERIA MOTORS PTY LTD T/AS GALLERIA TOYOTA	41,039.65
TALENT INTERNATIONAL PTY LTD(WA)	40,417.60
THE TRUSTEE FOR THE SWIFT FLOW UNIT TRUST	40,368.47
MINTER ELLISON	40,364.39
MERCER (AUSTRALIA) PTY LTD	39,544.78
WEST COAST FEVER NETBALL CLUB LIMITED	38,500.00
Western Australian Land Authority	38,487.92
Equilibrium Interactive Pty Ltd	38,022.25
ELEMENT ADVISORY PTY LTD T/AS THE PLANNING GROUP WA PTY LTD	37,685.05
Sage Consulting Engineers Pty Ltd	37,614.50
THE TRUSTEE FOR PAM FAMILY TRUST T/AS PROFESSIONAL ARTS MANAGEN	36,480.64
CITY TOYOTA	36,468.60
Sheffield Asset Management Pty Ltd	36,068.07
ENVIROPATH PTY LTD T/ AS SPOT'S ALL SURFACE CLEANING	34,221.88



City of Perth

Total Payments by Supplier
From 01/07/2021 to 31/07/2021

Payee	Payment Amount
SUEZ RECYCLING & RECOVERY PTY LTD	33,739.86
PERTH EDUCATION CITY	33,000.00
BUILDING & CONSTRUCTION INDUSTRY TRAININ	32,276.82
KINGMAN VISUAL	31,370.78
HERBERT SMITH FREEHILLS	31,195.09
Moore Stephens (WA) Pty Ltd as agent t/as Moore Stephens	29,999.97
ADCO CONSTRUCTIONS PTY LTD	29,650.00
BLUE COLLAR PEOPLE	29,299.69
SPECIALIZED CLEANING GROUP PTY LTD	28,471.82
Falcon .IO Pty Ltd	27,560.00
EMPOWER MASTERPAY PTY LTD	27,536.30
BLACK SWAN STATE THEATRE COMPANY	27,500.00
BROOKFIELD COMMERCIAL OPERATIONS PTY LTD	27,500.00
3 Logix Pty Ltd	27,442.80
TRIWAYS LOGISTICS (SYD) PTY LTD	27,148.88
303 MULLENLOWE AUSTRALIA PTY LTD T/AS 303 MULLENLOWE	26,416.50
CHEVRON AUSTRALIA DOWNSTREAM FUELS PTY LTD	25,645.05
PINDAN CONSTRUCTIONS PTY LTD	24,531.42
THE DEPARTMENT OF FIRE & EMERGENCY SERVICES(DFES)	24,371.00
Toucan Creative Pty Ltd	24,255.00
THE TRUSTEE FOR THE BRANKSOME TRUST THE BUSS GROUP	23,467.30
HUNTER COMMUNICATIONS PTY LTD	23,375.00
CULTURE COUNTS(AUSTRALIA)PTY LTD	22,814.00
STEFNA FAMILY TRUST T/AS WEST TIP WASTE MANAGEMENT	22,670.68
Swan Group WA Pty Ltd t/as Swan Group WA	22,145.73
PERTH INSTITUTE OF CONTEMPORARY ARTS ARTS	22,000.00
JB Legal Partners Pty Ltd	21,450.00
Aboriginal United Services Pty Ltd	21,186.82
KONE ELEVATORS PTY LTD	20,644.80
SENSEI PRODUCTIVITY PTY LTD T/AS SENSEI PROJECT SOLUTIONS	20,088.75
EAST PERTH COMMUNITY SAFETY GROUP T/AS EAST PERTH COMMUNITY	19,850.00
WELINK CONSTRUCTION	19,568.46
R.E.Sarsero & A.J.Twaddle t/as Kings Park Pharmacy	19,250.00
FOOD TECHNOLOGY SERVICES PTY LTD	19,034.40
WITH ARCHITECTURE STUDIO PTY LTD	19,025.60
The trustee for TMP Family Trust t/as Lunchbox West Perth	18,975.00
TELSTRA	18,814.27
NS PROJECTS PTY LTD	18,568.00
Street Consulting P/L t/as Streetbuild	18,500.00
GREENLITE ELECTRICAL CONTRACTORS PTY LTD	17,657.97
Ink Strategy	17,600.00
MARKETFORCE LTD	17,532.92



City of Perth

Total Payments by Supplier
From 01/07/2021 to 31/07/2021

Payee	Payment Amount
Mills Corporation Pty Ltd t/as Mills Recruitment	16,903.38
AUSTRALIAN INSTITUTE OF MANAGEMENT	16,863.00
ROWSON'S PLUMBING SERVICES PTY LTD	16,818.09
COMMUNITY RESOURCES LIMITED T/AS SOFT LANDING	16,693.60
JONATHAN TARRY	16,500.00
McMULLEN NOLAN GROUP PTY LTD	16,331.00
BASIL ZEMPILAS	15,991.25
ADVANCED TRAFFIC MANAGEMENT	15,312.55
REDSIFT LIMITED	15,300.00
MAIN ROADS WESTERN AUSTRALIA	15,160.97
Turner & Townsend Thinc Pty Ltd	14,850.00
DEPARTMENT OF TRANSPORT	14,775.30
Schindler Lifts Pty Ltd	14,531.29
MP ELECTROLOCATION PTY LTD T/AS SUBTERA	14,124.00
HAMES SHARLEY (WA) PTY LTD	14,099.25
HORIZON WEST LANDSCAPE & IRRIGATION PTY LTD	13,993.52
ACTIVE FOUNDATION	13,793.91
BARKING GECKO THEATRE COMPANY	13,750.00
IMAGE SOURCE DIGITAL SOLUTIONS	12,589.50
Taylor & Burrell Unit Trust t/as Taylor Burrell Barnett	12,298.00
KAMBARANG SERVICES PTY LTD	12,237.50
ULTIMO CATERING & EVENTS PTY LTD	12,010.29
WINDOW WIPERS	11,858.00
Stantec Australia Pty Ltd	11,852.50
Stewart Urban Planning Pty Ltd	11,825.00
TOTAL EDEN PTY LTD T/AS Nutrien Water	11,779.33
BG & E PTY LTD	11,525.25
GHD PTY LTD	11,362.51
ASPECT Studios Pty Ltd t/as Urban&Public	11,316.25
Tyres 4U Pty Limited	11,276.88
SPACECUBED VENTURES PTY LTD	11,000.00
West Perth Local Incorporated	11,000.00
Angiulis Pty Ltd t/as Miky's Italian Fusion	11,000.00
LITT Global Pty Ltd t/as The Litt App	11,000.00
WEST AUSTRALIAN NEWSPAPERS LIMITED	11,000.00
McLEODS BARRISTERS AND SOLICITORS	10,927.58
ELLENBY TREE FARM	10,824.52
GO DOORS PTY LTD t/as GO DOORS	10,791.01
SCOTT PRINT	10,580.90
ACCESS ICON PTY LTD T/AS CASCADA GROUP	10,472.00
EMERGE ENVIRONMENTAL SERVICES PTY LTD	10,440.10
THE ROYAL LIFE SAVING SOCIETY WA INC	10,410.48



City of Perth

Total Payments by Supplier
From 01/07/2021 to 31/07/2021

Payee	Payment Amount
Focus Consulting WA Pty Ltd	10,340.00
TALIS CONSULTANTS PTY LTD ATF THE TALIS TRUST	10,210.75
FORUM ADVOCATING CULTURAL & ECO TOURISM INC T/AS FACET	9,900.00
JOELZ PTY LTD T/AS BAX SERVICES	9,845.00
WATER CORPORATION	9,725.82
WA VENUES & EVENTS PTY LTD	9,510.13
BIDFOOD WA PTY LTD	9,503.48
Purple Engineering Pty Ltd	9,471.00
VISION DESIGN METAL FABRICATION PTY LTD	9,424.13
IMPERIAL GLASS	9,249.82
MAJESTIC PLUMBING	9,088.97
HYDROQUIP PUMPS	8,998.00
ALFRED BOCK T/AS AGB CONSULTING	8,992.50
Community Arts Network of WA T/AS CAN	8,800.00
CSE CROSSCOM PTY LTD	8,678.98
MASTEC AUSTRALIA PTY LTD	8,676.80
CMW Geosciences Pty Ltd	8,580.00
LIGHTNING BRICK PAVERS PTY LTD	8,470.00
MARK REISINGER T/AS MFR AUTOELECTRICS	8,292.37
JASON SIGNMAKERS	7,926.62
Peacock Bros Proprietary Limited	7,750.60
WINC AUSTRALIA PTY LTD	7,678.92
AUSTRALIAN PARKING AND REVENUE CONTROL PTY LTD	7,603.20
Ergodesk Pty Ltd t/as Lifetime Industries	7,392.00
TAMALA PARK REGIONAL COUNCIL	7,388.30
PROSEGUR AUSTRALIA PTY LTD T/AS CHUBB SECURITY SERVICES	7,275.62
OBJECTIVE CORPORATION LIMITED	7,009.31
AAPT Limited	6,919.55
Alinea Inc.t/as Para-Quad Industries	6,793.60
ALLPIPE TECHNOLOGIES	6,766.11
Rooforce Facility Services Pty Ltd	6,655.00
TECHNOLOGY ONE LTD	6,619.80
Anthony Wilkinson t/as Anton Wilk	6,600.00
RICOH AUSTRALIA PTY LTD	6,409.37
Landscape Elements Pty Ltd	6,372.30
RSEA PTY LTD	6,366.93
ENVIRO INFRASTRUCTURE PTY LTD	6,334.59
Lucid Consulting Engineers (WA) Pty Ltd	6,187.50
The Trustee for Dominic Trim's Family Trust t/a Pedders Suspension & Brakes	6,150.71
METRIX CONSULTING PTY LTD	6,059.15
ARTRAGE INC	6,000.00
IRON MOUNTAIN AUSTRALIA GROUP PTY LTD	5,975.01



City of Perth

Total Payments by Supplier

From 01/07/2021 to 31/07/2021

Payee	Payment Amount
SANDY ANGHIE	5,902.31
DURATEC LIMITED	5,800.00
FAAC AUSTRALIA T/AS HUB PARKING TECHNOLOGY	5,727.59
VIZCOM TECHNOLOGIES	5,720.94
Hoskins Contracting Pty Ltd	5,700.00
SUNNY INDUSTRIAL BRUSHWARE	5,677.23
The Equity Benevolent Guild Of Western Australia (Inc) t/as Artist Relief Fund	5,500.00
THE CONTEMPORARY DANCE COMPANY OF WA LTD	5,500.00
THE BRAND AGENCY	5,500.00
Shouq Northbridge Pty Ltd t/as Duo-Tone	5,500.00
Little Borrowed Dress Pty Ltd	5,500.00
Siao-Fung Hon T/as Kookie Garden Cafe	5,500.00
The Trustee for The P & C Veletta Family Trust t/as Uncle Joes Barber And Me	5,403.20
SURUN SERVICES PTY LTD	5,355.55
SOUTH EAST REGIONAL CENTRE FOR URBAN LANDCARE INC	5,258.00
WARP PTY LTD	5,236.00
FUJI XEROX BUSINESSFORCE PTY LTD	5,234.05
BELL TRADING TRUST T/AS NORTH STAR SECURITY	5,207.51
Jocelyn Alejandra Rodriguez Nino t/as Hair Fanatic	5,126.00
Mission Bay Enterprises Pty Ltd t/as Crush	5,115.00
NETSTAR AUSTRALIA PL T/AS PINPOINT COMMUNICATIONS PTY LTD	5,074.30
Startup News Australia Pty Ltd	5,000.00
B.M DUFFIELD & L.S DUFFIELD T/AS G FORCE PRINTING	4,973.32
WHEN ADAM MET EVE	4,950.00
BAILEY'S THE FERTILISER FAMILY	4,876.85
The Trustee for R & R Consultants Trust t/as Local Geotechnics	4,840.00
Governance Institute Of Australia Ltd	4,815.00
Child Support Agency	4,687.49
THE TRUSTEE FOR THE PROPERTY AUSTRALIA MANAGEMENT TRUST	4,677.27
DDL AUSTRALIA PTY LTD	4,675.00
ADVANCE PRESS(2013)PTY LTD	4,642.00
THE TRUSTEE FOR TWO FEET AND A HEARTBEAT UNIT TRUST (TWO FEET & A	4,620.00
ORIX Australia Corporation Ltd	4,575.84
River Engineering Pty Ltd	4,554.00
BUCHER MUNICIPAL PTY LTD	4,497.98
DARDANUP BUTCHERING UNIT TRUST T/AS DARDANUP BUTCHERING CO DAI	4,458.67
GMF CONTRACTORS	4,426.74
DRAINFLOW SERVICES PTY LTD	4,418.82
CyberCX Pty Ltd	4,400.00
ALL FLAGS SIGNS AND BANNERS	4,397.80
HERITAGE WAY PTY LTD (DOMUS NURSERY)	4,297.15
SARAH BEST	4,208.49



City of Perth

Total Payments by Supplier
From 01/07/2021 to 31/07/2021

Payee	Payment Amount
WATS Management Pty Ltd t/as Austraffic WA	4,126.10
MPS ARCHITECTS	4,125.00
ECLIPSE SOILS PTY LTD	4,081.00
PINDAN CONSTRUCTIONS PTY LTD	4,059.62
TIME & PEOPLE PTY LTD	4,001.80
JAPANESE TRUCK & BUS SPARES PTY LTD	3,999.90
The Murray Hotel Pty Ltd	3,966.75
THE TRUSTEE FOR THOMPSON FAMILY TRUST T/A TERRESTRIAL ECOSYS	3,960.00
KOTT GUNNING	3,945.92
AQUAMONIX PTY LTD	3,883.00
NESPRESSO	3,810.50
DFP RECRUITMENT SERVICES	3,691.05
ALLMAKES PTY LTD T/AS BRANDWORX AUSTRALIA	3,588.53
ALANA HALL	3,435.75
THE TRUSTEE FOR Bibbul Trust T/AS Go Cultural Aboriginal TOURS AND EXPE	3,358.60
Business Law WA Pty Ltd	3,324.75
The Trustee for JW & FM Timmings Family Trust	3,315.40
KELYN TRAINING SERVICES	3,300.00
WOMA(AUSTRALIA)PTY LTD	3,211.38
CENTRECARE CORPORATE	3,168.00
LOCAL COMMUNITY INSURANCE SERVICES	3,150.40
Atromill Pty Ltd t/as The Australian Trellis Door Company	3,146.00
JACKSON MCDONALD LAWYERS	3,107.50
THE TRUSTEE FOR D & H TRUST & J & T F/T T/AS TEKDIS	3,036.00
SILVERSPRING TRUST T/AS TJ DEPIAZZI & SONS	3,030.72
DIANNE BAIN	2,987.72
CLYDE BEVAN	2,987.72
BRENT FLEETON	2,987.72
LIAM GOBBERT	2,987.72
VIKTOR KO	2,987.72
CATHERINE LEZER	2,987.72
REBECCA GORDON	2,987.72
WORKPOWER INC T/A ECOSYSTEM MANAGEMENT SERVICES	2,950.20
Corser & Corser Pty Ltd	2,945.20
JAKE CORMACK GRIFFIN	2,925.00
Subsurface Detection Pty Ltd	2,923.80
ABSOLUTE STONE	2,833.08
PREMIER WORKPLACE SOLUTIONS	2,805.00
St John Ambulance Australia	2,799.24
Perth History Association Inc	2,764.41
Bucci Holdings Pty Ltd t/as Visimax	2,764.39
TELSTRA NETWORK INTEGRITY SERVICES-WA	2,761.22



City of Perth

Total Payments by Supplier

From 01/07/2021 to 31/07/2021

Payee	Payment Amount
Tarruru Pty Ltd	2,750.00
HEAVY AUTOMATICS	2,748.86
MARTIN COPEMAN	2,700.00
W I and M Lipinski	2,688.10
SELEKIM TECHNICAL SERVICES	2,640.00
L'HARIDON BIGHT MINING PTY LTD	2,623.02
STRATAGREEN	2,617.50
STATEWIDE CLEANING SUPPLIES	2,550.51
PLANT FORCE INVESTMENTS PTY LTD T/AS PLANTRITE	2,547.60
VALVOLINE (AUSTRALIA) PTY LTD	2,538.29
The Trustee for Epic Trust & The Trustee for Tayla Trust t/a Bonita Stone	2,509.10
ROSMECH SALES AND SERVICE PTY LTD	2,457.52
The Futures Group Pty Ltd t/as The Futures Group	2,435.00
THE TRUSTEE FOR BENNETT KELLY FAMILY TRUST	2,420.00
LGRCEU	2,378.04
SONIC HEALTHPLUS PTY LTD	2,333.10
WEST BUILD PRODUCTS PTY LTD	2,325.84
BIG ISSUE IN AUSTRALIA LIMITED T/AS THE BIG ISSUE	2,317.50
CITY OF STIRLING	2,287.10
BLACKWOODS ATKINS	2,237.94
INTERNATIONAL ART SERVICES	2,233.68
AMPOL AUSTRALIA PETROLEUM PTY LTD	2,215.95
CITY OF PERTH (PETTY CASH)	2,167.60
JOHN TIERNEY	2,150.00
J.H. FLUID TRANSFER SOLUTIONS PTY LTD T/AS PIRTEK MALAGA	2,120.72
RANDSTAD PTY LTD	2,115.30
BUNNINGS BUILDING SUPPLIES P/L	2,107.65
BAREFOOT MEDIA CO	2,103.75
ELLIOTTS IRRIGATION PTY LTD	2,057.00
Hyunbi Corp Pty Ltd	2,045.20
European Hotel Management Pty Ltd t/as European Hotel	2,000.00
Christina Zito t/as Shortie Zito Photography	2,000.00
FSA (WA) Pty Ltd	1,984.40
Eco Pallets Pty Ltd t/as Eco Pallets	1,947.00
Rio Tinto Shared Services	1,943.25
RORIE SPARE	1,920.55
The Trustee for Gardes Family Trust t/as Moeschi	1,919.50
TRANEN PTY LTD T/AS TRANEN REVEGETATION SYSTEMS	1,875.50
Proficiency Group Pty Ltd t/as Information Proficiency & Si	1,861.66
PREEMPTIVE CONSULTING PTY LTD	1,819.40
THE TRUSTEE FOR B and M Flegg Family Trust T/AS Watt the Flegg Electrical :	1,800.00
ISUBSCRIBE PTY LTD	1,712.90



City of Perth

Total Payments by Supplier
From 01/07/2021 to 31/07/2021

Payee	Payment Amount
M P ROGERS & ASSOCIATES PTY LTD	1,712.06
ISENTIA PTY LTD T/AS MEDIA MONITORS AUST PTY LTD	1,705.00
Shop for Shops Pty Ltd & Hanger Factory Pty Ltd t/as Shop for Shops	1,676.00
PERTH TEMPORARY FENCING	1,656.60
BROOK & MARSH PTY LTD	1,650.00
The Trustee for Wendy Mead Family Trust & OTH t/as Pinnacle People	1,606.39
IBC DIGITAL	1,595.00
Uniliver Australia Limited	1,563.97
CITY OF PERTH STAFF SOCIAL CLUB	1,561.00
MESHED PTY LTD (MESHED IOT INTEGRATORS)	1,556.50
GOLD CORPORATION T/AS THE PERTH MINT	1,540.00
DE VINE CELLARS	1,534.77
SOUTHERN METROPOLITAN REGIONAL COUNCIL	1,520.64
HOBAN RECRUITMENT	1,519.58
TURF CARE WA PTY LTD	1,508.93
Chatsworth Family Trust t/as Chatsworth Flowers	1,500.00
Property Council of Australia	1,500.00
TRANSFOLK OF WA INCORPORATED	1,452.00
AUSTRALIAN BRITISH CHAMBER OF COMMERCE	1,430.00
TOTAL GREEN RECYCLING PTY LTD	1,421.41
FULTON HOGAN INDUSTRIES PTY LTD	1,401.13
BOFFINS BOOKSHOP PTY LTD	1,381.11
SOIL'N SAND PTY LTD	1,378.36
PARKS & LEISURE AUSTRALIA	1,375.00
Vanessa Jane Wiggin t/as Museumly	1,342.00
HBF HEALTH LTD	1,333.20
AUSTRALIA POST	1,302.82
TSTEE GREEN F/TRUST & TSTEE HOOD F/TRUST T/A OFFICE MILK SUP	1,287.29
TIM DAVIES LANDSCAPING PTY LTD	1,287.00
Michelle Claire Antonio	1,250.00
DIRECT MEMORY ACCESS PTY LTD	1,221.00
SIMPLYCITY PTY LTD	1,188.00
GPC Asia Pacific Pty Ltd T/AS NAPA	1,184.06
ATOM SUPPLY	1,174.90
The Trustee for ATIM, Enterprise, Tauranga t/as ATI-Mirage	1,170.00
THE TRUSTEE FOR THE GOLDPOINT TRUST T/AS SIGNS AND LINES	1,166.91
DAVID GRAY & CO PTY LTD	1,165.44
THE TRUSTEE FOR TURN KEY UNIT TRUST	1,155.00
EUROPEAN FOODS PTY LTD	1,149.59
MARK ERIC BRADLEY T/AS MB PLAY	1,144.00
ARCHIVAL SURVIVAL	1,130.25
Diamond Locksmiths Pty Ltd t/as Diamond Lock & Security	1,113.73



City of Perth

Total Payments by Supplier

From 01/07/2021 to 31/07/2021

Payee	Payment Amount
DUNBAR SERVICES(WA) PTY LTD	1,113.20
KRISTIE ROWE	1,110.00
ARTS HUB AUSTRALIA PTY LTD	1,100.00
Peopleistic Pty Ltd t/as Peopleistic	1,100.00
CENTRAL REGIONAL TAFE	1,093.12
CSP GROUP PTY LTD T/AS STIHL SHOP OSBORNE PARK	1,083.00
Altronics Pty Ltd	1,080.29
Limpet Holdings Pty Ltd t/as Minuteman Press East Perth	1,075.80
Lucky Cat Pty Ltd	1,056.70
BEACON EQUIPMENT BENTLEY	1,050.50
STONE SUPPLIES WA PTY LTD T/AS CREATION LANDSCAPE SUPPLIES	1,026.00
WESTERN IRRIGATION PTY LTD	1,006.50
PAULL & WARNER ACCIDENT REPAIR CENTRE PERTH PTY LTD	1,001.33
WEST COAST SPRING WATER PTY LTD T/AS AUSSIE NATURAL SPRING W	1,001.00
TRIANGLE EQUITY PARTNERS	1,000.00
LW CHANDRAWEEERA & JG NEWBY	1,000.00
THE PIDDINGTON SOCIETY INC	1,000.00
MUSO MUSIC ACADEMY	1,000.00
T QUIP	998.20
Austrend International PTY LTD.	976.80
This is Creative Pty Ltd	960.00
BERNARD CARNEY	960.00
Monitor (WA) Pty Ltd	953.98
TCE Services Ptd Ltd T/AS Training Course Experts	950.00
BLJ AUSTRALIA	946.00
ONESTEEL TRADING PTY LTD t/as MIDALIA STEEL	944.77
CAMERA ELECTRONIC SALES AND SERVICE	926.96
THE GRIFFITH FAMILY TRUST T/AS SUPERSTOCK SERVICES SUPERSTOCK FOOT	916.60
The University of Western Australia	910.07
ADVANCED AUTOLOGIC	905.00
Thomas Murray Allum	900.00
Australian National Choral Association (ANCA) Incorporated	900.00
Morris & Ioppolo PTY LTD t/as M I Plumbers	891.00
FE TECHNOLOGIES PTY LTD	880.00
The Trustee for the Swan Towing Trust	880.00
AUSTRALIAN SERVICES UNION	876.60
MERCURY	869.04
The Trustee for HGSC Sims Trust t/as Clark Rubber Cannington	856.00
NOVA NEWSAGENCY	837.77
Kwik Kopy Printing	831.60
Laminar Capital Pty Ltd	825.00
CHAIN APPLICATIONS PTY LTD T/AS THE RIGGING SHED	812.90



City of Perth

Total Payments by Supplier
From 01/07/2021 to 31/07/2021

Payee	Payment Amount
Chemform	807.09
Worley Services Pty Ltd	805.00
CFMEU MINING & ENERGY DIVISION	800.00
HOSPITAL BENEFIT FUND OF WA	777.42
BATTERIES PLUS	772.20
BUSINESS FOUNDATION INC	770.00
SHERIDANS FOR BADGES	769.21
UNIVERSAL MEDICAL SUPPLIES	762.11
PERTH BRAKE PARTS	760.00
MELANIE DIWATA GRIFFITHS	750.00
MESSAGENET PTY LTD	743.93
FreshExchange Pty Ltd	720.53
Irrigation Australia Limited	714.00
KoneCranes and Demag Pty Ltd	712.80
ILLION AUSTRALIA PTY LTD T/AS TENDERLINK.COM	687.50
MAGNETIC AUTOMATION PTY LTD	671.00
MODUS Compliance Pty Ltd	665.50
Toolmart Australia Pty Ltd	662.15
CHRISTOPHER RICHARDSON	660.00
The Trustee for The Yellowstone Unit Trust t/as West Coast Property Training	660.00
Scitech Discovery Centre	660.00
WOODLANDS DISTRIBUTORS & AGENCIES PTY LTD	657.25
Transit Link Pty Ltd	651.00
JCT CONSULTANCY LTD	645.00
INSTANT TOILETS AND SHOWERS PTY LTD T/AS INSTANT PRODUCTS HI	644.62
Lee Anthony Scanlan	619.65
Max Klau	618.40
SELECT FRESH PTY LTD	612.18
SAFETY & RESCUE EQUIPMENT	605.00
MADJITIL MOORNA INC	600.00
Barbara Meldrum	598.00
GLOBAL AUTOCOAT PTY LTD	589.36
MULTI FIX WA	583.70
CASE INVESTMENTS PTY LTD T/AS SOS MARINE	566.00
CATHERINE JANET BROWN	558.00
ENVIRONMENTAL HEALTH AUSTRALIA(WA)INC	550.00
Kyle Damon Hughes-Odgers	550.00
The Trustee for THE TEMPESTT FAMILY TRUST t/as Artery Media	550.00
Joshua Andrew McAuliffe t/as Outer Body	550.00
Peta Sian Roebuck	550.00
Nathan Hoyle	550.00
HOLCIM(AUSTRALIA)PTY LTD	550.00



City of Perth

Total Payments by Supplier
From 01/07/2021 to 31/07/2021

Payee	Payment Amount
ODTREND PTY LTD T/AS OUTDOOR COUNTERS AUSTRALIA	540.00
FARINOSI & SONS PTY LTD	529.80
LINFOX ARMAGUARD PTY LTD T/AS ARMAGUARD	500.65
TREVOR WALLEY	500.00
The Paul Ennis Family Trust t/as Ennis Jewellers	500.00
Matthew Merrington	500.00
Jelani Pty Ltd	500.00
MCGEES PROPERTY	498.50
TRUGRADE PTY LTD	488.40
MANHEIM PTY LTD	484.00
Seaport Nominees Pty Ltd t/as Discus Print & Signage	478.50
WRC MECHANICAL WA	477.13
DILENA METAL SALES	465.00
Allegro Gate Automation Pty Ltd t/as Litestart Automatic Gates	465.00
WA HINO SALES & SERVICES	460.66
ERIC PRESTON PTY LTD T/AS LEADER PRESS	458.70
Nathan Ahern	458.55
SURJTEC PTY LTD T/AS HUGHANS SAW SERVICE	458.32
LANDGATE	453.08
Health Insurance Fund Of Wa	452.20
The Trustee for Rawlinson Roberts & Partners Unit Trust t/as Rawlinsons (W/	450.00
CAROL MITCHELL	443.70
ALLPEST WA	443.00
DULUXGROUP(AUSTRALIA)PTY LTD T/AS DULUX AUSTRALIA	436.50
INLOGIK PTY LIMITED	436.29
Andrew Corner	434.00
DANIELS HEALTH SERVICES PTY LTD	431.90
RUBEN LUAL	426.00
Air & Power Pty Ltd	418.00
DADAA Ltd	414.70
EDUCA LIMITED	413.60
JAYCAR ELECTRONICS	409.95
Amanda Betts	396.00
PUBLIC TRANSPORT AUTHORITY OF WA	394.60
BROWNES FOODS OPERATIONS PTY LTD	390.88
THE CHAMBER OF ARTS AND CULTURE WA INCORPORATED	385.00
LENARA NOMINEES PTY LTD T/AS PERTH NEWS DELIVERY	381.30
THE TRUSTEE FOR THE QUITO PTY LTD T/AS BENARA NURSERIES	380.29
ALEX PHILLIPS	375.00
JESSICA ALICE BOYCE	360.00
Georgia kate Richter	360.00
Guild of Undergraduates University of WA t/as UWA Student Guild	350.00



City of Perth

Total Payments by Supplier
From 01/07/2021 to 31/07/2021

Payee	Payment Amount
SEW UNIQUE CLOTHING ALTERATIONS	349.90
TECHNICAL SERVICES GROUP	347.60
CABCHARGE AUSTRALIA PTY LTD	346.92
PARCHEM CONSTRUCTION SUPPLIES PTY LTD	344.28
RICHENDA PRALL	335.94
CARTRIDGE WORLD WEMBLEY	330.00
Pennant House Pty Ltd t/as Pennant House	330.00
AUSTART PTY LTD	330.00
Kennedy Baptist College Assoc Inc	315.00
WELL CONNECTED BUSINESS SYSTEMS PTY LTD	308.00
Hilrod Pty Ltd t/as Onsite Automotive Inspection Services	304.50
DAIMLER TRUCKS PERTH	303.56
TRACKSIDE BAKERY	303.40
MRS THERESA WALLEY	300.00
MARGARET CULBONG	300.00
Albert McNamara	300.00
Irene McNamara	300.00
MURIEL BOWIE	300.00
Penelope & Jake Kent	300.00
DEPARTMENT OF TREASURY	288.00
DRY CLEANING EXPRESS PTY LTD T/AS DRYCLEAN & LAUNDRY EXPRESS	281.60
GARWOOD INTERNATIONAL PTY LTD	280.94
BARNETTS (WA)PTY LTD	277.57
JARDINE LLOYD THOMPSON PTY LTD	275.00
C BAILEY & M BAILEY	275.00
TONI MACARLA ROUTLEDGE T/AS PERTH PIANO CARE	275.00
EXPRESS INTERIORS	275.00
COMPONENTS ONLY	270.00
WA BAYANIHAN SPORTS COMMUNITY	265.10
ECOLO WA	250.25
Hospitality Professional Consultancy Pty Ltd t/as BarrelHouse Saloon \$ Eatery	250.00
RICHENDA PRALL	250.00
BUNGAREE LAUNDRY SERVICES	246.40
THE TRUSTEE FOR THE D & J ROSE FAMILY TRUST T/A POOLEGRAVE POOLGR/	241.26
MAJOR MOTORS PTY LTD	241.07
JEAN MACKIE	239.85
FOR TABLE DELIGHTS	232.43
DEPARTMENT PREMIER & CABINET - STATE LAW PUBLISHER	228.48
JAMES BENNETT PTY LTD	223.72
PARAMOUNT BUSINESS SUPPLIES	223.30
ABLE WESTCHEM(BORVEK PTY LTD)	215.29
The Trustee for Coromandel Trust t/as Security & Key Distributors	209.49



City of Perth

Total Payments by Supplier

From 01/07/2021 to 31/07/2021

Payee	Payment Amount
Nationwide Oils/t/as transpacific	209.00
HTR ELECTRICAL AND INSPECTION SERVICES PTY LTD	203.50
NATIONAL STROKE FOUNDATION	200.00
Renee Van-styn	200.00
Chin San Ang	198.00
AUSTRALIAN ACADEMY OF TAI CHI (WA)	195.00
REBECCA LOUISE KRAWCZUK	195.00
WORKPOWER INC	194.00
JAYMAK PERTH	193.60
DANIELS PRINTING CRAFTSMEN	192.50
VISABILITY LIMITED	191.24
WESTERN EDGE LANDSCAPES	176.00
CORALIE(COS) APPS	168.75
MCINTOSH HOLDINGS PTY LTD T/AS MCINTOSH & SON WA	165.00
Garry Gadenne	165.00
Sandeep Salwan	165.00
RAVI BACHU	165.00
WURTH AUSTRALIA PTY LTD	164.47
SUBARU & VW OSBORNE PARK	162.66
Trustee for the Chelmsford Trust t/as St Anne's Florists & G St Anne's Florists	158.00
DRONE CAMERA ACTION	156.00
TYRONE CONSTRUCTION SERVICES	156.00
FOXTEL SUBSCRIBER PAYMENTS	155.00
PACEWAY MITSUBISHI T/AS NORTH CITY	153.81
HAZEM SEDDA	147.00
YVONNE MARY PETHER	144.90
CANON PRODUCTION PRINTING AUSTRALIA PTY LTD T/AS OCE-AUSTRALIA	142.93
Boc Gases Australia Ltd	141.15
PATRICIA ANNE BENJAMIN	139.50
ROADS CORPORATION T/AS VICROADS	136.50
D.A CHRISTIE PTY LTD T/AS CHRISTIE BARBECUES	128.28
THE TRUSTEE FOR ILLION AUSTRALIA UNIT TRUST T/AS MILTON GRAH MILTO	125.53
WESTERN METROPOLITAN REGIONAL COUNCIL	120.56
MOIRA JOSEPHINE SMITH	120.00
Gwenda May Uren	120.00
ADAM STEVENSON	120.00
AMIT SHARMA	120.00
HAMIDREZA KARAMI	120.00
MONTANA PARKER	120.00
FILOMENO ALFONSO	120.00
EDDIE YATYANA	120.00
KAREN ABERCROMBY	120.00



City of Perth

Total Payments by Supplier
From 01/07/2021 to 31/07/2021

Payee	Payment Amount
HAMIDREZA KARAMI	120.00
Marcus Taylor	120.00
Michelle D Devine	120.00
Beverly Vaguez	120.00
REPCO	116.88
CENTRAL CITY MEDICAL CENTRE	115.35
CENTRAL CITY HEALTH PROFESSIONALS	110.00
REINO INTERNATIONAL	104.50
CARL BOWMAN	104.00
VOODOO CAFE PTY LTD	102.00
PUMPS AUSTRALIA	99.00
TELETHON SPEACH AND HEARING	99.00
ALBERT Y LIN	99.00
GIUSEPPE CINQUINA	99.00
S JONES	99.00
JODY DEVENISH	99.00
Melyssa Anne Spragg	99.00
TERRENCE GARLETT NAB	99.00
WESTGROVE INVESTMENTS PTY LTD	99.00
MERCEDES COLLEGE	99.00
Michael F Arangio	99.00
LEE BROTHERS INTERNATIONAL TRADE PTY LTD t/as LBIT	98.34
Rick A Torres	97.00
ARI (AUST) PTY LTD T/AS THE WORKERS SHOP	95.00
Ramona & James Tziros	88.00
FORCH AUSTRALIA PTY LTD	83.60
Association of Consulting Architects Australia WA Branch	80.00
Geoff Hourn	80.00
A & E Svistounova	79.95
NATIONAL CORPORATE SIGNAGE	76.70
SPECIALIST WHOLESALERS PTY LTD T/ AS TRUCKLINE	74.13
Shannon Ahsing	72.00
The Owners of Edge by Psaros SP66017	65.00
Water2Water Pty Ltd	65.00
WATERLOGIC AUSTRALIA PTY LTD	62.70
LNC HOLDINGS PTY LTD	61.65
SCARBORO TOYOTA	60.50
BULLANT SECURITY PTY LTD	60.08
MARYANN TSAI	49.00
Marcus Taylor	42.50
St George's Anglican Grammar School	38.50
Boya Market Garden Equipment Pty Ltd	38.15



City of Perth

Total Payments by Supplier
From 01/07/2021 to 31/07/2021

Payee	Payment Amount
PERTH VEGAN EXPO	31.00
JOSHUA LICARI	30.30
ROSINA SCRIVA	27.52
EMMA KIRKHAM	19.35
DEVLYN AUSTRALIA PTY LTD	17.16
AUSTRALIA POST(604917)	12.60
JORODN MACPHERSON	5.00
KRITSANEE KARUDILOK	4.60
Total	15,620,206.73



City of Perth - Corporate Credit Card Transactions

Statement Period 24/06/2021 to 22/07/2021

Name	Statement Date	Amount	Merchant Name	Commit Description
Bonny Litchfield	20/07/2021	312.68	OFFICEWORKS	Office Supplies for Community Centre.
Bonny Litchfield Total		312.68		
Supervisor Citiplace Community Centre				
Charli Nguyen	8/07/2021	31.45	MYOB AUSTRALIA	LMDRF MYOB - Bank fees and subscription cost
Charli Nguyen	8/07/2021	31.45	MYOB AUSTRALIA	LMDRF MYOB - Bank fees and subscription cost
Charli Nguyen Total		62.90		
Executive Services Coordinator				
Erica Mueller	13/07/2021	390.50	AUSTRALIAN EVENT	Christmas Lights Trail - Australian Event Awards submission
Erica Mueller	15/07/2021	77.60	POST PERTH ST GEORGEPE	Postage - Nyoongar branded lunch bags to artists
Erica Mueller	20/07/2021	390.50	AUSTRALIAN EVENT	Australian Event Awards - Shining the Light entry
Erica Mueller Total		858.60		
Coordinator Events				
Joanna Andrew	20/07/2021	189.00	THE MOON	Catering for LGBTQIA+ advisory group.
Joanna Andrew Total		189.00		
Coordinator Library Services				
Karen Wrigglesworth	24/06/2021	134.40	QUEENSLAND GOVT 2	Vehicle Registration Searches
Karen Wrigglesworth	6/07/2021	68.40	QUEENSLAND GOVT 2	Vehicle Registration Searches
Karen Wrigglesworth	6/07/2021	20.00	DIT - EZYREG	Vehicle Registration Searches
Karen Wrigglesworth	7/07/2021	136.80	QUEENSLAND GOVT 2	Vehicle Registration Searches
Karen Wrigglesworth	13/07/2021	148.20	QUEENSLAND GOVT 2	Vehicle Registration Searches
Karen Wrigglesworth	13/07/2021	40.00	DIT - EZYREG	Vehicle Registration Searches
Karen Wrigglesworth	14/07/2021	81.30	ACCESS CBR REGO ACT	Vehicle Registration Searches
Karen Wrigglesworth	15/07/2021	11.40	QUEENSLAND GOVT 2	Vehicle Registration Searches
Karen Wrigglesworth	19/07/2021	21.00	MOTOR VEHICLE REG	Vehicle Registration Searches
Karen Wrigglesworth	20/07/2021	102.60	QUEENSLAND GOVT 2	Vehicle Registration Searches
Karen Wrigglesworth	20/07/2021	20.00	DIT - EZYREG	Vehicle Registration Searches
Karen Wrigglesworth	22/07/2021	42.00	MOTOR VEHICLE REG	Vehicle Registration Searches
Karen Wrigglesworth Total		826.10		
Supervisor Legal Compliance and Infringements				
Kate Parker	24/06/2021	88.00	THE CHAMBER OF ARTS AN	Workshop/training attendance
Kate Parker	20/07/2021	20.90	WOOLWORTHS 4301	Catering-Culture and Arts Advisory Group
Kate Parker	20/07/2021	22.21	WOOLWORTHS 4301	Catering-Culture and Arts Advisory Group
Kate Parker	22/07/2021	29.00	OMNY STUDIO	Podcast hosting
Kate Parker Total		160.11		
Coordinator Cultural Collections				
Kate Sossi	29/06/2021	220.09	FACEBK *EGNCP3TJ72	Facebook advertising
Kate Sossi	5/07/2021	8.06	LINKTREE* LINKTREE	Instagram Linking Tool
Kate Sossi	5/07/2021	0.20	INTNL TRANSACTION FEE	Bank charges
Kate Sossi	19/07/2021	13.52	TEAMUP CALENDAR	Communications Planning Calendar Tool
Kate Sossi	19/07/2021	120.00	650Pin* Schedugram Ske	Instagram Scheduling Tool
Kate Sossi	19/07/2021	0.34	INTNL TRANSACTION FEE	Bank charges
Kate Sossi	20/07/2021	8.11	LINKTREE* LINKTREE	Instagram linking tool
Kate Sossi	20/07/2021	0.20	INTNL TRANSACTION FEE	Bank charges
Kate Sossi Total		370.52		
Digital Channels Lead				
Kerry Chadfield	15/07/2021	304.00	BUNNINGS GROUP LTD	Safe Night Space (St Barts) Set up
Kerry Chadfield	15/07/2021	140.00	BUNNINGS GROUP LTD	Safe Night Space (St Barts) Set up
Kerry Chadfield	16/07/2021	290.00	KMART ONLINE	St Barts Soft furnishing set up
Kerry Chadfield	19/07/2021	79.53	Woolworths Online	Safe Night Space (St Barts) Set up
Kerry Chadfield	19/07/2021	81.15	Woolworths Online	Safe Night Space (St Barts) Set up



City of Perth - Corporate Credit Card Transactions

Statement Period 24/06/2021 to 22/07/2021

Name	Statement Date	Amount	Merchant Name	Commit Description
Kerry Chadfield	19/07/2021 -	195.00	BUNNINGS GROUP LTD	Refund of purchases for the Mens Safe Night Space
Kerry Chadfield Total		699.68		
Personal Assistant - Community Development				
Konrad Seidl	21/07/2021	168.00	KMART ONLINE	Bean Bags etc for Night Shelter
Konrad Seidl Total		168.00		
Alliance Manager Community Safety and Amenity				
Natalie Langoulant	30/06/2021	59.90	JB HI FI ST GEORGES	2 x Samsung Galaxy A52 covers (LT0500 & LT1480)
Natalie Langoulant	9/07/2021	584.62	DRI*Stellar Software	ICT, software for converting lotus notes to outlook files
Natalie Langoulant	9/07/2021	14.62	INTNL TRANSACTION FEE	ICT, software for converting lotus notes to outlook files
Natalie Langoulant	21/07/2021	19.95	JB HI FI SHEFFIELD H	ICT, usb micro 1 metre cable
Natalie Langoulant	21/07/2021	89.95	JB HI FI SHEFFIELD H	ICT, usb micro 1 metre cable
Natalie Langoulant Total		769.04		
Service Support Analyst				
Rachel Eaton	24/06/2021	3.34	REV.COM	Video subtitling
Rachel Eaton	24/06/2021	0.08	INTNL TRANSACTION FEE	Video subtitling
Rachel Eaton	25/06/2021	72.00	NEWS LIMITED	News subscription
Rachel Eaton	28/06/2021	14.87	REV.COM	Video subtitling
Rachel Eaton	28/06/2021	3.31	REV.COM	Video subtitling
Rachel Eaton	28/06/2021	0.37	INTNL TRANSACTION FEE	Video subtitling
Rachel Eaton	28/06/2021	0.08	INTNL TRANSACTION FEE	Video subtitling
Rachel Eaton	9/07/2021	6.03	REV.COM	Video subtitling
Rachel Eaton	9/07/2021	65.68	Epidemic Sound AB	Royalty free music
Rachel Eaton	9/07/2021	0.15	INTNL TRANSACTION FEE	Video subtitling
Rachel Eaton	9/07/2021	1.64	INTNL TRANSACTION FEE	Royalty free music
Rachel Eaton	13/07/2021	6.07	REV.COM	Video subtitling
Rachel Eaton	13/07/2021	0.15	INTNL TRANSACTION FEE	Video subtitling
Rachel Eaton	16/07/2021	3.03	REV.COM	Video subtitling
Rachel Eaton	16/07/2021	0.08	INTNL TRANSACTION FEE	Video subtitling
Rachel Eaton	19/07/2021	12.11	REV.COM	Video subtitling
Rachel Eaton	19/07/2021	0.30	INTNL TRANSACTION FEE	Video subtitling
Rachel Eaton	20/07/2021	49.00	STK*Shutterstock	Royalty free images
Rachel Eaton	20/07/2021	6.08	REV.COM	Video subtitling
Rachel Eaton	20/07/2021	0.15	INTNL TRANSACTION FEE	Video subtitling
Rachel Eaton Total		244.52		
Creative Services Lead				
Rahul Saini	7/07/2021	182.16	Petition Kitchen	Council Meeting Dinner 6th July 2021 - Petition
Rahul Saini	12/07/2021	119.90	KITCHEN WAREHOUSE OS	Councilor's Lounge Level 9 - Bodum Coffee glass
Rahul Saini	21/07/2021	54.10	EUROPEAN HOTEL	CEO interview panel Lunch
Rahul Saini	21/07/2021	145.73	Petition Kitchen	Agenda briefing session - Petition Kitchen Perth WA
Rahul Saini Total		501.89		
Catering Supervisor				
Sandra Arnold	30/06/2021	20.00	WOOLWORTHS 4301	Wipes for cars - COVID
Sandra Arnold Total		20.00		
Manager Parking Services				
Simon Tsen	24/06/2021	91.78	RS COMPONENTS PTY	ICT-RS COMPONENTS-XTL TAPES
Simon Tsen	28/06/2021	990.00	DELL AUSTRALIA PTY LIM	CPP-DELL MEMORY MODULES FOR SERVERS
Simon Tsen	29/06/2021	79.25	Live Chat	CSC-LIVECHAT MS DYNAMICS CASES JUNE21
Simon Tsen	29/06/2021	1.98	INTNL TRANSACTION FEE	CSC-LIVECHAT MS DYNAMICS CASES TRANSACTION FEE
Simon Tsen	5/07/2021	128.95	CALENDLY	FIN-CALENDLY ANNUAL RENEWAL-JULY21-JULY22
Simon Tsen	5/07/2021	3.22	INTNL TRANSACTION FEE	FIN-CALENDLY ANNUAL RENEWAL TRANSACTION FEE
Simon Tsen	9/07/2021	6.70	Live Chat	CSC-LIVECHAT GOOGLE ANALYTICS MONTHLY JULY21

City of Perth - Corporate Credit Card Transactions

Statement Period 24/06/2021 to 22/07/2021

Name	Statement Date	Amount	Merchant Name	Commit Description
Simon Tsen	9/07/2021	0.17	INTNL TRANSACTION FEE	CSC-LIVECHAT GOOGLE ANALYTICS MONTHLY TRANSACTION FEE
Simon Tsen	9/07/2021	95.83	CREATIVE MARKET	CCU-CREATIVE MARKETING FONTS
Simon Tsen	9/07/2021	2.40	INTNL TRANSACTION FEE	CCU-CREATIVE MARKETING FONTSTRANSACTION FEE
Simon Tsen	12/07/2021	271.80	MAILCHIMP *MONTHLY	MKT-MAILCHIMP MONTHLY SUBSCRIPTION-JULY21
Simon Tsen	12/07/2021	91.04	MAILCHIMP *MONTHLY	CPP-MAILCHIMP MONTHLY SUBSCRIPTION JULY21
Simon Tsen	13/07/2021	48.96	MAILCHIMP *MONTHLY	ACH-HERITAGEPERTH-MONTHLY MAILCHIMP-JULY21
Simon Tsen	13/07/2021	3.36	BOTENGINE.AI	CSC-CHATBOT.COM-EXTRACHAT-MONTHLY CHARGE
Simon Tsen	13/07/2021	67.49	BOTENGINE.AI	CSC-CHATBOT.COM-BOTENGINE.AI-STARTER PLAN JULY21
Simon Tsen	13/07/2021	0.08	INTNL TRANSACTION FEE	CSC-CHATBOT.COM-EXTRACHAT-TRANSACTION FEE
Simon Tsen	13/07/2021	1.69	INTNL TRANSACTION FEE	CSC-CHATBOT.COM-BOTENGINE.AI-STARTER TRANSACTION FEE
Simon Tsen	16/07/2021	220.29	PIPELINE DEALS	WAC-PIPELINE DEALS ANNUAL RENEWAL
Simon Tsen	16/07/2021	5.51	INTNL TRANSACTION FEE	WAC-PIPELINE DEALS ANNUAL RENEWAL TRANSACTION FEE
Simon Tsen	14/07/2021	27.00	TWILIO INC	CSC-TWILIO-SUBSCRIPTION-JULY21.pdf
Simon Tsen	14/07/2021	0.68	INTNL TRANSACTION FEE	CSC-TWILIO-TRANSACTION FEE
Simon Tsen	20/07/2021	398.83	Live Chat	CSC-LIVECHAT BUSINESS PLAN MONTHLY RENEWAL JULY21
Simon Tsen	20/07/2021	9.97	INTNL TRANSACTION FEE	CSC-LIVECHAT BUSINESS PLAN TRANSACTION FEE
Simon Tsen	20/07/2021	14.87	ATLISSIAN	ICT-ATLISSIAN MONTHLY SUBSCRIPTIONS JULY21
Simon Tsen	20/07/2021	0.37	INTNL TRANSACTION FEE	ICT-ATLISSIAN MONTHLY SUBSCRIPTIONS JULY21 TRANSACTION FEE
Simon Tsen	21/07/2021	131.00	CALENDLY	CSC-CALENDLY RENEWAL JULY2021-JULY2022
Simon Tsen	21/07/2021	3.28	INTNL TRANSACTION FEE	CSC-CALENDLY SUBSCRIPTIONS JULY21 TRANSACTION FEE
Simon Tsen	21/07/2021	3,866.50	IDENTITY PEOPLE AUS	PURCHASE ID CARD PRINTER FOR GOV UNIT
Simon Tsen Total		6,563.00		
Service Support Analyst				
Siobhan Glynn	24/06/2021	20.70	CBD IGA PLUS LIQUORQPS	Milk for Staff
Siobhan Glynn	24/06/2021	32.32	MOSSKEY PTY LTD	Replacement ink pads for stamps
Siobhan Glynn	25/06/2021	109.50	NESPRESSO	Coffee Pods for Staff
Siobhan Glynn	30/06/2021	64.87	SKEDDA PREMIUM	Skedda Room Booking System for Meeting Rooms
Siobhan Glynn	30/06/2021	1.62	INTNL TRANSACTION FEE	International Transaction Fee for Skedda
Siobhan Glynn	1/07/2021	67.90	FACEBK *78DVZ4BAM2	Library Advertising on Facebook
Siobhan Glynn	8/07/2021	20.15	CBD IGA PLUS LIQUORQPS	Milk for Staff
Siobhan Glynn	8/07/2021	174.35	MISS MAUD	Catering for Library Event - Looby Documentary 10 July 2021
Siobhan Glynn	15/07/2021	19.60	CBD IGA PLUS LIQUORQPS	Milk, Biscuits & cleaning products for Library
Siobhan Glynn	15/07/2021	9.99	CBD IGA PLUS LIQUORQPS	Milk, Biscuits & cleaning products for Library
Siobhan Glynn	20/07/2021	141.90	CAMPAIGNMONITOR	Advertising library events
Siobhan Glynn Total		662.90		
Alliance Manager Governance				
Steven McDougall	6/07/2021	15.08	FAIRFAX SUBSCRIPTIONS	Digital subscription to WAToday
Steven McDougall	9/07/2021	40.00	NEWS LIMITED	Digital subscription to The Australian
Steven McDougall Total		55.08		
Principal Economic Development Officer				
Surindar Singh	24/06/2021	5.00	CPP MAYFAIR STREET	Testing of the recharge function of Parking Cards
Surindar Singh Total		5.00		
Coordinator Technical Services				
Grand Total		12,469.02		

15. Chief Executive Officer Alliance Reports

Nil.

16. Committee Reports

Nil.

17. Motions of which notice has been given

This item will be dealt with at the Ordinary Council Meeting.

18. Matters for which the meeting may be closed

Nil.

19. Urgent Business

This item will be dealt with at the Ordinary Council Meeting.

20. Closure