City of Perth

Agenda

Ordinary Council Meeting

06 July 2021

Notice of Meeting

To the Lord Mayor and Councillors

The next Ordinary Council Meeting will be held on Tuesday, 06 July 2021 in the Council Chamber, Level 9, 27 St Georges Terrace, Perth commencing at 5.00pm.

Michelle Reynolds
Chief Executive Officer
29 June 2021

Information

This information is provided on matters which may affect members of the public. If you have any queries on procedural matters, please contact a member of the City's Governance team via governance@cityofperth.wa.gov.au

Question Time for the Public

An opportunity is available at Council meetings for members of the public to ask a question about any issue relating to the City. This time is available only for asking questions and not for making statements. Complex questions requiring research should be submitted as early as possible to allow the City time to prepare a response.

The Presiding Member may nominate an officer to answer the question and may also determine that any complex question requiring research be answered in writing. No debate or discussion can take place on any question or answer.

To ask a question, please complete the Public Question Time form available on the City's website www.perth.wa.gov.au/council/council-meetings.

Deputations

To submit a deputation request, please complete the Deputation Request form available on the City's website www.perth.wa.gov.au/council/council-meetings.

Disclaimer

Members of the public should note that in any discussion during a meeting regarding any item, a statement or indication of approval by any council member, committee member or officer of the City is not intended to be, and should not be taken as, notice of approval from the City. No action should be taken on any item discussed at a meeting of Council prior to written advice on the Committee or Council's resolution being received.

Any plans or documents contained in these minutes may be subject to copyright law provisions (*Copyright Act 1968,* as amended) and the express permission of the copyright owner(s) should be sought prior to their reproduction.

Table of Contents

1. Declaration of Opening 5
2. Acknowledgement of Country/Prayer 5
3. Attendance 5
   3.1 Apologies 5
   3.2 Leave of Absence 5
   3.3 Applications for Leave of Absence 5
4. Announcements by the Lord Mayor 5
5. Public Participation 5
   5.1 Public Questions 5
   5.2 Deputations 5
6. Disclosures of Interests 5
7. Confirmation of Minutes 7
8. Questions by Members which due notice has been given 7
9. Correspondence 7
10. Petitions 7
11. Planning and Economic Development Alliance Reports 8
   11.1 Renaming of Western Portion of Riverside Drive 8
12. Community Development Alliance Reports 12
   12.1 Yacker Danjoo Ngala Bidi (Working Together Our Way) 12
   12.2 Event Sponsorship Round 1 2021/22 16
   12.3 Economic Development Sponsorship – WAITOC Association Incorporated – Aboriginal Tourism Academy Perth 2021 26
13. Infrastructure and Operations Alliance Reports 36
14. Corporate Services Reports 37
   14.1 Monthly Financial Report for April 2021 37
   14.2 Schedule of Accounts Paid – April 2021 45
   14.3 WACA Rates Concession for 2021/22 50
15. Chief Executive Officer Reports 55
   15.1 Long Term Financial Plan 2021/22 to 2030/31 55
   15.2 Establishing Three Strategic Pillars (Objectives) for Future Planning – Liveable, Sustainable, and Prosperous 61
   15.3 Review of Delegations 66
   15.4 Appointment of an Elected Member to the Mindarie Regional Council 74

15.5 WACA Business Plan 78
16. Committee Reports 79
Policy Committee meeting held on 10 May 2021 79
16.1 Status Update – June 2021 Council Policy Review Program 79
16.2 Review of Policy 7.1 Electricity Supply – Undergrounding of Supply Cables 82
16.3 Review of Policy 9.12 Asset Management 85
16.4 Review of Council Policies 6.2 Building Site Adjacent to Forrest Place, Hay Street and Murray Street Malls and 6.5 Hay Street - Colonnading 88
16.5 Review of Council Policy 6.20 Comment and Recommendations on Development Proposals Referred to the City by Statutory Authorities 92
16.6 Review of Policies 11.3 Sister City Relationships and 3.5 Sending Delegations to External Bodies .95
16.7 Review of Policies 1.10 Freeman of the City, 1.11 Freedom of Entry, 1.12 Keys to the City and 1.13 Honorary Citizenship 103
17. Motions of which notice has been given 107
17.1 Notice of Motion – Deputy Lord Mayor Sandy Anghie – Forgotten Spaces: Revitalising Perth's Laneways - Episode 2 Strategy 107
17.2 Notice of Motion – Deputy Lord Mayor Sandy Anghie – Sponsorship Strategy 111
17.3 Notice of Motion – Councillor Catherine Lezer – Notices of Motion for New Projects 114
17.4 Notice of Motion – Councillor Liam Gobbert – Strategic Position Statements 118
18. Matters for which the meeting may be closed 122
18.1 Light It Up – Phase 1 - Artwork Concepts and Locations 122
18.2 Confidential Item - Mindarie Regional Council – Future Waste Disposal Options for City of Perth 130
19. Urgent Business 131
20. Closure 131

1. Declaration of Opening

2. Acknowledgement of Country/Prayer

3. Attendance

3.1 Apologies

Councillor Di Bain

3.2 Leave of Absence

3.3 Applications for Leave of Absence

Recommendation

That Council APPROVES:

1. Councillor Viktor Ko's application for a leave of absence from Tuesday, 6 July 2021 to Tuesday, 20 July 2021 (inclusive).
2. Councillor Di Bain's application for a leave of absence from Friday, 25 June 2021 to Wednesday, 7 July 2021 (inclusive)

4. Announcements by the Lord Mayor

5. Public Participation

5.1 Public Questions

5.2 Deputations

6. Disclosures of Interests

Name	Councillor Rebecca Gordon
Item number and title	12.2 - Event Sponsorship Round 1 2021/22
Nature of interest	Impartiality Interest
Interest description	*'I accepted an invitation from the Chung Wah Association to attend the Perth Chinese New Year Fair 2021'.*

Name	Lord Mayor
Item number and title	12.2 - Event Sponsorship Round 1 2021/22
Nature of interest	Direct Financial Interest
Interest description	*'I am an employee of Seven West Media, owners of Seven Network Operations Limited, who are the sponsorship applicant'.*

Name	Deputy Lord Mayor
Item number and title	12.2 - Event Sponsorship Round 1 2021/22
Nature of interest	Indirect Financial Interest
Interest description	*'1. The Deputy Lord Mayor leases office spaces owned by Australian Capital Equity who are a shareholder of Seven Group Holdings.* *2. The Deputy Lord Mayor's husband (a closely associated person) has a business relationship with the CEO of Seven West Media WA.'*

Name	Deputy Lord Mayor
Item number and title	12.2 - Event Sponsorship Round 1 2021/22
Nature of interest	Impartiality Interest
Interest description	*'Member of both organisations Perth International Jazz Festival and Chung Wah Association. Both organisations are known to me. Attended PIJF event and spoke on behalf of the City. Attended Chung Wah Association Chinese New Year and spoke on behalf of the City. Met with members of both organisations subsequently.'*

Name	Councillor Clyde Bevan
Item number and title	12.2 - Event Sponsorship Round 1 2021/22
Nature of interest	Indirect Financial Interest
Interest description	*'I have dealings with John Starr Booking Artists'.*

Name	Councillor Liam Gobbert
Item number and title	12.2 - Event Sponsorship Round 1 2021/22
Nature of interest	Direct Financial Interest
Interest description	*'I am a member of Pride WA'*

Name	Councillor Liam Gobbert
Item number and title	12.2 - Event Sponsorship Round 1 2021/22
Nature of interest	Impartiality Interest
Interest description	*'A friend [Rachel Davidson] is closely associated in the management of event talent'*

Name	Councillor Liam Gobbert
Item number and title	12.2 - Event Sponsorship Round 1 2021/22
Nature of interest	Impartiality Interest
Interest description	*'Attended Chinese New Year festivities supported by the City'.*

Name	Councillor Brent Fleeton
Item number and title	18.2 – Mindarie Regional Council – Future Waste Disposal Options for City of Perth
Nature of interest	Indirect Financial Interest
Interest description	*'My employer has previously worked with organisations mentioned in the report'.*

7. Confirmation of Minutes

Recommendation

That Council CONFIRMS the minutes of the Ordinary Council Meeting held on 25 May 2021 as a true and correct record.

8. Questions by Members which due notice has been given

9. Correspondence

10. Petitions

11. Planning and Economic Development Alliance Reports

11.1 Renaming of Western Portion of Riverside Drive

Responsible Officer	Megan Adair - Acting General Manager Planning and Economic Development
Voting Requirement	Simple Majority
Attachments	Attachment 11.1A - Locality Plan showing portion of Riverside Drive proposed to be renamed

Purpose

To seek Council's endorsement of the proposed renaming of the western portion of Riverside Drive between William Street and Mounts Bay Road to Birdiya Drive.

Recommendation

That Council ENDORSES the renaming of the western portion of Riverside Drive between William Street and Mounts Bay Road to Birdiya Drive.

Background

1. Main Roads WA and Landgate have referred the proposed renaming of a portion of Riverside Drive to Birdiya Drive to the City of Perth (the City) for comment. The relevant road portion is the western section of Riverside Drive between William Street and Mounts Bay Road.
2. This portion of Riverside Drive is under the control of Main Roads.
3. The development of Elizabeth Quay (EQ) in 2015, split Riverside Drive into two disjointed sections on either side of EQ, and to remove any uncertainty and confusion, renaming of the section to the west of EQ is being proposed.
4. Landgate has been working with the City's Elders Advisory Group to find an appropriate name.

Discussion

5. It has been Council's practice to issue and support road names that have a historical association with a place or locality.
6. Main Roads WA, supported by Landgate, proposes the renaming of the section of road to be Birdiya Drive which is the Noongar word for Elders / Noongar Leaders.

Stakeholder Engagement

7. Landgate has been working with the City's Elders Advisory Group for some time to find an appropriate name.
8. The City's Elders Advisory Group has previously supported the proposed name; however, they questioned the spelling. The spelling has since been confirmed, and the Elders formally supported the proposed name and spelling at their meeting on 7 April 2021.

Decision Implications

9. Council's advice will be forwarded to Main Roads WA to proceed with renaming the road section. If Council does not support endorsing the recommendation, it can be expected that Main Roads WA will further negotiate with the City, however, may proceed to make a recommendation to the Minister of Transport for a decision.
10. Upon receiving the request from the Minister of Transport, under the *Land Administration Act 1997*, Landgate will act on the Minister of Land's behalf to finalise the approval of the renaming.

Strategic, Legislative and Policy Implications

Strategic Community Plan	
Aspiration:	Performance
Objective:	Objective 5.6 - Decision-making that is ethical, informed and inclusive.
Issue Specific Strategies and Plans:	Nil.

Legislation, Delegation of Authority and Policy	
Legislation:	Section 26 of the *Land Administration Act 1997*
Authority of Council/CEO:	The Minister is the final authority on all road naming matters; however, Council is requested to indicate its support of the name amendment proposal.
Policy:	Nil.

Financial Implications

Nil.

Relevant Documents

Nil.

Further Information

Following the Agenda Briefing Session held on 22 June 2021, further information is provided:

11. The City is not privy to why Main Roads WA has selected only the Western Portion of Riverside Drive.
12. The City is not aware of a schedule of applications for renaming split roads. However, further information is being sought from Landgate and Main Roads WA.
13. The reason Main Roads WA is consulting the City is due to the road being located within the City's boundaries; therefore, the City is a major stakeholder.
14. There are no residential or commercial addresses on Riverside Drive West.
15. There is no known confusion with Riverside Drive and Riverside Drive West among ratepayers and visitors; however, the proposed change is primarily for ease of direction for emergency services vehicles.
16. The City is not aware of any proposals to rename Hay Street.

Attachment 11.1A

Portion of Riverside Drive to Birdiya Drive

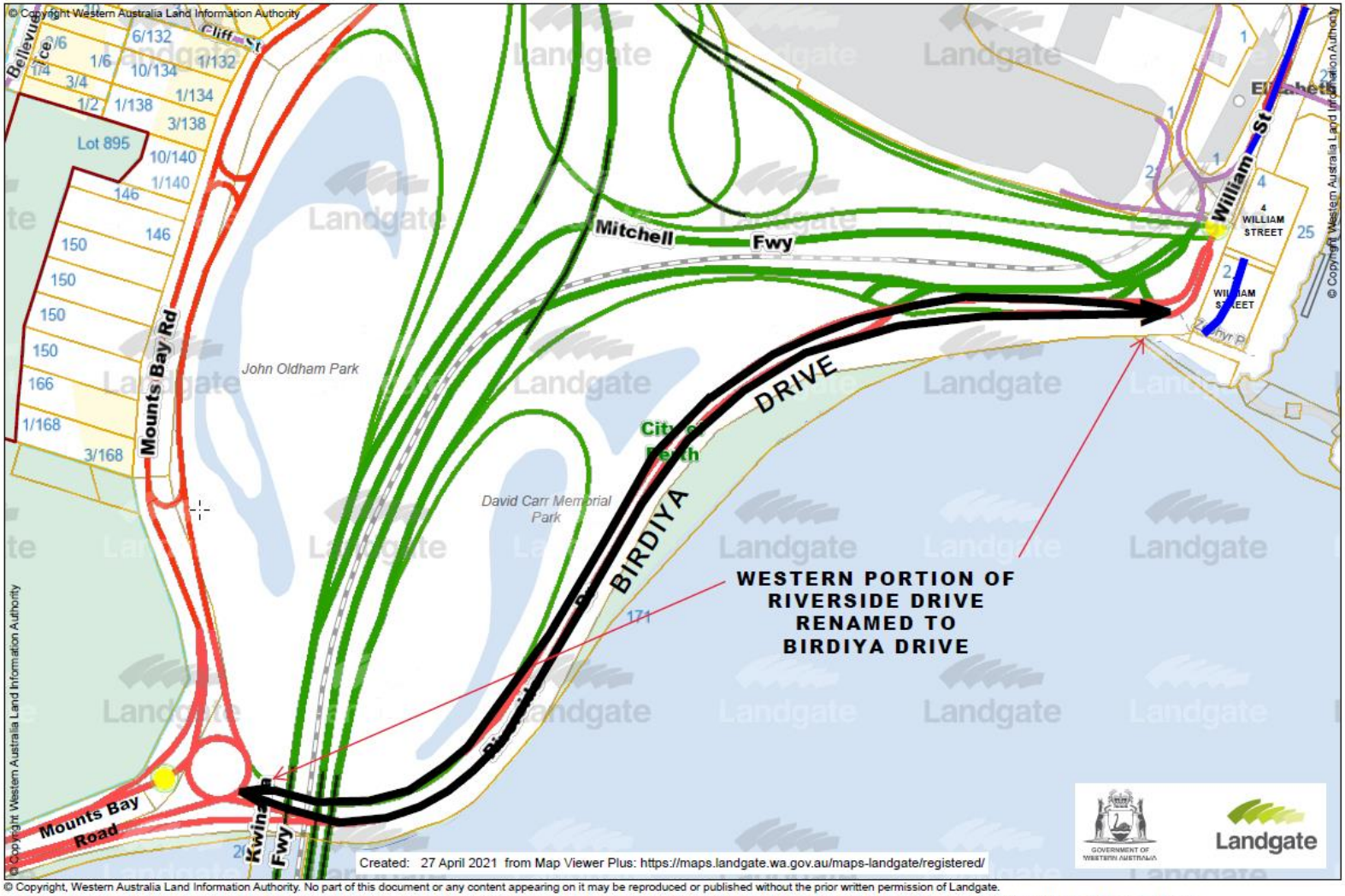

© Copyright, Western Australia Land Information Authority. No part of this document or any content appearing on it may be reproduced or published without the prior written permission of Landgate.
Disclaimer: The accuracy and completeness of the information on this document is not guaranteed and is supplied by Landgate 'as is' with no representation or warranty as to its reliability, accuracy, completeness, or fitness for purpose.
Please refer to original documentation for all legal purposes.

12. Community Development Alliance Reports

12.1 Yacker Danjoo Ngala Bidi (Working Together Our Way)

Responsible Officer	Kylie Johnson - Acting General Manager Community Development
Voting Requirement	Simple Majority
Attachments	Attachment 12.1A – Yacker Danjoo Ngala Bidi (Working Together Our Way)

Purpose

To seek Council's endorsement of an Agreement between the City of Perth and the Elders Advisory Group titled Yacker Danjoo Ngala Bidi (Working Together Our Way).

Recommendation

That Council ENDORSES an Agreement between the City of Perth and the Elders Advisory Group titled Yacker Danjoo Ngala Bidi (Working Together Our Way).

Background

1. In February 2018, the City of Perth (the City) endorsed a Reflect Reconciliation Action Plan (RAP) as a part of its commitment to developing strong relationships with the Aboriginal community and increasing the level of engagement with Traditional Owners and the City.

2. The RAP was developed through extensive consultation with Aboriginal Elders and the Aboriginal and non-Aboriginal community and articulated the vision for reconciliation in the City. The RAP has supported the City to deliver on its commitment towards reconciliation, to develop relationships and partnerships, and working towards creating social and economic opportunities for Aboriginal and Torres Strait Islander people.

3. The City created an Elders Advisory Group called The Bridyas (the bosses) to assist, monitor and track the progress of the RAP. The Bridya's comprise Traditional Owners of Whadjuk Nyoongar Elders and Elders from across Western Australia and are recognised, valued, and honoured by the City as heads of the Aboriginal community. The City's Chief Executive Officer and the Elders meet multiple times a year and have 'boss to boss' conversations to provide updates, to connect back to the wider community, and keep the City accountable for the delivery of the actions in the RAP.

4. The RAP included action 9.1 "Investigate a Treaty between the City and the Whadjuk Nyoongar Community". Through the investigation of this action with the Elders, it was determined the "Treaty" would form the guiding principles which would underpin the desired culture of the City and its Reconciliation Action Plans, both current and future. The "Treaty" outlined the principles for the City in how it would work with the Aboriginal community for the future.

5. Following several engagement sessions between the City and the Elders Advisory Group, a draft "Danjoo-Treaty" was finalised and endorsed by the City's Elders Advisory Group. The draft was presented to Council at its meeting held 28 July 2020. Council determined to defer the item back to the Administration. The reason for this was because the City had received feedback from the State Government that the word "treaty" should not be used in the name of the agreement as it should only be used by the State Government for agreements relating to land and ownership. The Yacker Danjoo Ngala Bidi does not involve any land use agreement, and therefore a review of the name was required.

Discussion

6. Several additional engagement sessions were held between 2020 and 2021 between the City and the Elders Advisory Group, to review the name of the Agreement.

7. Following the engagement sessions, the Elders Advisory Group endorsed the name Yacker Danjoo Ngala Bidi (the Agreement) which translates to "Working Together our Way".

8. The Agreement outlines the agreed guiding principles and culture to support the delivery of the City's Reconciliation Action Plans and any projects with the Aboriginal community.

9. The Agreement demonstrates the City's ongoing commitment to reconciliation and dedication to working together with the Aboriginal community now and into the future.

10. The City is currently developing an Innovate Reconciliation Action Plan which will underpin the Agreement.

Stakeholder Engagement

11. The development of Agreement was based on the engagement outcomes with the Elders Advisory Group, compromising of 10 Aboriginal Elders, the City's Chief Executive Officer, General Manager Community Development, and the Alliance Manager Community Services.
12. The City's articulated commitment to investigate a Treaty (Action 9.1) in the RAP was based on engagement outcomes with Aboriginal Elders, Aboriginal and non-Aboriginal organisations, and Aboriginal and non-Aboriginal Community.
13. The draft Agreement has been communicated to Department of the Premier and Cabinet, and Reconciliation WA for their information.

Decision Implications

14. The City has been working with the Elders Advisory Group for over a year on the Agreement. If it were not to be supported, the relationship between the City and the Aboriginal community is likely to be impacted. This would set the City back in its reconciliation journey and may impact the City's progress towards an Innovate Reconciliation Action Plan.

Strategic, Legislative and Policy Implications

Strategic Community Plan	
Aspiration:	People
Objective:	1.7 Ongoing acknowledgement, recognition, and continuing engagement with the Traditional Owners of city lands, the Whadjuk Nyoongar people.
Issue Specific Strategies and Plans:	Reflect Reconciliation Action Plan - Action 9.1 'Investigate and consider a Treaty between City of Perth and the Whadjuk Nyoongar people.'

Legislation, Delegation of Authority and Policy	
Legislation:	Nil.
Authority of Council/CEO:	The Agreement is between the City of Perth Council and the Elders Advisory Group.
Policy:	Nil.

Financial Implications

Nil.

Relevant Documents

Reflect Reconciliation Action Plan

Further Information

Following the Agenda Briefing Session held on 22 June 2021, further information is provided:

15. Following feedback from the State Government that the original terminology of 'Treaty' should not be used, a range of options were discussed with the Elders Advisory Group including 'Statement of Intent', 'Position Statement' or 'Cultural Compact'.
16. The Elders Advisory Group indicated a preference for the word 'Agreement' as they considered it to be more proactive and reflective of action occurring.
17. The word 'Agreement' has been used in all Elders Advisory Group meetings and previous reports and publications. The role of the Agreement is to outline the principles and approach that will underpin existing and future actions with the Aboriginal Community – Our Way of Working Together.
18. The City is awaiting legal advice on the use of the word 'Agreement' and will distribute this to Elected Members upon receipt.

WORKING TOGETHER OUR WAY

Yacker Danjoo Ngala Bidi

This Yacker Danjoo Ngala Bidi is made between the City of Perth and Representatives of the Whadjuk Nyoongar City of Perth Aboriginal Elders Group and other Aboriginal people who have a connection to this place.

Yallor gannow goolbang wer poor-kul cardide gwabbanijow yel Nyoongar moort, babbingur wer wam. Gwabbanijow ngullark ally mugn Whadjuk Nyoongar burdiyas gadakang boodja. Noonookan karnya wer wumbudin Whadjuk Nyoongar moort ngulla yeller-wingaween, bardip wyeron wer kattitj il nidja milgebar boodja.

Dated xxxxxxx 2021 (date)

Nidja Boorloo nyinning Whadjuk boodja. Boorloo birdiya ngullark naga yeyi kannagil yardie. Gwabbanijow ngullark ally mugn Whadjuk Nyoongar burdiyas gadakang boodja. Boorloo burdiyas nidja karnya Whadjuk Nyoongar kaartadjin boodja kalyakoorl.

Bura kwop wirrin waangkininy kaartadjin

- Nagoluk quadga yacker danjoo djoowak arpacana boordawan ngullark.
- Wyeron ilk at-tidjenih, kartadjin, nih, ang Ngullark wer kattidj ngan-ul-uk kowa.
- Taan doorer catage Nyoongar wallak bardip djinung bura djenna gannow Boorloo.
- Yacker ngulla bura gwabbanijow kalyakoorl ciurcalin wer karr-bung minyt wallakijow.
- Karbung doorer cartage kowa ung Nyoongar quadga katage ngano ngundabut yacker gambarn wer cattack nooyyang kalleep Boorloo.
- Yacker ngulla bura gwabbanijow Boorloo moorditj kalyakoorl ciurcalin wer karr-bung minyt wallakijow Nyoongar wam.
- Kwop wirrin boodjar moorditj ngullark djennabidi nidja boodja.
- Nidja danjoo gwabbanijow quab bimign boorduk kalyakoorl koorliny bura ngullarkin djenna yallow gannow.

Gwabbanijow danjoo koorda djen djinung Boorloo boodja karnya.

Kwop wirrin boodja moorditj ngullarkin djennabidi nidja boodja.

City of Perth Seal

The City of Perth (Boorloo) is situated on Whadjuk Boodjar (Nyoongar Country). This Agreement is to acknowledge Whadjuk Nyoongars as the Traditional Owners of this land. The City of Perth respects and honours the Whadjuk Nyoongar and Aboriginal people from other lands, their stories, traditions and living cultures, reflected on this land, which is ever present.

In the spirit of reconciliation and as an important foundation to the City of Perth's Reconciliation Action Plan, this Agreement aims to:

- Acknowledge past injustices and commit to working in partnership together to build a better future for all.
- Build on trust, understanding, listening and learning from each other and hearing each other's voice.
- Develop protocols of working together in a respectful manner, designed for both parties.
- Develop relationships that recognise and respect the cultural identities of people from other lands to meet their needs, expectations and rights.
- Ensure the history of Aboriginal people is visible within the footprint of the City of Perth.
- Work together in decision-making that guides continuous and innovative change for future generations.
- Ensure a 'real' voice is given to Aboriginal people that live, work and have a connection to this land and a relationship with the City of Perth.
- Work together to ensure Perth is a welcoming and culturally safe environment for Aboriginal people in a spiritual, social and physical sense.

This Agreement is written in good faith on behalf of all future generations who will follow in our footsteps.

This Agreement is a responsibility of all parties and an opportunity for us, as partners, to create a better environment within the footprint of the City of Perth that is inclusive and built around principles of mutual respect.

The spirit of this land will heal and guide us as we walk together.

Signature of CEO	Signature of XXXXX	Signature of XXXXX	Signature of XXXXX	Signature of XXXXX

City of Perth

12.2 Event Sponsorship Round 1 2021/22

Responsible Officer	Kylie Johnson – Acting General Manager Community Development
Voting Requirement	Simple Majority
Attachments	Attachment 12.2A – Event Sponsorship Round 1 2021/22 – Detailed Officer Report Attachment 12.2B – Event Sponsorship Round 1 2021/22 - In-kind Support Request Summary Attachment 12.2C - Event Sponsorship Round 1 2021/22 – Indicative Events Calendar 2021/22

Purpose

To provide event sponsorship recommendations to Council, under the Event Sponsorship 2021/22 program.

Recommendation

That Council:

1. Subject to the adoption of the 2021/22 annual budget, APPROVES the following event sponsorships totalling $500,115 excluding GST (comprising $392,000 cash contribution and up to $108,115 in-kind support for City's fees and charges as outlined in Attachment 12.2B):
    a. UniSport Australia Limited for 2021 Australian Masters Games for one year ($45,000), comprising:
        i. $35,000 (excl. GST) cash contribution; and
        ii. up to $10,000 in-kind support for City's fees and charges.
    b. Pride Western Australia Incorporated for Perth Pride Parade for one year ($62,000), comprising;
        i. $48,000 (excl. GST) cash contribution; and
        ii. up to $14,000 in-kind support.
    c. Perth International Jazz Festival Inc. for Perth International Jazz Festival for $40,000 (excl GST) cash contribution for one year.
    d. AFL Masters WA for AFL Masters National Carnival Perth 2021 for one year ($50,000), comprising:
        i. $10,000 (excl GST) cash contribution; and
        ii. up to $40,000 in-kind support for City's fees and charges.
    e. The Chung Wah Association Inc. for Perth Chinese New Year Fair for $60,000 (excl GST) cash contribution for one year.
    f. The Western Australian Yachting Foundation Inc. for City of Perth Festival of Sail for $30,000 (excl GST) cash contribution for one year.

g. Targa West Pty Ltd for Make Smoking History Targa West for one year ($93,115), comprising:

   i. $70,000 (excl GST) cash contribution; and

   ii. up to $23,115 in-kind support for City's fees and charges for City of Perth Parking (CPP) 'Terrace Road Car Park and Grassed Area' and parking bays along Governors Avenue.

h. Mardie & Co for SensAtion Gallery for $20,000 (excl GST) cash contribution for one year.

i. Seven Network Operations Limited for Alinta Energy Christmas Pageant for one year ($100,000), comprising:

   i. $79,000 (excl GST) cash contribution; and

   ii. up to $21,000 in-kind support for City's fees and charges.

2. DECLINES event sponsorships for the following applicants:

   a. Institute of Architects WA Chapter for WA Architecture Awards Ceremony for one year ($15,000 excl GST cash contribution); and

   b. Starr Special Events Australia for Summer in the City Concert for one year ($195,000), comprising:

      i. $145,000 (excl GST) cash contribution; and

      ii. up to $50,000 in-kind support for City's fees and charges.

Summary

Ref	Applicant / Project	Previous Support (2020/21)	Estimated Attendance (provided by applicant)	Requested Total Amount (Cash and In-kind support)	Recommendation Total amount (Cash and In-kind support)
1) a)	UniSport Australia Limited / **2021 Australian Masters Games**	N/A	9,000	$50,000 ($35,000 cash & $15,000 in-kind)	**$45,000** ($35,000 cash & $10,000 in-kind)
1) b)	Pride Western Australia Incorporated / **Perth Pride Parade**	$65,000 *($65,000 cash)*	28,000	$55,000 p/a *($55,000 cash)*	**$62,000** *($48,000 cash & $14,000 in-kind)*
1) c)	Perth International Jazz Festival Inc / **2021 Perth International Jazz Festival**	$28,000 *($28,000 cash)*	5,000	$69,226 p/a *($60,000 cash & $9,226 in-kind)*	**$40,000** *($40,000 cash)*
1) d)	AFL Masters WA / **AFL Masters National Carnival Perth 2021**	N/A	2,500	$50,000 *($10,000 cash & $40,000 in-kind)*	**$50,000** *($10,000 cash & $40,000 in-kind)*
1) e)	The Chung Wah Association Inc / **Perth Chinese New Year Fair 2022**	$70,000 *($70,000 cash)*	25,000	$80,000 p/a *($80,000 cash)*	**$60,000** *($60,000 cash)*
1) f)	The Western Australian Yachting Foundation (inc), T/A Swan River Sailing / **2022 City of Perth Festival of Sail**	$25,000 ($25,000 cash)	10,000	$60,000 p/a ($60,000 cash)	**$30,000** ($30,000 cash)
1) g)	Targa West Pty Ltd / **Make Smoking History Targa West, Celebration of Motorsport, City of Perth Family Zone, Shannons Classics on the Swan and The Engine Shop Targa City Sprint**	$93,115 ($70,000 cash & $23,115 in-kind)	22,350	$101,000 p/a ($76,000 cash & $25,000 in-kind)	**$93,115** ($70,000 cash & $23,115 in-kind)
1) h)	Mardie & Co / **SensAtion Gallery**	N/A	18,000	$80,000 *($80,000 cash)*	**$20,000** *($20,000 cash)*
1) i)	Seven Network Operations Limited / **Alinta Energy Christmas Pageant**	$120,000 *($120,000 cash)*	50,000	$120,000 p/a *($120,000 cash)*	**$100,000** ($79,000 cash & $21,000 in-kind)

Ref	Applicant / Project	Previous Support (2020/21)	Estimated Attendance (provided by applicant)	Requested Total Amount (Cash and In-kind support)	Recommendation Total amount (Cash and In-kind support)
2) a)	Institute of Architects WA / WA Architecture Awards Ceremony	N/A	350	$15,000 ($15,000 cash)	**Decline**
2) b)	Starr Special Events / Summer in the City	N/A	6,050	$195,000 ($145,000 cash & $50,000 in-kind)	**Decline**

Legend

Commercial
Community

TOTALS	TOTAL REQUESTED	TOTAL RECOMMENDED	BUDGET REMAINING
FY 2021/22	**$875,226** ($736,000 cash & $139,226 in-kind)	**$500,115** ($392,000 cash & $108,115 in-kind)	**$499,885** (Event Sponsorship Round 2 estimate $299,885 and Events & Activation Quick Response Grants estimate $200,000)
FY 2022/23	**$485,226** ($451,000 cash & $34,226 in-kind)	**$0.00**	**TBC**
FY 2023/24	**$485,226** ($451,000 cash & $34,226 in-kind)	**$0.00**	**TBC**

Background

17. The City of Perth (the City) has a vision for Perth to be 'the events heart of WA' *(Events Strategy 2025).* A key principle of this strategy is 'something for everyone'. Using a portfolio approach, the City will facilitate, support and organise a diverse range of events that are inclusive, appeal to a broad range of demographics and provide enriching experiences for all throughout the year. To demonstrate this approach, an Indicative Events Calendar 2021/22 has been developed and is contained within Attachment 12.2C.

18. The City holds two funding rounds per year for the Events Sponsorship Program. This is the first event sponsorship round for the 2021/22 financial year.

ROUND 1	ROUND 2
Funding Pool Available: $500,115	Funding Pool Available: $299,885
For activities between 1 July 2021 - 28 February 2022 Application deadline 30 March 2021, 4pm AWST Notification of decision 30 June 2021	For activities between 1 January 2022 – 31 August 2022 Application deadline 31 August 2021, 4pm AWST Notification of decision 22 December 2021

19. The City accepted applications for the Round 1 Events Sponsorship during a three-week period from Tuesday, 9 March 2021 to Tuesday, 30 March 2021. The City received 15 applications, of which four applicants opted to withdraw their submissions to be able to resubmit in a different program to which they will likely be more suited, and therefore more competitive.

20. These requests for sponsorship have been considered under the City's Event Sponsorship Program Guidelines for the 2021/22 financial year.

21. Through the Event Sponsorship Program, funding is available to organisations who deliver events that bring social and economic benefits to support the City's aspiration to be a vibrant, connected and progressive city. The City supports events that:

    a. attract increased visitation

    b. encourage broad community participation

    c. create activation of city spaces for residents and visitors to enjoy and encourage them to come back again

    d. engage and support local businesses

    e. promote new economic and tourism opportunities

22. The Event Sponsorship Round 1 was assessed whilst the review of Council Policy 18.13 Sponsorship, Grants and Donations and the consideration of a new policy Council Policy 4.3 Sponsorships and Grants was being considered by the Policy Committee and subsequently Council. As a result, the panel took into consideration the existing Council Policy 18.13 and proposed Council Policy 4.3 in their assessment.

23. At its meeting held on 25 May 2021 Council adopted Policy 4.3 Sponsorship and Grants. The Policy, along with the Grants and Sponsorship Program Guidelines 2021/22 (the Guidelines) enabled the panel to make recommendations for multi-year funding based on the applicants meeting the requirements and in accordance with the applicants' requested terms. However, as the 2021/22 budget is yet to be adopted by Council, the panel do not yet have a clear indication of budget scope for 2022/23 and 2023/24. As such, multi-year funding has not been recommended in this round.

24. Event Sponsorship is available in two streams, Community and Commercial, which recognise the outcomes sought by the City. Applicants are required to select the most appropriate stream for their project upon application and this has been outlined in the summary table.

Discussion

25. 11 applications were assessed by a four-person assessment panel, consisting of suitably qualified and experienced staff from the City's administration across the Community Development Alliance. The recommendations are carefully considered with the view of maintaining the integrity of the proposals. The City regularly receives more funding applications than the available budget can accommodate. Therefore, successful applications are those that best satisfy the assessment criteria.

26. Each assessment criterium has clear descriptions and a rating scale which guides the assessors when considering an appropriate score. The scores from panel members for each assessment criteria are averaged and ranked from highest to lowest.

27. The Event Sponsorship Round 1 was highly competitive, due to the quality and quantity of the applications, five of which were for new events never sponsored by the City before. Due to the competitive nature of the round, the panel agreed a minimum score threshold of 50% would be appropriate to demonstrate an alignment with the objectives of the program. Applicants scoring below the threshold are recommended for decline.

28. The Event Sponsorship Round 1 includes the summer events season and as a result, attracts a larger funding pool. The application of a minimum score threshold of 50% results in a reduced funding pool for Event Sponsorship Round 2.

29. Detailed Officer Assessment of all applications is included within Attachment 12.2A – Detailed Officer Assessment. Of the 11 applications assessed, nine are recommended to be approved and two are recommended to be declined.

Stakeholder Engagement

Nil.

Decision Implications

30. The sponsorship application form includes questions relating to the impact of City of Perth funding. Recommendations for sponsorship funding amounts consider applicant responses and are not foreseen to impact their ability to deliver successful events.

31. If the recommended sponsorship amounts are reduced or declined, it will likely result in scaling back or cancellation of the event/s. It may also impact the successful delivery of events within the City's boundaries.

32. It is generally not possible, nor recommended, to support every application or the total request for each applicant due to budget constraints, lack of alignment with the City's strategic priorities and/or poor-quality applications. This may result in unavoidable dissatisfaction from some applicants, however, granting sponsorship to applicants that assessed very poorly is a high risk to the City. The risk is both financial (in terms of the low likelihood that the sponsorship will return quality benefits to the City and

the community for the investment) and reputation (in terms of the perception of transparency, equity and fairness of the City's assessment and approval processes).

33. A City representative will negotiate sponsorship benefits with applicants in line with sponsorship funding amounts once approved by Council.

34. Recommendations for multi-year funding has budget implications for future financial years. Multi-year commitments will impact funding pool available for new events in future sponsorship rounds.

Strategic, Legislative and Policy Implications

Strategic Community Plan	
Aspiration:	Prosperity
Objective:	4.8 Iconic signature events positioned strategically to create vibrancy that attracts intrastate, interstate and international visitors
Issue Specific Plans or Strategies	Nil.

Legislation, Delegation of Authority and Policy	
Legislation:	Regulation 12 of the *Local Government (Financial Management) Regulations 1996* - payments from municipal fund or trust fund, restrictions on.
Authority of Council/CEO:	Policy 4.3 directs that any sponsorship application for more than $10,000 or from a funding round be considered by Council.
Policy:	Policy 4.3 Sponsorship and Grants - the policy directs that there be a consistent and transparent assessment process and criteria to guide recommendations to Council. An eligibility check has been conducted on all applications to ensure they are compliant with the Policy and the necessary assessment process has been followed.

Financial Implications

35. The financial implications of the recommendation are accommodated within the proposed 2021/22 budget. The indicative budget was endorsed at the 25 May Ordinary Council Meeting, subject to adoption of the 2021/22 annual budget.

Account Number	1066 100 10 10078 7901	Operating
Account Description	Event Sponsorship	
Total Budget	$1,000,000	
Budget – This report	$500,115	
Remaining Budget	$499,885*	
Budget Impact	Accommodated in proposed budget	

36. The remaining budget will be allocated to Event Sponsorship Round 2 2021/22 (allocation estimate $299,885) and to the Events and Activation Quick Response Grant Program (allocation estimate $200,000).

Relevant Documents

Event Sponsorship Guidelines 2021/22

2025 Events Strategy

Relevant Documents

Nil.

Further Information

Following the Agenda Briefing Session held on 22 June 2021, further information is provided:

37. 2021 Australian Master Games Central

    a. There was an error in the dates of 2021 Australian Master Games Central in the Agenda Briefing Session documentation (incorrect month). The dates now read 'Thursday, 7 October – Saturday, 16 October 2021'.

38. AFL Masters

    a. AFL Masters have arrangements with the following hotels: QT Perth, Hyatt, Quest Apartments, Hotel Ibis East Perth, Quay Perth, Pan Pacific Perth, Perth City Waters, Pier 21/Tradewinds, Comfort Hotel Perth, Perth Central Caravan Park, Hillarys Harbour Waterfront Apartments, Hyatt, The Peninsula Riverside Apartments – South Perth, Crowne Plaza.

    b. The AFL Masters event has requested a different level of support from other applicants, majority being in-kind support for City fees and charges, and a small cash component.

39. Perth Pride Parade

    a. The $7,000 for the City-led production of a City of Perth Pride Parade float has historically been allocated to an alternative operational budget. This is a direct cost to the City resulting from the sponsorship agreement. Including this in the sponsorship funding amount is the most transparent way to document the in-kind costs. In future, Pride WA would be required to request this funding as part of their application.

    b. The cost of the City-led production of a City of Perth Pride Parade float is a direct cost to the City resulting from the sponsorship agreement. This is the most transparent way to document the in-kind costs, as we have done for other City fees and charges.

40. Perth International Jazz Festival

    a. The following was considered when recommending sponsorship for the Perth International Jazz Festival:

        i. Available budget

        ii. Previous years funding requests

        iii. Delivery of new event components in this year's festival program

        iv. Budget allocation for COVID-19 health measures.

    b. The amount recommended to support Perth International Jazz Festival is an increase in $12,000, from the previous year's funding and is proposed to assist with the delivery of three new festival components, marketing the festival and COVID-19 health measure implementation. The applicant expects a total of 5000 attendees to the festival, inclusive of new event components. The three new components propose a total increase of 530 attendees. This is a 10% increase in attendance for a 40% increase in requested support. As such, the recommended amount is not expected to impact the successful delivery of the event.

41. Perth Chinese New Year

    a. The following was considered when recommending sponsorship for the Chinese New Year's event:

        i. Available budget

        ii. Previous years funding request

        iii. Budget allocation for COVID-19 health measures

        iv. Event venue and reduction in traffic management requirements

        v. The new Zodiac Garden component.

    b. The 2022 Chinese New Year activities will be held at Perth Cultural Centre for the second year and will not require traffic management, which was required in 2020 and years prior. In 2021, the applicant anticipated increased costs due to COVID-19 and the implementation of new health requirements. The panel considered this for 2022 but also considered the reduction in traffic management and the event being delivered at the same venue for the second year, which is expected to reduce operational costs. As such, the recommended amount is not expected to impact the successful delivery of the event.

42. A calendar is currently under development as part of the 2025 Events Strategy portfolio approach. The City is investigating a solution which can be incorporated into a website page that promotes a new future-focussed, holistic event planning approach.

43. All events are scheduled to take place in the 2021/22 financial year; therefore, payments will be allocated to the 2021/22 budget.

44. Recommendations for multi-year funding has budget implications for future financial years. The 2021/22 budget is yet to be adopted by Council, as a result, the panel do not yet have a clear indication of budget scope for 2022/23 and 2023/24 and multi-year funding has not been recommended in this round. Once the 2021/22 budget is adopted, the panel can make informed recommendations for multi-year funding for future sponsorship and grant rounds.

Attachment A: Detailed Officer Assessment - Event Sponsorship Round 1 FY 2021/22

2021 Australian Masters Games

Applicant Details

Applicant Name	Unisport Australia Limited
Entity Name	Unisport Australia Limited
Entity Type	Australian Public Company
ABN	22 634 634 319
ABN status	Active
ATO Endorsed Charity type	Not endorsed

Applicant Description

1. UniSport Australia Limited (UniSport) is the peak governing body of university sport in Australia.

2. UniSport is a not-for-profit, membership-based organisation representing in excess of 1 million students from 43 member universities across Australia. UniSport aims to promote and foster the importance of university sport as an integral part of university life.

3. UniSport has the primary focus to:
   (a) provide expertise and leadership in university sport through the delivery and integration of national policy that enhances and facilitates opportunities for competitive participation in sport for students at regional, national and international levels; and
   (b) lobby and represent the voice of the UniSport Australia Limited members and the sporting needs of Australia's university students.

4. In coordination with their members, and state and national sporting organisations, UniSport operates an array of regional, national and international sporting programs. With more than 40 sports in national championship format, UniSport hosts large university sporting competitions and represents student-athlete participation nationally.

Event Details

Sponsorship Category	Commercial Stream
Project title	2021 Australian Masters Games
Project date	7 - 16 October 2021

Venue	50 sports in State/National standard venues across the Perth Metropolitan area Forrest Place (Games Central) Optus Stadium (Opening Ceremony) Coast, Port Beach (Mid-week Function) WA Museum Boola Bardip (Closing Ceremony)
Estimated attendance	9,000
Ticket price	Spectators: Free Participant: Games Fee $145 ($135 for participants aged 70+) plus Sports Fee (varies per individual sport)
Total project cost	$2,876,596
Total amount requested	$50,000 (excl. GST) as follows: • $35,000 (Cash contribution); and • $15,000 (In-kind support for City's fees and charges) (2% of the total project budget)
Multiple Year Request	N/A
Recommendation	**APPROVE**
Recommended amount	$45,000 (excl. GST) as follows: • $35,000 (Cash contribution); and • $10,000 (In-kind support for City's fees and charges) (2% of the total project budget)
Assessment score	59.25 out of 70 (84.66%)

Event Description

5. The Australian Masters Games was created by the Confederation of Australian Sport in 1987 as a week-long festival of sport that brings together participants over the age of 30 years, regardless of background and ability, from around Australia, to enjoy an extensive sport and social program.

6. In 2021, it will be the 18th year the Games has been held. It will be the second year the Games has been held in Perth, with the last time being 1993.

7. The 2021 Games is facilitated through a service agreement between the Confederation of Australian Sport and UniSport.

8. The 2021 Games is supported by the State Government through Tourism WA and is set to generate a significant boost for Perth's local economy, with an anticipated direct economic impact in excess

of $10 million. The Games will also recruit approximately 1,000 volunteers to assist with the Games and sport services throughout the event.

9. The primary aim of the Games is to encourage and engage the masters sport demographic in ongoing activity that is beneficial to long-term health and wellbeing.

10. The Games will be held between Saturday 9 October and Saturday 16 October 2021 and include the following components:

2021 AMG Games Central

Date:	Thursday 7 October – Saturday 16 October 2021
Venue:	Forrest Place (with temporary infrastructure)
Anticipated Attendance:	7,000
Ticket Price:	Free
The applicant will work with Tourism WA, Destination Perth, Activate Perth and City Officers to leverage and activate city spaces to create a vibrant, memorable event experience for the Games participants and spectators. The applicant will activate Forrest Place, with Games Central - the heart of the Games, bringing together participants from all sports in a central location. All the Games participants (anticipated 6,000-8,000 participants) will be required to visit Games Central at least once throughout the event period to collect their event accreditation and Games Kit bag from the Games Accreditation Centre. As well as the Games Accreditation Centre, the Games Central will also include: • Visitor Information Service; • Games Merchandise Store (noting some satellite stores will also be in operation at sports venues); • Medal Engraving Service; • Customer Service Desk; and • In addition to the three social events (Opening Ceremony, Mid-Week Ceremony and Closing Ceremony), the applicant will be partnering with surrounding venues to ensure a distinctive social experience for every day of the Games.	

2021 AMG Opening Ceremony

Date:	Saturday 9 October 2021
Venue:	Optus Stadium, Burswood
Anticipated Attendance:	2,500
Ticket Price:	Free
Games participants will be welcomed to Perth at Optus Stadium with a Welcome to Country. Following official proceedings, participants will get to walk on the turf in the traditional parade	

of athletes. After the parade comes to an end, the Optus Stadium light show, and a live concert will commence.

2021 AMG Mid-Week Function

Date:	Wednesday 13 October 2021
Venue:	Coast, Port Beach
Anticipated Attendance:	1,250
Ticket Price:	Free
Games participants will be provided with a mid-competition social event to experience a West Australian sunset with entertainment by an acoustic band.	

2021 AMG Closing Ceremony

Date:	Saturday 16 October 2021
Venue:	WA Museum Boola Bardip
Anticipated Attendance:	2,000
Ticket Price:	Free
Games participants are provided with the opportunity to experience the new WA Museum Boola Bardip at the Closing Ceremony.	

11. The applicant will deliver an integrated marketing and communications plan to ensure maximum attendance and engagement using the combined assets of print and digital.

COVID Contingency Plan

12. The applicant has submitted information to the City as to how they would adapt the event should COVID restrictions be reinstated and what measures that they would put in place to ensure the health and safety of attendees and staff.

Previous Support and Acquittals (5-year period)

13. The City has not previously supported this applicant.

Sponsorship Recognition

1. In addition to the broader benefits of the sponsorship outlined above, the applicant will provide the following opportunities for acknowledgement of the City's support for the requested $50,000:
   (a) City of Perth will be acknowledged as the Principal City Partner;
   (b) Access to the event for the City's Digital team to produce content at the City's cost;
   (c) Events/Activations:
      (i) Forrest Place will be activated through the Games Central;

(ii) At least three sports will be held at venues within the city (e.g. Indoor Rowing, Boxing, Powerlifting);
(iii) At least one of Games special events (i.e. Closing Ceremony at WA Museum Boola Bardip) to be held within the city;
(iv) At least one Dine Perth scheduled event will be held on the Games Social Program (date to be determined); and
(v) Dedicated space to carry out an on-site pop-up activation at Games Central (date to be determined).

(d) Product Sales and Sampling:
(i) City of Perth can provide a coupon, information or sample/gift in participant kit bag; a prize for event promotions; and city businesses the ability to promote themselves to Games participants and spectators at the Games Entertainment Club.

(e) Branding:
(i) City of Perth logo on sponsor banner on website home page, digital Games Guide (distributed to all participants), official Games' workforce guide, Games' EDM publication, Games' official accreditation pass, post-event email/ survey to participants and all marketing collateral produced for the Games including but not limited to: general poster, postcards and host venue signage; and
(ii) City of Perth website (with link) on sponsor page on website.

(f) Advertising:
(i) City full page advertisement in digital Games Guide (distributed to all participants);
(ii) Perth destination specific page on the Games website and will be edited with City of Perth information;
(iii) Perth destination content in four EDM publications leading up to and during the Games;
(iv) Four social media posts (Facebook and Instagram) leading up to and during the Games;
(v) City destination video (provided by City of Perth) posted to Games YouTube channel; and
(vi) City to feature in Games promotional video on event website.

(g) Signage:
(i) Games signage will include City of Perth logo;
(ii) City signage to be displayed at Games Central; and
(iii) Games Central venue signage (size and format to be negotiated) to include City of Perth logo.

(h) Corporate Hospitality and Participation:
(i) City representative provided with the opportunity to attend the Games, 100 Days to Go Event, Opening and Closing Ceremonies and Games VIP functions;
(ii) City representative provided with the opportunity to attend and present medals to participants at sport competitions; and
(iii) City of Perth will be acknowledged as a Games Partner at each of the special events (i.e. signage, video display and MC mention).

(i) Research and Evaluation
(i) City of Perth has the opportunity to add a bespoke question in the post-event participant survey.

Event Sponsorship – Commercial Stream Assessment Scorecard

14. The application was assessed in accordance with Policy 18.13 and revised Policy 4.3, under the 2021/22 Event Sponsorship Guidelines.

15. The application was assessed by a four-person assessment panel. Scoring has been averaged for each outcome that was addressed.

16. Applicants were required to address a minimum number of criteria based on the amount request.
    (a) $20,00 and under (Address three of the essential criteria)
    (b) Over $20,000 (Address ALL of the essential criteria)

17. The application has received an assessment score above the 50% minimum threshold required for support. The assessment score of 84.66% is considered very high and indicates a good alignment with the objectives of the program.

Essential Assessment Criteria	Score (max 5)
To what extent does the event help encourage a sense of community, provide opportunities for the community to connect and strengthen social cohesion?	4.38
To what extent does the event enhance the City's reputation and position Perth as a great place to be?	4.25
To what extent does the event activate the City with vibrant activity, prioritising public spaces?	4.12
Does the event stimulate the local economy and provide opportunities for engagement with local businesses?	4.50
Does the event contribute to a unique tourism offering for local, national and international audiences?	4.50
Sub-total 21.75 out of 25	
Mandatory Criteria *Applicants were required to address all four mandatory criteria.*	Score (max 5)
To what extent does the event celebrate diversity and demonstrate an inclusive approach?	4.38
To what extent are environmental and sustainable practices integrated into the event?	4.12
Does the event acknowledge or celebrate Aboriginal culture?	3.00
To what extent does the event promote feelings of safety and security in the city?	4.00
Sub-total 15.50 out of 20	
COVID-19 Risk Mitigation	Score (max 5)
Does the event have measures in place to ensure the health and safety of attendees and staff at the event?	4.25
Does the applicant have a reasonable and realistic contingency plan should restrictions on large gatherings be enforced at the time of the event?	4.38

Sub-total 8.63 out of 10	
Event Delivery	Score (max 5)
Does the applicant have a demonstrated capacity to manage all aspects of the event?	4.50
Does the event demonstrate financial viability through evidence of support from other government agencies, business or community organisations?	4.25
Does the event offer an adequate level and value of sponsorship benefits?	4.63
Sub-total 13.38 out of 15	
TOTAL ASSESSMENT SCORE: 59.26 out of 70 (84.66%)	

Assessment Panel Comments

18. It is recommended to support the event for the cash amount requested of $35,000 and for a reduced in-kind amount of $10,00 based on a more accurate estimation of City fees and charges for asset and venue hire.

19. The Australian Masters Games is a major event, attracting a large cohort of participants and visitors from interstate to Perth for a week of sports and events. This is the second time the event will be held in Perth in 18 years. The Australian Masters Games have predominantly been held in east coast cities, and Perth has the opportunity to host it in 2021.

20. Significant consideration and detail has been put into the event and submission. The evidence of previous Australian Masters Games show that a large portion of visitors will stay close to the Games Central (which is being proposed for Forrest Place), which will generate great economic benefit for hotels, restaurants, bars and retail within the City of Perth. The applicants have estimated an economic impact of $10 million for all of Perth.

21. The event offers great opportunities for profile leverage, generating content for social and digital channels. This will require substantial work from the Sponsorship and Communications teams to deliver the partnership benefits. Organisers have a comprehensive marketing plan to promote Perth as well as get businesses involved in promoting their restaurants and bars with 'Dine Out' specials.

22. The event aligns with the City's vision for inclusion, social cohesion and participation, and vibrancy. The City of Perth will be its 'heart' of the event and will deliver significant positive economic, social and cultural outcomes for the community.

23. The event offers a unique opportunity to activate the city and multiple public spaces. A great opportunity for the community to participate in and experience their city.

24. There is currently no events and activations allocation for sponsorship leveraging in the draft 2021/22 budget. In future years, should the event be held again in Perth, it would be a great initiative to allocate $10,000 to activations to produce some collateral for the participants bags, and/or to set up activations/information at Games Central in Forrest Place.

25. Applicant has secured the support of five other local councils and are seeking support from four others. The City of Perth would be the major Local Government sponsor and is also likely to see the greatest economic benefit as well as showcasing the capital city in terms of tourist attractions, places to stay and places to dine out.

Perth Pride Parade

Applicant Details

Applicant Name	Pride Western Australia Incorporated
Entity Name	Pride Western Australia Incorporated
Entity Type	Other Incorporated Entity
ABN	90 651 546 992
ABN status	Active
ATO Endorsed Charity type	Not endorsed

Applicant Description

1. Pride Western Australia Inc (Pride WA) has been part of the Western Australian community since 1989.

2. Pride WA grew out of a community movement protesting laws that actively discriminated against members of the community and evolved to incorporate a festival and events calendar. The Pride Community includes lesbian, gay, bisexual, transgender, intersex, queer (LGBTQI), other people of diverse sexuality and gender, and their supporters.

3. Following extensive research and consultation, Pride WA is committed to providing a platform by which the Pride Community can showcase their talents and continue to champion their rights and freedoms. The strategic plan developed through this process aims to ensure that Pride WA continues to be a viable and sustainable organisation, committed to strong governance, well connected to its community and working in partnership with others.

4. Pride WA's mission and principal purpose is to encourage and promote community, culture and the arts in Western Australia by celebrating the community, unique talents and identities of the sexually and gender diverse community.

5. Pride WA's public charitable objectives are:

   (a) to promote and provide a platform for WA's LGBTQI+ community to showcase their talents and unique voices through cultural expression at Pride WA events;

   (b) to celebrate the diversity and cultural expression of WA's LGBTQI+ community;

   (c) to improve the self-esteem, health status and representation of the Pride Community in the public sphere;

   (d) to make more visible the meaningful and positive contribution WA's LGBTQI+ community makes to the wider community; and

   (e) to conduct fundraising activities to ensure the development and implementation of their aims and objectives.

Project Details

Sponsorship Category	Community Stream
Project title	Perth Pride Parade
Project date	20 November 2021, 5pm – 11:59pm
Venue	Aberdeen Street, William Street, James Street, and Russell Square, Northbridge
Estimated attendance	28,000
Ticket price	Free – Spectators Participants: $25 - Individuals $350 - Non-funded community groups $500 - Funded community groups $1,500 - Corporations
Total Project Cost	$233,900
Total amount requested	$55,000 (excl. GST) per annum - cash contribution (26% of the total project budget)
Multiple Year Request	Seeking a three-year Event Sponsorship
Recommendation	**APPROVE a one-year Event Sponsorship**
Recommended amount	$62,000 (excl. GST), as follows: • $48,000 (Cash contribution); and • $14,000 (In-kind support for City's fees and charges and City-led production of a City of Perth Pride Parade float) (26% of the total project budget)
Assessment score	54.63 out of 65 (84.08%)

Project Description

6. PrideFEST in WA's largest and longest running LGBTIQ+ celebratory festival of equality and diversity focusing on arts, culture and community.

7. The month-long festival culminates in the Pride Parade which is the biggest street parade on WA's calendar. The event has been run 30 years consecutively. The 2020 PrideFest was cancelled due to COVID-19.

8. The Perth Pride Parade is the flagship event on the PrideFEST calendar which sees the LGBTQI+ community take to the streets of Northbridge to celebrate diversity in all forms, queer culture and the artistic creations of the community.

9. The Perth Pride Parade is the final large celebration in the two-week long PrideFEST calendar. Once the parade has concluded, a range of events in Northbridge will commence into the night including events at the Court Hotel and Connections Nightclub.

10. In 2019 the Perth Pride Parade attracted approximately 28,000 people into Northbridge to take part and observe the event. It attracted people of all ages, from young children to elder members of the community. It also attracted people from various demographics, including families.

11. The applicant states the Perth Pride Parade brings an economic benefit to Perth city of approximately $4 million, supporting local restaurants, bars and nightclubs in Northbridge and surrounding precincts.

12. The applicant will utilise an extensive marketing campaign including online print, TV and radio and social media.

COVID Contingency Plan

2. The applicant has submitted information to the City of Perth as to how they would adapt the event should COVID restrictions be reinstated and what measures that they would put in place to ensure the health and safety of attendees and staff.

Previous Support and Acquittals (5-year period)

Year	Amount	Project
2016/17	$55,000	PrideFEST 2016
2017/18	$50,000	PrideFEST 2017
2018/19	$55,000	PrideFEST 2018
2019/20	$65,000	PrideFEST 2019
2020/21		PrideFest 2020 ($65,000 approved by Council but event cancelled due to COVID-19)
TOTAL	**$225,000**	

13. The City of Perth has received an acquittal for the previous support and City Officers can confirm that all previous funding has been satisfactorily acquitted.

Sponsorship Recognition

14. In addition to the broader benefits of the sponsorship outlined above, the applicant will provide the following opportunities for acknowledgement of the City's support for the requested sponsorship of $62,000:
    (a) City of Perth will be acknowledged as Principal Partner;
    (b) City of Perth logo on all event promotional material including on the PrideFEST sponsorship grid, Pride WA website and social media;

(c) City of Perth signage at Pride WA owned events;
(d) City of Perth will be acknowledged on Pride WA's social media accounts which in total has over 21,000 followers;
(e) City of Perth will be acknowledged in event speeches as Principal Partner; and
(f) Access to the event for the City of Perth Digital team to produce content at the City's cost.

Event Sponsorship – Community Stream Assessment Scorecard

15. The application was assessed in accordance with Policy 18.13 and revised Policy 4.3, under the 2021/22 Event Sponsorship Guidelines.

16. The application was assessed by a four-person assessment panel. Scoring has been averaged for each outcome that was addressed.

17. Applicants were required to address a minimum number of criteria based on the amount request.
    (a) $20,00 and under (Address **three** of the essential criteria)
    (b) Over $20,000 (Address **ALL** of the essential criteria)

18. The application has received an assessment score above the 50% minimum threshold required for support. The assessment score of 84.08% is considered very high and indicates a good alignment with the objectives of the program.

Essential Assessment Criteria	Score (max 5)
To what extent does the event help encourage a sense of community, provide opportunities for the community to connect and strengthen social cohesion?	4.75
To what extent does the event enhance the City's reputation and position Perth as a great place to be?	4.63
To what extent does the event activate the City with vibrant activity, prioritising public spaces?	4.63
Does the event stimulate the local economy and provide opportunities for engagement with local businesses?	4.25
Sub-total 18.26 out of 20	
Mandatory Criteria *Applicants were required to address all four mandatory criteria.*	Score (max 5)
To what extent does the event celebrate diversity and demonstrate an inclusive approach?	5.00
To what extent are environmental and sustainable practices integrated into the event?	4.00
Does the event acknowledge or celebrate Aboriginal culture?	3.50
To what extent does the event promote feelings of safety and security in the city?	4.25

	Sub-total 16.75 out of 20
COVID-19 Risk Mitigation	Score (max 5)
Does the event have measures in place to ensure the health and safety of attendees and staff at the event?	4.25
Does the applicant have a reasonable and realistic contingency plan should restrictions on large gatherings be enforced at the time of the event?	4.25
	Sub-total 8.50 out of 10
Event Delivery	Score (max 5)
Does the applicant have a demonstrated capacity to manage all aspects of the event?	4.63
Does the event demonstrate financial viability through evidence of support from other government agencies, business or community organisations?	2.63
Does the event offer an adequate level and value of sponsorship benefits?	3.88
	Sub-total 11.14 out of 15
	TOTAL ASSESSMENT SCORE: 54.65 out of 65 (84.08%)

Assessment Panel Comments

19. Pride Parade is an iconic celebration of diversity, that has been held in Perth for 30 years and is the second largest in Australia, second to Sydney.

20. The parade encourages participation and promotes inclusivity, positioning Perth city as a welcoming, progressive city that believes in equality and wants to actively support the LGBTQIA+, by celebrating diverse and minority groups within the community.

21. The event creates vibrancy in the public realm, throughout Northbridge streets, is free to attend, and attracts approximately 28,000 people, into the city and Northbridge. The high visitation will ensure significant economic benefit to local businesses, retailers, hotels and parking revenue.

22. In 2019, the City of Perth actively participated in the parade, which was a great initiative and made visible the City's contribution to supporting Pride. The City produced collateral such as t-shirts, signage, float and decorations to support the event and staff participating and exhibiting in the parade, positioning the City as an active supporter.

23. It is recommended that the City supports Pride Parade for the amount of $48,000 cash, and $14,000 in-kind. The recommended in-kind sponsorship amount comprises of $7,000 for City of Perth fees and charges (not accounted for in the original application) and $7,000 for the City-led production of a City of Perth Pride Parade float.

24. The proposed sponsorship benefits have reduced from previous years however the sponsoring the event still provides economic, cultural and social benefits to the community.

Perth International Jazz Festival

Applicant Details

Applicant Name	Perth International Jazz Festival Inc
Entity Name	Perth International Jazz Festival Inc
Entity Type	Other Incorporated Entity
ABN	75 894 817 520
ABN status	Active
ATO Endorsed Charity type	Charity

Applicant Description

1. The Perth International Jazz Festival is a not-for-profit incorporated association that runs an annual three-day Jazz Festival in the CBD of Perth and Northbridge. The 2021 Festival will be the ninth year it has been held.

2. The Festival's vision is to produce a world class Jazz Festival in Perth that will be recognised internationally as the leader in the Australasian region and therefore worthy as a destination festival experience.

3. The Festival aims to produce an international music event:
   (a) of the highest quality, where local artists and emerging talent can perform alongside the leaders in the world;
   (b) that engages the local community and create economic benefit;
   (c) that enhances the vibrancy and attractiveness of Perth city; and
   (d) which develops the association to have a national and international footprint.

4. The 2021 Festival is delivered in partnership with the applicant and Georgina Holst, an experienced event manager and producer.

Project Details

Sponsorship Category	Community Stream
Project title	Perth International Jazz Festival
Project date	6 September 2021 – 26 November 2021
Venue	Cathedral Square Forrest Place Murray and Hay Street Malls

	Northbridge Piazza WA Museum Boola Bardip State Theatre Centre Courtyard The Rechabite Alex Hotel
Estimated attendance	5,000
Ticket price	Ranging from $20 to $70, with some free events, detailed under project description.
Total Project Cost	$256,300
Total amount requested	$69,226 (Excl. GST) per annum, as follows: • 60,000 (Cash Contribution); • $9,226 (In-kind support for City's fees and charges) (27% of the total project budget)
Multiple Year Request	Seeking a 3-year Event Sponsorship
Recommendation	**APPROVE a one-year Event Sponsorship**
Recommended amount	$40,000 (excl. GST) per annum – cash contribution (16% of the total project budget)
Assessment score	53.63 out of 65 (82.50%)

Project Description

5. The Perth International Jazz Festival is a three-day music event featuring a series of high-quality music events with a focus on jazz music and associated music styles.

6. The 2021 Festival will be made up of a series of ticketed and non-ticketed performances, community events, educational workshops and artist talks.

7. The 2021 Festival has added to the 2020 event venues of The Rechabite and the Perth Cultural Hub as the festival hub, to include Cathedral Square and WA Museum, as well as hosting education workshops and community stage in Forrest Place.

8. Ticketed components that comprise the 2021 Festival are as follows:

Perth International Jazz Festival Gala Fundraiser Concert/Festival Launch

Date:	21 September 2021
Venue:	The Rechabite
Anticipated Attendance:	150
Ticket Price:	$75

For this event the Jazz Festival will collaborate with venue partner, The Rechabite, to put on a fundraiser event in launch the Festival and give people a taste on what to expect at the Festival with performance experiences.

Cathedral Square Jazz Picnics

Date:	5 November 2021
Venue:	Cathedral Square
Anticipated Attendance:	180
Ticket Price:	$35
The Festival weekend will open in the afternoon of Friday 5 November 2021, with a Cathedral Square Jazz Picnic (12-2pm) and an early evening Cathedral Square Gin and Jazz (3-5pm) event in collaboration with Assembly & Co. These relaxed but sophisticated events will activate Cathedral Square with live jazz, food and drinks for audiences to experience on picnic rugs, chairs, high tables and bean bags.	

Northbridge Piazza Stage

Date:	6 November – 7 November 2021
Venue:	Northbridge Piazza
Anticipated Attendance:	800
Ticket Price:	Free and ticketed: $25 – Adult $20 - Concession
This stage will provide a series of free and ticketed concerts throughout the days on the Saturday and Sunday of the Festival weekend. This stage will be managed in collaboration with the Northbridge Brewing Company to activate an outdoor day time Festival stage with access to a bar and food.	

The Rechabite Ticketed Program

Date:	5 November – 7 November 2021
Venue:	The Rechabite
Anticipated Attendance:	1,500
Ticket Price:	$30 – Adult $20 – Concession and Child
The Rechabite will host the Festival's main ticketed program, aimed for the more serious jazz listening audiences. The program will run on the evenings of the Festival weekend and will utilise the two performance spaces in the venue - The Rechabite Hall and the Goodwill Club. The evening performances will be staggered throughout the evening, so audience members can see multiple concerts and enjoy the food options within Northbridge.	

Swimming Solo

Date:	6 - 7 November 2021
Venue:	WA Museum Boola Bardip
Anticipated Attendance:	200
Ticket Price:	$25 – Adult $20 – Concession and Child
The newly developed Hackett Hall at the WA Museum Boola Bardip will be used for a program of solo instrumentalists and improvisors to interact with the acoustics of the historic space. The program will tie into the history of the space. Soloists will be positioned in the centre of the hall, under the great whale, with audience surrounding them. This aims to be an intimate and special musical experience.	

9. Free components that comprise the event are as follows:

Opening Night Concert

Date:	5 November 2021
Venue:	State Theatre Centre, Courtyard
Anticipated Attendance:	550
Ticket Price:	Free
In collaboration with RTR FM, the program will include three performances throughout the night: • An emerging WA jazz group (TBC) to be broadcast live on RTR FM as part of their Drive Time Courtyard Session; • A live interactive international performance with Danish trio, Tinman and the Telephone. The trio will be performing live in Amsterdam while Perth audiences interact musically with them, in real time, via their purpose made smart phone app; and • Richard Walley's 6 Seasons: a music/narrative performance is the story of the indigenous 6 seasons, narrated and told by Richard Walley and performed by Junkadelic Brass band.	

Forrest Place Community Stage

Date:	6 - 7 November 2021
Venue:	Forrest Place
Anticipated Attendance:	1,200
Ticket Price:	Free
The stage will provide a series free concerts and artist Q&A's throughout the days of the festival weekend. This stage will feature and promote the talent at ECU/WAAPA, presenting current students, alumni and staff members. In between performances, Artist in Conversations	

and Questions and Answers will be held to keep audiences engaged between band set ups and aims to add an extra layer of interest in the jazz genre.

10. The applicant will utilise an integrated marketing campaign through the assets of digital, print, social media and radio as well as online screen presence at Forrest Place, Northbridge Piazza and possibly Yagan Square.

COVID Contingency Plan

11. The applicant has submitted information to the City of Perth as to how they would adapt the event should COVID restrictions be reinstated and what measures that they would put in place to ensure the health and safety of attendees and staff.

Previous Support and Acquittals (5-year period)

Year	Amount	Project
2016/17	$25,000	2016 Perth International Jazz Festival
2017/18	$25,000	2017 Perth International Jazz Festival
2018/19	$25,000	2018 Perth International Jazz Festival
2019/20	$28,000	2019 Perth International Jazz Festival
2020/21	$28,000	2020 Perth International Jazz Festival
TOTAL	**$131,000**	

12. The City of Perth has received an acquittal for the previous support and City Officers can confirm that all previous funding has been satisfactorily acquitted.

Sponsorship Recognition

13. In addition to the broader benefits of the sponsorship outlined above, the applicant will provide the following opportunities for acknowledgement of the City's support for the requested $69,226:
    (a) City of Perth will be recognised as Community Presenting Partner;
    (b) Deputy Lord Mayor, or agreed City of Perth Representative provided with the opportunity to officially open the Festival;
    (c) City of Perth logo will be acknowledged on all event promotional material and event website;
    (d) City of Perth will be acknowledged on Festival social media, EDM's and printed publications;
    (e) City of Perth will be provided with extensive cross-promotional opportunities between The Ellington Jazz Club, The State Theatre Centre, Perth Theatre Trust, City of Vincent and the Festival. The applicant anticipates this will equate to an additional 20,000 more potential attendees to the Festival;
    (f) City of Perth will be recognised and logo included on Festival sponsors/partners page on website;
    (g) Opportunity to display City of Perth signage at the event; and
    (h) Access to the event for the City of Perth Digital team to produce content at the City's cost.

Event Sponsorship – Community Stream Assessment Scorecard

14. The application was assessed in accordance with Policy 18.13 and revised Policy 4.3, under the 2021/22 Event Sponsorship Guidelines.

15. The application was assessed by a four-person assessment panel. Scoring has been averaged for each outcome that was addressed.

16. Applicants were required to address a minimum number of criteria based on the amount request.
    (a) $20,00 and under (Address **three** of the essential criteria)
    (b) Over $20,000 (Address **ALL** of the essential criteria)

17. The application has received an assessment score above the 50% minimum threshold required for support. The assessment score of 82.50% is considered high and indicates a good alignment with the objectives of the program.

Essential Assessment Criteria	Score (max 5)
To what extent does the event help encourage a sense of community, provide opportunities for the community to connect and strengthen social cohesion?	4.13
To what extent does the event enhance the City's reputation and position Perth as a great place to be?	4.25
To what extent does the event activate the City with vibrant activity, prioritising public spaces?	4.25
Does the event stimulate the local economy and provide opportunities for engagement with local businesses?	3.75
Sub-total 16.38 out of 20	
Mandatory Criteria *Applicants were required to address all four mandatory criteria.*	Score (max 5)
To what extent does the event celebrate diversity and demonstrate an inclusive approach?	4.25
To what extent are environmental and sustainable practices integrated into the event?	4.38
Does the event acknowledge or celebrate Aboriginal culture?	4.12
To what extent does the event promote feelings of safety and security in the city?	4.25
Sub-total 17.00 out of 20	
COVID-19 Risk Mitigation	**Score (max 5)**

Does the event have measures in place to ensure the health and safety of attendees and staff at the event?	4.25
Does the applicant have a reasonable and realistic contingency plan should restrictions on large gatherings be enforced at the time of the event?	4.00
Sub-total 8.25 out of 10	
Event Delivery	Score (max 5)
Does the applicant have a demonstrated capacity to manage all aspects of the event?	4.88
Does the event demonstrate financial viability through evidence of support from other government agencies, business or community organisations?	3.12
Does the event offer an adequate level and value of sponsorship benefits?	4.00
Sub-total 12 out of 15	
TOTAL ASSESSMENT SCORE: 53.63 out of 65 (82.50%)	

Assessment Panel Comments

18. The Perth International Jazz Festival is a growing festival that supports local talent, artists, city retailers, and businesses.

19. The festival offers different experiences, at free to affordable price points, across multiple venues throughout the City and Northbridge neighbourhoods. Experiences range from free community events attracting a larger attendance, to boutique and niche ticketed experiences. Free events encourage new audiences to experience the jazz culture.

20. The applicant has requested a significant increase in sponsorship from previous years. Increased sponsorship will support the applicant's marketing capacity and the ability to increase interest and attendance. With a strong focus on promotion and marketing the festival has potential to grow and increase in attendance, footprint, and in future years aims to attract interstate and international artists.

21. It is recommended that the City increase the level of support from previous years with the aim to support the growth of the event. The recommendation is to support the event with a cash contribution of $40,000. Based on the information provided in the sponsorship application, the in-kind request far exceeds the estimated City Fees and Charges. In-kind support is not recommended in this instance.

22. The applicant's in-kind support request was not accurate due to the inclusion of costs to use privately managed assets and venues. It is recommended that the applicant make contact with privately managed venues and assets to seek support.

23. The value of the increased sponsorship should be measured following the 2021 event, with a focus on measuring the attendance. Measurable data should be supplied by applicant in each year as part of the annual acquittal process, and the agreement reviewed for years two and three accordingly.

AFL Masters National Carnival Perth 2021

Applicant Details

Applicant Name	AFL Masters WA
Entity Name	AFL Masters WA Incorporated
Entity Type	Other Incorporated Entity
ABN	22 826 208 229
ABN status	Active
ATO Endorsed Charity type	Not endorsed

Applicant Description

1. AFL Masters WA was established by the West Australian Football Commission in 1982 as a sporting association to represent male and female AFL players over the age of 32 years old in Western Australia.

2. AFL Masters WA is an affiliate association of the West Australian Football Commission, and a member of AFL Masters National that oversees 42 affiliate clubs with over 3,500 participants across Western Australia.

3. AFL Masters is football designed to allow mature players the opportunity to participate safely in the sport of AFL and to compete with similarly aged players while being physically, mentally and socially active.

Project Details

Sponsorship Category	Community Stream
Project title	AFL Masters National Carnival Perth 2021
Project date	25 September – 2 October 2021
Venue	Langley Park Back (Northern) Oval at Optus Stadium Fremantle Oval (Thursday evening only)
Estimated attendance	2,500
Ticket price	Spectators: Free Participants: $295 per person to AFL Masters National, includes umpires, game fees, administration and final function fees
Total Project Cost	$600,000
Total amount requested	$50,000 (excl. GST) as follows:

	• $10,000 (Cash Contribution); and • $40,000 (In-kind support for City's fees and charges) (8% of the total project budget)
Multiple Year Request	N/A
Recommendation	**APPROVE**
Recommended amount	$50,000 excl. GST) as follows: • $10,000 (Cash Contribution); and • $40,000 (In-kind support for City's fees and charges) (8% of the total project budget)
Assessment score	50.63 out of 65 (77.89%)

Project Description

4. The AFL Masters National hold an annual National Carnival in a different location across Australia. The 2021 event will the National Carnivals 40th anniversary.

5. The applicant states the AFL Masters National Carnival is one of the largest mass participation male and female football event with 1,400 – 1,500 participants (players, officials, and travelling families) and generates an economic impact for a host city and region estimated to in excess of $4 million - $4.5 million during the eight days of the National Carnival.

6. In 2020, AFL Masters WA was awarded the opportunity to host the National Carnival. Due to COVID19, the 2020 National Carnival was postponed to 2021. The AFL Masters National Carnival was last held in Perth in 2003. The 2021 National Carnival will be held from Saturday 25 September to Saturday 2 October 2021.

7. The main component for the National Carnival will be competition games for both men and women. These games will be played during the day and at night at Langley Park. There will be a handful of games that, due to scheduling, will be held on the community oval next to Optus Stadium. The age categories participating in the National Carnival are:

   (a) Men: Over 35's, Over 40's, Over 45's, Over 50's, Over 55's and Over 60's; and

   (b) Women: Over 34's and Over 40's.

8. Langley Park will be the main hub for the National Carnival. The applicant states Langley Park will be set up to host games on four ovals, over seven timeslots per day which will equate to 56 teams plus spectators being in the city at one time, overlooking the Swan River.

9. In addition to the competition games, the National Carnival will include the additional components:

   (a) Meet and Greet Function at Langley Park (anticipated attendance of 1,000);

   (b) AFL Masters National Delegate meeting which will see 25 people from all States;

(c) Indigenous Exhibition Game at Fremantle Oval;

(d) Over 60's Legends Exhibition Game at Langley Park;

(e) Hall of Fame Cocktail Function (anticipated attendance of 250);

(f) Final Presentation Night Function at Optus Stadium will overlook the city at night (anticipated attendance of 1,750); and

(g) A range of social events including a golf day, winery tours in the Swan Valley, Swan River cruise high tea, Gloucester Park race night, family fun day at Rottnest Island, kicking competitions and more for participants throughout the National Carnival.

10. The applicant has identified they have and are continuing discussions to partner with local businesses and suppliers, most of which are located in City of Perth. These local businesses will likely include discounted prices or tickets for accommodation, restaurants, bars, tourist attractions, medical practices and food vans on Langley Park to attract spectators and utilise the public space.

11. The applicant will utilise an integrated marketing campaign that will showcase Perth as a capital city. Assets that will be used include radio, digital, television, newspaper, social media including influencers and print. In addition, the National Carnival will provide support to Breast Cancer WA, Prostate Cancer WA, The Heart Foundation and the Stephen Michael Foundation.

COVID Contingency Plan

12. The applicant has submitted information to the City of Perth as to how they would adapt the event should COVID restrictions be reinstated and what measures that they would put in place to ensure the health and safety of attendees and staff.

Previous Support and Acquittals (5-year period)

13. The City of Perth has not previously supported this applicant.

Sponsorship Recognition

14. In addition to the broader benefits of the sponsorship outlined above, the applicant will provide the following opportunities for acknowledgement of the City's support for the requested $50,000:
    (a) City of Perth will be acknowledged as a Major Sponsor;
    (b) City of Perth logo recognition on all event promotional material and event website;
    (c) City of Perth sponsor profile on event website (if applicable);
    (d) Opportunity to display City of Perth signage at the event;
    (e) Access to the event for the City of Perth Digital team to produce content at the City's cost;
    (f) City of Perth will be acknowledged on AFL Masters WA social media;
    (g) City of Perth will be acknowledged in every daily post leading into the Carnival on TeamApp - the communication tool for all states from National AFL Masters for the Carnival;
    (h) City of Perth will be acknowledged on National AFL Masters and AFL Masters WA website and Carnival Program both electronically and hard copy;

(i) City of Perth will be provided with the opportunity to include a one-page advertisement in the Carnival Program;
(j) City of Perth will be acknowledged and the city itself showcased during game day livestreaming;
(k) The City of Perth will be acknowledged as the Major Sponsor weekly through local sports radio (91.3 Sport FM) and AFL Masters WA Radio show;
(l) City of Perth representative will be provided with the opportunity to speak to participants and spectators at the Opening Ceremony at Optus Stadium;
(m) City of Perth will be acknowledged as the Carnival Major Sponsor at all Western Australian domestic carnivals throughout the regular season;
(n) City of Perth will be acknowledged and logo placement around Langley Park through signage and the opportunity for the City's logo to be placed on Langley Park at a size that will be seen from high-rise CBD buildings.

Event Sponsorship – Community Stream Assessment Scorecard

15. The application was assessed in accordance with Policy 18.13 and revised Policy 4.3, under the 2021/22 Event Sponsorship Guidelines.

16. The application was assessed by a four-person assessment panel. Scoring has been averaged for each outcome that was addressed.

17. Applicants were required to address a minimum number of criteria based on the amount request.
    (a) $20,00 and under (Address **three** of the essential criteria)
    (b) Over $20,000 (Address **ALL** of the essential criteria)

18. The application has received an assessment score above the 50% minimum threshold required for support. The assessment score of 77.89% is considered high and indicates a good alignment with the objectives of the program.

Essential Assessment Criteria	Score (max 5)
To what extent does the event help encourage a sense of community, provide opportunities for the community to connect and strengthen social cohesion?	4.00
To what extent does the event enhance the City's reputation and position Perth as a great place to be?	4.00
To what extent does the event activate the City with vibrant activity, prioritising public spaces?	3.75
Does the event stimulate the local economy and provide opportunities for engagement with local businesses?	4.00
Sub-total 15.75 out of 20	

Mandatory Criteria *Applicants were required to address all four mandatory criteria.*	Score (max 5)
To what extent does the event celebrate diversity and demonstrate an inclusive approach?	3.12
To what extent are environmental and sustainable practices integrated into the event?	3.75
Does the event acknowledge or celebrate Aboriginal culture?	3.50
To what extent does the event promote feelings of safety and security in the city?	3.88
Sub-total 14.25 out of 20	
COVID-19 Risk Mitigation	**Score (max 5)**
Does the event have measures in place to ensure the health and safety of attendees and staff at the event?	4.25
Does the applicant have a reasonable and realistic contingency plan should restrictions on large gatherings be enforced at the time of the event?	4.00
Sub-total 8.25 out of 10	
Event Delivery	**Score (max 5)**
Does the applicant have a demonstrated capacity to manage all aspects of the event?	4.50
Does the event demonstrate financial viability through evidence of support from other government agencies, business or community organisations?	4.00
Does the event offer an adequate level and value of sponsorship benefits?	3.88
Sub-total 12.38 out of 15	
TOTAL ASSESSMENT SCORE: 50.63 out of 65 (77.89%)	

Assessment Panel Comments

19. The applicant has requested cash support of $10,000 and in-kind support of $40,000, to cover City venue and asset hire fees. The City's support will enable the main feature events to be held at Langley Park and encourage visitors to stay and explore in the city.

20. The applicant has provided an accurate estimation of the expected City of Perth fees and charges. The applicant has also requested support for the installation of goal posts, however, the City is unable to provide the installation of goal posts as an in-kind component.

21. Football is an important part of Australian culture and it is equally important to provide alternative ways for community to engage with the sport. This event would be a drawcard for AFL fans and families to attend. The event has not been held in the City of Perth since to 2003 and would be perceived as a new sporting addition the City's event calendar for 2021.

22. Based on the applicant's previous events and evaluation of events in other major cities, the event will attract approximately 1,200 people from interstate and approximately 1,000 people from WA to the city to participate and spectate at the event. The applicant's previous event evaluations also show that there is a $3.5- $5 million economic impact for the hosting city, with many people staying in accommodation over the 8 days of the event, visiting retail and hospitality venues, tourist activities and functions.

23. The event model has been developed with community and business in mind. There is a strong focus on supporting local business, retailers and hotels within the city. The applicants have proactively worked to promote hotel and leisure experiences for event attendees.

24. The applicant applied for sponsorship in 2020, but unfortunately due to the impacts COVID-19 withdrew their application as the event was postponed to 2021.

Perth Chinese New Year Fair

Applicant Details

Applicant Name	The Chung Wah Association Inc
Entity Name	Chung Wah Association Incorporated
Entity Type	Other Incorporated Entity
ABN	31 621 821 100
ABN status	Active
ATO Endorsed Charity type	Not endorsed

Applicant Description

1. Chung Wah Association was founded in 1909 as a not-for-profit organisation and is the largest and most established Chinese organisation in Western Australia.

2. The mission of the organisation is to service and uphold the interests and welfare of the Chinese community in Western Australia by promoting the Chinese culture, speaking up on Chinese views, and dealing with social issues affecting the Chinese community.

3. The core values for the organisation are to take care of its members and the Chinese community in terms of welfare, as well as promotion of the Chinese culture and goodwill between the Chinese community and the local community.

Project Details

Sponsorship Category	Community Stream
Project title	Perth Chinese New Year Fair
Project date	6 February 2022, 12pm – 9pm
Venue	The proposed event venues are: • Perth Cultural Centre (James Street Mall, Amphitheatre, Central Square, Museum Plaza and Urban Orchard) • WA Museum (City Room and Hackett Hall)
Estimated attendance	25,000
Ticket price	Free
Total Project Cost	$282,400
Total amount requested	$80,000 (excl. GST) per annum - cash contribution (28% of the total project budget)
Multiple Year Request	Seeking a three-year Event Sponsorship
Recommendation	**APPROVE a one-year Event Sponsorship**

Recommended amount	$60,000 (excl. GST) cash contribution (21% of the total project budget)
Assessment score	50.25 out of 65 (77.32%)

Project Description

4. The Perth Chinese New Year Fair (PCNYF) is a free, annual family-friendly event open to the public to celebrate the Chinese New Year.

5. Before 2021, the applicant has held the PCNYF in Northbridge on James Street (between Mountain Terrace and William Street), Lake Street (between Francis Street and James Street), Perth Cultural Centre (James Street Amphitheatre and Museum Plaza) and at the Northbridge Piazza. Due to the extensive road closures required for this footprint and the significant Hostile Vehicle Mitigation (HMV) costs, the applicant made the decision to move the 2021 event to the Perth Cultural Centre and the WA Museum precinct.

6. The 2022 Perth Chinese New Year Fair, the Year of the Tiger, will be held again at the Perth Cultural Centre and the WA Museum precinct on Sunday 6 February 2022 from12pm - 9pm.

7. The event is a colourful multicultural community carnival showcasing and celebrating Chinese culture and tradition. The event will showcase Chinese culture through food and beverage, performing arts, sports, activities, games and information sharing.

8. Proposed components of the PCNYF 2022 event includes:
   (a) Stalls including Chinese New Year multicultural food and beverage, costumes, toys, decorative accessories, business information and community information;
   (b) Daytime cultural performances including Lion Dance, Dragon Dance, cultural folk dances, operas, Chinese instrumental Orchestra, Taichi, Qigong, Martial Art, Acrobatic, etc. The event will engage approximately 300 performers;
   (c) Youth Program including performances featuring pop-music performance and opportunity for social networking;
   (d) Culture demonstration and workshops including Chinese painting and calligraphy, lantern making, paper cutting, Chinese folk storytelling, chopsticks etiquette, mahjong, Chinese board games etc;
   (e) Community Engagement Program including the WA Police Community Engagement Unit which will showcase police vehicles, horses, patrolling bicycles and motorbikes. As well as the St John Ambulance Community and Youth Engagement Unit, Royal Life Saving Society of WA and the Fire Department Community Engagement Unit;
   (f) Opening Ceremony including a Welcome to Country ceremony, speeches, lighting of firecrackers, lion dance and refreshments;
   (g) Evening Multicultural Concert including a Welcome to Country ceremony, formalities, performances by various Chinese community art groups and various CaLD community groups;

(h) Inclusive program for people with disabilities that will invite community groups' participation in performances or other activities as part of the event;

(i) Sport and Recreation opportunities through inviting community groups' participation in promoting sport and recreation activities, such as Pingpong, Cycling, Skipping etc;

(j) A photo wall which will be decorated in Chinese New Year decorations for photo opportunities by attendees; and

(k) A new initiative for 2022: Chinese Zodiac Animal Garden which will display the 12 Chinese Zodiac traditional animal lanterns and dressing up the shrubs with cherry blossoms and Giant Flower to turn the Urban Orchard into a Chinese New Year Garden. The Garden will include stalls selling Chinese New Year goodies, red packets and decorative accessories.

COVID Contingency Plan

9. The applicant has submitted information to the City of Perth as to how they would adapt the event should COVID restrictions be reinstated and what measures that they would put in place to ensure the health and safety of attendees and staff.

Previous Support and Acquittals (5-year period)

Year	Amount	Project
2016/17	$70,000	Perth Chinese New Year Fair 2017
2017/18	$60,000	Perth Chinese New Year Fair 2018
2018/19	$65,000	Perth Chinese New Year Fair 2019
2019/20	$75,000	Perth Chinese New Year Fair 2020
2020/21	$70,000	Perth Chinese New Year Fair 2021
TOTAL	**$340,000**	

10. The City of Perth has received an acquittal for the previous support and City Officers can confirm that all previous funding has been satisfactorily acquitted.

Sponsorship Recognition

11. In addition to the broader benefits of the sponsorship outlined above, the applicant will provide the following opportunities for acknowledgement of the City's support of the requested $80,000:
    (a) City of Perth will be recognised as Title Sponsor of the event;
    (a) City of Perth Logo recognition on all event promotional material and event website;
    (b) City of Perth sponsor profile on event website (if applicable);
    (c) Opportunity to display City of Perth signage at the event;
    (d) Access to the event for the City of Perth Digital team to produce content at the City's cost;
    (e) City of Perth will be provided with the opportunity to include four advertisements in four issues of the applicant's e-magazine posted to more than 2,000 members and businesses;
    (f) City of Perth will be recognised and logo included on the applicant's social media;
    (g) City of Perth will be provided the opportunity to activate at the event i.e. City of Perth stall;
    (h) City of Perth will be acknowledged the event's Official Ceremonies;

(i) City of Perth will be acknowledged in post-event reports in all Chinese Newspapers and applicant's e-magazine; and
(j) City of Perth is provided with access with the organisation's members for community engagement opportunities.

Event Sponsorship – Community Stream Assessment Scorecard

2. The application was assessed in accordance with Policy 18.13 and revised Policy 4.3, under the 2021/22 Event Sponsorship Guidelines.

3. The application was assessed by a four-person assessment panel. Scoring has been averaged for each outcome that was addressed.

4. Applicants were required to address a minimum number of criteria based on the amount request.
   (a) $20,00 and under (Address **three** of the essential criteria)
   (b) Over $20,000 (Address **ALL** of the essential criteria)

5. The application has received an assessment score above the 50% minimum threshold required for support. The assessment score of 77.32% is considered high and indicates a good alignment with the objectives of the program.

Essential Assessment Criteria	Score (max 5)
To what extent does the event help encourage a sense of community, provide opportunities for the community to connect and strengthen social cohesion?	4.50
To what extent does the event enhance the City's reputation and position Perth as a great place to be?	4.25
To what extent does the event activate the City with vibrant activity, prioritising public spaces?	4.63
Does the event stimulate the local economy and provide opportunities for engagement with local businesses?	3.75
Sub-total 17.13 out of 20	
Mandatory Criteria *Applicants were required to address all four mandatory criteria.*	Score (max 5)
To what extent does the event celebrate diversity and demonstrate an inclusive approach?	4.12
To what extent are environmental and sustainable practices integrated into the event?	3.75
Does the event acknowledge or celebrate Aboriginal culture?	2.50
To what extent does the event promote feelings of safety and security in the city?	4.13
Sub-total 14.50 out of 20	

COVID-19 Risk Mitigation	Score (max 5)
Does the event have measures in place to ensure the health and safety of attendees and staff at the event?	4.00
Does the applicant have a reasonable and realistic contingency plan should restrictions on large gatherings be enforced at the time of the event?	4.25
Sub-total 8.25 out of 10	
Event Delivery	Score (max 5)
Does the applicant have a demonstrated capacity to manage all aspects of the event?	4.12
Does the event demonstrate financial viability through evidence of support from other government agencies, business or community organisations?	2.63
Does the event offer an adequate level and value of sponsorship benefits?	3.63
Sub-total 10.38 out of 15	
TOTAL ASSESSMENT SCORE: 50.26 out of 65 (77.32%)	

Assessment Panel Comments

6. Chinese New Year is an iconic and important cultural event on the city's calendar of events, which requires considerable planning and coordination to deliver a successful event.

7. The Perth Chinese New Year Fair has developed over the last few years, with improvements to the event model, new location and reduction of operational costs such as Traffic Management. It is expected that costs would decrease from previous years when it was held in Northbridge on James Street (between Mountain Terrace and William Street), Lake Street (between Francis Street and James Street), Perth Cultural Centre (James Street Amphitheatre and Museum Plaza) and at the Northbridge Piazza.

8. The event attracts approximately 25,000 people to the city and Northbridge precincts, bringing great vibrancy, multicultural entertainment and activity. The event is a great addition to the city and over time, with the City's support, could grow to further to attract more interstate and international travellers to Perth.

9. It is recommended that the City continue to support the event at the amount of $60,000. The continued support will provide financial certainty thereby assisting the applicant in improving the event aesthetics, however, it is unclear from the application as to whether the applicant will be able to deliver new components such as the Chinese Zodiac Animal Garden with the reduced funding recommendation.

City of Perth Festival of Sail

Applicant Details

Applicant Name	The Western Australian Yachting Foundation Inc, T/A Swan River Sailing
Entity Name	The WA Yachting Foundation Incorporated
Entity Type	Other Incorporated Entity
ABN	61 606 193 385
ABN status	Active
ATO Endorsed Charity type	Not endorsed

Applicant Description

1. The Western Australian Yachting Foundation Inc, T/A Swan River Sailing was established in 1988 in the wake of the 1987 America's Cup hosted in Fremantle.

2. As a not-for-profit incorporated association with over 3,500 annual participants, its mission is to:
    a) promote and encourage international racing in Western Australia and to showcase Perth as a world-acclaimed sailing venue;
    b) sustain a fleet of matched yachts of an international standard;
    c) promote and encourage sailing programs for youth including those at risk;
    d) establish a corporate fundraising charter model to sustain and also encourage new participants to the sport of sailing; and
    e) promote and encourage tourism orientated sailing activities to again showcase Perth as a world-acclaimed destination.

Event Details

Sponsorship Category	Commercial Stream
Project title	City of Perth Festival of Sail
Project date	29 January – 4 February 2022
Venue	Beach Front in Perth Waters Perth Waters Elizabeth Quay The Reveley Additional CBD Based Hospitality Venues Royal Perth Yacht Club Royal Freshwater Bay Yacht Club

Estimated attendance	10,000
Ticket price	Free Sailing: Free Beach Clean Up: Free Warren Jones Regatta: Entry Fee for 12 State, National and International Teams at $1650 per team of 5-7 athletes. Women on Water: approx. $55 per attendee Corporate Cup: approx. $120 per attendee Gala Luncheon: approx. $180 per attendee
Total project cost	$219,550
Total amount requested	$60,000 (excl. GST) per annum – cash contribution (27.33% of the total project budget)
Multiple Year Request	Seeking a three-year Event Sponsorship
Recommendation	**APPROVE a one-year Event Sponsorship**
Recommended amount	$30,000 (excl. GST) per annum – cash contribution (14% of the total project budget)
Assessment score	53.38 out of 70 (76.27%)

Event Description

3. The City of Perth Festival of Sail aims to encompass a range of diverse events relating to the sport of sailing to encourage an increased level of engagement between the sport, the local community and the global sailing community.

4. The applicant aims to use smaller, targeted events to engage and introduce the sport and Perth as a destination to local, national and international audiences.

5. The free spectator components of the 2022 City of Perth Festival of Sail are:

2022 City of Perth Festival of Sail | Free Sailing in the City

Date:	29 January 2022
Venue:	Elizabeth Quay and Perth Waters
Anticipated Attendance:	500
Ticket Price:	Free
Free Sailing in The City will be offered on Saturday, 29 January 2022, situated in Elizabeth Quay. The General Public will have the opportunity to experience and try the sport of sailing for free for ages 4 +: • Ages 4-12 will use small 'Tackers' dinghies; and	

• Ages 7+, adults and families will use 36-foot racing yachts. This is subject to the full funding request being approved.

2022 City of Perth Festival of Sail | 2022 Colin Mullins Youth Regatta

Date:	30 January 2022
Venue:	Perth Waters, Royal Perth Yacht Club
Anticipated Attendance:	750
Ticket Price:	Spectators: Free Team Entry Fees: 6-8 teams to pay entry fees of $550 each
The inaugural Colin Mullins Youth Regatta will be a one-day world-class event as a qualifier and 'warm up' event for the Warren Jones International Youth Regatta.	

2022 City of Perth Festival of Sail | 2022 Warren Jones International Youth Regatta

Date:	31 January – 4 February 2022
Venue:	Perth Waters, Royal Perth Yacht Club
Anticipated Attendance:	8,000
Ticket Price:	Spectators: Free Team Entry Fees: 12 teams to pay entry fees of $1,650 each
The 2022 Perth Festival of Sail with incorporate the 20th Warren Jones International Youth Regatta, a calendar of events hosted within the City of Perth and focused around the sport of sailing, with the aim to be recognised as the premier youth championship on the world sailing calendar. 12 teams comprising four local, three national, and five international, will spend five days competing in an attempt to win the coveted Crystal Decanter that was awarded to the team of Australia II (Australian Sports Team of the Century) by the Royal Yacht Squadron in acknowledgement of the greatest contribution to the sport of sailing in history. In a modern approach, the racing is presented in a small stadium-style event, against the backdrop of Elizabeth Quay. A number of qualifying events are held at Royal Perth Yacht Club.	

2022 City of Perth Festival of Sail | Beach Clean Up

Date:	2 February 2022
Venue:	Perth Foreshore, Barrack Street to Narrows Bridge
Anticipated Attendance:	75
Ticket Price:	Free
In partnership with River Guardians, Cleana Marina, Keep Australia Beautiful, River Guardians and the Department of Biodiversity, Conservation & Attractions and the greater sailing	

community, a beach clean-up from the Old Perth Port to the Narrows Bridge has become a key component of the City of Perth Festival of Sail.

2022 City of Perth Festival of Sail | Formal Presentations

Date:	4 February 2022
Venue:	Elizabeth Quay, Perth Waters
Anticipated Attendance:	150
Ticket Price:	Free
Directly after the conclusion of the finals racing of the Warren Jones International Youth Regatta, competitors, officials, volunteers, VIP guests and spectators from the flotilla will head ashore to Elizabeth Quay for the official presentations of the 2022 Warren Jones International Youth Regatta.	

6. Additional ticketed event components consist of:

2022 City of Perth Festival of Sail | Women on Water

Date:	1 February 2022
Venue:	Elizabeth Quay, Perth Waters and The Reveley
Anticipated Attendance:	90
Ticket Price:	$55 - Adults $45 - Concession
In 2022, Women on Water will be going into its 5th year. Women on Water is a Women's Leadership and Networking Morning. Professional women for the CBD are invited to hear the thoughts of high-profile women who are actively involved in the sport of sailing and business. Attendees are then given the opportunity to try sailing in Perth Waters in groups, accompanied by high profile/professional instructors and local yachtswomen.	

2022 City of Perth Festival of Sail | Corporate Cup & Welcome Function

Date:	3 February 2022
Venue:	City Hospitality Venue - TBD
Anticipated Attendance:	120
Ticket Price:	$120
Yachts of up to 11 guests per yacht join Warren Jones Alumni, competitors and guest celebrities to compete as the sun sets. Teams are made up from local corporate companies, sponsors and possibly cross promotion campaigns. This provides an opportunity for engagement with the event and Swan River Sailings broader Corporate Charter and Tourism team building product. Corporate guests and sailors will then head ashore to join invited guests, officials, volunteers, stakeholders and sponsors to enjoy and celebrate the Official Welcome Function of the 2022 City of Perth Festival of Sail. Representatives from the City of Perth and the Warren Jones	

Foundation will be invited to make a formal address, followed by a traditional Welcome to Country.

2022 City of Perth Festival of Sail | Warren Jones Gala Luncheon

Date:	4 February 2022
Venue:	Royal Freshwater Bay Yacht Club (Host Club), Perth Waters
Anticipated Attendance:	220
Ticket Price:	$180
The Warren Jones Gala Luncheon is a formal Gala Fundraising Luncheon attended by prominent guests and high-profile keynote speakers. Past speakers have included: Robert 'Dipper' DiPierdomenic, the Hon. Julie Bishop, Olympic Gold Medallist Tom Burton OAM and Inspirational 7 Summit Climber Steve Plain. Held on the final day of the Warren Jones International Youth Regatta, once racing has concluded the official presentation of the perpetual trophy by the Spanda in Elizabeth Quay.	

COVID Contingency Plan

7. The applicant has submitted information to the City of Perth as to how they would adapt the event should COVID restrictions be reinstated and what measures that they would put in place to ensure the health and safety of attendees and staff.

Previous Support and Acquittals (5-year period)

Year	Amount	Project
2016/17	N/A	N/A
2017/18	$40,000	City of Perth Festival of Sail Inc Warren Jones International Youth Regatta
2018/19	$40,000	City of Perth Festival of Sail Inc Warren Jones International Youth Regatta
2019/20	$35,000	City of Perth Festival of Sail Inc Warren Jones International Youth Regatta
2020/21	$25,000	City of Perth Festival of Sail Inc Youth Cup (Warren Jones International Youth Regatta cancelled due to COVID)
TOTAL	**$140,000**	

8. The City of Perth has received an acquittal for the previous support and City Officers can confirm that all previous funding has been satisfactorily acquitted.

Sponsorship Recognition

9. In addition to the broader benefits of the sponsorship outlined above, the applicant will provide the following opportunities for acknowledgement of the City's support for the requested $60,000:
   (a) City of Perth will receive Major and Naming Rights Sponsorship '2022 City of Perth Festival of Sail incorporating the Warren Jones International Youth Regatta';
   (b) City of Perth logo recognition on all event promotional material and event website;
   (c) Sponsor profile on event website (if applicable);
   (d) Access to the event for the City of Perth Digital team to produce content at the City's cost including City of Perth will be able to have dedicated space (subject to approvals and safety requirements) to operate drones and install media equipment to capture footage of the event;
   (e) A stadium regatta location for spectators within the City of Perth with all racing to be conducted on the CBD doorstep within Northern Perth Waters;
   (f) City of Perth will be acknowledged on social media, signage and print media advertisements and acknowledgment as the naming rights sponsor on the Live Commentary FM Broadcast and Online Streaming 105.6FM and additional 30-second scripted advertisement can be recorded;
   (g) City of Perth representative/s provided with the opportunity to be on the live commentary;
   (h) Provision of event content for City of Perth promotional materials (such as an advertisement in Royal Perth and Royal Freshwater Bay Yacht Clubs Magazines with a combined membership of over 5,700);
   (i) Provision for small City of Perth and *Visit Perth* flags to be displayed from the backstays of each yacht and larger flags while yachts are berthed, during and before the event;
   (j) *Visit Perth* branding to appear on the hull of each of the competing yachts for the entire 2021/22 summer of sailing;
   (k) *Visit Perth* mainsail branding to be installed on four sides of available sails of competing yachts (subject to level of funding) with the potential for the City of Perth crest mainsail branding to be install on supplementary sides of sails where possible;
   (l) City of Perth signage will be used in positions at the spectator zone and event functions (where possible); and
   (m) Supplementary sponsor benefits are to be negotiated/arranged upon the discussion with applicant.

Event Sponsorship – Commercial Stream Assessment Scorecard

10. The application was assessed in accordance with Policy 18.13 and revised Policy 4.3, under the 2021/22 Event Sponsorship Guidelines.

11. The application was assessed by a four-person assessment panel. Scoring has been averaged for each outcome that was addressed.

12. Applicants were required to address a minimum number of criteria based on the amount request.
   (a) $20,00 and under (Address three of the essential criteria)
   (b) Over $20,000 (Address ALL of the essential criteria)

13. The application has received an assessment score above the 50% minimum threshold required for support. The assessment score of 76.27% is considered high and indicates a good alignment with the objectives of the program.

Essential Assessment Criteria	Score (max 5)
To what extent does the event help encourage a sense of community, provide opportunities for the community to connect and strengthen social cohesion?	3.88
To what extent does the event enhance the City's reputation and position Perth as a great place to be?	4.12
To what extent does the event activate the City with vibrant activity, prioritising public spaces?	4.13
Does the event stimulate the local economy and provide opportunities for engagement with local businesses?	3.75
Does the event contribute to a unique tourism offering for local, national and international audiences?	4.25
Sub-total 20.13 out of 25	
Mandatory Criteria *Applicants were required to address all four mandatory criteria.*	Score (max 5)
To what extent does the event celebrate diversity and demonstrate an inclusive approach?	3.75
To what extent are environmental and sustainable practices integrated into the event?	4.00
Does the event acknowledge or celebrate Aboriginal culture?	1.88
To what extent does the event promote feelings of safety and security in the city?	3.00
Sub-total 12.63 out of 20	
COVID-19 Risk Mitigation	**Score (max 5)**
Does the event have measures in place to ensure the health and safety of attendees and staff at the event?	4.00
Does the applicant have a reasonable and realistic contingency plan should restrictions on large gatherings be enforced at the time of the event?	4.25
Sub-total 8.25 out of 10	
Event Delivery	**Score (max 5)**
Does the applicant have a demonstrated capacity to manage all aspects of the event?	4.88

Does the event demonstrate financial viability through evidence of support from other government agencies, business or community organisations?	3.00
Does the event offer an adequate level and value of sponsorship benefits?	4.50
Sub-total 12.38 out of 15	
TOTAL ASSESSMENT SCORE: 53.39 out of 70 (76.27%)	

Assessment Panel Comments

14. The Perth Festival of Sail is an iconic, long-running, and unique event that celebrates the great asset that is the Swan River. Event capitalises on Perth's natural advantages of wind and the Swan River. The event attracts a different audience compared to other community and cultural events that the City sponsors, attracting corporates, families and those interested and involved in sailing.

15. Sailing can be perceived as a niche sport. The applicants have given evidence of diversification and event additions like the beach clean-up, women's cup and the free-sailing component which aims to invite new audiences to try sailing.

16. City of Perth has naming rights to the event and good-value sponsorship benefits that promote the City of Perth and Visit Perth message.

17. It is recommended that the City offer $30,000 cash support, which is a $5,000 increase to previous years funding. This increase is to support the delivery of the free sailing component and the activation of Elizabeth Quay.

18. It is suggested that the applicants develop relationships with local businesses within the city to market and create promotion of the event and benefit local businesses and retailers. The applicant is encouraged to seek additional funding streams to ensure sustainability and longevity of the event.

19. The event model and increased economic benefits is somewhat dependent on COVID-19. It is hopeful that interstate and international travel and tourism is permitted to drive full economic benefits of interstate and international travel.

Make Smoking History Targa West

Applicant Details

Applicant Name	Targa West Pty Ltd
Entity Name	The Trustee for Ross & Jan Trust & The Trustee for Tapper Family Trust No 2
Entity Type	Other Partnership
ABN	93 094 853 133
ABN status	Active
ATO Endorsed Charity type	Not endorsed

Applicant Description

1. Targa West Pty Ltd is an experienced event management company specialising in high profile motorsport events exclusively based in Western Australia.

2. The company organises 11 annual motorsport events for tarmac rally cars, from grass roots rally sprints to Targa West, a four-day tarmac rally with the support of 600 volunteer officials.

3. The events run under the auspices of Motorsport Australia (formerly the Confederation of Australian Motorsport (CAMS)).

4. The company aims to provide competitors, officials, spectators and stakeholders with a variety of safe, professional rally events and car displays and activities that are free for all members of the community to attend as spectators.

Event Details

Sponsorship Category	Commercial Stream
Project title	Make Smoking History Targa West, Celebration of Motorsport, City of Perth Family Zone, Shannons Classics on the Swan and The Engine Shop Targa City Sprint
Project date	16 - 19 September 2021
Venue	Langley Park (including Riverside Drive & Victoria Ave) Terrace Road Carpark (including Governors Ave) Supreme Court Gardens Murray Street Mall Northbridge (James & Lake Streets) Hyatt Hotel (Rally HQ and Official Accommodation)

Estimated attendance	30,000
Ticket price	Spectators: Free Participants: Free - Classics on the Swan Free - Celebration of Motorsport $200 - Targa City Sprint (Perth City Stage on Sunday only) $1,800 - Non-Competitive Tour: Targa Tour, $2950 - Competitive Tour: 2-day Targa Tour (aimed at new competitors) $4,850 - Competitive Tour: 4-day Targa Tour
Total project cost	$468,850
Total amount requested	$101,000 (excl. GST) per annum, as follows: • $76,000 (Cash Contribution); and • $25,000 (In-kind support for City's fees and charges for the City of Perth Parking (CPP) 'Terrace Road Car Park and Grassed Area' and parking bays along Governors Avenue) (21.54% of the total project budget)
Multiple Year Request	Seeking a three-year Event Sponsorship
Recommendation	**APPROVE a one-year Event Sponsorship**
Recommended amount	$93,115 (excl. GST) per annum, as follows: • $70,000.00 – cash • $23,115.00 in-kind support for City fees and charges inclusive of Terrace Road, City of Perth Parking (CPP) Carpark. (20% of the total project budget)
Assessment score	50.63 out of 70 (72.33%)

Event Description

5. Targa West is a tarmac rally in Western Australia with up to 100 classic and modern cars competing in over 30 special rally stages. The course travels through Kalamunda, Toodyay, Malaga and Bullsbrook before finishing in Perth.

6. The event is run over four days which gives spectators opportunities to see the rally action across the city and surrounds and culminates in the City of Perth stage alongside Riverside Drive and Langley Park.

7. The event offers a number of free activities across city public spaces, including Murray Street Mall, Northbridge, the Riverfront and Langley Park. Tarmac rallies are the only form of motorsport that does not require spectators to visit a purpose-built track.

8. Targa West sees cars compete against the clock, one-at-a-time, spaced at 30 second intervals, over the closed road rally stages. They then liaise to the start of the next section at normal road speeds, obeying normal road rules. There are a number of opportunities for their service crew to undertake basic maintenance in designated 'service parks'.

9. The City has supported Targa West since its inception, with 2021 marking the 17th year of the event.

10. Aside from the Targa West competition, several free-to-the-public activations will also be held in the city to encourage visitation and involvement with the event. These additional event components are detailed below:

Pre-Event Display – Murray Street Mall

Date:	26 August 2021
Venue:	Murray Street Mall
Anticipated Attendance:	3,000
Ticket Price:	Free
A display of 6 - 10 competition cars in the lead-up to the event as a promotional activity to raise awareness and generate public interest.	

Targa West Ceremonial Start

Date:	16 September 2021
Venue:	Supreme Court Gardens
Anticipated Attendance:	2,000
Ticket Price:	Free
Targa West will officially open with a ceremonial start on the first day of the event. An expected 80 cars and crews will assemble before a lunchtime event start. The event includes car displays prior to being flagged away at 30 second intervals to head off to their first competitive stage.	

Targa West Show 'n' Shine

Date:	17 September 2021
Venue:	James and Lake Street, Northbridge
Anticipated Attendance:	2,500
Ticket Price:	Free

The Northbridge precinct will host the Show 'n' Shine which is a display of event rally cars on James and Lake Streets and video rally footage on the Northbridge Piazza Screen. According to the Culture Counts survey which was undertaken in 2019, the event had a direct economic benefit exceeding $150,000.

Shannon's Classics on the Swan Display

Date:	19 September 2021
Venue:	Riverside Drive
Anticipated Attendance:	3,000
Ticket Price:	Free
A car display on the grass area between Riverside Drive and the Swan River with approximately 300 classic and contemporary vehicles on display and around 40 different car clubs involved, showcasing a wide variety of makes and models. This activation takes place on the final day of the rally which allows spectators to enjoy the action of the racing and the car display.	

Celebration of Motorsport & City of Perth Family Zone

Date:	19 September 2021
Venue:	Langley Park
Anticipated Attendance:	5,000
Ticket Price:	Free
A motorsport display on Langley Park, showcasing over 400 vehicles representing all forms of motorsport including speedway, circuit racing, motorbike, motocross, jet boats, go karts, historic racing, off road, Dakar raid cars, drag cars etc. The Family Zone provides a range of family friendly activities (e.g. Scalextric competitions, Hot Wheels Stunt Racing, Mario Cart competition, Bouncy Castle, Face Painter etc) specifically aimed at providing families a fun area and allows children 'hands-on' opportunities to engage with the event.	

Targa City Sprint

Date:	19 September 2021
Venue:	Terrace Road Carpark, Victoria Avenue, Governors Avenue, Riverside Drive
Anticipated Attendance:	1,500
Ticket Price:	Free
The Targa City Sprint, is a separate event on the Sunday morning where over 70 cars compete in a Rally sprint on City of Perth Stage on Riverside Drive, providing action in the morning in the lead up to the Targa cars at lunchtime.	

City of Perth Special Stage & Podium Finish

Date:	19 September 2021
Venue:	Victoria Avenue, Terrace Road Car Park, Terrace Road, Governors Avenue and Riverside Drive
Anticipated Attendance:	5,000
Ticket Price:	Free
The Grand Finale to the four-day competition is the City of Perth Super Stage which brings the rally action to the people. The City of Perth Special Stage is approximately 2km long and incorporates sections of Victoria Avenue, Terrace Road Car Park, Terrace Road, Governors Avenue and Riverside Drive. The Podium Finish then takes place on Victoria Avenue.	

City of Perth Gala Presentation Dinner

Date:	19 September 2021
Venue:	Grand Ballroom, Hyatt Hotel
Anticipated Attendance:	350
Ticket Price:	$140
A gala dinner to present trophies to the winners and acknowledge sponsors, competitors, officials and crew.	

COVID Contingency Plan

11. The applicant has submitted information to the City of Perth as to how they would adapt the event should COVID restrictions be reinstated and what measures that they would put in place to ensure the health and safety of attendees and staff.

Previous Support and Acquittals (5-year period)

Year	Amount	Project
2016/17	$47,500	Targa West
2017/18	$48,000 cash $30,103 in-kind CPP	Targa West
2018/19	$70,000 cash $20,560 In- kind CPP	Targa West
2019/20	$70,000 cash $20,560 in-kind CPP	Targa West
2020/21	$70,000 cash $23,115.60 in- kind CPP	Targa West
TOTAL	**$399,838.60**	

20. The City of Perth has received an acquittal for the previous support and City Officers can confirm that all previous funding has been satisfactorily acquitted.

Sponsorship Recognition

21. In addition to the broader benefits of the sponsorship outlined above, the applicant will provide the following opportunities for acknowledgement of the City's support for the requested $101,000:
    (a) City of Perth will be acknowledged as Major Sponsor;
    (b) Opportunity to display City of Perth signage at the event;
    (c) Access to the event for the City of Perth Digital team to produce content at the City's cost;
    (d) Naming rights to the 'City of Perth Super Stage' held on the Swan River foreshore;
    (e) City of Perth will be acknowledged as sponsor of the City of Perth Family Zone;
    (f) City of Perth and CPP signage (feathers, scrims, CCB covers etc.) displayed at pre-event functions and during the event;
    (g) City of Perth and CPP logos and/or advertisement to appear on printed material including advertising flyers and posters, competitor's road books, rally and service crew guides, officials' safety plans;
    (h) City of Perth and CPP Advertisement in the Spectator Guide
    (i) City of Perth and CPP logos prominently displayed on the front/bonnet of all competition and official course cars/support vehicles;
    (j) City of Perth and CPP logos on Start/Finish Arches;
    (k) City of Perth and CPP logos and link and City of Perth and CPP sponsor pages on Targa West website;
    (l) City of Perth and CPP support to be acknowledged in media and promotional material including event Facebook page, YouTube channel, e-newsletters, website;
    (m) City of Perth and CPP support acknowledged on Facebook Event Pages and sharing of City of Perth/Visit Perth City/CPP content on Targa West Facebook pages;
    (n) City of Perth acknowledged in radio advertisements (96fm) when promoting the City of Perth Special Stage;
    (o) City of Perth and CPP logo to appear in TV Advertisements promoting activities on Langley Park on Sunday (TV advertising still to be confirmed);
    (p) Lord Mayor or City of Perth Representative, to be invited to officiate at a number of high-profile functions including the Ceremonial Start in Forrest Place;
    (q) Naming Rights to the City of Perth Gala Presentation Dinner;
    (r) City of Perth advertisement to be played during the Gala Dinner;
    (s) City of Perth Logo on all Gala Dinner Invitations and/or Tickets;
    (t) Lord Mayor or City of Perth Representative provided with the speaking opportunity to address the Gala Dinner attendees; and
    (u) Content creation and cross promotion opportunities utilising video and drone footage and still images from the event to promote the City of Perth as a vibrant and colourful destination on social media, online and in the traditional press.

Event Sponsorship – Commercial Stream Assessment Scorecard

12. The application was assessed in accordance with Policy 18.13 and revised Policy 4.3, under the 2021/22 Event Sponsorship Guidelines.

13. The application was assessed by a four-person assessment panel. Scoring has been averaged for each outcome that was addressed.

14. Applicants were required to address a minimum number of criteria based on the amount request.
    (a) $20,00 and under (Address three of the essential criteria)
    (b) Over $20,000 (Address ALL of the essential criteria)

15. The application has received an assessment score above the 50% minimum threshold required for support. The assessment score of 72.33% is considered high and indicates a good alignment with the objectives of the program.

Essential Assessment Criteria	Score (max 5)
To what extent does the event help encourage a sense of community, provide opportunities for the community to connect and strengthen social cohesion?	3.87
To what extent does the event enhance the City's reputation and position Perth as a great place to be?	3.88
To what extent does the event activate the City with vibrant activity, prioritising public spaces?	4.75
Does the event stimulate the local economy and provide opportunities for engagement with local businesses?	3.75
Does the event contribute to a unique tourism offering for local, national and international audiences?	4.25
Sub-total 20.50 out of 25	
Mandatory Criteria *Applicants were required to address all four mandatory criteria.*	Score (max 5)
To what extent does the event celebrate diversity and demonstrate an inclusive approach?	3.25
To what extent are environmental and sustainable practices integrated into the event?	1.88
Does the event acknowledge or celebrate Aboriginal culture?	1.88
To what extent does the event promote feelings of safety and security in the city?	3.37
Sub-total 10.38 out of 20	
COVID-19 Risk Mitigation	Score (max 5)
Does the event have measures in place to ensure the health and safety of attendees and staff at the event?	3.75
Does the applicant have a reasonable and realistic contingency plan should restrictions on large gatherings be enforced at the time of the event?	3.50

Sub-total 7.25 out of 10	
Event Delivery	Score (max 5)
Does the applicant have a demonstrated capacity to manage all aspects of the event?	4.88
Does the event demonstrate financial viability through evidence of support from other government agencies, business or community organisations?	3.37
Does the event offer an adequate level and value of sponsorship benefits?	4.25
Sub-total 12.50 out of 15	
TOTAL ASSESSMENT SCORE: 50.63 out of 70 (72.33%)	

Assessment Panel Comments

16. The Targa West event is an iconic, long-running event in the city with demonstrated experience over the past 16 years. The premier car event in Perth brings a different audience into the city and uses multiple public open spaces in the city, showcasing them in a way most of the community have not seen.

17. Detailed submission with evidence of proven economic benefits to local businesses, retailers and hotels. The event offers lots of free events, activities and opportunities for people to get involved in different ways.

18. It is unique in nature, being the only high-profile motorsport event that is held within the city. This type of event has high costs in terms of road closures and hostile vehicle management, and it is expected that operational costs increase each year.

19. Subject to COVID-19 and potential restrictions, the event has the capability of attracting interstate and international visitors, with additional economic benefits experience by local businesses, retailers and hotels.

20. It is recommended that the City support the event at the same funding level as the 2020 event which was $70,000 cash and $23,115 in-kind support for City fees and charges inclusive of Terrace Road, City of Perth Parking (CPP) Carpark. Measurable data on attendance and event impact assessment should be supplied by applicant post event, and as part of the acquittal process.

21. The City of Perth Parking in-kind support is to be reviewed yearly and is dependent on status and availability of carpark due to proposed redevelopment. Future development works of Terrace Road Carpark and Concert Hall do not have a detrimental impact on the event plans. It is hoped that applicant is able to work around the works or find another location within the City of Perth.

SensAtion Gallery

Applicant Details

Applicant Name	Mardie & Co
Entity Name	Mardie Louise Rosich
Entity Type	Individual/Sole Trader
ABN	93 299 065 499
ABN status	Active
ATO Endorsed Charity type	Not endorsed

Applicant Description

1. Mardie + Co was established in 2014 by Mardie Rosich.

2. The organisation works closely with a wide range of clientele – small businesses, large national and international organisations to design, produce and activate events and activations.

3. The organisations focus is to ensure each client's visions and aspirations are brought to life.

4. In 2019/20, the organisation partnered with MSWA (The Multiple Sclerosis Society of Western Australia) to coproduce, build and deliver the inaugural SensAtion Gallery.

5. The idea for the Gallery was created by the team at MSWA, to assist the community understand how people with a neurological condition see, feel, smell, hear and understand the world.

6. MSWA approached local Perth artists, influencers and collaborators, including popular YouTube vloggers Kim Behets and Ana Cadence, chef and former My Kitchen Rules contestant Jordan Bruno and major influencers Zak Hasleby and Jamey-Lee Franz, to create a one-of-a-kind installation in the City of Perth.

Project Details

Sponsorship Category	Community Stream
Project title	SensAtion Gallery 2021/22
Project date	15 December 2021 – 27 February 2022
Venue	Heritage on Murray
Estimated attendance	18,000
Ticket price	$35.50 - Adults $25 - Concession and Children

Total Project Cost	$587,479
Total amount requested	$80,000 (excl. GST) Cash Contribution (14% of the total project budget)
Multiple Year Request	N/A
Recommendation	**APPROVE**
Recommended amount	$20,000 (excl. GST) per annum - cash contribution (3% of the total project budget)
Assessment score	46.75 out of 65 (71.94%)

Project Description

7. SensAtion Gallery is a purpose-built space encompassing a collection of engaging contemporary art installations that explore attendees' senses. The key themes in the installations for the event are: engaging with, understanding and celebrating diversity.

8. The family friendly event aims to improve wellbeing through community connection and to provide visitors with an interactive and stimulating experience, while gaining a true understanding of the daily challenges faced by people living with a disability, specifically a neurological condition.

9. The applicant states the 2021 event will address how important a person's senses are and what happens if they are reduced or lost. The applicant and MSWA aim for the event to answer questions around how people with a neurological condition and disability see, feel, smell, hear, taste, and understand the world. It will enable visitors to contemplate the parallel experience of MSWA members who have sensory impairments or amplifications.

10. The collection of installations for the event are by local artists who explore the impact the five senses have on a person's daily lives. Each installation is the artists' interpretation of a sense, sight, smell, touch, hearing or taste, and is presented in a thought-provoking way aimed at producing unique reactions and stimulating conversation from each attendee who enters the space.

11. The applicant and MSWA will engage local businesses and partner with local company Eyejack, the recipient of the Best Virtual Reality Award at the 2020 Los Angeles Film Awards, to add cutting edge animation and surround sound to bring each installation to life.

12. The applicant will utilise an integrated marketing campaign through multiple platforms including digital that is anticipated to reach over 120,000 people across Western Australia.

COVID Contingency Plan

13. The applicant has submitted information to the City of Perth as to how they would adapt the event should COVID restrictions be reinstated and what measures that they would put in place to ensure the health and safety of attendees and staff.

Previous Support and Acquittals (5-year period)

14. The City of Perth has not previously supported this applicant.

Sponsorship Recognition

15. In addition to the broader benefits of the sponsorship outlined above, the applicant will provide the following opportunities for acknowledgement of the City's support for the requested $80,000:
    (a) City of Perth will be acknowledged as Civic Partner;
    (b) City of Perth will be acknowledged on all marketing collateral, TVC's and digital advertising;
    (c) City of Perth logo will be included on event website as a 'partner', printed material, posters and DL envelopes (excess of 20,000); and e-newsletters;
    (d) City of Perth will be recognised, and logo will be included in media, digital advertising, and social media coverage;
    (e) City of Perth is provided with the opportunity to have one premium activation to be branded as 'Presented by our Civic Partner the City of Perth' at the Gallery;
    (f) City of Perth I-City Guides will be provided with the opportunity to visit the Gallery prior to opening and during the event dates;
    (g) Digital photography and video can be utilised by the City of Perth; and
    (h) The City's Digital team will have the opportunity to access the event and produce content to utilise across the City's digital channels at the City's cost.

Event Sponsorship – Community Stream Assessment Scorecard

16. The application was assessed in accordance with Policy 18.13 and revised Policy 4.3, under the 2021/22 Event Sponsorship Guidelines.

17. The application was assessed by a four-person assessment panel. Scoring has been averaged for each outcome that was addressed.

18. Applicants were required to address a minimum number of criteria based on the amount request.
    (a) $20,00 and under (Address **three** of the essential criteria)
    (b) Over $20,000 (Address **ALL** of the essential criteria)

19. The application has received an assessment score above the 50% minimum threshold required for support. The assessment score of 71.94% is considered considered high and indicates a good alignment with the objectives of the program.

Essential Assessment Criteria	Score (max 5)
To what extent does the event help encourage a sense of community, provide opportunities for the community to connect and strengthen social cohesion?	3.75

To what extent does the event enhance the City's reputation and position Perth as a great place to be?	3.25
To what extent does the event activate the City with vibrant activity, prioritising public spaces?	2.75
Does the event stimulate the local economy and provide opportunities for engagement with local businesses?	3.00
Sub-total 12.75 out of 20	
Mandatory Criteria *Applicants were required to address all four mandatory criteria.*	Score (max 5)
To what extent does the event celebrate diversity and demonstrate an inclusive approach?	4.75
To what extent are environmental and sustainable practices integrated into the event?	4.00
Does the event acknowledge or celebrate Aboriginal culture?	3.63
To what extent does the event promote feelings of safety and security in the city?	3.50
Sub-total 15.88 out of 20	
COVID-19 Risk Mitigation	**Score (max 5)**
Does the event have measures in place to ensure the health and safety of attendees and staff at the event?	3.63
Does the applicant have a reasonable and realistic contingency plan should restrictions on large gatherings be enforced at the time of the event?	3.62
Sub-total 7.25 out of 10	
Event Delivery	**Score (max 5)**
Does the applicant have a demonstrated capacity to manage all aspects of the event?	3.88
Does the event demonstrate financial viability through evidence of support from other government agencies, business or community organisations?	3.50
Does the event offer an adequate level and value of sponsorship benefits?	3.50
Sub-total 10.88 out of 15	
TOTAL ASSESSMENT SCORE: 46.76 out of 65 (71.94%)	

Assessment Panel Comments

20. It is recommended that the City support the event at $20,000, given that this is a new applicant, never sponsored by the City before, the event has a relatively high ticket cost for attendees and showed the lowest alignment with strategic objectives of all initiatives recommended for funding. While funding such an application presents a high risk, supporting this event is likely to

enable the activation of a vacant tenancy within the City Mall over a nine-week period during school holidays and is expected to increase visitation and positive economic impacts to surrounding retailers, based on claims made by the applicant.

21. The proposed general and concession ticket pricing may make this activation unaffordable for many families and low-income earners. It is recommended that the applicant source additional income streams in the aim to make the event more financial sustainable and ticket prices more affordable.

22. The applicant proposes to supply up to 20% of their projected audience with free tickets. The free tickets will be promoted and supplied to select organisations and community groups, that may otherwise not be able to attend the event.

Seven Network Operations Limited

Applicant Details

Applicant Name	Seven Network Operations Limited
Entity Name	Channel Seven Perth Pty. Limited
Entity Type	Australian Private Company
ABN	70 008 679 294
ABN status	Active
ATO Endorsed Charity type	Not endorsed

Applicant Description

3. Seven West Media is a national media company, with a market presence in content production across broadcast television, publishing and digital. Channel Seven Perth is part of this group.

4. Channel Seven Perth state that as an organisation, they are strongly focused on creating content and maintaining a deep involvement with the people of Western Australia, supporting events and initiatives to help enrich lives and enhance experiences for the community.

5. Since 1972, Channel Seven Perth has owned and managed the annual Christmas Pageant event.

Project Details

Sponsorship Category	Community Stream
Project title	Alinta Energy Christmas Pageant supporting by Channel 7, City of Perth, WAC and The West Australian
Project date	4 December 2021, 4pm – 9:30pm
Venue	Perth Convention and Exhibition Centre - Participant holding area Additional holding area - St Georges Terrace and Milligan Street Close - Mill Street Start - Corner St Georges Terrace and William Street Finish – Langley Park (finish location TBC but will be longer than 2019 route)
Estimated attendance	50,000
Ticket price	Free
Total Project Cost	$410,000
Total amount requested	$120,000 (excl. GST) per annum - cash contribution (29% of the total project budget)

Multiple Year Request	Seeking a two-year Event Sponsorship
Recommendation	**APPROVE a one-year Event Sponsorship**
Recommended amount	$100,000 (excl. GST) per annum, as follows: • $79,000.00 – cash • $21,000 in-kind support for City fees and charges. (24% of the total project budget)
Assessment score	37.88 out of 65 (58.29%)

Project Description

6. The Christmas Pageant is a community event with a parade of colourful Christmas floats and entertainers on the streets of Perth city. The pageant has been held in Perth city for 50 years.

7. The pageant aims to not only celebrate the traditional values of Christmas and the magic of Santa and his helpers but provides an opportunity for all members of our community, regardless of their backgrounds and beliefs to participate. The pageant is a multi-generational, family-friendly event which brings people into the city to take part in various dance and performance groups.

8. The 2020 pageant was a free ticketed event held on Langley Park in a COVID-19 safe environment and saw:
   (a) 1,365 local performers, cultural groups, marching bands and dance groups, Fat Cat, Santa and Channel Seven personalities;
   (b) 19 floats and 40 participant groups, 10 of these being cultural groups that took to Langley Park to showcase their customs and adding vibrancy to the festivities
   (c) Attendance numbers of 11,500, tracked accurately through ticketing and COVID-19 tracing. (Note the 2019 event was estimated at 49,700 through Culture Counts Evaluation).

9. The 2021 event will see a parade down St Georges Terrace and Adelaide Terrace featuring more than 2,500 performers. The event will activate the city and highlight its major buildings and Christmas light displays, encouraging attendees to venture through the city to reach the route. The broadcast of the event will showcase the city by using the State Buildings as a backdrop. Channel 7 presenters will regularly cross to different parts of the city and Christmas light displays to highlight the city's activity.

10. The applicant will utilise an integrated marketing campaign which will include utilising Seven West Media to promote the showcase using the combined assets of TV, radio, print, digital and social media. The Santa's Sleigh at the end of the event has been used as an activation in Supreme Court Gardens in the launch of the City of Perth's Christmas Lights Trail. This is available for the 2021 Pageant.

COVID Contingency Plan

11. The applicant has submitted information to the City of Perth as to how they would adapt the event should COVID restrictions be reinstated and what measures that they would put in place to ensure the health and safety of attendees and staff.

Previous Support and Acquittals (5-year period)

Year	Amount	Project
2016/17	$150,000	Christmas Pageant
2017/18	$120,000	Christmas Pageant
2018/19	$120,000	Christmas Pageant
2019/20	$120,000	Christmas Pageant
2020/21	$120,000	Christmas Pageant
TOTAL	**$630,000**	

12. The City of Perth has received an acquittal for the previous support and City Officers can confirm that all previous funding has been satisfactorily acquitted.

Sponsorship Recognition

13. In addition to the broader benefits of the sponsorship outlined above, the applicant will provide the following opportunities for acknowledgement of the City's support for the requested $120,000:
    (a) City of Perth will be acknowledged as a Supporting Partner;
    (b) City of Perth logo recognition on all event promotional material and event website, including television, press and online materials;
    (c) City of Perth will have a sponsor profile on event website (if applicable);
    (d) Opportunity to display City of Perth signage at the event;
    (e) Opportunity to have a City of Perth float (subject to the City of Perth covering the production costs and these costs are to be in addition of the event sponsorship amount);
    (f) Access to the event for the City's Digital team to produce content at the City's cost; and
    (g) Channel Seven agrees to provide a float element (i.e. Santa Sleigh) to the City of Perth prior to the Pageant date for the launch of the Christmas in the City campaign.

Event Sponsorship – Community Stream Assessment Scorecard

14. The application was assessed in accordance with Policy 18.13 and revised Policy 4.3, under the 2021/22 Event Sponsorship Guidelines.

15. The application was assessed by a four-person assessment panel. Scoring has been averaged for each outcome that was addressed.

16. Applicants were required to address a minimum number of criteria based on the amount request.
    (a) $20,00 and under (Address **three** of the essential criteria)
    (b) Over $20,000 (Address **ALL** of the essential criteria)

17. The application has received an assessment score above the 50% minimum threshold required for support. The assessment score of 58.29% is considered average and indicates an average alignment with the objectives of the program.

Essential Assessment Criteria	Score (max 5)
To what extent does the event help encourage a sense of community, provide opportunities for the community to connect and strengthen social cohesion?	3.50
To what extent does the event enhance the City's reputation and position Perth as a great place to be?	3.00
To what extent does the event activate the City with vibrant activity, prioritising public spaces?	4.25
Does the event stimulate the local economy and provide opportunities for engagement with local businesses?	3.13
Sub-total 13.88 out of 20	
Mandatory Criteria *Applicants were required to address all four mandatory criteria.*	Score (max 5)
To what extent does the event celebrate diversity and demonstrate an inclusive approach?	2.50
To what extent are environmental and sustainable practices integrated into the event?	0.50
Does the event acknowledge or celebrate Aboriginal culture?	1.63
To what extent does the event promote feelings of safety and security in the city?	2.50
Sub-total 7.13 out of 20	
COVID-19 Risk Mitigation	**Score (max 5)**
Does the event have measures in place to ensure the health and safety of attendees and staff at the event?	3.12
Does the applicant have a reasonable and realistic contingency plan should restrictions on large gatherings be enforced at the time of the event?	3.38
Sub-total 6.50 out of 10	
Event Delivery	**Score (max 5)**
Does the applicant have a demonstrated capacity to manage all aspects of the event?	4.63
Does the event demonstrate financial viability through evidence of support from other government agencies, business or community organisations?	3.25

Does the event offer an adequate level and value of sponsorship benefits?	2.50
Sub-total 10.38 out of 15	
TOTAL ASSESSMENT SCORE: 37.89 out of 65 (58.29%)	

Assessment Panel Comments

18. The Alinta Energy Christmas Pageant is an iconic event for the city, which has historically contributed to a significant number of visitors to the city from the greater metropolitan area, as well as regionally. The event has created a Christmas tradition within the City of Perth which has instilled a strong sense of community.

19. It is recommended that the City support the event for the total amount of $100,000 (excl GST), comprising of $79,000 cash and up to $21,000 in-kind support for City fees and charges. The recommended level of support is for a reduced amount compared to previous years due to panel considerations regarding attendance, value for money and City investment during the festive season.

20. In most recent years, attendance appears to have reduced significantly and sponsorship acquittals have not demonstrated strong return on investment for ratepayers.

21. Currently, the recent level of City of Perth support for the Christmas Pageant does not represent value for money. It is recommended that the event may benefit from a new component or changes to the event model, in the aim to appeal to a new and wider audience and provide economic benefits to local retailers and businesses.

22. In comparison to other City of Perth sponsorship recipients, the City and the community receives less sponsorship recognition and benefits for greater sponsorship support.

23. The City of Perth already invests significant funds to events and activation during the Christmas season including street decorations and the Christmas Lights Trail.

24. It is encouraged that long running events, such as the Christmas Pageant, seek additional sources of funding to ensure the sustainability and longevity of the event.

25. It is suggested that the Christmas Pageant's post-event evaluation includes supporting data to accurately estimate event attendance and economic impacts, in addition to sentiment and social outcomes.

Institute of Architects WA Chapter

Applicant Details

Applicant Name	Institute of Architects WA Chapter
Entity Name	The Royal Australian Institute of Architects
Entity Type	Australian Public Company
ABN	72 000 023 012
ABN status	Active
ATO Endorsed Charity type	Not endorsed

Applicant Description

1. Established in 1930, the Australian Institute of Architects is the peak body for the architecture profession in Australia.

2. The organisation represents over 11,500 members globally and are dedicated to improving the built environment and communities by promoting quality, responsible, sustainable design and advocating on behalf of the profession for the benefit of all Australians.

3. The organisation is a member based not-for-profit with nine Chapters; one International Chapter and eight State Chapters: Australian Capital Territory, New South Wales, Northern Territory, Queensland, South Australia, Tasmania, Victoria and Western Australia.

4. The Western Australian Chapter represents the interest of the Institute and all its members in Western Australia. The work in accordance with the Institute's strategic plan to:
    a) implement programs to support their members;
    b) respond to current issues and opportunities for the profession; and
    c) focus on advocacy, raising the bar of excellence in architecture and the built environment more broadly in WA while actively engaging with the broader community, industry partners, universities, and state and local government.

Event Details

Sponsorship Category	Commercial Stream
Project title	WA Architecture Awards Ceremony
Project date	2 July 2021, 6:30pm – 11pm
Venue	The Westin Hotel Ballroom Digital Displays - Yagan Square. All entries in this year's WA Chapter RAIA Awards will have two photos of each entry displayed on the screen with details of the entry name,

	architect, builder, and photographer initially in May 2021 and then sporadically throughout the year. Exhibition launch at the Shoe in Yagan Square.
Estimated attendance	350
Ticket price	$90 Members of Australian Institute of Architects $140 Non-Members of Australian Institute of Architects $0 Partners, special guests and media
Total project cost	$76,700
Total amount requested	$15,000 (excl. GST) cash contribution (19.56% of the total project budget)
Multiple year Request	N/A
Recommendation	**DECLINE**
Recommended amount	$ (0% of the total project budget)
Assessment score	27.75 out of 60 (46.27%)

Event Description

5. The annual Australian Institute of Architects WA Architecture Awards Ceremony will be held at the Westin Hotel on Friday 2 July 2021.

6. The Australian Institute of Architects WA Architecture Awards aims to:
   (a) recognise architects, members and others for their achievements in relation to the profession of architecture;
   (b) develop public awareness and understanding of the importance of architecture and the value of design; and
   (c) encourage architects to strive for excellence in architecture and thereby promote the advancement of architecture.

7. The Australian Institute of Architects WA Architecture Awards:
   (a) celebrate outstanding architecture, honouring excellence in design past and present;
   (b) provide the opportunity for public and peer recognition of architects' work; and
   (c) provide the Institute with a valuable mechanism to promote architects and architecture in the Western Australian community.

8. The 2021 Awards has attracted 79 entries. A timeline for the Awards program is as follows:
   (a) **November 2020 – February 2021:** Chapter award programs (state and regional) open and close for entry;
   (b) **February 2021 – May 2021:** Chapter awards (state and regional) jury presentations, judging sessions and site visits;

(c) **31 March 2021:** closing date for entries;

(d) **31 May 2021:** Final date for Chapter and International jury decisions to be supplied to National jury;

(e) **June 2021:** National jury convenes to finalise National shortlist;

(f) **June 2021 – July 2021:** Chapter Award presentation events;

(g) **July – August 2021:** National jury visits shortlisted entries; and

(h) **September 2021:** National jury's shortlist is announced.

9. The applicant has engaged a professional communications company to undertake an integrated marketing campaign through print, digital and social media platforms.

COVID Contingency Plan

10. The applicant has submitted information to the City of Perth as to how they would adapt the event should COVID restrictions be reinstated and what measures that they would put in place to ensure the health and safety of attendees and staff.

Previous Support and Acquittals (5-year period)

11. The City of Perth has not previously supported this applicant.

Sponsorship Recognition

26. In addition to the broader benefits of the sponsorship outlined above, the applicant will provide the following opportunities for acknowledgement of the City's support for the requested $15,000:
    (a) City of Perth will be acknowledged as an Event Sponsor;
    (b) City of Perth sponsor profile on event website (if applicable);
    (c) Opportunity to display City of Perth signage at the event;
    (d) Access to the event for the City of Perth Digital team to produce content at the City's cost;
    (e) City of Perth will be acknowledged in digital promotions related to the Awards program (including e-newsletter inclusions to approximately to 1700 subscribers);
    (f) City of Perth's logo will be included as event partner on the WA Chapter website, digital exhibition list of sponsors (with an anticipated 2000 downloads); event social media posts and event print and digital promotional material including awards publication;
    (g) City of Perth will be acknowledged by the MC at all the program related events;
    (h) City of Perth Representative will be provided with a speaking opportunity as an inclusion in pre-recorded speech for the Digital Presentation on YouTube;
    (i) City of Perth Representative will be provided with the opportunity to present the Enduring Architecture Award;
    (j) City of Perth 30 second TVC advertisement will be screened at Awards; and
    (k) City of Perth is provided with the opportunity to create content in partnership with the applicant.

Event Sponsorship – Commercial Stream Assessment Scorecard

12. The application was assessed in accordance with Policy 18.13 and revised Policy 4.3, under the 2021/22 Event Sponsorship Guidelines.

13. The application was assessed by a four-person assessment panel. Scoring has been averaged for each outcome that was addressed.

14. Applicants were required to address a minimum number of criteria based on the amount request.
    (a) $20,00 and under (Address three of the essential criteria)
    (b) Over $20,000 (Address ALL of the essential criteria)

15. The application has received an assessment score above the 50% minimum threshold required for support. The assessment score of 46.27% is considered low and indicates a weak alignment with the objectives of the program.

Essential Assessment Criteria	Score (max 5)
To what extent does the event help encourage a sense of community, provide opportunities for the community to connect and strengthen social cohesion?	N/A
To what extent does the event enhance the City's reputation and position Perth as a great place to be?	2.25
To what extent does the event activate the City with vibrant activity, prioritising public spaces?	1.62
Does the event stimulate the local economy and provide opportunities for engagement with local businesses?	2.13
Does the event contribute to a unique tourism offering for local, national and international audiences?	N/A
Sub-total 6.00 out of 15	
Mandatory Criteria *Applicants were required to address all four mandatory criteria.*	Score (max 5)
To what extent does the event celebrate diversity and demonstrate an inclusive approach?	2.50
To what extent are environmental and sustainable practices integrated into the event?	1.50
Does the event acknowledge or celebrate Aboriginal culture?	2.13
To what extent does the event promote feelings of safety and security in the city?	1.75
Sub-total 7.88 out of 20	
COVID-19 Risk Mitigation	**Score (max 5)**

Does the event have measures in place to ensure the health and safety of attendees and staff at the event?	2.63
Does the applicant have a reasonable and realistic contingency plan should restrictions on large gatherings be enforced at the time of the event?	3.50
Sub-total 6.13 out of 10	
Event Delivery	Score (max 5)
Does the applicant have a demonstrated capacity to manage all aspects of the event?	3.63
Does the event demonstrate financial viability through evidence of support from other government agencies, business or community organisations?	1.62
Does the event offer an adequate level and value of sponsorship benefits?	2.50
Sub-total 7.75 out of 15	
TOTAL ASSESSMENT SCORE: 27.76 out of 60 (46.27%)	

Assessment Panel Comments

16. Whilst this is likely a good event to celebrate excellence in architecture, it doesn't align well with the City's Event Sponsorship program objectives. The event takes place in a private venue and won’t be activating public spaces with vibrancy. The event organisers anticipate attracting a limited attendance of an estimated 350 people which will provide insignificant economic benefit to the city.

17. Conferences and awards nights do not align well in the Event Sponsorship category, and often don't require City of Perth sponsorship for the events to go ahead. Australian Institute of Architects WA are the peak body for architects in WA, a membership organisation charge membership fees, and similar events charge award entry and ticket sales to attend the awards. Award ceremonies of this nature are often self-sustainable and potentially profitable.

18. The budget provided did not include the requested City of Perth support or award entry fees, and therefore cannot be an accurate reflection of the expected income.

Summer in the City Concert

Applicant Details

Applicant Name	Starr Special Events Australia
Entity Name	John Babenko
Entity Type	Individual/Sole Trader
ABN	64 813 057 042
ABN status	Active
ATO Endorsed Charity type	Not endorsed

Applicant Description

1. John Bebenko, known as John Starr, is the owner of the private company, Starr Special Events Australia, which is based in Western Australia.

2. John Starr is an entertainment promoter, national and international artist manager/agent with over 30 years' experience in the music industry and in venue and event management.

Project Details

Sponsorship Category	Community Stream
Project title	Summer in the City Concert
Project date	23 January 2022, 2:30pm – 10pm
Venue	Supreme Court Gardens, Perth
Estimated attendance	6,050
Ticket price	$120 (approximately) - General Admission $60 (approximately) – 13 years and under Free - 3 years and under
Total Project Cost	$750,000
Total amount requested	$195,000 (excl. GST) as follows: • $145,000 (Cash Contribution); and • $50,000 (In-kind support for City's fees and charges) (26% of the total project budget)
Multiple Year Request	N/A
Recommendation	DECLINE
Recommended amount	$0 (0% of the total project budget)
Assessment score	23.63 out of 65 (36.37%)

Project Description

3. The Summer in the City Concert is a proposed contemporary music concert on the lawns of Supreme Court Gardens.

4. The applicant states the concert will see performances from the following proposed artists (subject to availability): John Farnham; Paul Kelly; Daryl Braithwaite; James Reyne; Jessica Mauboy; Russell Morris; Ross Wilson; Thirsty Merc; Jon Stevens; Kate Ceberano; The Black Sorrows; local and indigenous artists and bands.

5. The applicant claims the concert will enhance the City's reputation and position by promoting the City of Perth to be vibrant, exciting as it provides one of the best locations for a live music concert.

6. The applicant states the Summer in the City Concert will aim to activate the city by bringing people from the Perth Metropolitan and regional areas who are anticipated to stay in city hotels and accommodation. The concert will have food and beverages available on the Supreme Court Gardens lawn for audiences to enjoy.

7. The audience will be encouraged to donate to the Lord Mayor's Distress Relief Fund and other charities.

8. The applicant will utilise a marketing campaign through the assets of print, radio, social media and artists interviews to promote the event.

COVID Contingency Plan

9. The applicant has submitted limited information to the City of Perth as to how they would adapt the event should COVID restrictions be reinstated and what measures that they would put in place to ensure the health and safety of attendees and staff. The assessment panel were not confident that the information addressed the risk of COVID and COVID restrictions, scoring this section of the criteria 2.63 out of 10.

Previous Support and Acquittals (5-year period)

10. The City of Perth has not previously supported this applicant.

Sponsorship Recognition

11. In addition to the broader benefits of the sponsorship outlined above, the applicant will provide the following opportunities for acknowledgement of the City's support for the requested $195,000:
    (a) City of Perth will be acknowledged as Title Sponsor;
    (b) City of Perth logo recognition and acknowledgment on all event promotional material, event website and social media;

(c) City of Perth sponsor profile on event website (if applicable);
(d) Opportunity to display City of Perth signage at the event;
(e) Access to the event for the City of Perth Digital team to produce content at the City's cost;
(f) City of Perth ratepayers will be provided with a discounted ticket price for event.

Event Sponsorship – Community Stream Assessment Scorecard

12. The application was assessed in accordance with Policy 18.13 and revised Policy 4.3, under the 2021/22 Event Sponsorship Guidelines.

13. The application was assessed by a four-person assessment panel. Scoring has been averaged for each outcome that was addressed.

14. Applicants were required to address a minimum number of criteria based on the amount request.
    (a) $20,00 and under (Address **three** of the essential criteria)
    (b) Over $20,000 (Address **ALL** of the essential criteria)

27. The application has received an assessment score above the 50% minimum threshold required for support. The assessment score of 36.37% is considered very low and indicates weak alignment with the objectives of the program.

Essential Assessment Criteria	Score (max 5)
To what extent does the event help encourage a sense of community, provide opportunities for the community to connect and strengthen social cohesion?	2.25
To what extent does the event enhance the City's reputation and position Perth as a great place to be?	2.50
To what extent does the event activate the City with vibrant activity, prioritising public spaces?	2.50
Does the event stimulate the local economy and provide opportunities for engagement with local businesses?	2.63
Sub-total 9.88 out of 20	
Mandatory Criteria *Applicants were required to address all four mandatory criteria.*	Score (max 5)
To what extent does the event celebrate diversity and demonstrate an inclusive approach?	1.75
To what extent are environmental and sustainable practices integrated into the event?	0.50
Does the event acknowledge or celebrate Aboriginal culture?	0.62
To what extent does the event promote feelings of safety and security in the city?	1.13

	Sub-total 4.00 out of 20
COVID-19 Risk Mitigation	Score (max 5)
Does the event have measures in place to ensure the health and safety of attendees and staff at the event?	0.63
Does the applicant have a reasonable and realistic contingency plan should restrictions on large gatherings be enforced at the time of the event?	2.00
	Sub-total 2.63 out of 10
Event Delivery	Score (max 5)
Does the applicant have a demonstrated capacity to manage all aspects of the event?	2.75
Does the event demonstrate financial viability through evidence of support from other government agencies, business or community organisations?	1.63
Does the event offer an adequate level and value of sponsorship benefits?	2.75
	Sub-total 7.13 out of 15
	TOTAL ASSESSMENT SCORE: 23.64 out of 65 (36.37%)

Assessment Panel Comments

28. This is a first-time sponsorship request from the applicant. The application is for a large-scale concert, with proposed big-name bands, similar to concerts that often take place in Kings Park. It is not clear why the applicant has applied for this event as a community event. The project may have been more aligned with the Event Sponsorship commercial stream.

29. City Officers met with the applicant prior to the applicant submitting an application for sponsorship. It was recommended by City Officers that the event be considered within the Commercial Stream. Applicants may however apply in the stream in which they are able to best addresses the assessment criteria. Subsequently, the applicant applied within the Community Stream and the application was assessed by the assessment paned as per the Community Stream criteria.

30. The application requests substantial support of $145,000 cash and $50,000 in-kind.
    The event model outlined in the application, is requesting the City subsidise a commercial, ticketed event that appears to be self-sustaining and profitable, with no opportunity for community participation outlined.

31. The ticket pricing is not affordable to the general community and does not align with the Event Sponsorship community stream program which has a core focus on free programming.

32. The applicant has requested in-kind support for services that the City is unable to provide. Items requested include parking attendants, traffic management plans, evacuation plans and risk management plans which are operational and required to be delivered by event organisers and cannot be offered as in-kind support. Event organisers are required to engage and manage these services directly, with the City overseeing the delivery to ensure public health and safety.

33. At the time of assessment, the applicant had not submitted an event application with the City's Activity Approvals team to hold the event at Supreme Court Gardens and had not sourced quotes for the items requested for in-kind support.

34. The application failed to address multiple questions adequately. The application does not demonstrate a value for money, encourage community participation or support local artists, and has not provided evidence of successfully holding events of this nature. The recommendation is for the applicant to develop an event model that 'is widely accessible to the public and maintains a core focus on free programming that enlivens and activates the City'.

35. The City of Perth should celebrate and promote live music, and it would be a fantastic concert to see within the city, with the proposed headlining acts outlined in the application. However, the recommendation is for applicant to plan a standalone commercial event without the City's sponsorship support.

Attachment B: Event Sponsorship Round 1 FY 2021/22 - In-kind Support Request Summary

Ref **	Applicant / Project	In-kind Request (Applicant estimate)	In-kind Estimate* (City of Perth estimate)	Requested Total Amount *(Cash and In-kind support)* and multi-year funding	Recommendation Total amount *(Cash and In-kind support)* and multi-year funding
1) a)	UniSport Australia Limited / 2021 Australian Masters Games	**$15,000**	Application Fee: $99 Venue: $7,520 Public Building: $173 Facilities: $957 Waste: $800 **Total: $9,649**	**$50,000** *($35,000 cash & $15,000 in-kind)*	**$45,000** *($35,000 cash & $10,000 in-kind)*
1) b)	Pride Western Australia Incorporated / Perth Pride Parade	The applicant did not request in-kind support.	Application Fee: $99 Roads/ Reserve: $1,379 Parking: $4,259 Council Services: $1,020 City-led production of a City of Perth Pride Parade float: $7,000 **Total: $13,757**	**$55,000 p/a** *($55,000 cash)* 3-year term requested	**$62,000 p/a** *($48,000 cash & $14,000 in-kind)* 1-year term recommended
1) c)	Perth International Jazz Festival Inc / 2021 Perth International Jazz Festival	**$9,226**	Application Fee: $198 Venue: $971 Facilities: $274 Public Building: $346 Waste: $193 Parking: $100 Council services estimate: $550 **Total: $2,632**	**$69,226 p/a** *($60,000 cash & $9,226 in-kind)* 3-year term requested	**$40,000 p/a** *($40,000 cash)* 1-year term recommended
1) d)	AFL Masters WA / AFL Masters National Carnival Perth 2021	**$40,000**	**Application Fee** **Total: $39,129**	**$50,000** *($10,000 cash & $40,000 in-kind)*	**$50,000** *($10,000 cash & $40,000 in-kind)*
1) e)	The Chung Wah Association Inc / Perth Chinese New Year Fair 2022	**Applicant did not request/ does not require in-**	N/A	**$80,000 p/a** *($80,000 cash)* 3-year term requested	**$60,000 p/a** *($60,000 cash)* 1-year term recommended

		kind support.			
1) f)	The Western Australian Yachting Foundation (inc), T/A Swan River Sailing / 2022 City of Perth Festival of Sail	Applicant did not request/ does not require in-kind support.	N/A	**$60,000 p/a** *($60,000 cash)* 3-year term requested	**$30,000 p/a** *($30,000 cash)* 1-year term recommended
1) g)	Targa West Pty Ltd / Make Smoking History Targa West, Celebration of Motorsport, City of Perth Family Zone, Shannons Classics on the Swan and The Engine Shop Targa City Sprint	**$25,000**	Terrace Road City Carpark: $23,115 **Total: $23,115**	**$101,000 p/a** *($76,000 cash & $25,000 in-kind)* 3-year term requested	**$93,115 p/a** *($70,000 cash & $23,115 in-kind)* 1-year term recommended
1) h)	Mardie & Co / SensAtion Gallery	Applicant did not request/ does not require in-kind support.	N/A	**$80,000** *($80,000 cash)*	**$20,000** *($20,000 cash)*
2) a)	Seven Network Operations Limited / Alinta Energy Christmas Pageant	Applicant did not request in-kind support.	Application Fee: $315 Venue: $4,805 Public Building: $871 Waste: $3,100 Parking (street): $5,750 Onsite Vehicles:1,900 Council services estimate: $3,850 **Total: $20,591**	**$120,000 p/a** *($120,000 cash)* 2-year term requested	**$100,000 p/a** *($79,000 cash & $21,000 in-kind)* 1-year term recommended
2) b)	Institute of Architects WA / WA Architecture Awards Ceremony	Applicant did not request/ does not require in-kind support.	N/A	**$15,000** *($15,000 cash)*	Decline

2) c)	Starr Special Events / Summer in the City	***$50,000***	Unable to estimate costs as event application was not submitted at time of assessment.	**$195,000** *($145,000 cash & $50,000 in-kind)*	Decline
TOTALS		**TOTAL REQUESTED**		**TOTAL RECOMMENDED**	
		FY 2021/22 **$875,226** *($736,000 cash & $139,226 in-kind)*		FY 2021/22 **$500,115** *($392,000 cash & $108,115 in-kind)*	
		FY 2022/23 **$485,226** *($451,000 cash & $34,226 in-kind)*		FY 2022/23 **$0**	
		FY 2023/24 **$485,226** *($451,000 cash & $34,226 in-kind)*		FY 2023/24 **$0**	

* In-kind costs are indicative and informed by information provided in the sponsorship applications and/or event applications in-line with the City's current Fees and Charges. Note, the estimates are subject to change based on final event requirements.

**Events are numbered in order of ranking from highest scoring to lowest scoring applications.

Attachment C: Event Sponsorship Round 1 FY 2021/22 - Indicative Events Calendar 2021/22

Indicative Events Calendar 2021/22

*Event Sponsorship application recommended for APPROVAL at June Ordinary Council Meeting
The below calendar **does not** reflect Event Sponsorship applications recommended for DECLINE.

The below list of facilitated and City-led events are indicative 'snapshot' ONLY, to be used only as a guide to demonstrate the City of Perth's portfolio approach *(Event Strategy 2025)*.
Events below are subject to event approval, successful sponsorship application and Council approval (if applicable).
^Facilitated Events are current venue hire bookings which are supported by the City of Perth to facilitate activation of the city.

	JULY	AUGUST	SEPTEMBER	OCTOBER	NOVEMBER	DECEMBER	JANUARY	FEBRUARY	MARCH	APRIL	MAY	JUNE
SPONSORED EVENTS	NAIDOC Week Opening Ceremony		*Targa West	*2021 Australian Masters Games	*Perth International Jazz Festival	*SensAtion Gallery 2021/22	*SensAtion Gallery 2021/22	*SensAtion Gallery 2021/22				
	Maali Festival		*AFL Masters Carnival		*PrideFEST	Symphony in the City	*Perth Chinese New Year Fair					
	Winter Lights at Brookfield Place		Awesome Arts Festival			*Alinta Energy Christmas Pageant	*City of Perth Festival of Sail					
							Event Sponsorship Round 2 *For activities between 1 January 2022 – 31 August 2022*					
	Event Sponsorship Round 1 *For activities between 1 July 2021 – 28 February 2022*											
	Major Events and Festivals Sponsorship and Events and Activation Quick Response Grants *Open year-round*											
FACILITATED EVENTS				Oktoberfest	Fisher Beach Party	Origin		Perth Leisure and Lifestyle Festival	Indonesian Cultural Festival		City Wine	Van Gogh Alive
					Mining Emergency Response Comp	Polo in the City			Pinknic			
					Pineapple Club							
CITY-LED EVENTS	Perth by Light (Winter Festival)				Twilight Hawkers Market							
						Christmas Nativity	Australia Day Festival & Skyworks	Lunar New Year		Heritage Perth Weekend		
						New Year's Eve						
	Perth Home Grown Market											
					Christmas Lights Trail							

	Community	Food/Wine/Beer/ Produce	Live Music	Sport	Arts & Culture

12.3 Economic Development Sponsorship – WAITOC Association Incorporated – Aboriginal Tourism Academy Perth 2021

Responsible Officer	Kylie Johnson – Acting General Manager Community Development
Voting Requirement	Simple Majority
Attachments	Nil.

Purpose

For Council to consider approving an application for an Economic Development Sponsorship to the Western Australian Indigenous Tourism Operators Council (WAITOC) Association Incorporated, under the 2020/21 Grants and Sponsorship Program.

Recommendation

That Council APPROVES an Economic Development Sponsorship of $40,000 (ex GST) to Western Australian Indigenous Tourism Operators Council (WAITOC) Association Incorporated for Aboriginal Tourism Academy Perth 2021.

Background

1. This sponsorship request has been considered under the City of Perth's (the City) 2020/21 Grants and Sponsorship program.
2. As part of the City's economic development activities, the City seeks to strategically engage with key industry sectors to assist in nurturing a thriving, diverse and competitive business environment. Tourism and hospitality are identified as a key sector of strategic importance for the Perth economy.
3. Through the Key Sector program under 'Tourism and Hospitality', funding is available to projects that:
   a. provide business development support for new and/or existing tourism businesses;
   b. improve the visitor experience within the City and develop workforce skills within the industry;
   c. assist in tourism product development opportunities; and
   d. promote a more collaborative approach to tourism industry development in Perth by private and public sectors, to create continuous year-round programs of activity and to position Perth as WA's key gateway destination.

Aboriginal Tourism in Western Australia

4. According to Tourism WA's 2019/20 Visitor Experience and Expectations Report, four in five visitors to Western Australia (81%) are interested in experiencing an Aboriginal tourism experience or activity, however less than one in five visitors (17%) participated in Aboriginal tourism during their Western Australian holiday.
5. In January 2021, Tourism Australia forecasted five global travel trends for 2021. Trend four identified Indigenous Experiences are on the rise and year on year, more and more travellers actively seek out and discover Indigenous tourism experiences throughout the country that allow them to connect with and learn more about Australia's First Nations People.
6. In May 2021, State Government released Tjina: Western Australian Aboriginal Action Plan 2021 – 2025. The action plan is the State Government's commitment to work alongside WAITOC and the Aboriginal tourism industry to realise a shared vision for Aboriginal tourism in the state.
7. The Tjina: Western Australian Aboriginal Action Plan 2021 – 2025 was developed in partnership with nine State Government departments and supporting organisations such as Business Events Australia, Destination Perth and Tourism Council WA. It outlines agreed steps to be undertaken by the State Government and its partners, however, it focuses on the State and with limited reference to Perth.

Aboriginal Tourism and Perth

8. The *City of Perth Act 2016* recognises the important role that the City plays in representing the broader Perth area and the State of Western Australia on both a national and international level.
9. The City has taken a leadership role in this space since 2017 by supporting the development of professional, high quality, Aboriginal cultural tourism experiences in collaboration with WAITOC.

Discussion

Applicant Details

Applicant Name	WAITOC Association Incorporated
Entity Name	WAITOC Association Incorporated
Entity Type	Other Incorporated Entity
ABN	88 206 818 729
ABN status	Active
ATO Endorsed Charity type	Not endorsed

Applicant Description

10. Established in 2000, WAITOC is a non-profit, membership-based organisation and the peak representative for Aboriginal tours and experiences in Western Australia.
11. WAITOC promotes authentic cultural experiences at a state, national and international level and provide Aboriginal tourism development programs to enhance the quality and capacity of Aboriginal cultural tourism operators and experiences in Perth and Western Australia.
12. WAITOC aims to assist in the creation of a vibrant and authentic Aboriginal tourism industry as a key component of the West Australian tourism industry and for Western Australia to become the premier destination in Australia for authentic Aboriginal experiences.

Project Details

Project Title	Aboriginal Tourism Academy Perth 2021
Project Dates	1 June 2021 – 28 February 2022
Venue	Program delivery will take place within the City and Perth Metropolitan Region with industry advisors working directly with Aboriginal tourism operators and their staff.
Estimated participation	12 Perth-based Aboriginal tourism businesses
Total Project Cost	$120,000
Total Amount Requested	$50,000 (41.66% of the total project budget) each year for two years
Recommendation	Approve
Recommended amount	$40,000 (33.33% of the total project budget) for one year
Assessment score	44.66 out of 65 (68.70%)

Project Description

13. Since 2017, WAITOC in partnership with Breakaway Tourism Pty Ltd, have delivered initiatives that aim to develop Perth Aboriginal tourism through bespoke mentorship and training programs which assist businesses, where required, for a set number of hours.

14. The Aboriginal Tourism Academy Perth 2021 (ATA Perth 2021) is a customised tourism business and staff development program designed to meet the needs of new and existing Aboriginal tourism operators within the Perth Metropolitan Region.

15. Since the 2017 Pilot Program, the programs have delivered a 717% increase in authentic Aboriginal tourism products or experiences to Perth, growing from six products in 2017 to 49 products at the end of 2020.

16. The applicant states the aim of ATA Perth 2021 is to build on the success of previous WAITOC and City of Perth programs since 2017 and benefit Aboriginal tourism operators, their employees, and the broader Aboriginal community by promoting authentic and sustainable Aboriginal tourism businesses and create meaningful careers and businesses opportunities in the tourism and hospitality sectors for Aboriginal people.

17. The ATA Perth 2021 will provide customised mentoring and training services to meet the needs of individual businesses. Examples of the customised services include, but are not limited to:

    a. COVID-19 tourism business recovery and management plan;
    b. CovidClean Practising Business Accreditation;
    c. Fundamental tourism business skills development for capacity building, growth and sustainable operations;
    d. Licensing, registrations and risk management;
    e. Specialist training/skilling programs;
    f. Professional development;
    g. Product/service development;
    h. Marketing;
    i. Business operations systems enhancement;
    j. Special projects assistance;
    k. Domestic/international consumer targeting; and
    l. Procurement.

18. The applicant states they will continue their partnership with Breakaway Tourism Pty to work directly with Perth-based Aboriginal tourism businesses to:

    a. increase revenue streams;
    b. increase profitability;
    c. develop sustainable operations;
    d. enhance quality products and services;
    e. enhance capacity of business products, services, personnel;
    f. build Perth/WA's reputation as a world-class destination for Aboriginal cultural tourism experiences;

g. create jobs and skills for Aboriginal people through the delivery of authentic, high quality Aboriginal tourism experiences; and

h. increase visitor spend and length of stay in Perth by leveraging the growth in demand for quality, authentic Aboriginal tourism experiences.

19. The applicant has identified that rather than delivering a 'one size fits all' approach, a bespoke approach of training and support services will be offered, tailoring needs to each participating business. The ATA Perth 2021 will offer three tiers of support that will provide the flexibility required to meet the needs of individual businesses.

20. Each participating business will receive:

    a. Approximately 50 hours of industry advisory, mentoring and support services to ensure a personalised and flexible approach in a supportive environment by an experienced tourism professional and industry advisor;

    b. Approximately $4,725 in support for each business including business/product/service/staff development, external training programs, accreditations and operational capacity improvements;

    c. WAITOC business support, sales and marketing services, trade/consumer events and network assistance etc;

    d. Delivery of an Aboriginal Tourism Careers Workshop in the City where successful graduates from previous years showcase their businesses and inspire/identify a new and emerging Aboriginal tourism workforce for Perth and potential for a new employee recruitment;

    e. Customised program tools and resources; and

    f. Business action plan for use during and beyond the program for ongoing business development and sustainability.

21. Key contributors to the ATA Perth 2021 include:

    a. WAITOC (lead agent, marketing, support services, funds management, reporting);

    b. Breakaway Tourism (program design, delivery, training, support services, industry agency liaison, mentoring, reporting);

    c. Indigenous Business Australia (program funding – to be confirmed); and

    d. The City (program funding).

Previous Support and Acquittals (5-year period)

Year	Amount	Project
2016-15	N/A	
2016-17	$15,000	Perth Aboriginal Tourism Development Program Pilot
2017-18	$30,000	Perth Aboriginal Tourism Development Program
2018-19	$30,000	Aboriginal Tourism Export Initiative - Perth
2019-20	$30,000	Aboriginal Tourism Academy Perth 2020
TOTAL	$105,000	

22. The City has received an acquittal for the previous support and City Officers can confirm that all previous funding has been acquitted satisfactorily.

Sponsorship Recognition

23. In addition to the broader benefits of the sponsorship outlined above, the applicant will provide the following opportunities for acknowledgement of the City's support:
    a. The City will be acknowledged as Supporting Sponsor;
    b. WAITOC will liaise with the City on the set up of the program;
    c. Recognition of the City's crest and logo on the WAITOC website;
    d. The City will be verbally acknowledged as the Supporting Sponsor at any events mentioning the program;
    e. The City's crest and logo to be displayed on marketing material (where appropriate);
    f. WAITOC to collaborate with the City to promote the businesses in the program to the wider tourism/travel industry;
    g. WAITOC to collaborate on marketing activities for the programs City and Destination Perth based businesses;
    h. Any promotion of the businesses in the program on social media will highlight the City (where appropriate); and
    i. An opportunity for the City to seek advice from the WAITOC board members regarding cultural, heritage and nature-based tourism matters.

Economic Development Sponsorship - Assessment Scorecard

24. The application was assessed by a panel of three senior staff from the Economic Development Alliance and Activation and Cultural Experience Alliance.
25. The application has received an assessment score above the 65% minimum threshold required for support. The assessment score of 68.70% is considered high when benchmarked against other applications in this program and indicates a strong alignment with the objectives of the program.

Essential Assessment Criteria *All applicants are assessed on the following criteria:*	Score (max 5)
Alignment with a Key Sector	
To what extent does the project support the growth and development of an established or emerging key sector, that represents strategic importance to the City of Perth's economy?	4.17
To what extent does the project assist the City of Perth in developing a compelling narrative on our unique selling points and raise the profile and reputation of the City of Perth as a premier Capital City to do business within the relevant sector?	3.83

Prestige and Significance	
To what extent does the applicant demonstrate prestige and significance through the quality of proposed speakers, participants, sponsors, media or the involvement or endorsement from international federations and organisations?	3.33
Project Plan and Other Funding Sources	
Has the applicant provided evidence of a robust project plan?	4.00
Has the applicant included a budget detailing investment through a variety of funding sources, illustrating that the project is not reliant on City of Perth funding to be delivered?	2.83
Has the applicant demonstrated what specific elements the City of Perth funding is supporting and what extra capacity the funding will enable?	3.00
Sponsorship Benefits	
Please rate the level of benefits and recognition provided to the City	3.17
Sub-total: 24.33 out of 35	
Additional Project Outcomes *Applicants must address at least two of the following six outcome areas. Applicants can address as many outcome areas as are relevant to the project or initiative.*	Score (max 5)
Outcome 1. Investment Attraction	3.33
Outcome 2. International Business Development	2.67
Outcome 3. Short term Direct Economic Benefits	2.83
Outcome 4. Long term Economic Development	3.83
Outcome 5. Professional Development, Training and Skill Development	4.17
Outcome 6. Linkages and Knowledge Exchange	3.50
Sub-total: 20.33 out of 30	
TOTAL ASSESSMENT SCORE: 44.66 out of 65 (68.70%)	

Assessment Panel Comments

26. The Assessment Panel states the applicant has met the objectives for 'Tourism and Hospitality' under the Key Sector program as ATA Perth 2021:
    a. provides business development support for new and/or existing tourism businesses;
    b. improves the visitor experience within the city and develop workforce skills within the industry;
    c. assists in tourism product development opportunities; and
    d. promotes a more collaborative approach to tourism industry development in Perth from private and public sectors, to create continuous year-round programs of activity and position Perth as WA's key gateway destination.

27. Aboriginal culture and history provide a unique experience to visitors of Perth and to people who reside in the broader metropolitan area. Diversifying tourism experiences and tailoring these to identified areas of interest for tourists will directly result in benefits to the City and businesses who call the city home.

28. The City has committed to reconciliation, building relationships with the Aboriginal community, building capacity and supporting growth and development of Aboriginal businesses in a variety of industries. Through this initiative, the City can support Aboriginal led programs which have proven success in achieving positive outcomes for Aboriginal businesses and in effect, Aboriginal communities.

29. The Assessment Panel have recommended $40,000 for one year, instead of the requested amount of $50,000 each year for two years. The Panel agreed that based on previous years funding (2016/17: $15,000, 2017/18: $30,000, 2018/19: $30,000 and 2019/20: $30,000), an increase of $10,000 is a reasonable recommended funding amount. It is preferable to the Panel that the City continues to work closely with the applicant to evaluate outcomes of the ATA Perth 2021 before committing to a longer-term agreement. The Panel agrees this will enable the City to understand how the Tjina: Western Australian Aboriginal Action Plan 2021 – 2025 will be delivered.

30. The applicant is currently the only peak industry representative for Aboriginal tourism in Australia however the Queensland Government has recently announced it will be forming an Aboriginal and Torres Strait Islander tourism body to tap into Queensland's growing demand for Aboriginal tourism. It is expected the draft plan for the structure of the new Queensland industry body will be announced in July 2021. The Queensland Government has identified that the new industry body will focus on providing support, advocacy and strategic planning services, including supporting tourism ventures that need start-up support over three years. This Queensland body will be a direct competitor of the applicant.

31. The applicant has shown return on investment year on year. In 2020, a year when many tourism businesses were suffering, Aboriginal tourism program recipients were innovating and brought 31 new products/experiences to the Perth market.

Stakeholder Engagement

Nil.

Decision Implications

32. If the applicant is supported, the funding to ATA Perth 2021 will go directly into supporting Perth Metropolitan Region Aboriginal tourism operators only.

33. The applicant has requested an increase this financial year from $30,000 to $50,000. Previously, $30,000 sponsorship from the City has been invested into approximately eight Aboriginal tourism businesses. The following outlines what the City can expect from differing levels of investment:

    a. No investment from the City would likely result in the applicant being able to assist three to four Aboriginal tourism businesses ;

    b. Investment to the same level as previous years i.e. $30,000, would result in approximately eight businesses gaining assistance; and

c. For every additional $5,000 the applicant will be able to assist one additional business. Therefore, additional investment of $20,000 could assist four additional Aboriginal businesses to grow a successful tourism operation. Any funds the City contributes will be invested specifically in generating employment for our First Nations People and growing Aboriginal tourism market in the Perth Metropolitan Region.

Strategic, Legislative and Policy Implications

Strategic Community Plan	
Aspiration:	Prosperity
Objective:	4.1 A sustained increase in leisure and business tourism visitation.
Issue Specific Strategies and Plans:	COVID-19 Economic Rebound Strategy - 6.2 Re-invent and Revive, Table 4

Legislation, Delegation of Authority and Policy	
Legislation:	Regulation 12 of the *Local Government (Financial Management) Regulations 1996* - payments from municipal fund or trust fund, restrictions on.
Authority of Council/CEO:	Policy 4.3 directs that any sponsorship application for more than $10,000 or from a funding round be considered by Council.
Policy:	Policy 4.3 Sponsorship and Grants - the policy directs that there be a consistent and transparent assessment process and criteria to guide recommendations to Council. An eligibility check has been conducted on all applications to ensure they are compliant with the Policy and the necessary assessment process has been followed.

34. The project also supports deliverables within the City's Reconciliation Action Plan:

a. 16 - Evaluate the existing sponsorship of Aboriginal tourism and investigate opportunities for further involvement; and

b. 16.2 - Work with West Australian Indigenous Tourism Operators Council and other providers to facilitate networking and business development opportunities for Aboriginal and Torres Strait Islander tourism operators to improve the range, quality and accessibility of Aboriginal and Torres Strait Islander cultures to visitors.

Financial Implications

35. The financial implications of the recommendations are accommodated within the existing budget.

Account Number	SP 1066 100 50 10095 7901	Operating
Account Description	Economic Development Sponsorship	
Total Budget	$690,000	
Budget – This report	$40,000	
Existing commitments previously approved by Council	$631,000	
Remaining Budget	$19,000	
Budget Impact	Accommodated in existing approved budget	

Relevant Documents

COVID-19 Grants and Sponsorship Program Guidelines

Tourism WA's 2019/20 Visitor Experience and Expectations Report

Tjina WA Aboriginal Tourism Action Plan

Further information

Nil.

13. Infrastructure and Operations Alliance Reports

'*Confidential Item Mindarie Regional Council – Future Waste Disposal Options for City of Perth*' is presented under Item 18 as it contains confidential information.

14. Corporate Services Reports

14.1 Monthly Financial Report for April 2021

Responsible Officer	Michael Kent - Project Director Strategic Finance (CFO)
Voting Requirement	Simple Majority
Attachments	Attachment 14.1A(1) - Financial Activity Statement (Apr 21) Attachment 14.1A(2) - Notes to Financial Activity Statement (Apr 21) Attachment 14.1A(3) - Capital Projects Schedule (Apr 21) Attachment 14.1B - Financial Variances - Alliance & Service Unit (Apr 21) Attachment 14.1C - Net Current Position (Apr 21) Attachment 14.1D - Investment Report (Apr 21) Attachment 14.1E - Statement of Rates Debtors (Apr 21)

Purpose

This suite of reports provides Council with timely, meaningful financial insights regarding the City of Perth's operating activities, financial performance and financial position.

Recommendation

That Council RECEIVES the following financial reports for the period ended 30 April 2021:

1. Financial Activity Statement by Nature & Type - Attachment 14.1A (1)
2. Notes to the Financial Activity Statement by Nature & Type - Attachment 14.1A (2)
3. Capital Projects Schedule - Attachment 14.1A (3)
4. Financial Variances by Alliance & Service Unit - Attachment 14.1B
5. Net Current Position - Attachment 14.1C
6. Investment Report - Attachment 14.1D.
7. Statement of Rates Debtors - Attachment 14.1E.

Background

1. Presentation of a monthly financial report to Council is both a statutory obligation and good financial management practice that:
    a. Demonstrates the City's commitment to managing its operations in a financially responsible and sustainable manner
    b. Provides timely identification of variances from budget expectations for revenues and expenditures and identification of emerging opportunities or changes in economic conditions
    c. Ensures proper accountability to the community for the use of financial resources
2. Preparation of a monthly Financial Activity Statement (FAS) is the minimal statutory requirement of the *Local Government Act 1995* and regulation 34 of the *Local Government (Financial Management) Regulations 1996*. It is also a responsible financial management practice to allow Council to effectively execute their financial management responsibilities.
3. Financial information that is required to be reported directly to Council monthly includes:
    a. Operational financial performance against budget expectations
    b. Explanations for identified variances from expectations
    c. Financial position of the City at each given month end
4. This statutory financial information is supported by additional information including investments performance and reports on rates and general debtors.

Understanding the Financial Reports

5. When reading the financial information provided in this report, 'variances' (deviations from budget expectations) are classified as being either:
    a. Favourable variance
    b. Unfavourable variance
    c. Timing variance
6. A timing variance relates to a budgeted revenue or expense that has not occurred at the time it was expected, but which is still expected to occur within the budget year. That is, the financial transaction will still occur - but just in a different month. There should be no impact on the projected budget surplus by year end.
7. A realised favourable or unfavourable variance is different to a timing variance. It represents a genuine difference between the actual and budgeted revenue or expenditure item.
8. A realised favourable year to date variance on a revenue item is a positive outcome for the City as it increases the projected budget surplus. An unfavourable variance on a revenue item has the opposite effect, resulting a decrease to the projected budget surplus.

9. A realised favourable variance on an expenditure item may have either of two causes - one being a saving because the outcome was achieved for a lesser cost, which has the effect of increasing the projected budget surplus. The other cause may be that the proposed expenditure may not have been undertaken, and is not expected to be incurred in that financial year. Whilst this may seem positive from the financial position perspective, it may not be a positive outcome for the community if the service or project is not delivered.

10. A realised unfavourable year to date variance on an expenditure item (over-expenditure) results in a decrease to the projected budget surplus.

11. The Schedule of Variances (Attachment 14.1A(1) & Attachment 14.1A(2) provide commentary on whether the nature of the variance is savings related, timing related or otherwise.

12. If a realised favourable or unfavourable variance is material in value (of significant size), it will be amended through a formal budget review process.

Discussion

13. The Financial Activity Statement by Nature & Type (Apr 2021)- Attachment 14.1A(1) presents a whole of organisation perspective on the attainment of revenue and expenditure targets overall - classified by nature and type.

14. The headline data from the Financial Activity Statement is shown in Table 1 below.

Table 1:

Item Details	YTD Budget	YTD Actual	Variance	F/ U
Operating Revenue - Excluding Rates	$ 79.908 M	$ 80.198 M	$ 290 K	F
Rates Revenue	$ 98.038 M	$ 98.008 M	($ 30 K)	U
Operating Expenditure	$ 166.722 M	$ 155.891 M	$ 10.831 M	F
Non-Operating Revenue	$ 4.864 M	$ 9.520 M	$ 4.655 K	F
Capital - Infrastructure	$ 33.214 M	$ 31.089 M	$ 2.726 M	F
Capital - Property, Plant & Equipment	$ 6.4247 M	$ 8.353 M	($ 1.930 M)	U

15. Material operating revenue and expenditure variances from Attachment 14.1A(1) are detailed (with explanatory comments) in the Notes to the Financial Activity Statement - Attachment 14.1A(2).

16. Comments on the material variances between budget and actual capital expenditures are presented in Attachment 14.1A(3) - Capital Projects Schedule which lists all approved, budgeted capital projects for 2020/21.

17. Each line item listed in the Financial Activity Statement by Nature & Type Attachment 14.1A 1) can be cross referenced (using the Note reference) back to the relevant note in Attachment 14.1A(2) or Attachment 14.1A(3) for explanations of variances.

18. Attachment 14.1B provides an alternative view showing how the organisation is tracking against budget by Alliance - and then disaggregating those figures by Service. This reporting view includes all internal charges and internal recoveries so the full service cost can be understood.

19. Examining the Financial Activity Statement - Attachment 14.1A(1) in more detail; the aggregation of operating revenues and operating expenses reflects a year to date Net Cash Deficit from Operations of ($42.9M) compared to a year to date budget of ($54.5M). This is a favourable variance of $11.1M at the end of April, increased from $10.2M last month.

20. Investing activities reflect a result of ($29.9M) compared to a year to date budget of ($34.7M). This is a favourable variance of $4.8M is largely attributable to the initial recognition of some contributed assets at Perth City link.

21. Construction of infrastructure to 30 April 2021 is at 93% of budget expectations at $31.1M, against $33.2M budget. This is an encouraging favourable financial variance but not necessarily such a favourable result in terms of overall delivery attainment. Attachment 14.1A 3) provides comments on specific variances for capital projects.

22. Acquisition of non-infrastructure to 30 April 2021 is $8.3M - well ahead of year to date budget but expenditure on this program area is heavily weighted towards the last quarter of the year. Readers are directed to Attachment 14.1A(3) for comments on specific variances.

23. Adjusting for opening funds (Net Current Position), generates the Budget Deficiency before Rates. This then indicates the Amount Required to be Raised from Rates. The difference between the Rates amount and the Deficiency before Rates is the Closing Position.

24. The Financial Activity Statement for the period to 30 April shows that a rate yield of $98.0M has been levied compared to the $98.0M budget - which was reduced by $0.85M as the Heritage Land Rates changes were recognised in the accounts in March and April.

25. The disclosed year to date Closing Position of $61.1M compares favourably to the year to date budgeted closing position of $43.9M - a variance of 39.4%, reflecting the combined impact of the favourable variances noted in this report for revenues, expenses, financing activity and investing activity.

26. The Net Current Position Report (Attachment 14.1C) indicates a year to date adjusted Net Current Position value of $79.6M versus the budget of $72.9M. This is primarily attributable to a less than anticipated draw down of municipal investments as a result of lower cash demand for capital programs plus savings on operational costs.

27. Headline data from this month's Net Current Position report is shown in Table 2 below. Comparative figures are provided for April 2020 as well as the 30 June 2020 year-end figures.

Table 2:

Item Details	Jun 2020	Apr 2020	Apr 2021
Current Assets	$ 172.756 M	$ 193.066 M	$ 211.855 M
Current Liabilities	($ 31.951 M)	($ 35.091 M)	($ 32.000 M)
Unadjusted Net Assets	$ 140.805 M	$ 162.649 M	$ 179.855 M
Less Restricted Items	($101.130M)	($ 95.977 M)	($ 101.889 M)
Adjusted Net Current Position	$ 39.675 M	$ 83.238 M	$ 79.602 M

28. Attachment 14.1D - Investment Report at April 2021 presents detail of the City's cash investment portfolio in terms of performance, percentage exposure of total portfolio by credit risk, counterparty exposure and maturity profile.

29. The report indicates the City has adequate cash flow to meet its financial obligations as and when they will fall due; and it has achieved compliance with the various Investment Policy limits.

30. The Monthly Rates Debtors Report for April 2021 (Attachment 14.1E) shows that the City has collected 97.3% of all outstanding rates (current year rates plus arrears) by the due date for the fourth and final instalment. This is again a strong collection result mirroring previous year rates collection profiles (as presented graphically in the attachment).

31. Concerns relating to how COVID-19 impact would affect the wider community's ability to meet their community obligation through payment of rates have been shown to be unwarranted. For the small portion of the community who have been financially challenged in these times, City officers have worked collaboratively to reach mutually acceptable payment arrangements with affected ratepayers.

32. Attachment 14.1E - Rates Debtors provides an analysis of rates collections by differential property rating category and overall. It also contains some brief commentary regarding payment arrangements and financial hard-ship cases.

Stakeholder Engagement

33. As the contents of this report focus on the organisation's recent past financial performance, only internal consultation with General Managers and Alliance Managers is relevant to the preparation of this report.

Decision Implications

34. Council's acknowledgement of receiving the Financial Activity Statement and supporting documents will meet its statutory obligation in respect of oversighting the City's financial resources.

Strategic, Legislative and Policy Implications

Strategic Community Plan	
Aspiration:	Performance
Objective:	5.5 A financial business model underpinned by a culture of cost management, best value and strategic financial analysis that is subject to ongoing oversight, transparency and accountability.
Issue Specific Strategies and Plans:	Nil.

Legislation, Delegation of Authority and Policy	
Legislation:	Section 6.4(1) and (2) of the Local Government Act 1995 Regulation 34(1) of the Local Government (Financial Management) Regulations 1996 This section of the Act and the related Financial Management Regulation prescribe the requirement to prepare and present to Council (monthly), a Financial Activity Statement (FAS). That FAS should contain: • Annual Budget estimates, and approved revisions to these for comparison purposes. • Actual amounts of income and expenditure to the end of the month of the FAS. • Material variances between the comparable amounts and commentary on reasons for these variances. • The net current assets at the end of the month to which the FAS relates. • An explanation of the composition of the net current assets at the end of the month to which the FAS relates. • Any other information which the local government deems relevant.
Authority of Council/CEO:	The above legislation prescribes that this report be presented to Council on a monthly basis.
Policy	Policy 2.1 - Management of Investments

Financial Implications

35. There are no direct financial implications of receiving this report as it reflects a historical accounting of financial transactions. When material variances are noted, appropriate remedial action will be initiated by the Administration in a timely and prudent manner.

Relevant Documents

Nil.

Further Information

Following the Agenda Briefing Session held on 22 June 2021, further information is provided:

36. The reference to maintenance backlog under 'Asset Maintenance Variance $594K' in the Monthly Financial Report refers to a backlog of footpath/paver defects that were picked up as part of the City's internal inspection program that commenced in 2019. There was a high level of defects initially picked up, which required remedy. Extra resources were hired to work on this backlog and extra defects were fixed this year, as part of this backlog clearing exercise. These were predominantly delivered by contractors due to a shortage of available agency staff. Ongoing repairs with the City's base resources will continue into the future.

37. The reference to favourable variance under 'Waste and Cleaning $414K' relates to a reduction in the use of external contractors to provide cleaning/maintenance services. Maintenance schedules are on track.

38. Concerning the re-prioritisation and resourcing capacity for the Town Planning Schemes, loss of planning staff that were producing the Local Planning Strategy resulted in the need for staff to be temporarily redeployed from the local planning scheme ($145K) to ensure delivery of the draft Local Planning Strategy was prioritised. This has resulted in a delay in the Local Planning Scheme No.3 project. The Local Planning Scheme No.3 is programmed as a project for 2021/22. The additional $45K variance relates to the UWA – QEII Special Centre Precinct Plan for the early community engagement which the City is currently undertaking with Hames Sharley.

39. For the Winthrop Avenue and Thomas Avenue Shared Path, budget was transferred to reserve to align with the major capital funding in the Long Term Financial Plan. Some planning associated with this project was undertaken this year which reflects the $100K expended to date. Subject to continued Council support, the project is programmed for 2022/23 and 2023/24.

40. The funds spent on the Trafalgar Bridge are sourced from an infrastructure maintenance budget and therefore there is no specific line item. A $40K purchase order has been raised for the repairs which included sanding as well as standard maintenance items such as oiling. Following the sanding, several planks will need to be replaced at a cost of approximately $30K. This work is currently in progress. The costs for timber repairs for Trafalgar Bridge will be funded by the infrastructure maintenance budget.

41. There is a delay in trading a number of vehicles and fleet items due to the delay in receiving their replacements. Shipping was impacted by COVID-19 and has resulted in a significant carry forward value for the acquisitions.

42. Regarding the Always On and Branding for Perth, since December/January there have been no new purchase orders raised against these projects unless they have been tied to residual commitments made prior to the projects being paused.

43. The below spend per financial year is associated with consultants assisting with the Local Planning Strategy:

    a. 2017/18 - $281,345.52

        i. Technical studies - Housing analysis. Neighbourhood centre analysis – 'health check'

        ii. State government engagement workshops

        iii. Graphic design plans

        iv. Crawley – Nedlands community engagement

b. 2018/19 - $127,922
   i. Graphic design plans and document
   ii. Technical studies - Commercial land use analysis and forecast. Complete housing analysis
   iii. State Government engagement workshops
c. 2019/20 - $179,640
   i. Technical studies - Built form character study. Economic Analysis of centres
   ii. Architectural illustrations, graphic design plans and graphic design of document
d. 2020/21 - $188,128.75
   i. Detailed character study Crawley – Nedlands
   ii. Architectural illustrations, graphic design plans and graphic design of document
   iii. Technical assistance in completing draft Local Planning Strategy

City of Perth Financial Activity Statement - Nature and Type Apr - 2021 Attachment A(1)

Detail	Note	Revised Annual Budget	YTD Budget	YTD Actual	YTD Budget Variance $	YTD Budget Variance %	Budget Impact
Revenue from Operating Activities							
Operating Grants	1	2,735,042	2,499,480	2,548,854	49,373	2.0%	✓
Contributions and Donations	2	934,530	842,239	727,953	(114,287)	(13.6%)	✗
Fees and Charges - Waste	3	10,083,090	9,933,137	9,821,807	(111,330)	(1.1%)	✗
Fees and Charges - Community Services	4	4,184,048	3,350,175	3,224,582	(125,593)	(3.7%)	✗
Rental and Hire Revenue	5	3,858,056	3,083,476	3,021,626	(61,850)	(2.0%)	✗
Parking Fees	6	58,404,557	48,608,838	48,662,334	53,496	0.1%	✓
Fines and Costs	7	9,371,827	7,896,827	8,449,585	552,758	7.0%	✓
Interest Earned	8	2,204,143	1,924,327	1,605,766	(318,561)	(16.6%)	✗
Profit on Disposal of Assets*	9	483,342	155,561	135,897	(19,664)	(12.6%)	✗
Distribution from Investments*	10	737,221	703,221	1,016,862	313,641	44.6%	✓
Other Revenue	11	1,091,024	911,277	983,656	72,379	7.9%	✓
Subtotal		94,086,880	79,908,559	80,198,921	290,362	0.4%	✓
Expenses							
Employee Costs	12	(75,656,712)	(63,242,919)	(58,301,890)	4,941,030	7.8%	✓
Advertising	13	(1,974,481)	(1,746,228)	(1,696,881)	49,347	2.8%	✓
Contractors and Consultants	14	(36,900,022)	(29,770,102)	(24,871,769)	4,898,333	16.5%	✓
Insurance	15	(1,072,407)	(893,476)	(923,536)	(30,059)	(3.4%)	✗
Waste Tipping Charges	16	(3,729,296)	(2,918,305)	(3,168,642)	(250,338)	(8.6%)	✗
Other Charges	17	(4,323,495)	(3,517,264)	(3,400,440)	116,824	3.3%	✓
Materials	18	(3,375,177)	(2,707,524)	(2,286,156)	421,368	15.6%	✓
IT Support and Maintenance	19	(4,213,985)	(3,465,066)	(3,120,276)	344,790	10.0%	✓
Plant and Fleet Costs	20	(1,031,954)	(858,408)	(452,704)	405,705	47.3%	✓
Utilities	21	(3,482,455)	(2,893,668)	(2,757,388)	136,280	4.7%	✓
Depreciation*	22	(37,541,567)	(31,245,499)	(31,037,954)	207,544	0.7%	✓
Interest Expenses	23	(273,621)	(252,181)	(360,231)	(108,050)	(42.8%)	✗
Loss on Asset Disposal*	24	(2,958,594)	(1,878,729)	(1,932,707)	(53,977)	(2.9%)	✗
Change in valuation of Disposal*	25	0	0	0	0	0.0%	!
Work in Progress not Capitalised*	26	0	0	(950,240)	(950,240)	0.0%	!
Parking Bay Levy	27	(17,404,186)	(14,518,227)	(14,589,504)	(71,277)	(0.5%)	✗
Other Expenses	28	(8,088,275)	(6,814,937)	(6,041,336)	773,602	11.4%	✓
Subtotal		(202,026,227)	(166,722,535)	(155,891,654)	10,830,882	6.5%	✓
Total - Operating Activities		(107,939,347)	(86,813,976)	(75,692,732)	11,121,244	12.8%	✓
Add Back Non Cash Items*		39,279,598	32,265,445	32,768,142	502,696	1.6%	✓
Net Surplus / (Deficit) from Operations		**(68,659,749)**	**(54,548,530)**	**(42,924,590)**	**11,623,940**	**21.3%**	✓
Investing Activities							
Non Operating Grants	29a	5,849,093	4,864,417	5,471,605	607,188	12.5%	✓
Initial Recognition / Contributed Assets	29b	0	0	4,048,548	4,048,548	0.0%	!
Purchase of Property, Plant & Equipment	30	(13,991,676)	(6,424,032)	(8,353,714)	(1,929,682)	30.0%	✓
Construction of Infrastructure	30	(48,794,766)	(33,214,438)	(31,089,651)	2,124,787	(6.4%)	✗
Proceeds from Sale of Plant & Equipment	31	1,354,679	0	0	0	0.0%	!
Sub Total - Investing Activities		**(55,582,670)**	**(34,774,053)**	**(29,923,212)**	**4,850,841**	**13.9%**	!
Financing Activities							
New Loan Proceeds	32	0	0	0	0	0.0%	!
Repayment of Borrowings	33	(4,233,037)	(3,130,650)	(3,130,650)	0	0.0%	!
Lease Principal Payments	34	0	0	0	0	0.0%	!
Transfers to Reserves	35	(75,497,890)	(63,758,401)	(62,933,754)	824,647	1.3%	✓
Transfers from Reserves	36	69,143,574	62,186,000	62,179,000	(7,000)	(0.0%)	✗
Sub Total - Financing Activities		**(10,587,353)**	**(4,703,051)**	**(3,885,404)**	**817,647**	**(17.4%)**	✗
Budget Deficiency before Rates		**(134,829,772)**	**(94,025,634)**	**(76,733,206)**	**17,292,428**	**18.4%**	✓
Opening Position at 1 July	37	39,844,237	39,844,237	39,844,237	0	0.0%	!
Amount Raised from Rates	38	98,013,434	98,038,434	98,008,523	(29,911)	(0.0%)	✗
Closing Position Surplus (Deficit)		**3,027,900**	**43,857,037**	**61,119,554**	**17,262,517**	**39.4%**	✓

Legend

Favourable impact on Budget Surplus ✓ Unfavourable impact on Budget Surplus ✗

Notes to Financial Activity Statement - Apr 2021

Attachment A (2)

The Note reference and descriptor in each summary box below link back to the relevant line item on the Financial Activity Statement. The variance is then expressed as both a dollar value and a percentage. Letter F or U refers to the impact of the variance on the budget surplus (favourable / unfavourable).

Notes to Accompany FAS - Operating Revenues

Comments on the 0.4% favourable variances in Operating Revenues are provided below.

Note 1	Operating Grants	Variance $	Variance %	Type
▲	Increase Actual Surplus	$49K	2%	F

The local road and assistance grants through infrastructure stimulus program are in line with budget expectations.

Note 2	Contributions & Donations	Variance $	Variance %	Type
▼	Decrease Actual Surplus	($114K)	(13.6%)	U

$80K unfavorable variance is related to anticipated Christmas Light Trail and Art activations contributions/collaborations from small retailers and WA Museum which did not materialize. $35K is a timing variance on the Lottery West grant for Heritage Perth weekend.

Note 3	Fees & Charges - Waste	Variance $	Variance %	Type
▼	Decrease Actual Surplus	($111K)	(1.1%)	U

The waste collection fees are close to budget expectations.

Note 4	Fees & Charges - Community Services	Variance $	Variance %	Type
▼	Decrease Actual Surplus	($126K)	(3.7%)	U

Delays in annual invoicing for eating and lodging house licenses and food premises inspections is causing a ($140K) variance and ($146K) variance is related to children's, visitors and senior's services which have all been adversely impacted by Covid. A large volume of building and permit applications submitted prior to building regulation changes taking affect from 1 May 21 resulted in increased revenue of $165K.

Note 5	Rental & Hire Revenue	Variance $	Variance %	Type
▼	Decrease Actual Surplus	($62K)	(2.0%)	U

Rental and hire revenues are now in line with adjusted budget expectation as approved in the statutory budget review.

Note 6	Parking Fees	Variance $	Variance %	Type
▲	Increase Actual Surplus	$53K	0.1%	F

Parking revenues are now in line with adjusted budget expectation as approved in the statutory budget review.

Note 7	Fines & Costs	Variance $	Variance %	Type
▲	Increase Actual Surplus	$552K	7.0%	F

An extremely conservative budget was set for fines (infringements) in the original 2020/21 budget due to the uncertainty of the post Covid rebound. Reality has proven to be less significant than the predicted downturn impact. The positive variance has been recognized in the statutory budget review. The first three months of the new calendar year continue to show a minor positive variance to budget.

Note 8	Interest Earned	Variance $	Variance %	Type
▼	Decrease Actual Surplus	($319K)	(16.6%)	U

Interest revenues are below budget expectations with the interest rates having dropped several times since the budget was prepared. A change in accounting treatment for investment distributions from Colonial Mutual has also had an impact on this line item (see note 10). The annual interest revenue budget has been adjusted downwards in the statutory budget review – with a partial offset for the unbudgeted investment distribution shown below. Net difference is currently around ($5K).

Note 9	Profit on Disposal of Assets	Variance $	Variance %	Type
▼	Decrease Actual Surplus	($20K)	(12.6%)	U

The anticipated profit on disposal is now in line with adjusted budget expectation as approved in the statutory budget review.

Note 10	Distribution from Investments	Variance $	Variance %	Type
▲	Increase Actual Surplus	$314K	44.6%	F

This gain in distribution from investments results from a change in the accounting treatment from distributions from the City's Colonial First State Investment which is marked to the ASX share index.

Note 11	Other Revenue	Variance $	Variance %	Type
▲	Increase Actual Surplus	$72K	7.9%	F

$45K insurance claim receipts for poles in Murray Street, damage to condenser, Forrest Chase escalator and artwork.

Notes to Accompany FAS - Operating Expenses

Comments on the 6.2% favourable variance in Operating Expenses are provided below.

Note 12	Employee Costs	Variance $	Variance %	Type
▲	Increase Actual Surplus	$4,941K	7.8%	F

The savings in employee expenses are a result from vacant positions that are in the process of recruitment. In addition to this, an allowance was included in the budget for the yet to be resolved EBA process and staff leave in excess of 4 weeks per year is allocated against the balance sheet provision rather than as an operating expense.

Note 13	Advertising	Variance $	Variance %	Type
▲	No impact on Actual Surplus	$49K	2.8%	F

Advertising expenses are now in line with adjusted budget expectation as approved in the statutory budget review.

Note 14	Contractors & Consultants	Variance $	Variance %	Type
▲	Increase Actual Surplus Overall	$4,898K	16.5%	F

The variance to budget is a combination of savings and delay of projects or initiatives. Disclosed by service, the main variances are listed below:

- Parks and Environment Operations - $698K timing variance due to delayed invoicing by suppliers for watering and ground bed maintenance and $79K favourable variance in utility expenses.
- Asset Maintenance $594K favourable variance - resource capacity issues for planned and reactive maintenance (engagement of agency staff to help clear the maintenance backlog is proposed for the second half of the year) and the variance is further impacted by delayed invoicing from suppliers.
- Community Safety - $543K Safe City Patrols timing variance as the tender only closed at the end of August and expenses were only incurred from November.
- Events and Activation - $372K timing variance from delays in invoicing by suppliers for various events and activations.
- Culture and Arts Management - $224K favourable variance relating to activation and screen curation and cultural exchange program postponed due to Covid. $151K timing variance across various operating projects.
- Waste and Cleaning - $414K favourable variance is delayed maintenance expenditure.
- Parking Services - $470K favourable variance relating to reduced requirement for security services at events and carparks due to reduced events activity impacted by Covid.

- Community Support Services - $149K favourable related to a combination of savings and delayed invoicing across children's, visitors', seniors' and homelessness services and $137K timing various across various operating projects.
- City Planning - $190K favourable variance relates to delays with Town Planning Schemes due to re-prioritisation of activities and resourcing capacity.
- Public Health - $117K savings related to outsourced health inspections.
- ICT Services - $182K favourable variance related to a combination of savings and delayed invoicing by suppliers.
- Economic Development - $173K favourable variance related to a combination of savings and delayed invoicing by suppliers for workshops, sector development and international relations.
- Transport and Urban Design - $111K favourable variance due Riverfront Masterplan. Scope of project has been expanded during statutory budget review. Public consultation contractor has been engaged as well as Elders group. Currently awaiting further invoices from contractors. In addition to this, $93K variance is related to transport modelling and virtual city modelling initiatives that have incurred minimal contractors' expenses to date.
- Urban Forrest Plan – $60K timing variance.

Note 15	Insurance	Variance $	Variance %	Type
▼	Decrease Actual Surplus	($30K)	(3.4%)	U

This variance reflects a claims excess applied by the City's insurer to the City's insurance claims related to lift maintenance issues.

Note 16	Waste Tipping Charges	Variance $	Variance %	Type
▼	Decrease Actual Surplus	($250K)	(8.6%)	U

Actual expenditure exceeds budget due to an unforeseen contract increase applied by the third-party facility operator after the City's budget was adopted. Unfortunately, the City is contractually obliged to accept the increase.

Note 17	Other Charges	Variance $	Variance %	Type
▲	Increase Actual Surplus	$116K	3.3%	F

Favourable variance in cash collection and subscriptions and memberships across the city.

Note 18	Materials	Variance $	Variance %	Type
▲	Increase Actual Surplus	$421K	15.6%	F

Timing variance for purchase of signage, bins and minor equipment. Favourable variance across printing, stationary and materials.

Note 19	IT Support & Maintenance	Variance $	Variance %	Type
⌛	Timing Difference	$345K	10.0%	F

Timing variance mainly related to ICT network hardware, ICT system software and licenses.

Note 20	Plant & Fleet Costs	Variance $	Variance %	Type
▲	Increase Actual Surplus	$405K	47.3%	F

Motor vehicle and fleet repair costs are now allocated in note 14 (contractors and consultancy), there is also an $96K saving in fuel expenses.

Note 21	Utilities	Variance $	Variance %	Type
▲	Increase Actual Surplus	$136K	4.7%	F

Primarily this relates to lower actual expenses relative to budget due to a combination of savings across power, gas and telecommunication charges and some delayed invoicing.

Note 22	Depreciation (Non-Cash)	Variance $	Variance %	Type
▲	Decrease Actual Surplus	$207K	0.7%	F

Depreciation is now in line with adjusted budget expectation as approved in the statutory budget review.

Note 23	Interest Expenses	Variance $	Variance %	Type
Nil	No cash impact on Actual Surplus	($108K)	(42.8%)	U

A newly imposed accounting treatment has required the City to recognise right of use assets as interest expenses and lease liability. This is a book entry only and does not result in any outflow of cash. The City questions the value of this accounting standard - but is required to comply with it, nonetheless.

Note 24	Loss on Asset Disposal (Non-Cash)	Variance $	Variance %	Type
Nil	No cash impact on Actual Surplus	($54K)	(2.9%)	U

Anticipated losses on disposal of vans, road sweepers and trucks and minor plant not been fully realised.

Note 25	Loss on Revaluation of Asset (Non-Cash)	Variance $	Variance %	Type
Nil	No cash impact on Actual Surplus	$0	-	-

This is part of the 'mark to market' treatment of the City's Colonial Fund investment. Any negative revaluations will be offset against the gains identified in Note 10 at year end.

Note 26	Work in Progress not Capitalised	Variance $	Variance %	Type
Nil	No cash impact on Actual Surplus	($950K)	0%	F

Costs incurred in previous years and transferred to the Work in Progress Account previously are now required to be expensed. This is an accounting entry only with no cash impact to this financial year as the invoices were processed and paid in a previous year.

Note 27	Parking Levy	Variance $	Variance %	Type
▼	Decrease Actual Surplus	($71K)	(0.5%)	U

The parking levy expenses are in line with budget expectations. Each year, the City prepays (in July and August) approximately $17.5M in levies in advance for the parking bays used to generate our anticipated parking revenues. The prepayment is then expensed month by month to the City's accounts. Where parking bays are temporarily out of action, the City can seek an adjustment (refund) for the levy prepaid to state government.

Note 28	Other Expenses	Variance $	Variance %	Type
⌛	Timing Difference	$773K	11.4%	F

This variance is mainly related to the timing of the sponsorship, precinct development and business grants because the expenditure profile is not known with certainty at budget time.

Notes to Accompany FAS - Investing Activities

Investing Activities include sources grants for capital projects, sale of assets, acquisition and construction of assets. Comments on the 15.2% overall favourable variance are made below.

Note 29a	Non-Operating Grants	Variance $	Variance %	Type
⌛	Timing Difference	$407K	12.5%	F

Timing variance related to Roads to Recovery and Metropolitan Regional Road Group grants for capital projects.

Note 29b	Initial Recognition/Contributed Assets	Variance $	Variance %	Type
Nil	No cash impact on Actual Surplus	$4,049K	0%	-

Contribution Perth City Link assets of $3M, and recognition of additional assets across the city $1.1M

Note 30	Purchase of Property Plant & Equipment	Variance $	Variance %	Type
▲	Increase Actual Surplus	$1,930K	30.0%	F

Refer to the separate Capital Projects Schedule (Apr 21) for details of all capital projects and commentary on material variances identified therein.

Note 30	Construction of Infrastructure	Variance $	Variance %	Type
⌛	Timing Difference	($2,125K)	(6.4%)	U

Refer to the separate Capital Projects Schedule (Apr 21) for details of all capital projects and commentary on material variances identified therein.

Note 31	Proceeds from Sale of Equipment	Variance $	Variance %	Type
Nil	No impact on Actual Surplus	$0	0%	F

The actual figures for this line item are currently being prepared as plant items are traded.

Notes to Accompany FAS - Financing Activities

Financing activities include borrowing, debt repayment and management if cash reserve funds. Currently these activities reflect a 17.4% favourable variance. Comments on the individual variances are detailed below.

Note 32	New Loan Proceeds	Variance $	Variance %	Type
Nil	No impact on Actual Surplus	$0K	0%	-

Although the City's budget initially provided for borrowings, they have not been required to date and the borrowing requirement was removed in the statutory budget review.

Note 33	Repayment of Borrowings	Variance $	Variance %	Type
Nil	No impact on Actual Surplus	$0K	0%	F

Repayment of principal on current loan borrowings are in line with budget expectations. The statutory budget review included the removal of loan principal repayments for the proposed borrowings which will now not proceed.

Note 34	Lease Principal Repayments	Variance $	Variance %	Type
Nil	No impact on Actual Surplus	$0K	0%	F

This is a year-end transaction for financial disclosure purposes and does not have a cash impact in the current year.

Note 35	Transfer to Reserves	Variance $	Variance %	Type
▼	Decrease Actual Surplus	$824K	1.3%	U

The difference between budget and actual Transfers to Reserves is attributable to the lesser amount of interest revenue earned on reserve fund investments and being transferred to reserves.

Note 36	Transfers from Reserves	Variance $	Variance %	Type
⌛	Timing Difference	($7K)	(0%)	U

The difference between budget and actual Transfers from Reserves is a minor timing difference.

Note 37	Opening Budget Position	Variance $	Variance %	Type
Nil	No impact on Actual Surplus	$0K	0%	F

To allow local governments to adopt their budgets before previous year accounting accruals are completed, they are allowed to conservatively estimate the final year-end balance (which becomes the opening position for the next year). The City's estimated opening position was subsequently adjusted to the audited figure in the statutory budget review as required under the appropriate local government guidelines. This reversed out the earlier variance.

Note 38	Amount raised from Rates	Variance $	Variance %	Type
▼	Decrease Actual Surplus	($30K)	0%	U

The Amount raised from Rates at rates-strike date was in line with budget expectations at $98.3M and was subsequently increased to $98.8M through interim rates from new properties.

However, the City was subsequently advised by the Valuer General that recent changes to the Heritage Lands Act (applying retrospectively) have resulted in the City having to refund approximately $850K for rates levied on heritage lands (including vacant sites at Elizabeth Quay. Allowance was made for this adjustment in the statutory budget review.

Capital Projects Schedule - 30 April 2021

NOTE 30

Attachment A (3)

Detail	Revised Annual Budget	YTD Budget	YTD Actual	YTD Budget Variance $	YTD Budget Variance %	Budget Impact	Comments on Variances
CEO Alliance							
10228 - Perth City Kids App	110,000	-	-	0	0.0%	!	Design and build to be completed within this financial year. Christmas Lights trail Identified as carry forward.
10523 - Website Phase Three	355,000	295,000	248,016	46,984	15.9%	✓	New vendor appointed, anticipated completion before end of financial year.
14127 - Website Phase Two	34,168	34,168	34,168	0	0.0%	✓	Project complete
Total - CEO Alliance	499,168	329,168	282,184	46,984	14.3%		
Corporate Services Alliance							
10222 - ICT - Mobile Devices	35,000	35,000	29,978	5,022	14.3%	✓	Practical completion. Remaining funds to be allocated to minor purchases.
10310 - Kofax	50,000	50,000	-	50,000	100.0%	✓	Currently reviewing responses from vendors, unlikely to award successful vendor prior to June. Carry forward required.
10322 - Live Streaming	150,000	-	-	0	0.0%	!	Newly created project, project to be carried forward.
10474 - ICT Audiovisual Renewal	-	-	-	0	0.0%	!	Project closed.
10475 - ICT Desktop Asset Renewal	165,221	165,221	74,163	91,058	55.1%	✓	Expected project completion June.
10476 - ICT Network Asset Renewal	119,686	119,686	43,601	76,085	63.6%	✓	Expected project completion June.
10477 - ICT UPS Asset Renewal 20 21	36,240	36,240	36,240	0	0.0%	✓	Project completed.
14104 - Supply Chain Automation	27,977	27,977	-	27,977	100.0%	✓	0
14141 - CA Service Desk Replacement	360,000	250,000	251,225	(1,225)	(0.5%)	✗	Expenses are within full annual budget. Software is implemented and purchase order raised for the remainder of the project.
14433 - Unified Comms Refresh & Replacement Telephoı	300,000	-	-	0	0.0%	!	$300K expected carry forward.
14439 - Core System Consolidation	210,322	202,887	115,257	87,630	43.2%	✓	Budget to be transferred to the technology upgrade reserve as identified in the reprioritisation report. No further expenditure this year.
Total - Corporate Services Alliance	1,454,446	887,011	550,464	336,547	37.9%		
Community Development Alliance							
10040 - Conservation Public Art	44,000	26,400	24,666	1,734	6.6%	✓	Project on track to be completed within full year budget.
10116 - Safe Night Spaces	825,000	575,000	80,483	494,517	86.0%	✓	Construction works completed. Building to be handed over to Asset Management and Facilities Maintenance. Actual expenditure within Infrastructructure Alliance.
10194 - Light it up Program	280,000	-	-	0	0.0%	!	Project identified to be carried forward.
10234 - EPO - SP Elevating Platform	15,490	-	15,490	(15,490)	0.0%	!	Project completed.
10264 - UC - Crew Cab Ute	116,177	-	36,275	(36,275)	0.0%	!	20/21 Plant and vehicle replacement program has achieved $510K savings and $1.2M in total has been identified as carry forward on the reprioritisation
10265 - UT - Utilities	96,245	51,745	36,245	15,500	30.0%	✓	20/21 Plant and vehicle replacement program has achieved $510K savings and $1.2M in total has been identified as carry forward on the reprioritisation
10267 - VM - Trailered Variable Message Sign	45,500	-	45,500	(45,500)	0.0%	!	Project completed.
10441 - Art Acquisitions	36,990	36,990	36,990	0	0.0%	✓	Project completed.
10466 - CCTV Camera & Pole Reactive Renewals 2020 to	104,000	104,000	30,774	73,226	70.4%	✓	Works are underway, new CCTV poles installed. Project is on track, expected completion end of May.
10467 - CCTV Camera Network New Camera Expansion 2	395,000	395,000	308,338	86,662	21.9%	✓	Project commenced, cameras are being installed on new CCTV poles. Expected completion mid June.
10478 - IT Equipment Renewal Supporting CCTV Infrastru	111,000	82,000	33,286	48,714	59.4%	✓	Evaluation meeting complete, report to be written authorising contracts. Tender to be awarded 13th May. CCTV computers due to arrive mid June. Project on track.
11967 - Wellington Square Enhancement	544,000	544,000	142,967	401,033	73.7%	✓	Playground works completed. Scheduled end of May for Automated Public Toilet.
12171 - ACH Database and Portal Project	-	-	-	0	0.0%	!	Value for money outcome achieved - savings realised, project identified as part of cities reprioritisation.
14070 - Loudspeaker	21,369	21,369	19,035	2,334	10.9%	✓	Project completed with minor saving.
14098 - Plaques	6,372	6,372	9,654	(3,282)	(51.5%)	✗	Project completed. Overspend related to carry over of previous year budget.
14133 - CCTV Implementation Strategy	170,851	170,851	99,410	71,441	41.8%	✓	Infrastructure to support CCTV cameras have been installed. PTA currently mid works, mechanical issue preventing completion, expected delay four weeks. Anticipated carry forward.
23428 - Development of LMDRF online record keeping ar	100,000	100,000	-	100,000	100.0%	✓	Project is currently on track, set for completion 30th June 2021.
23431 - Branding for Perth	0	0	-	0	100.0%	✓	Value for money outcome achieved - savings realised, project identified as part of cities reprioritisation.

Capital Projects Schedule - 30 April 2021

NOTE 30

Detail	Revised Annual Budget	YTD Budget	YTD Actual	YTD Budget Variance $	YTD Budget Variance %	Budget Impact	Comments on Variances
Total - Community Development Alliance	2,911,994	2,113,727	919,114	1,194,613	56.5%		
Planning and Economic Development Alliance							
10464 - Parking Trial	-	-	-	0	0.0%	!	
10473 - East Perth Foreshore PSP and Lighting Upgrade V	1,500,000	109,304	54,236	55,068	50.4%	✓	This project has been Identified as carry forward, $1.39M
10479 - Landscaping and Hostile Vehicle Incursion Prever	488,800	93,617	44,708	48,909	52.2%	✓	This project has been identified as carry forward, $400K.
10481 - Minor Urban Interventions	130,520	70,000	125,065	(55,065)	(78.7%)	✗	Project complete.
10482 - Mount Street East Concept	120,000	120,000	4,541	115,459	96.2%	✓	Project on track for end of June finish. Finalisation of traffic modelling study that could lead to a risk of longer Main Roads approval timeframes. This modelling will effect the signalised intersection / pelican crossing.
10489 - Pedestrian Crossings Improvement 20 to 21	200,000	200,000	-	200,000	100.0%	✓	Design work will be completed this financial year. Construction will be undertaken in FY 21/22. Carry forward to account for those future construction works.
10491 - Retail Core Refresh	-	-	-	0	0.0%	!	Budget to be transferred to the capital program reserve as identified in the reprioritisation report. Included in draft 21/22 budget as Retail Mall Enhancement.
10507 - Roe Street Upgrade Fitzgerald to Beaufort St	-	-	2,073	(2,073)	0.0%	!	0
10508 - Smart Bus Stops Real Time Information	68,000	64,222	-	64,222	100.0%	✓	Project On Track. Transperth prototype has been delivered to Perth and passed testing. Sites have been selected. Hardware has been ordered.
10509 - Smart Cities Carbon Neutral Council Pier Street S	224,000	219,520	1,899	217,621	99.1%	✓	Project is on HOLD, seeking direction from commercial properties.
10510 - Smart Water and Electricity Meters	61,000	61,000	13,392	47,608	78.0%	✓	Water meters quotes received, electricity meter data flowing well. Working on dashboard integration with IT. Anticipated completion prior to end of financial year.
10515 - Street Furniture Replacement Program	105,000	66,085	38,368	27,716	41.9%	✓	$27k for remaining to be used for works regarding street furniture installation costs.
10522 - Urban Forest Plan - Infill tree planting	675,000	355,000	283	354,717	99.9%	✓	Tree planting to take place in May and June, with a number of PO's raised to account for those works. Project is on track.
12192 - Projects from Lighting Masterplan	50,364	50,364	43,015	7,349	14.6%	✓	Project has been completed with minor savings.
12276 - Roads (Crawley Nedlands) Various	62,000	62,000	12,305	49,695	80.2%	✓	Project is progressing well and on time. 85% Detailed Designs received. Approvals and consent regarding works and asset management received from both stakeholders UWA and DBCA.
12277 - Kerbside review implementation	1,350	1,350	3,148	(1,798)	(133.2%)	✗	Project completed.
14096 - Spring Street pedestrian crossing	400	400	-	400	100.0%	✓	Residual from last year budget.
14109 - Bus Shelter Program	289,000	150,463	119,492	30,971	20.6%	✓	Multi year project that is externally funded. Procurement of bus shelters and installation is underway and expenditure is within full year budget.
14147 - Smart Cities - Data Hub Phase 2 Ops	125,000	125,000	101,286	23,714	19.0%	✓	Project is on track with expectation of spending allocated for June 2021. This includes the software licence to maintain the Smart City Program.
14154 - Winthrop Avenue/Thomas Street Shared Path	100,187	93,457	100,187	(6,730)	(7.2%)	✗	Budget to be transferred to the capital program reserve as identified in the reprioritisation report.
Total - Planning and Economic Development Alliance	4,200,621	1,841,782	663,999	1,177,784	63.9%		
Infrastructure and Operations Alliance							
10002 - Contributed Assets	-	-	2,969,537	(2,969,537)	0.0%	!	Contributed Assets which never form part of the budget.
10028 - Hay st Mall Feature Lighting	300,000	300,000	132,967	167,033	55.7%	✓	Scheduled completion for end of June
10100 - Moore Street Pavement Works	97,000	97,000	96,582	418	0.4%	✓	Project completed.
10112 - Initial Recognition of Assets	-	-	1,079,010	(1,079,010)	0.0%	!	Initial recognition of assets which never form part of the budget.
10116 - Safe Night Spaces	-	-	778,714	(778,714)	0.0%	!	Construction works completed. Building to be handed over to Asset Management and Facilities Maintenance. Budget within Community Development Alliance.
10181 - Electricity meter Concert Hall car park	48,000	-	-	0	0.0%	!	Works underway, expected completion June.
10187 - Street Lighting - MRWA MOU lighting	50,000	50,000	5,110	44,890	89.8%	✓	Contract awarded and completion expected at the end of May.
10188 - Civil Structure- JH Abrahams River wall repairs	600,000	400,000	254,968	145,032	36.3%	✓	Footpaths works continuing and expected to be completed by June 2021. Temporary repairs to failed section in June 2021. Reconstruction of failed section scheduled for more favourable tides starting Nov. 2021. Estimate additional budget of $289,000 required to complete project.
10238 - GM3 - SP3 Gang Mower	64,191	-	64,191	(64,191)	0.0%	!	20/21 Plant and vehicle replacement program has achieved $510K savings and $1.2M in total has been identified as carry forward on the reprioritisation
10240 - LD - Loader 4WD Class 20WL	17,891	-	17,891	(17,891)	0.0%	!	20/21 Plant and vehicle replacement program has achieved $510K savings and $1.2M in total has been identified as carry forward on the reprioritisation.
10243 - LT0 - 2-3 Tonne Trucks	119,685	-	-	0	0.0%	!	20/21 Plant and vehicle replacement program has achieved $510K savings and $1.2M in total has been identified as carry forward on the reprioritisation
10244 - LT1 - 4-6 Tonne Trucks	40,000	-	-	0	0.0%	!	20/21 Plant and vehicle replacement program has achieved $510K savings and $1.2M in total has been identified as carry forward on the reprioritisation

Capital Projects Schedule - 30 April 2021

NOTE 30

Attachment A (3)

Detail	Revised Annual Budget	YTD Budget	YTD Actual	YTD Budget Variance $	YTD Budget Variance %	Budget Impact	Comments on Variances
10247 - MP - Minor Plant	6,536	-	6,536	(6,536)	0.0%	!	20/21 Plant and vehicle replacement program has achieved $510K savings and $1.2M in total has been identified as carry forward on the reprioritisation
10248 - PV1 - Medium Panel Vans	43,540	-	-	0	0.0%	!	20/21 Plant and vehicle replacement program has achieved $510K savings and $1.2M in total has been identified as carry forward on the reprioritisation
10249 - PV2 - Large Panel Van	186,407	-	-	0	0.0%	!	20/21 Plant and vehicle replacement program has achieved $510K savings and $1.2M in total has been identified as carry forward on the reprioritisation
10252 - RM2 - Large Rotary Mowers	140,925	-	67,925	(67,925)	0.0%	!	20/21 Plant and vehicle replacement program has achieved $510K savings and $1.2M in total has been identified as carry forward on the reprioritisation
10253 - RS1 - Pavement Sweepers	467,983	-	-	0	0.0%	!	20/21 Plant and vehicle replacement program has achieved $510K savings and $1.2M in total has been identified as carry forward on the reprioritisation
10256 - RT1 - Rubbish Truck <12 t GUM	1,030,000	-	304	(304)	0.0%	!	20/21 Plant and vehicle replacement program has achieved $510K savings and $1.2M in total has been identified as carry forward on the reprioritisation
10263 - TU - Tray Top Ute	454,970	-	77,804	(77,804)	0.0%	!	20/21 Plant and vehicle replacement program has achieved $510K savings and $1.2M in total has been identified as carry forward on the reprioritisation
10264 - UC - Crew Cab Ute	214,639	-	182,282	(182,282)	0.0%	!	20/21 Plant and vehicle replacement program has achieved $510K savings and $1.2M in total has been identified as carry forward on the reprioritisation
10266 - UV - Small Utility Vehicle	-	-	22,470	(22,470)	0.0%	!	20/21 Plant and vehicle replacement program has achieved $510K savings and $1.2M in total has been identified as carry forward on the reprioritisation
10287 - Building - Library Glass Damage PR0026773	150,000	-	-	0	0.0%	!	Currently investigating glass panels replacement method is complete. Cost increase due to COVID and methodology. Reimbursed by insurance.
10296 - Road Renewals – Wellington St (Crossover)	172,000	-	-	0	0.0%	!	
10299 - Road Renewals - St Grg Tce Serv Pit Reins	-	-	-	0	0.0%	!	
10317 - Street Lighting - Royal St Lighting upgrade	1,300,000	-	8,189	(8,189)	0.0%	!	Identified as carry forward.
10442 - Better Bins Program	-	-	-	0	0.0%	!	Value for money outcome achieved - savings realised, project identified as part of cities reprioritisation.
10444 - Building - Council House Review and Depot Work	310,000	250,000	188,137	61,863	24.7%	✓	Project on Hold. Elected member engagement session required to progress project forward. Targeted for June.
10445 - Building - Electrical Renewals - Library	30,000	22,500	-	22,500	100.0%	✓	Project Completed
10446 - Building - Emergency Lighting Replacement 20 21	236,250	78,750	29,850	48,900	62.1%	✓	Commitments in place for design. Remaining amount to be carried forward for design ($192K) for construction in 21/22.
10447 - Building - Emergency Works	180,000	75,000	75,887	(887)	(1.2%)	✗	Roe St Car Park and Perth Tattersalls Bowling Club set to complete this financial year. No additional works identified at this stage, and works are on track.
10448 - Building - External Lighting Upgrade - Town Hall	11,900	-	9,900	(9,900)	0.0%	!	Value for money outcome achieved - savings realised. Evaluation will continue, but will not award the contract.
10449 - Building - External Rectification Works 20 21	75,000	-	51,713	(51,713)	0.0%	!	Carpark pavement works completed, closing out defects. Masonry wall repairs progressing to be completed mid May.
10450 - Building - External Rectifications - Town Hall	51,025	51,025	8,837	42,188	82.7%	✓	Project on track for completion, $700K added to budget for FY 21/22.
10452 - Building - Fixtures & Fittings Upgrades 20 21	80,000	60,000	-	60,000	100.0%	✓	Full scope of works still to be determined. Potential cancellation.
10453 - Building - Floor Covering Replacement 20 21	200,000	70,000	-	70,000	100.0%	✓	Investigation and project specifications have been drafted for Project Sponsor review.
10455 - Building - Public Toilet Utility Bins	95,000	95,000	-	95,000	100.0%	✓	Project scoped, works temporary put on hold due to prioritisation of another key project.
10456 - Building - Rectification Works - Library	12,000	10,000	500	9,500	95.0%	✓	Exploring new options which will lead to assessment of new works. Expected to proceed past June for completion.
10458 - Building - Roof Access Upgrades	-	-	-	0	0.0%	!	Value for money outcome achieved - savings realised, project identified as part of cities reprioritisation.
10460 - Building - Subsidence Renewal - PCEC Carpark	1,200,000	100,000	436	99,564	99.6%	✓	Value for money outcome achieved - savings realised, project identified as part of cities reprioritisation. Project anticipated to be completed in current financial year.
10461 - Building - Surveillance Replacements - Carparks	749,706	15,007	499,706	(484,699)	(3,229.8%)	✗	CCTV replacement in car parks completed. Server replacement awaits legal council decision. Genetec CCTV computer replacements due to finish end of June.
10462 - Building - Surveillance Upgrades	318,147	163,861	243,056	(79,195)	(48.3%)	✗	Tender is awarded, and installation has commenced. Project expected to finish in June.
10463 - Building - Waterproofing Rectification Works - Co	45,000	19,056	-	19,056	100.0%	✓	Investigation works have been scheduled and project is on track. PO's pending, dependant on Manager approval. Expecting to be raised 14/05/2021.
10469 - Civil Structure - Bridge Replacement - John Oldha	400,000	-	-	0	0.0%	!	Identified as carry forward.
10470 - Civil Structure - Bridge Replacement - Queens Ga	132,667	11,997	-	11,997	100.0%	✓	Project completion expected end of July. Identified carry forward.
10471 - Milligan Street – NB and SB – Hay St to St George	73,902	68,902	67,149	1,753	2.5%	✓	Project completed.
10480 - Lime Street Upgrade	83,000	1,878	2,491	(613)	(32.6%)	✗	Project construction completed and awaiting practical completion inspection.
10481 - Minor Urban Interventions	-	-	208	(208)	0.0%	!	Value for money outcome achieved - savings realised, project identified as part of cities reprioritisation.
10485 - Parks and Landscapes - Irrigation Renewal Progra	240,423	217,994	230,696	(12,702)	(5.8%)	✗	Project complete. Value for money outcome achieved - savings realised, project identified as part of cities reprioritisation.
10486 - Parks and Landscapes - Outdoor Furniture and Si	35,000	29,170	12,912	16,258	55.7%	✓	Project on track, estimated completion mid May.

Capital Projects Schedule - 30 April 2021

NOTE 30

Detail	Revised Annual Budget	YTD Budget	YTD Actual	YTD Budget Variance $	YTD Budget Variance %	Budget Impact	Comments on Variances
10487 - Path and Kerb Renewal 20 21	588,000	387,844	575,539	(187,695)	(48.4%)	✗	Project works completed. Awaiting practical completion at one site. Expecting project completion end June.
10488 - Path and Kerb Upgrade 20 21	285,000	213,750	261,613	(47,863)	(22.4%)	✗	Project major construction completed, minor works yet to be completed. Practical completion achieved on a number of sites. Expecting carry forward for Pit adjustments.
10492 - Road Renewals - Delhi St - Eastern Leg	52,527	52,527	52,527	(0)	(0.0%)	✗	Project complete. Value for money outcome achieved - savings realised, project identified as part of cities reprioritisation.
10494 - Road Renewals - James St Road Seal - William St	31,898	31,898	31,898	0	0.0%	✓	Project complete. Value for money outcome achieved - savings realised, project identified as part of cities reprioritisation.
10495 - Road Renewals - Reactive Road Renewals	-	-	-	0	0.0%	!	Project complete. Value for money outcome achieved - savings realised, project identified as part of cities reprioritisation.
10496 - Road Renewals - Wellington to Arthur	79,959	79,959	79,959	(0)	(0.0%)	✗	Project complete. Value for money outcome achieved - savings realised, project identified as part of cities reprioritisation.
10497 - Roads - MRRG - Havelock St NB & SB - Wellingto	86,058	63,414	81,136	(17,721)	(27.9%)	✗	Project complete. Value for money outcome achieved - savings realised, project identified as part of cities reprioritisation.
10498 - Roads - MRRG - Aberdeen St EB & WB - Museum	73,871	71,010	71,010	0	0.0%	✓	Project complete. Value for money outcome achieved - savings realised, project identified as part of cities reprioritisation.
10499 - Roads - MRRG - Adelaide Tce EB - Plain to De Vla	68,319	56,202	66,164	(9,962)	(17.7%)	✗	Project complete. Value for money outcome achieved - savings realised, project identified as part of cities reprioritisation.
10500 - Roads - MRRG - Milligan St NB & SB - Wellington	81,972	76,972	78,904	(1,932)	(2.5%)	✗	Project completed with minor overspend.
10501 - Roads - MRRG - Mount St EB & WB - St Georges t	113,871	113,871	99,662	14,209	12.5%	✓	Project complete. Value for money outcome achieved - savings realised, project identified as part of cities reprioritisation.
10502 - Roads - MRRG - St Georges Tce WB - Victoria to E	185,121	166,899	178,095	(11,196)	(6.7%)	✗	Project complete. Value for money outcome achieved - savings realised, project identified as part of cities reprioritisation.
10503 - Roads - MRRG - St Georges Tce WB Road Seal - W	133,688	118,275	130,965	(12,690)	(10.7%)	✗	Project complete. Value for money outcome achieved - savings realised, project identified as part of cities reprioritisation.
10504 - Roads - MRRG - William St NB & SB - St Georges t	131,598	131,598	117,752	13,845	10.5%	✓	Project complete. Value for money outcome achieved - savings realised, project identified as part of cities reprioritisation.
10505 - Roads - RTR - Fairway - Clark St to Myers St	214,334	203,558	198,471	5,087	2.5%	✓	Project complete. Value for money outcome achieved - savings realised, project identified as part of cities reprioritisation.
10506 - Roads - RTR - Myers St - Broadway to Parkway	134,515	128,893	123,813	5,080	3.9%	✓	Project complete. Value for money outcome achieved - savings realised, project identified as part of cities reprioritisation.
10507 - Roe Street Upgrade Fitzgerald to Beaufort St	6,300,000	1,028,461	726,657	301,803	29.3%	✓	Repricing of the main contract works has been completed. Associated contract is being prepared for CEO execution. Works are anticipated to commence from 31 May 2021.
10511 - Stormwater Drainage Renewals 2020 to 21	705,238	705,238	736,680	(31,441)	(4.5%)	✗	Project complete. Value for money outcome achieved - savings realised, project identified as part of cities reprioritisation.
10512 - Stormwater Drainage Upgrades 2020 to 21	100,000	-	480	(480)	0.0%	!	Project is on track, with on-site construction taking place, included into FY 21/22.
10513 - Street Furniture - Drinking Fountain Replacemen	67,925	67,925	46,007	21,918	32.3%	✓	Project on track and estimated completion is end of May.
10514 - Street Furniture - Litter Bin Replacements	270,000	225,000	234,871	(9,871)	(4.4%)	✗	Project on track and estimated completion is end of May.
10516 - Street Lighting - Adelaide Terrace Lighting Upgra	1,441,858	179,556	22,267	157,289	87.6%	✓	Contract awarded for Adelaide Tce from Victoria Av to Hill St. From Hill St to Bennett St set for 21/22.
10518 - Street Lighting - LED Upgrades	250,000	187,500	10,186	177,314	94.6%	✓	Expected to be completed by end of June.
10519 - Street Lighting - Renewals	831,000	623,250	21,650	601,600	96.5%	✓	Expected to be completed by end of June.
10520 - Tram Shelter Rectification Works 20 21	40,000	33,330	3,230	30,100	90.3%	✓	Works commenced on site, to be completed mid May.
10522 - Urban Forest Plan - Infill tree planting	-	-	16,184	(16,184)	0.0%	!	
10576 - Parking Meters	1,563	1,563	44,228	(42,666)	(2,730.6%)	✗	Project Completed. Credit note for Meter buy from supplier has been applied.
11967 - Wellington Square Enhancement	12,327,162	11,447,750	11,092,431	355,319	3.1%	✓	Playground works completed. Scheduled end of May for Automated Public Toilet.
12082 - Two Way Hill Street (St Georges Tce - Wittnoom	211,004	46,442	26,166	20,276	43.7%	✓	Value for money outcome achieved - savings realised, project identified as part of cities reprioritisation.
12178 - Street Furniture - Bollard Replacement - Hay and	1,002,134	1,002,134	844,686	157,448	15.7%	✓	Bollard placement currently in review, has lead to delays in placement of bollard and project completion. Project identified as a potential carryforward.
14008 - Heirisson Island Tree Planting and Irrigation	18,015	18,015	18,015	(0)	(0.0%)	✗	Value for money outcome achieved - savings realised, project identified as part of cities reprioritisation.
14087 - East End Revitalisation	12,652,927	11,619,508	10,597,958	1,021,550	8.8%	✓	Most works complete end of 20/21. Carry forward relates to installation Catenary Lighting in Pier St.
14133 - CCTV Implementation Strategy	-	-	-	0	0.0%	!	
14140 - Body worn cameras	38,486	38,486	38,486	0	0.0%	!	Project completed.
14150 - Christmas decorations	1,239,679	1,239,679	937,747	301,932	24.4%	✓	Project is currently on hold, due to the warehouse currently unavailable for acquisition. Project identified as a potential carryforward.
14164 - Parking equipment	4,900	4,900	-	4,900	100.0%	✓	Project completed.
14181 - Building - Rectification Works - Concert Hall	226,819	196,819	153,100	43,719	22.2%	✓	Timing variance. Project deliverables have been agreed. Safety items are identified and nearing completion before asset can be handed over.
14187 - Building - Regal Place Car Park CP41 - Gutter Rep	80,285	80,285	13,897	66,388	82.7%	✓	Works commenced on site. Progressing, to be completed End of May.

Capital Projects Schedule - 30 April 2021

NOTE 30

Attachment A (3)

Detail	Revised Annual Budget	YTD Budget	YTD Actual	YTD Budget Variance $	YTD Budget Variance %	Budget Impact	Comments on Variances
14188 - Building - Roe Street Car Park CP08 - Repair Crac	77,038	4,350	74,351	(70,001)	(1,609.2%)		Works completed. Progressing through defects, which will be completed end of May
14189 - Building - Stirling St Offices - Roof Replacement	7,101	7,101	7,101	0	0.0%		Project completed.
14403 - Street Lighting - Replacing End of Useful life Light	32,152	11,113	11,112	1	0.0%		Project completed
14404 - Street Lighting - Lighting Improving Coverage (LIC	23,803	4,927	4,927	0	0.0%		Project completed.
14405 - Street Lighting - East Perth Motion 2 - Design & I	708,252	220,037	533,772	(313,735)	(142.6%)		Expected to be completed by end of June within full year budget.
14406 - Street Lighting - Renewals - Electrical Network Ri	306,643	6,643	9,798	(3,155)	(47.5%)		$150K identified as carry forward.
14411 - Roads - Adelaide Tce WB - Riverside Drive to Ben	16,264	16,264	16,264	0	0.0%		Project completed.
14412 - Roads - Adelaide Tce WB - Hill to Victoria Avenue	10,065	10,065 -	1,025	11,090	110.2%		Project completed.
14413 - Roads - MRRG - Newcastle St (WB)-Lord to Stirlin	13,258	13,258	5,283	7,975	60.2%		Project completed with savings.
14414 - Roads - MRRG - Hampden Rd (SB)-Monash Ave t	199,722	199,722	199,721	1	0.0%		Project completed.
14415 - Roads - Milligan Street (NB)- Murray St. to Wellir	-	-	-	0	0.0%		
14425 - Drainage - Bennett St - Terrace Rd to Royal St - R	9,477	9,477	1,912	7,565	79.8%		Project completed.
23414 - Container Deposit Scheme	929,750	700,000	825,378	(125,378)	(17.9%)		Savings of $100K identified on the reprioritisation. Project is nearing completion. Reverse vending machine to be installed at the depo. Risk of budget shortfall due to reprioritisation.
23415 - Building - Renewal - Community Facility Renewal	735,000	215,000	127,515	87,485	40.7%		$225K identified as carry forward. Tender has been received and to be evaluated. Remaining deliverables to be delivered by June 30.
23418 - Building - Library Boiler	112,649	112,649	112,648	1	0.0%		Project completed.
23420 - Mclean Laneway Signage	35,526	35,526	36,352	(826)	(2.3%)		Project completed.
23426 - Wellington Street Stage 2B	371,000	71,000	144,104	(73,104)	(103.0%)		Majority of construction work complete. Minor works with some variations to come, to be completed end of May.
Total - Infrastructure and Operations Alliance	53,720,212	34,466,781	37,027,604	(2,560,823)	(7.4%)		
Total Expenditure	**62,786,442**	**39,638,470**	**39,443,365**	**195,105**	**0.5%**		

CEO Alliance Variances by Alliance & Service

30 April - 2021

Attachment B

Figures in this view include all Internal Allocations and Internal Recoveries

Detail	Revised Annual Budget	YTD Budget	YTD Actual	YTD Budget Variance $	YTD Budget Variance %	Budget Impact	Comments on Material Variances Identified - by Service
Financial Summary - CEO Alliance							
Total Revenue	**30**	**30**	**0**	**30**	**100.0%**		
Core Service	(6,785,168)	(5,564,371)	(5,674,493)	110,122	(2.0%)		
Internal Allocations	(2,215,261)	(1,838,074)	(1,739,613)	(98,461)	5.4%		
Internal Recovery	774,408	636,775	607,784	28,991	4.6%		
Operating Project Expenditure	(3,897,091)	(3,840,424)	(3,844,762)	4,338	(0.1%)		
Total Expenditure	**(12,123,113)**	**(10,606,094)**	**(10,651,084)**	**159,450**	**(1.5%)**		
Net Operating Surplus (Deficit)	**(12,123,083)**	**(10,606,064)**	**(10,651,084)**	**45,020**	**(0.4%)**		
Total Capital Project Expenditure	**(499,168)**	**(329,168)**	**(282,184)**	**(46,984)**	**14.3%**		
Financial Summary - CEO Alliance Services							
Leadership - CEO Alliance							
Total Revenue	**0**	**0**	**0**	**0**	**0.0%**		
Core Service	(643,253)	(548,388)	(508,125)	(40,263)	7.3%		Underspend across office supplies and staff learning and development
Internal Allocations	(189,510)	(157,433)	(149,538)	(7,895)	5.0%		
Operating Project Expenditure	(3,602,091)	(3,602,091)	(3,602,091)	0	0.0%		
(As below)							
10102 - Parking Business Review	(102,091)	(102,091)	(102,091)	0	0.0%		
10128 - City of Perth Inquiry	(3,500,000)	(3,500,000)	(3,500,000)	0	0.0%		
Total Expenditure	**(4,434,854)**	**(4,307,912)**	**(4,259,754)**	**(48,158)**	**1.1%**		
Net Operating Surplus (Deficit)	**(4,434,854)**	**(4,307,912)**	**(4,259,754)**	**(48,158)**	**1.1%**		
Audit and Risk							
Total Revenue	**0**	**0**	**0**	**0**	**0.0%**		
Core Service	(668,493)	(481,306)	(529,721)	48,415	(10.1%)		Contract settlement offset against underspent in external audit consultancy.
Internal Allocations	(245,091)	(203,119)	(190,483)	(12,636)	6.2%		
Operating Project Expenditure	(62,000)	(62,000)	(93,614)	31,614	(51.0%)		
(As below)							
10105 - Services Review	(62,000)	(62,000)	(93,614)	31,614	(51.0%)		Advisory service for fraud and risk corruption plan may need to be transferred to core service consultancy.
Total Expenditure	**(975,584)**	**(746,425)**	**(813,817)**	**67,392**	**(9.0%)**		
Net Operating Surplus (Deficit)	**(975,584)**	**(746,425)**	**(813,817)**	**67,392**	**(9.0%)**		
Advocacy							

CEO Alliance Variances by Alliance & Service

30 April - 2021

Attachment B

Figures in this view include all Internal Allocations and Internal Recoveries

Detail	Revised Annual Budget	YTD Budget	YTD Actual	YTD Budget Variance $	YTD Budget Variance %	Budget Impact	Comments on Material Variances Identified - by Service
Total Revenue	**0**	**0**	**0**	**0**	**0.0%**		
Core Service	(85,963)	(84,620)	(173,071)	88,451	(104.5%)		Contract settlement.
Internal Allocations	(82,199)	(68,148)	(64,280)	(3,868)	5.7%		
Operating Project Expenditure	(15,000)	(12,500)	(15,600)	3,100	(24.8%)		
Total Expenditure	**(183,161)**	**(165,268)**	**(252,951)**	**87,683**	**(53.1%)**		
Net Operating Surplus (Deficit)	**(183,161)**	**(165,268)**	**(252,951)**	**87,683**	**(53.1%)**		
Corporate Communications							
Total Revenue	**0**	**0**	**0**	**0**	**0.0%**		
Core Service	(1,880,470)	(1,557,053)	(1,583,252)	26,199	(1.7%)		Principal media and communication contractor expenditure requirement.
Internal Allocations	(785,678)	(652,655)	(601,121)	(51,533)	7.9%		
Operating Project Expenditure	(40,000)	(30,000)	(9,490)	(20,510)	68.4%		
(As below)							
10105 - Services Review	(20,000)	(20,000)	(9,490)	(10,510)	52.6%		Project completed with savings.
10311 - CIty of Lights Promotion	(20,000)	(10,000)	0	(10,000)	100.0%		Project approved at the March Council meeting, yet to commence and has been identified to be carried forward to next year.
Total Expenditure	**(2,706,148)**	**(2,239,708)**	**(2,193,863)**	**(45,845)**	**2.0%**		
Net Operating Surplus (Deficit)	**(2,706,148)**	**(2,239,708)**	**(2,193,863)**	**(45,845)**	**2.0%**		
Governance							
Total Revenue	**30**	**30**	**0**	**30**	**100.0%**		
Core Service	(1,211,552)	(1,082,243)	(1,278,200)	195,957	(18.1%)		Staff movements into Governance subsequent to budget review.
Internal Allocations	(492,678)	(407,946)	(384,470)	(23,476)	5.8%		
Operating Project Expenditure	(158,000)	(133,833)	(99,377)	(34,456)	25.7%		
(As below)							
10105 - Services Review	(58,000)	(38,000)	0	(38,000)	100.0%		
10313 - Council Elections and Lord Mayor Election	(100,000)	(95,833)	(99,377)	3,544	(3.7%)		Project completed.
Total Expenditure	**(1,862,231)**	**(1,624,023)**	**(1,762,047)**	**138,024**	**(8.5%)**		
Net Operating Surplus (Deficit)	**(1,862,201)**	**(1,623,993)**	**(1,762,047)**	**138,054**	**(8.5%)**		
Legal Services							
Total Revenue	**0**	**0**	**0**	**0**	**0.0%**		
Core Service	(754,764)	(620,725)	(403,979)	(216,746)	34.9%		Savings in employee expenses as result of general counsel vacancy at the start of the year and timing in legal expenses.
Internal Allocations	(19,644)	(16,050)	(15,584)	(466)	2.9%		
Internal Recovery	774,408	636,775	419,563	217,212	34.1%		
Operating Project Expenditure	0	0	0	0	0.0%		

CEO Alliance Variances by Alliance & Service

30 April - 2021

Attachment B

Figures in this view include all Internal Allocations and Internal Recoveries

Detail	Revised Annual Budget	YTD Budget	YTD Actual	YTD Budget Variance $	YTD Budget Variance %	Budget Impact	Comments on Material Variances Identified - by Service
Total Expenditure	**0**	**0**	**0**	**0**	**0.0%**		
Net Operating Surplus (Deficit)	**0**	**0**	**0**	**0**	**0.0%**		
Executive Services							
Total Revenue	**0**	**0**	**0**	**0**	**0.0%**		
Core Service	(153,057)	(111,060)	(243,945)	132,885	(119.7%)		Re-alignment of services.
Operating Project Expenditure	0	0	0	0	0.0%		
Total Expenditure	**(153,057)**	**(111,060)**	**(243,945)**	**132,885**	**(119.7%)**		
Net Operating Surplus (Deficit)	**(153,057)**	**(111,060)**	**(243,945)**	**132,885**	**(119.7%)**		
Policy Development							
Total Revenue	**0**	**0**	**0**	**0**	**0.0%**		
Core Service	(276,016)	(201,643)	(96,314)	(105,328)	52.2%		Vacancy
Internal Allocations	(107,812)	(89,779)	(82,393)	(7,387)	8.2%		
Operating Project Expenditure	0	0	0	0	0.0%		
Total Expenditure	**(383,827)**	**(291,422)**	**(178,707)**	**(112,715)**	**38.7%**		
Net Operating Surplus (Deficit)	**(383,827)**	**(291,422)**	**(178,707)**	**(112,715)**	**38.7%**		
Executive Support Services							
Total Revenue	**0**	**0**	**0**	**0**	**0.0%**		
Core Service	(1,111,600)	(877,333)	(857,886)	(19,447)	2.2%		Underspent in Elected Member training and conferences and Australia Day citizenship event.
Internal Allocations	(292,650)	(242,943)	(251,744)	8,801	(3.6%)		
Internal Recovery	0	0	188,221	(188,221)	0.0%		
Operating Project Expenditure	(20,000)	0	(24,591)	24,591	0.0%		
(As below)							
10080 - Events	(20,000)	0	0	0	0.0%		Offset against 10137 - End of Year Event.
10137 - End of Year Event	0	0	(10,928)	10,928	0.0%		Budget in 10080 - Events project.
10313 - Council Elections and Lord Mayor Election	0	0	(13,663)	13,663	0.0%		Budget is in governance services, expenditures related to swearing in ceremony organised by civic and hospitality service.
Total Expenditure	**(1,424,250)**	**(1,120,275)**	**(946,000)**	**(174,276)**	**15.6%**		
Net Operating Surplus (Deficit)	**(1,424,250)**	**(1,120,275)**	**(946,000)**	**(174,276)**	**15.6%**		
Total Capital Project Expenditure	**(499,168)**	**(329,168)**	**(282,184)**	**(46,984)**	**14.3%**		
10228 - Perth City Kids App	(110,000)	0	0	0	0.0%		Design and build to be completed within this financial year. Christmas Lights trail Identified as carry forward.
10523 - Website Phase Three	(355,000)	(295,000)	(248,016)	(46,984)	15.9%		New vendor appointed, anticipated completion before end of financial year.
14127 - Website Phase Two	(34,168)	(34,168)	(34,168)	(0)	0.0%		Project complete

Corporate Services Alliance Variances by Alliance & Service

30 April - 2021

Attachment B

Figures in this view include all Internal Allocations and Internal Recoveries

Detail	Revised Annual Budget	YTD Budget	YTD Actual	YTD Budget Variance $	YTD Budget Variance %	Budget Impact	Comments on Material Variances Identified - by Service
Financial Summary - Corporate Services Alliance							
Total Revenue	**106,508,719**	**105,007,120**	**104,934,949**	**72,170**	**0.1%**		
Core Service	(32,035,434)	(26,723,333)	(25,254,132)	(1,469,201)	5.5%		
Internal Allocations	(5,633,854)	(4,675,539)	(4,358,883)	(316,656)	6.8%		
Internal Recovery	40,222,018	33,814,820	31,599,787	2,215,033	6.6%		
Operating Project Expenditure	(303,227)	(209,356)	(82,349)	(127,007)	60.7%		
Total Expenditure	**2,249,504**	**2,206,592**	**1,904,424**	**(1,294,040)**	**(58.6%)**		
Net Operating Surplus (Deficit)	**108,758,222**	**107,213,712**	**106,839,373**	**374,339**	**0.3%**		
Total Capital Project Expenditure	**(1,454,446)**	**(887,011)**	**(550,464)**	**(336,547)**	**37.9%**		
Financial Summary - Corporate Services Alliance Services							
Strategy							
Total Revenue	**0**	**0**	**0**	**0**	**0.0%**		
Core Service	(734,227)	(593,576)	(558,638)	(34,938)	5.9%		Organisational culture program project cancelled.
Internal Allocations	(181,199)	(150,657)	(141,634)	(9,023)	6.0%		
Operating Project Expenditure	(5,000)	(5,000)	0	(5,000)	100.0%		
(As below)							
10131 - Neighbourhood & Strategic Community Plan	(5,000)	(5,000)	0	(5,000)	100.0%		Timing variance.
Total Expenditure	**(920,426)**	**(749,233)**	**(700,272)**	**(48,961)**	**6.5%**		
Net Operating Surplus (Deficit)	**(920,426)**	**(749,233)**	**(700,272)**	**(48,961)**	**6.5%**		
Project Management Office							
Total Revenue	**0**	**0**	**0**	**0**	**0.0%**		
Core Service	(458,079)	(378,363)	(342,703)	(35,660)	9.4%		Under utilised staff training budget to offset against consultancy used to enhance project portfolio software, in addition to lower employee expenses due to unpaid leave taken.
Internal Allocations	(334,126)	(277,753)	(298,727)	20,975	(7.6%)		
Operating Project Expenditure	0	0	0	0	0.0%		
Total Expenditure	**(792,205)**	**(656,116)**	**(641,430)**	**(14,686)**	**2.2%**		
Net Operating Surplus (Deficit)	**(792,205)**	**(656,116)**	**(641,430)**	**(14,686)**	**2.2%**		
Leadership - Corporate Services							
Total Revenue	**0**	**0**	**0**	**0**	**0.0%**		
Core Service	(667,595)	(558,134)	(466,204)	(91,930)	16.5%		Savings as result of a vacancy in addition to underspend in stationary, office supplies and catering expenses.

Corporate Services Alliance Variances by Alliance & Service

30 April - 2021

Attachment B

Figures in this view include all Internal Allocations and Internal Recoveries

Detail	Revised Annual Budget	YTD Budget	YTD Actual	YTD Budget Variance $	YTD Budget Variance %	Budget Impact	Comments on Material Variances Identified - by Service
Internal Allocations	(74,420)	(60,804)	(65,504)	4,700	(7.7%)		
Internal Recovery	742,016	618,938	531,709	87,230	14.1%		
Operating Project Expenditure	0	0	0	0	0.0%		
Total Expenditure	**0**	**0**	**0**	**0**	**0.0%**		
Net Operating Surplus (Deficit)	**0**	**0**	**0**	**0**	**0.0%**		
Strategic Finance							
Total Revenue	**0**	**0**	**0**	**0**	**0.0%**		
Core Service	(1,600,266)	(1,341,571)	(1,294,656)	(46,915)	3.5%		Staff vacancy
Internal Allocations	(359,756)	(297,647)	(273,946)	(23,702)	8.0%		
Internal Recovery	1,960,022	1,639,218	1,567,353	71,865	4.4%		
Operating Project Expenditure	0	0	0	0	0.0%		
Total Expenditure	**0**	**0**	**(1,248)**	**1,248**	**0.0%**		
Net Operating Surplus (Deficit)	**0**	**0**	**(1,248)**	**1,248**	**0.0%**		
ICT Services							
Total Revenue	**0**	**0**	**0**	**0**	**0.0%**		
Core Service	(12,500,144)	(10,383,747)	(9,691,200)	(692,547)	6.7%		Staff vacancies and timing variances in relation to ICT roadmap, ICT security gap analysis, sharepoint and master data model. Customer Relationship Management Record Keeping work commenced in March.
Internal Allocations	(646,439)	(532,742)	(465,329)	(67,413)	12.7%		
Internal Recovery	13,012,830	10,840,372	10,068,981	771,391	7.1%		
Operating Project Expenditure	(53,227)	(44,356)	(31,507)	(12,849)	29.0%		
(As below)							
10309 - PCI DSS Compliance	(53,227)	(44,356)	(29,600)	(14,756)	33.3%		Pen testing spending withing the total budget.
14439 - Core System Consolidation	0	0	(1,907)	1,907	0.0%		Variance is offset with savings in capital portion of this project.
Total Expenditure	**(186,981)**	**(120,472)**	**(119,055)**	**(1,417)**	**1.2%**		
Net Operating Surplus (Deficit)	**(186,981)**	**(120,472)**	**(119,055)**	**(1,417)**	**1.2%**		
Transactional Finance							
Total Revenue	**102,698,418**	**101,890,173**	**101,848,089**	**42,084**	**0.0%**		
Core Service	(3,465,251)	(2,940,634)	(2,803,003)	(137,631)	4.7%		Savings due to staff vacancies, timing variance for investment advisory expenses.
Internal Allocations	(1,299,126)	(1,075,029)	(971,723)	(103,306)	9.6%		
Internal Recovery	5,142,747	4,600,338	4,162,427	437,911	9.5%		
Operating Project Expenditure	(130,000)	(130,000)	(46,289)	(83,711)	64.4%		
(As below)							
10220 - Rates Methodology Review	(130,000)	(130,000)	(46,289)	(83,711)	64.4%		Work has been completed, partial invoiced
Total Expenditure	**248,371**	**454,674**	**341,411**	**113,263**	**24.9%**		
Net Operating Surplus (Deficit)	**102,946,789**	**102,344,847**	**102,189,500**	**155,347**	**0.2%**		

Corporate Services Alliance Variances by Alliance & Service

30 April - 2021

Attachment B

Figures in this view include all Internal Allocations and Internal Recoveries

Detail	Revised Annual Budget	YTD Budget	YTD Actual	YTD Budget Variance $	YTD Budget Variance %	Budget Impact	Comments on Material Variances Identified - by Service
Human Resources							
Total Revenue	**0**	**0**	**0**	**0**	**0.0%**		
Core Service	(3,297,038)	(2,732,493)	(2,072,873)	(659,620)	24.1%		Savings due to vacancies ($447K) and medical safety and welfare expenses ($79K)
Internal Allocations	(414,018)	(341,569)	(279,083)	(62,486)	18.3%		
Internal Recovery	3,711,056	3,074,147	2,349,669	724,478	23.6%		
Operating Project Expenditure	0	0	0	0	0.0%		
Total Expenditure	**0**	**86**	**(2,287)**	**2,372**	**2770.6%**		
Net Operating Surplus (Deficit)	**0**	**86**	**(2,287)**	**2,372**	**2770.6%**		
Property Management							
Total Revenue	**3,807,300**	**3,116,946**	**3,085,044**	**31,903**	**1.0%**		Lower than anticipated income due to rental vacancies, Covid relief, rent free period and market rental revaluation.
Core Service	(8,583,850)	(7,184,517)	(7,511,479)	326,962	(4.6%)		Over expenditure related to contractors defit for leased properties and change in accounting treatment interest leased buildings.
Internal Allocations	(1,977,990)	(1,658,317)	(1,605,335)	(52,982)	3.2%		
Internal Recovery	14,580,586	12,150,488	12,150,488	0	0.0%		
Operating Project Expenditure (As below)	(115,000)	(30,000)	(4,553)	(25,448)	84.8%		
10221 - Property Performance Investment and Disposal Policy	(115,000)	(30,000)	(4,553)	(25,448)	84.8%		Request for tender has been placed.
Total Expenditure	**3,903,746**	**3,277,653**	**3,029,121**	**248,532**	**7.6%**		
Net Operating Surplus (Deficit)	**7,711,046**	**6,394,600**	**6,114,165**	**280,435**	**4.4%**		
Information and Records Management							
Total Revenue	**3,000**	**0**	**1,817**	**(1,817)**	**0.0%**		
Core Service	(728,982)	(610,299)	(513,376)	(96,923)	15.9%		Lower expenses due to staff transfer to another service and savings in postage, archive rentals and application software.
Internal Allocations	(346,780)	(281,021)	(257,602)	(23,418)	8.3%		
Internal Recovery	1,072,762	891,319	769,161	122,158	13.7%		
Operating Project Expenditure	0	0	0	0	0.0%		
Total Expenditure	**(3,000)**	**(0)**	**(1,817)**	**1,817**	**0.0%**		
Net Operating Surplus (Deficit)	**(0)**	**(0)**	**(0)**	**0**	**(100.0%)**		
Total Capital Project Expenditure	**(1,454,446)**	**(887,011)**	**(550,464)**	**(336,547)**	**37.9%**		
10222 - ICT - Mobile Devices	(35,000)	(35,000)	(29,978)	(5,022)	14.3%		Practical completion. Remaining funds to be allocated to minor purchases.
10310 - Kofax	(50,000)	(50,000)	0	(50,000)	100.0%		Currently reviewing responses from vendors, unlikely to award successful vendor prior to June. Carry forward required.
10322 - Live Streaming	(150,000)	0	0	0	0.0%		Newly created project, project to be carried forward.
10475 - ICT Desktop Asset Renewal	(165,221)	(165,221)	(74,163)	(91,058)	55.1%		Expected project completion June.
10476 - ICT Network Asset Renewal	(119,686)	(119,686)	(43,601)	(76,085)	63.6%		Expected project completion June.
10477 - ICT UPS Asset Renewal 20 21	(36,240)	(36,240)	(36,240)	(0)	0.0%		Project completed.

Corporate Services Alliance Variances by Alliance & Service

30 April - 2021

Attachment B

Figures in this view include all Internal Allocations and Internal Recoveries

Detail	Revised Annual Budget	YTD Budget	YTD Actual	YTD Budget Variance $	YTD Budget Variance %	Budget Impact	Comments on Material Variances Identified - by Service
14104 - Supply Chain Automation	(27,977)	(27,977)	0	(27,977)	100.0%		
14141 - CA Service Desk Replacement	(360,000)	(250,000)	(251,225)	1,225	(0.5%)		Expenses are within full annual budget. Software is implemented and purchase order raised for the remainder of the project.
14433 - Unified Comms Refresh & Replacement	(300,000)	0	0	0	0.0%		$300K expected carry forward.
14439 - Core System Consolidation	(210,322)	(202,887)	(115,257)	(87,630)	43.2%		Budget to be transferred to the technology upgrade reserve as identified in the reprioritisation report. No further expenditure this year.

Community Development Alliance Variances by Alliance & Service

30 April - 2021

Attachment B

Figures in this view include all Internal Allocations and Internal Recoveries

Detail	Revised Annual Budget	YTD Budget	YTD Actual	YTD Budget Variance $	YTD Budget Variance %	Budget Impact	Comments on Material Variances Identified - by Service
Financial Summary - Community Development Alliance							
Total Revenue	**6,213,722**	**5,286,704**	**4,730,742**	**555,963**	**10.5%**		
Core Service	(26,046,187)	(21,591,086)	(19,974,762)	(1,616,324)	7.5%		
Internal Allocations	(9,172,896)	(7,607,116)	(7,235,305)	(371,812)	4.9%		
Internal Recovery	3,001,705	2,486,156	2,240,498	245,658	9.9%		
Operating Project Expenditure	(14,060,753)	(11,868,986)	(10,360,262)	(1,508,724)	12.7%		
Total Expenditure	**(46,278,131)**	**(38,581,032)**	**(35,329,831)**	**(6,376,250)**	**16.5%**		
Net Operating Surplus (Deficit)	**(40,064,409)**	**(33,294,328)**	**(30,599,089)**	**(2,695,239)**	**8.1%**		
Total Capital Project Expenditure	**(2,911,994)**	**(2,113,727)**	**(919,114)**	**(1,194,613)**	**56.5%**		
Financial Summary - Community Development Alliance Services							
Leadership - Community Development							
Total Revenue	**0**	**0**	**0**	**0**	**0.0%**		
Core Service	(609,764)	(501,110)	(447,960)	(53,150)	10.6%		Mainly relating to underutilisation of agency staff ($9K), learning and development for staff ($20K) and assets not capitalised ($7K).
Internal Allocations	(238,731)	(197,309)	(186,580)	(10,730)	5.4%		
Internal Recovery	848,496	698,420	634,259	64,160	9.2%		
Operating Project Expenditure	0	0	0	0	0.0%		
Total Expenditure	**0**	**0**	**(280)**	**280**	**0.0%**		
Net Operating Surplus (Deficit)	**0**	**0**	**(280)**	**280**	**0.0%**		
Customer Experience							
Total Revenue	**179,000**	**149,490**	**110,563**	**38,927**	**26.0%**		Reduced hire charges banners and reserves ($41K) and settlement enquiry fees ($16K).
Core Service	(1,815,388)	(1,510,709)	(1,422,789)	(87,920)	5.8%		Reduction of banners contractor expenses ($35K) as result of cancellations due to Covid and underutilisation of agency staff ($50K).
Internal Allocations	(911,589)	(755,171)	(685,879)	(69,292)	9.2%		
Internal Recovery	2,153,209	1,787,736	1,601,285	186,452	10.4%		
Operating Project Expenditure	(160,000)	(53,333)	(75,154)	21,821	(40.9%)		
(As below)							
10131 - Neighbourhood & Strategic Community Plan	(160,000)	(53,333)	(75,154)	21,821	(40.9%)		Consultants currently engaged, with $130K estimated expenditure in current year. $30K anticipated to be carried forward to next financial year.
Total Expenditure	**(733,768)**	**(531,477)**	**(582,538)**	**51,061**	**(9.6%)**		
Net Operating Surplus (Deficit)	**(554,768)**	**(381,987)**	**(471,975)**	**89,988**	**(23.6%)**		
Community Capacity Building							
Total Revenue	**0**	**0**	**(1,113)**	**1,113**	**0.0%**		

Community Development Alliance Variances by Alliance & Service — 30 April - 2021

Attachment B

Figures in this view include all Internal Allocations and Internal Recoveries

Detail	Revised Annual Budget	YTD Budget	YTD Actual	YTD Budget Variance $	YTD Budget Variance %	Budget Impact	Comments on Material Variances Identified - by Service
Core Service	(509,045)	(430,822)	(358,036)	(72,786)	16.9%	✓	Savings due to vacancies and staff returning from maternity leave at reduced hours.
Internal Allocations	(330,513)	(273,959)	(255,215)	(18,743)	6.8%	✓	
Operating Project Expenditure	(126,600)	(99,530)	(60,517)	(39,013)	39.2%	✓	
(As below)							
10114 - NAIDOC Week	(10,000)	(10,000)	(13,560)	3,560	(35.6%)	✗	Project completed. Over expenditure offset with savings in conservation art core services budget.
10116 - Safe Night Spaces	(4,000)	(4,000)	(512)	(3,488)	87.2%	✓	Project progressing. See attachment A(3) for full update on capital project.
10124 - Aboriginal Engagement and Advisory Groups	(59,100)	(47,280)	(26,049)	(21,231)	44.9%	✓	Advisory Group meetings have commenced and continue to progress through to the end of financial year.
10208 - Diversity and Inclusion Advisory Group	(10,000)	0	(4,430)	4,430	0.0%	!	LGBTQIA & Advisory group meetings and engagement sessions have commenced.
10276 - Treaty Danjoo	(12,000)	(12,000)	(2,046)	(9,954)	82.9%	✓	Work is progressing, expected to be completed in full.
10330 - Access and Inclusion Program	(31,500)	(26,250)	(12,092)	(14,158)	53.9%	✓	Planned initiatives underway, projected expected to be completed in full.
11967 - Wellington Square Enhancement	0	0	(1,829)	1,829	0.0%	!	
Total Expenditure	**(966,158)**	**(804,311)**	**(673,769)**	**(130,542)**	**16.2%**	✓	
Net Operating Surplus (Deficit)	**(966,158)**	**(804,311)**	**(674,882)**	**(129,429)**	**16.1%**	✓	
Community Support Services							
Total Revenue	**1,985,214**	**1,610,214**	**1,473,822**	**136,391**	**8.5%**	✗	Temporary closures community facilities and lower patronage as result of Covid restrictions. In addition, lower childcare centre revenue as direct result of free child care initiative at the start of financial year and reduced enrolments.
Core Service	(5,198,474)	(4,322,806)	(3,836,435)	(486,371)	11.3%	✓	Due to temporary closures and lower patronage in community facilities, savings have been achieved in employee expenses, agency staff and security.
Internal Allocations	(1,676,751)	(1,392,259)	(1,406,643)	14,384	(1.0%)	✗	
Internal Recovery	0	0	101	(101)	0.0%	!	
Operating Project Expenditure	(647,452)	(323,917)	(199,729)	(124,187)	38.3%	✓	
(As below)							
10017 - Accreditation of Homeless Services	(135,000)	(112,500)	(64,516)	(47,984)	42.7%	✓	Project has commenced. Existing costs mostly relate to the provision of additional security services to support service providers delivering services to people experiencing homelessness. Variance relates to phasing of the budget and full utilisation of budget is anticipated.
10023 - Homeless Services Brochure	(10,000)	(8,333)	(8,180)	(153)	1.8%	✓	Brochures have been printed and distributed.
10116 - Safe Night Spaces	(290,052)	(25,000)	(24,373)	(627)	2.5%	✓	First location identified and progressing. Service provision scheduled to start 31st May, second site is on hold.
10118 - Rough Sleeper Count	(10,000)	(10,000)	(1,627)	(8,373)	83.7%	✓	Count in October 2020 and March 2021 completed, waiting finalisation of expenses from March.
10205 - Tuesday Morning Show	(37,900)	(31,583)	(11,938)	(19,645)	62.2%	✓	Programs have commenced and have been scheduled during this financial year. Variance mainly due to timing of lease and hire charges. Program is on track.
10231 - Rough Sleeper Taskforce	(50,000)	(32,000)	0	(32,000)	100.0%	✓	Last meeting held at the end of 2020. Project no longer progressing.
10312 - iCity Decal Wrap	(14,500)	(14,500)	(14,500)	0	0.0%	!	Project completed.
10524 - Assertive Outreach	(100,000)	(90,000)	(74,595)	(15,405)	17.1%	✓	Project is on track to be completed within full year budget.
Total Expenditure	**(7,522,677)**	**(6,038,982)**	**(5,442,706)**	**(596,275)**	**9.9%**	✓	
Net Operating Surplus (Deficit)	**(5,537,463)**	**(4,428,768)**	**(3,968,884)**	**(459,884)**	**10.4%**	✓	
Library and Life-long Learning							
Total Revenue	**227,115**	**202,341**	**187,784**	**14,557**	**7.2%**	✗	Reduced events and hire of rooms as direct result of Covid restrictions.
Core Service	(4,988,421)	(4,062,895)	(3,990,055)	(72,840)	1.8%	✓	
Internal Allocations	(1,084,505)	(901,540)	(857,558)	(43,982)	4.9%	✓	
Internal Recovery	0	0	4,853	(4,853)	0.0%	!	
Operating Project Expenditure	0	0	0	0	0.0%	!	

Community Development Alliance Variances by Alliance & Service — 30 April - 2021

Attachment B

Figures in this view include all Internal Allocations and Internal Recoveries

Detail	Revised Annual Budget	YTD Budget	YTD Actual	YTD Budget Variance $	YTD Budget Variance %	Budget Impact	Comments on Material Variances Identified - by Service
Total Expenditure	**(6,072,925)**	**(4,964,435)**	**(4,842,760)**	**(121,675)**	**2.5%**		
Net Operating Surplus (Deficit)	**(5,845,811)**	**(4,762,094)**	**(4,654,976)**	**(107,118)**	**2.2%**		
Culture and Arts Management							
Total Revenue	**35,000**	**35,000**	**289**	**34,711**	**99.2%**		Timing variance for contributions.
Core Service	(1,935,857)	(1,594,327)	(1,398,215)	(196,111)	12.3%		Saving in Northbridge screen curation and cultural exchange programs ($150K) postponed due to Covid. In addition to this, timing variance related to management of conservation art and public art ($55K).
Internal Allocations	(689,626)	(570,885)	(531,556)	(39,329)	6.9%		
Operating Project Expenditure	(465,000)	(203,333)	(77,135)	(126,199)	62.1%		
(As below)							
10025 - Busking	0	0	(600)	600	0.0%		
10041 - Collections Storage Project	(50,000)	(41,667)	(18,852)	(22,815)	54.8%		Consultancy report complete and awaiting Council report on progression.
10269 - Heritage Perth Weekend	(95,000)	(95,000)	(56,369)	(38,631)	40.7%		Expected to utilise approximately $55K for Marketing related costs with the balance to be utilised for 3 days of events.
10321 - Historic Northbridge	(240,000)	0	0	0	0.0%		Project plan approved and request for quote pending. Works to be undertaken will incorporate research and design however fabrication and installation will commence next financial year.
10344 - Local Heritage Survey	(80,000)	(66,667)	(208)	(66,459)	99.7%		Request for quote complete and awaiting contract to commence. Purchase order raised in May however only expecting about $40K to be expensed by year end with balance to be carried forward.
14087 - East End Revitalisation	0	0	(335)	335	0.0%		
14098 - Plaques	0	0	(771)	771	0.0%		
Total Expenditure	**(3,090,483)**	**(2,368,545)**	**(2,006,906)**	**(361,640)**	**15.3%**		
Net Operating Surplus (Deficit)	**(3,055,483)**	**(2,333,545)**	**(2,006,617)**	**(326,929)**	**14.0%**		
Events and Activation							
Total Revenue	**1,978,966**	**1,952,013**	**1,866,015**	**85,998**	**4.4%**		This variance is related to Christmas Light Trail contributions from retailers and WA Museum which did not materialise. Additionally the residual portion of the grant from Australia Day Council is yet to be received.
Core Service	(972,202)	(821,939)	(1,001,608)	179,669	(21.9%)		Increased staff resource requirement and staff movements from within the organisation.
Internal Allocations	(493,256)	(409,746)	(374,782)	(34,964)	8.5%		
Operating Project Expenditure	(5,319,499)	(4,939,736)	(4,848,598)	(91,138)	1.8%		
(As below)							
10018 - Perth Home Grown Markets	0	0	0	0	0.0%		
10025 - Busking	(15,000)	(12,500)	(8,152)	(4,348)	34.8%		
10027 - Christmas and New Years	(215,000)	(215,000)	(151,810)	(63,190)	29.4%		$84K refund received for non receipt of goods for event. Project completed
10039 - Christmas Concerts	(240,000)	(240,000)	(239,680)	(320)	0.1%		Project completed.
10046 - Spring School Holidays	(150,000)	(150,000)	(165,467)	15,467	(10.3%)		Project completed.
10059 - Lunar New Year	(50,000)	(50,000)	(55,162)	5,162	(10.3%)		Project completed.
10062 - Autumn School Holidays	(100,000)	(100,000)	(83,308)	(16,692)	16.7%		Project on track for full budget expenditure. Commitments raised.
10072 - Winter Festival	(315,000)	(46,070)	(118,490)	72,420	(157.2%)		Due to the inclusion of Art Activation items as part of Winter Festival an overspend of approximately $100K is anticipated. However, this will be offset by $100K under expenditure in Art Activations project. Marketing to begin campaign this financial year for 21/22.
10084 - Art Activations	(320,000)	(220,000)	(58,067)	(161,933)	73.6%		Project on track. Project will now have winter festival related items incorporated which will result in an underspend of approximately $100K as these items will be captured in the Winter Festival project.
10139 - New Years Eve	(450,000)	(450,000)	(417,257)	(32,743)	7.3%		Project completed.
10183 - Skyworks	(264,709)	(264,709)	(234,282)	(30,426)	11.5%		Project completed with underspend due to timing of scope change.
10189 - Australia Day Program	(1,502,290)	(1,502,290)	(1,764,728)	262,438	(17.5%)		Overspend due to changing and increasing scope of event as well as time afforded for preparation.
10207 - Twilights Hawkers Market	(100,000)	(91,667)	(71,309)	(20,358)	22.2%		Expecting to meet budget. Variance is related to timing of supplier invoices.

Community Development Alliance Variances by Alliance & Service — 30 April - 2021

Attachment B

Figures in this view include all Internal Allocations and Internal Recoveries

Detail	Revised Annual Budget	YTD Budget	YTD Actual	YTD Budget Variance $	YTD Budget Variance %	Budget Impact	Comments on Material Variances Identified - by Service
10210 - Christmas Nativity	(70,001)	(70,001)	(68,139)	(1,862)	2.7%		Project completed.
10365 - Christmas Lights Trail	(1,477,500)	(1,477,500)	(1,366,397)	(111,103)	7.5%		Project completed with savings.
11967 - Wellington Square Enhancement	(50,000)	(50,000)	(46,352)	(3,648)	7.3%		Project on track.
Total Expenditure	**(6,784,957)**	**(6,171,421)**	**(6,224,987)**	**53,566**	**(0.9%)**		
Net Operating Surplus (Deficit)	**(4,805,992)**	**(4,219,408)**	**(4,358,973)**	**139,564**	**(3.3%)**		
Sponsorships, Grants and Donations							
Total Revenue	**0**	**0**	**0**	**0**	**0.0%**		
Core Service	(390,263)	(325,107)	(310,766)	(14,341)	4.4%		Minor savings in subscription ($7K).
Internal Allocations	(233,748)	(193,811)	(177,189)	(16,623)	8.6%		
Operating Project Expenditure	(4,376,000)	(3,651,037)	(3,041,211)	(609,826)	16.7%		
(As below)							
10008 - Arts and Cultural Grants	(200,000)	(166,667)	(125,508)	(41,159)	24.7%		Project on track to be completed within full year budget.
10045 - Community Wellbeing Grants	(145,000)	(120,833)	(20,000)	(100,833)	83.4%		Second round grants going to May Council meeting. Full budget to be utilised.
10078 - Event Sponsorship	(991,000)	(808,500)	(1,027,877)	219,377	(27.1%)		Variance is timing related as sponsorships and purchase orders raised have been actioned for the full budget. Expect to be slightly over budget at year end ($1.017M total expenditure)
10091 - Business Improvement Grants	(270,000)	(225,000)	(129,645)	(95,355)	42.4%		Report presented to Council in November 2020 and grants awarded. However, grants will be processed upon completion of grant requirements/works. Potential underspend depending on uptake from businesses
10095 - Economic Development Sponsorship	(690,000)	(575,000)	(417,000)	(158,000)	27.5%		Project on track. Timing variance to align with budget in future periods. Most sponsorships have been agreed/awarded.
10130 - COVID19 Postponed Events and Projects	(200,000)	(181,000)	(119,000)	(62,000)	34.3%		Timing variance to align with budget in future periods. This is a result of events needing to be rescheduled due to Covid. Total expected expenditure to be $166K.
10168 - Precinct Development Grants	(240,000)	(200,000)	(60,000)	(140,000)	70.0%		First report went to council in December for approximately half the budget. Remaining budget approved at March council meeting for expenditure of $139K.
10184 - Small Business Grants	(350,000)	(291,667)	(190,061)	(101,606)	34.8%		Grants are generally minor and ad hoc depending on demand. Current schedule has $231K awarded but not necessarily paid out.
10271 - Arts Sponsorship	(1,200,000)	(1,000,000)	(874,750)	(125,250)	12.5%		Sponsorships have been approved. Variance relates to timing of budget. Commitments have been raised for majority of budget.
10337 - Events and Activation Grants	(90,000)	(82,370)	(77,370)	(5,000)	6.1%		Grants for full budget awarded and pending payment.
Total Expenditure	**(5,000,011)**	**(4,169,955)**	**(3,529,166)**	**(640,789)**	**15.4%**		
Net Operating Surplus (Deficit)	**(5,000,011)**	**(4,169,955)**	**(3,529,166)**	**(640,789)**	**15.4%**		
Community Safety							
Total Revenue	**214,547**	**158,572**	**119,927**	**38,646**	**24.4%**		Related to the sale of Council vehicles yet to take place.
Core Service	(5,325,065)	(4,434,021)	(4,235,850)	(198,171)	4.5%		
Internal Allocations	(1,644,526)	(1,364,150)	(1,322,338)	(41,812)	3.1%		
Operating Project Expenditure	(1,200,000)	(1,000,000)	(456,901)	(543,099)	54.3%		
(As below)							
10490 - Safe City Patrols	(1,200,000)	(1,000,000)	(456,901)	(543,099)	54.3%		Variance is timing related and project is on track to be completed within full year budget.
Total Expenditure	**(8,169,591)**	**(6,798,172)**	**(6,015,090)**	**(783,082)**	**11.5%**		
Net Operating Surplus (Deficit)	**(7,955,043)**	**(6,639,599)**	**(5,895,163)**	**(744,436)**	**11.2%**		

Community Development Alliance Variances by Alliance & Service — 30 April - 2021

Attachment B

Figures in this view include all Internal Allocations and Internal Recoveries

Detail	Revised Annual Budget	YTD Budget	YTD Actual	YTD Budget Variance $	YTD Budget Variance %	Budget Impact	Comments on Material Variances Identified - by Service
Activity Approvals							
Total Revenue	**484,011**	**378,705**	**506,893**	**(128,188)**	**(33.8%)**		Higher than expected reserve hire activity.
Core Service	(1,354,485)	(1,129,844)	(991,877)	(137,967)	12.2%		Savings in employee expenses due to staff vacancy as well as excess annual leave utilisation paid from the balance sheet provision.
Internal Allocations	(725,585)	(599,639)	(554,664)	(44,975)	7.5%		
Operating Project Expenditure	0	0	0	0	0.0%		
Total Expenditure	**(2,080,070)**	**(1,729,483)**	**(1,546,541)**	**(182,942)**	**10.6%**		
Net Operating Surplus (Deficit)	**(1,596,059)**	**(1,350,778)**	**(1,039,648)**	**(311,130)**	**23.0%**		
Public Health							
Total Revenue	**1,099,870**	**790,370**	**456,563**	**333,807**	**42.2%**		Delays in annual invoicing for eating and lodging house licenses as well as food premises. Invoicing started in March and is still ongoing however variance is now starting to reduce compared to prior months
Core Service	(2,245,392)	(1,880,127)	(1,462,456)	(417,672)	22.2%		Savings in contractor expenses for outsourced premise inspections, pest/disease control and pollution control ($101K). In addition to this, lower employee costs due to vacancies as well as long service leave and excess annual leave utilisation paid from balance sheet provision ($200K).
Internal Allocations	(805,657)	(667,197)	(622,555)	(44,642)	6.7%		
Operating Project Expenditure	(20,000)	(16,667)	0	(16,667)	100.0%		
(As below)							
10341 - Public Health and Wellbeing Plan	(20,000)	(16,667)	0	(16,667)	100.0%		Project has been put on hold for 2 years as Department of Health statutory changes have been delayed.
Total Expenditure	**(3,071,049)**	**(2,563,991)**	**(2,085,010)**	**(478,981)**	**18.7%**		
Net Operating Surplus (Deficit)	**(1,971,179)**	**(1,773,621)**	**(1,628,447)**	**(145,174)**	**8.2%**		
Marketing							
Total Revenue	**10,000**	**10,000**	**10,000**	**0**	**0.0%**		
Core Service	(701,832)	(577,378)	(518,715)	(58,663)	10.2%		Mainly relating to reduced hire charges for banners and lower employee costs due to vacancy
Internal Allocations	(338,408)	(281,449)	(260,347)	(21,103)	7.5%		
Operating Project Expenditure	(1,746,202)	(1,581,434)	(1,601,016)	19,582	(1.2%)		
(As below)							
10027 - Christmas and New Years	(350,000)	(350,000)	(347,947)	(2,053)	0.6%		Campaign completed.
10031 - CPP Parking Fee changes	(40,000)	(40,000)	(18,047)	(21,953)	54.9%		Project not proceeding.
10036 - Audience and Segmentation Project	(30,000)	(30,000)	(9,887)	(20,113)	67.0%		Project being finalised with surplus budget. Minor ongoing maintenance to be incurred to June.
10049 - Retail Extension	(244,586)	(109,586)	(152,619)	43,033	(39.3%)		April school holidays campaign completed. Commitments to be wrapped up in comings weeks.
10054 - Impact Evaluation and insights	(100,000)	(80,000)	(88,133)	8,133	(10.2%)		On track to utilise full budget.
10064 - Always On	(543,000)	(543,000)	(511,888)	(31,112)	5.7%		Project cancelled. Residual commitments to be completed prior to financial year end.
10183 - Skyworks	1	1	(27,251)	27,251	5450244.0%		Expenditure related to initial phase of Skyworks prior to Council decision for a new program to be delivered as Australia Day Program. Original budget moved to Australia Day Program project at budget review.
10189 - Australia Day Program	(150,000)	(150,000)	(191,418)	41,418	(27.6%)		Project completed with overspend due to scope change and reduced time frame for planning.
10200 - Think Perth	(45,000)	(45,000)	(27,213)	(17,787)	39.5%		Project not proceeding.
10269 - Heritage Perth Weekend	0	0	(34,415)	34,415	0.0%		Project on track to be completed by June. Budget held in Heritage.
10274 - InnerCity Councils	(55,000)	(45,232)	(25,170)	(20,062)	44.4%		Actuals and purchase orders raised in April are pending invoicing.
10313 - Council Elections and Lord Mayor Election	(38,616)	(38,616)	(38,619)	3	(0.0%)		Project completed.

Community Development Alliance Variances by Alliance & Service

30 April - 2021

Attachment B

Figures in this view include all Internal Allocations and Internal Recoveries

Detail	Revised Annual Budget	YTD Budget	YTD Actual	YTD Budget Variance $	YTD Budget Variance %	Budget Impact	Comments on Material Variances Identified - by Service
23431 - Branding for Perth	(150,000)	(150,000)	(128,408)	(21,592)	14.4%		Project on hold as per Council direction.
Total Expenditure	**(2,786,442)**	**(2,440,261)**	**(2,380,078)**	**(60,183)**	**2.5%**		
Net Operating Surplus (Deficit)	**(2,776,442)**	**(2,430,261)**	**(2,370,078)**	**(60,183)**	**2.5%**		
Total Capital Project Expenditure	**(2,911,994)**	**(2,113,727)**	**(919,114)**	**(1,194,613)**	**56.5%**		
10040 - Conservation Public Art	(44,000)	(26,400)	(24,666)	(1,734)	6.6%		Project on track to be completed within full year budget.
10116 - Safe Night Spaces	(825,000)	(575,000)	(80,483)	(494,517)	86.0%		Construction works completed. Building to be handed over to Asset Management and Facilities Maintenance. Actual expenditure within Infrastructructure Alliance.
10194 - Light it up Program	(280,000)	0	0	0	0.0%		Project identified to be carried forward.
10234 - EP0 - SP Elevating Platform	(15,490)	0	(15,490)	15,490	0.0%		Project completed.
10264 - UC - Crew Cab Ute	(116,177)	0	(36,275)	36,275	0.0%		20/21 Plant and vehicle replacement program has achieved $510K savings and $1.2M in total has been identified as carry forward on the reprioritisation
10265 - UT - Utilities	(96,245)	(51,745)	(36,245)	(15,500)	30.0%		20/21 Plant and vehicle replacement program has achieved $510K savings and $1.2M in total has been identified as carry forward on the reprioritisation
10267 - VM - Trailered Variable Message Sign	(45,500)	0	(45,500)	45,500	0.0%		Project completed.
10441 - Art Acquisitions	(36,990)	(36,990)	(36,990)	(0)	0.0%		Project completed.
10466 - CCTV Camera & Pole Reactive Renewals	(104,000)	(104,000)	(30,774)	(73,226)	70.4%		Works are underway, new CCTV poles installed. Project is on track, expected completion end of May.
10467 - CCTV Camera Network New Camera Exp	(395,000)	(395,000)	(308,338)	(86,662)	21.9%		Project commenced, cameras are being installed on new CCTV poles. Expected completion mid June.
10478 - IT Equipment Renewal Supporting CCTV	(111,000)	(82,000)	(33,286)	(48,714)	59.4%		Evaluation meeting complete, report to be written authorising contracts. Tender to be awarded 13th May. CCTV computers due to arrive mid June. Project on track.
11967 - Wellington Square Enhancement	(544,000)	(544,000)	(142,967)	(401,033)	73.7%		Playground works completed. Scheduled end of May for Automated Public Toilet.
14070 - Loudspeaker	(21,369)	(21,369)	(19,035)	(2,334)	10.9%		Project completed with minor saving.
14098 - Plaques	(6,372)	(6,372)	(9,654)	3,282	(51.5%)		Project completed. Overspend related to carry over of previous year budget.
14133 - CCTV Implementation Strategy	(170,851)	(170,851)	(99,410)	(71,441)	41.8%		Infrastructure to support CCTV cameras have been installed. PTA currently mid works, mechanical issue preventing completion, expected delay four weeks. Anticipated carry forward.
23428 - Development of LMDRF online record ke	(100,000)	(100,000)	0	(100,000)	100.0%		Project is currently on track, set for completion 30th June 2021.
23431 - Branding for Perth	(0)	(0)	0	(0)	100.0%		Value for money outcome achieved - savings realised, project identified as part of cities reprioritisation.

Planning and Economic Development Alliance Variances by Alliance & Service 30 April - 2021

Attachment B

Figures in this view include all Internal Allocations and Internal Recoveries

Detail	Revised Annual Budget	YTD Budget	YTD Actual	YTD Budget Variance $	YTD Budget Variance %	Budget Impact	Comments on Material Variances Identified - by Service
Financial Summary - Planning and Economic Development Alliance							
Total Revenue	**937,805**	**762,886**	**978,208**	**(215,323)**	**(28.2%)**		
Core Service	(10,371,957)	(8,675,342)	(7,300,475)	(1,374,867)	15.8%		
Internal Allocations	(4,924,192)	(4,088,131)	(3,777,515)	(310,616)	7.6%		
Internal Recovery	897,400	742,174	636,187	105,987	14.3%		
Operating Project Expenditure	(1,824,651)	(1,258,141)	(878,174)	(379,967)	30.2%		
Total Expenditure	**(16,223,400)**	**(13,279,440)**	**(11,319,977)**	**(3,714,297)**	**28.0%**		
Net Operating Surplus (Deficit)	**(15,285,595)**	**(12,516,555)**	**(10,341,769)**	**(2,174,786)**	**17.4%**		
Total Capital Project Expenditure	**(4,200,621)**	**(1,841,782)**	**(663,999)**	**(1,177,784)**	**63.9%**		
Financial Summary - Planning and Economic Development Alliance Services							
Leadership - Planning and Economic Dev.							
Total Revenue	**0**	**0**	**0**	**0**	**0.0%**		
Core Service	(535,189)	(447,965)	(447,689)	(276)	0.1%		
Internal Allocations	(239,930)	(198,632)	(187,908)	(10,724)	5.4%		
Internal Recovery	775,119	646,597	635,597	11,000	1.7%		
Operating Project Expenditure	(70,000)	(70,000)	(49,800)	(20,200)	28.9%		
(As below)							
10105 - Services Review	(70,000)	(70,000)	(49,800)	(20,200)	28.9%		Service review completed under budget expectations.
Total Expenditure	**(70,000)**	**(70,000)**	**(49,800)**	**(20,200)**	**28.9%**		
Net Operating Surplus (Deficit)	**(70,000)**	**(70,000)**	**(49,800)**	**(20,200)**	**28.9%**		
City Future							
Total Revenue	**0**	**0**	**0**	**0**	**0.0%**		
Core Service	(268,580)	(224,173)	(184,094)	(40,079)	17.9%		Staff vacancies.
Internal Allocations	(181,676)	(150,919)	(140,899)	(10,020)	6.6%		
Operating Project Expenditure	(704,000)	(427,333)	(479,005)	51,672	(12.1%)		
(As below)							
10354 - WACA Redevelopment Project	(544,000)	(344,000)	(404,638)	60,638	(17.6%)		Business case currently undertaken and anticipated to be completed by June 2021.
10355 - Retail Core Redevelopment Projects	(110,000)	(33,333)	(74,367)	41,034	(123.1%)		Forrest Place and walkway design work commenced.
10356 - Proactive Planning Initiatives	(50,000)	(50,000)	0	(50,000)	100.0%		Budget reduced to $50K in April. Currently undertaking survey work in Crawley. Budget also partially utilised for William Street definition work.
Total Expenditure	**(1,154,255)**	**(802,426)**	**(803,998)**	**1,572**	**(0.2%)**		
Net Operating Surplus (Deficit)	**(1,154,255)**	**(802,426)**	**(803,998)**	**1,572**	**(0.2%)**		

Planning and Economic Development Alliance Variances by Alliance & Service 30 April - 2021

Attachment B

Figures in this view include all Internal Allocations and Internal Recoveries

Detail	Revised Annual Budget	YTD Budget	YTD Actual	YTD Budget Variance $	YTD Budget Variance %	Budget Impact	Comments on Material Variances Identified - by Service
City Planning							
Total Revenue	**700**	**0**	**41**	**(41)**	**0.0%**		
Core Service	(2,191,528)	(1,829,514)	(1,255,764)	(573,750)	31.4%		Vacancies and excess annual leave utilisation from the balance sheet provision.
Internal Allocations	(900,049)	(747,186)	(697,789)	(49,397)	6.6%		
Operating Project Expenditure (As below)	(420,970)	(315,172)	(103,832)	(211,340)	67.1%		
10033 - City Planning Scheme No. 3	(205,586)	(155,586)	(17,256)	(138,331)	88.9%		Consultant engagement on updating existing heritage area planning policies and preparation of detailed design analysis delayed resulting in expenditure across 20/21 and 21/22. Savings will be used in-part to assist in finalisation of draft Local Planning Strategy.
10034 - City Planning Strategy	(55,000)	(35,000)	(20,005)	(14,995)	42.8%		Engagement of consultants to assist in finalisation of draft strategy.
10035 - City Switch	(67,540)	(62,500)	(58,134)	(4,366)	7.0%		Project completed
10057 - Local Planning Scheme 26 Amendment 3	(800)	(800)	(340)	(460)	57.5%		Scheme amendment process complete.
10068 - CPS2 Amendment 46 and LPS26 Amendment 4	(5,000)	(5,000)	(190)	(4,810)	96.2%		Environmental Protection Authority approved, formal consultation started in April 21 for 42 days.
10175 - QE2 and UWA Structure Plan	(70,000)	(49,000)	(4,000)	(45,000)	91.8%		Community consultation due to commence in June. Additional funding requirements for this financial year will be sourced from savings in City Planning Scheme 3 project.
10289 - CPS 2 Amendment No. 41 - Northbridge Special Entert Precinct	(3,891)	(3,891)	(2,692)	(1,200)	30.8%		Formal consultation finished 26 February 2021. Submissions currently being analysed prior to submission to Council for final approval.
10291 - CPS 2 Amendment 42 (Colin & Hay, West Perth)	(2,500)	(2,500)	(318)	(2,182)	87.3%		Council approval and State approval have been received.
10292 - CPS 2 Amendment 43 (Thomas & Wellington, West Perth)	(2,500)	0	(2)	2	0.0%		Council approval and State approval have been received. Awaiting gazettal prior to expenditure.
10294 - CPS2 Amendment 44 (Cnr Elder and Wellington Street, Central	(2,500)	0	0	0	0.0%		Council approval on 3 November 2020. Awaiting State Government approval.
10295 - Noise Attenuation Planning Policy	(2,952)	(452)	(452)	0	0.0%		Project is in progress and is linked to finalisation of Amendment 41.
10517 - CPS2 Amendment 45 (Lord and Newcastle, Northbridge)	(2,700)	(441)	(443)	2	(0.3%)		Council final approval 23 February 2021. Awaiting State Government approval.
Total Expenditure	**(3,512,547)**	**(2,891,872)**	**(2,057,385)**	**(834,487)**	**28.9%**		
Net Operating Surplus (Deficit)	**(3,511,847)**	**(2,891,872)**	**(2,057,344)**	**(834,528)**	**28.9%**		
Development Approvals							
Total Revenue	**340,000**	**283,331**	**333,676**	**(50,345)**	**(17.8%)**		High value assessments since January have reduced the adverse impact from market conditions created by COVID. The city is no longer waiving fees on lower value development assessments since January.
Core Service	(1,252,330)	(1,048,367)	(904,431)	(143,936)	13.7%		Vacancies, excess annual leave utilisation from the balance sheet provision and savings in learning and development expenses.
Internal Allocations	(766,878)	(635,482)	(580,020)	(55,462)	8.7%		
Operating Project Expenditure	0	0	0	0	0.0%		
Total Expenditure	**(2,019,208)**	**(1,683,849)**	**(1,484,451)**	**(199,398)**	**11.8%**		
Net Operating Surplus (Deficit)	**(1,679,208)**	**(1,400,518)**	**(1,150,775)**	**(249,743)**	**17.8%**		
Building Approvals							

Planning and Economic Development Alliance Variances by Alliance & Service 30 April - 2021

Attachment B

Figures in this view include all Internal Allocations and Internal Recoveries

Detail	Revised Annual Budget	YTD Budget	YTD Actual	YTD Budget Variance $	YTD Budget Variance %	Budget Impact	Comments on Material Variances Identified - by Service
Total Revenue	**589,605**	**479,555**	**644,492**	**(164,937)**	**(34.4%)**		Large volume of building and permit applications submitted prior to building regulation changes taking affect from 1 May 21 have resulted in increased revenue. This has offset the prior period adverse results from COVID.
Core Service	(1,219,756)	(1,020,961)	(896,022)	(124,939)	12.2%		Vacancies, excess annual leave utilisation from the balance sheet provision and savings in learning and development expenses.
Internal Allocations	(664,703)	(551,756)	(500,131)	(51,626)	9.4%		
Operating Project Expenditure	(15,150)	(12,625)	0	(12,625)	100.0%		
(As below)							
10305 - Cladding audit of class 5- 8 buildings	(15,150)	(12,625)	0	(12,625)	100.0%		
Total Expenditure	**(1,899,609)**	**(1,585,342)**	**(1,396,152)**	**(189,190)**	**11.9%**		
Net Operating Surplus (Deficit)	**(1,310,004)**	**(1,105,788)**	**(751,661)**	**(354,127)**	**32.0%**		
Transport and Urban Design							
Total Revenue	**0**	**0**	**0**	**0**	**0.0%**		
Core Service	(2,719,037)	(2,281,581)	(1,996,349)	(285,232)	12.5%		Vacancies and excess annual leave utilisation paid from the balance sheet provision. In addition to this, delayed expenses and partial savings in contractor expenses for transport modelling, data collection and virtual city modelling.
Internal Allocations	(1,328,755)	(1,104,322)	(1,028,740)	(75,582)	6.8%		
Internal Recovery	65,281	40,335	590	39,745	98.5%		
Operating Project Expenditure	(429,531)	(267,178)	(150,549)	(116,629)	43.7%		
(As below)							
10019 - Bicycle Planning Services	(5,000)	(4,167)	(767)	(3,400)	81.6%		Project still on track with minor spending requirements year to date.
10297 - Riverfront Masterplan	(299,531)	(205,512)	(96,800)	(108,711)	52.9%		Final draft design to be submitted in May. Project steering group to meet in May to provide consultant feedback. Final design expected to be accepted towards end of May with further expenditure to be realised.
10298 - William Street Redefinition	0	0	(14,335)	14,335	0.0%		Budget removed in April after initial topographical survey work undertaken. Project not proceeding
10301 - Co-ordination of City Infrastructure Works	(5,000)	(4,167)	(415)	(3,752)	90.1%		Meetings held on a quarterly basis. Minor expenditure requirements to date.
10302 - Road Network Design and Review	(40,000)	(33,333)	(25,317)	(8,017)	24.0%		Project is utilised on a reactive schedule as and when requirements arise.
10318 - Light it up Part 2	(80,000)	(20,000)	0	(20,000)	100.0%		Purchase orders raised for 3 different concept designs. Expecting to award contract based on design decision. Budget to be carried forward to next financial year.
10479 - Landscaping and Hostile Vehicle Incursion Prevention	0	0	(447)	447	0.0%		
10482 - Mount Street East Concept	0	0	(1,088)	1,088	0.0%		
10522 - Urban Forest Plan - Infill tree planting	0	0	(175)	175	0.0%		
12192 - Projects from Lighting Masterplan	0	0	(260)	260	0.0%		
14109 - Bus Shelter Program	0	0	(10,945)	10,945	0.0%		Graphic design print for bus shelters operating expenses. Full budget is in capital category.
Total Expenditure	**(4,412,042)**	**(3,612,746)**	**(3,175,047)**	**(437,699)**	**12.1%**		
Net Operating Surplus (Deficit)	**(4,412,042)**	**(3,612,746)**	**(3,175,047)**	**(437,699)**	**12.1%**		
Economic Development							
Total Revenue	**7,500**	**0**	**0**	**0**	**0.0%**		

Planning and Economic Development Alliance Variances by Alliance & Service 30 April - 2021

Attachment B

Figures in this view include all Internal Allocations and Internal Recoveries

Detail	Revised Annual Budget	YTD Budget	YTD Actual	YTD Budget Variance $	YTD Budget Variance %	Budget Impact	Comments on Material Variances Identified - by Service
Core Service	(2,185,537)	(1,822,781)	(1,616,127)	(206,654)	11.3%		Vacancies and excess annual leave utilisation paid from the balance sheet provision. In addition to this delays with tender for Sector Development initiative ($40K) however various events have been hosted over April and additional ones in May.
Internal Allocations	(842,202)	(699,834)	(642,029)	(57,805)	8.3%		
Internal Recovery	57,000	55,242	0	55,242	100.0%		
Operating Project Expenditure	(185,000)	(165,833)	(94,989)	(70,845)	42.7%		
(As below)							
10117 - International Relations	(45,000)	(32,500)	(17,280)	(15,220)	46.8%		Budget reduced to $45K. Project identified as part of cities reprioritisation in April.
10161 - Place and Economic Analytics	(40,000)	(33,333)	(35,455)	2,122	(6.4%)		
10200 - Think Perth	0	0	(4,800)	4,800	0.0%		
10329 - Workshops	(100,000)	(100,000)	(27,654)	(72,346)	72.3%		Budget reduced to $100K in April. Timing of expenses cause for variance.
14147 - Smart Cities - Data Hub Phase 2 Ops	0	0	(9,800)	9,800	0.0%		Software maintenance operating expenses. Full budget is in capital category.
Total Expenditure	**(3,155,740)**	**(2,633,205)**	**(2,353,144)**	**(280,061)**	**10.6%**		
Net Operating Surplus (Deficit)	**(3,148,240)**	**(2,633,205)**	**(2,353,144)**	**(280,061)**	**10.6%**		
Total Capital Project Expenditure	**(4,200,621)**	**(1,841,782)**	**(663,999)**	**(1,177,784)**	**63.9%**		
10473 - East Perth Foreshore PSP and Lighting Up	(1,500,000)	(109,304)	(54,236)	(55,068)	50.4%		This project has been identified as carry forward, $1.39M
10479 - Landscaping and Hostile Vehicle Incursior	(488,800)	(93,617)	(44,708)	(48,909)	52.2%		This project has been identified as carry forward, $400K.
10481 - Minor Urban Interventions	(130,520)	(70,000)	(125,065)	55,065	(78.7%)		Project complete.
10482 - Mount Street East Concept	(120,000)	(120,000)	(4,541)	(115,459)	96.2%		Project on track for end of June finish. Finalisation of traffic modelling study that could lead to a risk of longer Main Roads approval timeframes. This modelling will effect the signalised intersection / pelican crossing.
10489 - Pedestrian Crossings Improvement 20 to	(200,000)	(200,000)	0	(200,000)	100.0%		Design work will be completed this financial year. Construction will be undertaken in FY 21/22. Carry forward to account for those future construction works.
10507 - Roe Street Upgrade Fitzgerald to Beaufor	0	0	(2,073)	2,073	0.0%		0
10508 - Smart Bus Stops Real Time Information	(68,000)	(64,222)	0	(64,222)	100.0%		Project On Track. Transperth prototype has been delivered to Perth and passed testing. Sites have been selected. Hardware has been ordered.
10509 - Smart Cities Carbon Neutral Council Pier S	(224,000)	(219,520)	(1,899)	(217,621)	99.1%		Project is on HOLD, seeking direction from commercial properties.
10510 - Smart Water and Electricity Meters	(61,000)	(61,000)	(13,392)	(47,608)	78.0%		Water meters quotes received, electricity meter data flowing well. Working on dashboard integration with IT. Anticipated completion prior to end of financial year.
10515 - Street Furniture Replacement Program	(105,000)	(66,085)	(38,368)	(27,716)	41.9%		$27k for remaining to be used for works regarding street furniture installation costs.
10522 - Urban Forest Plan - Infill tree planting	(675,000)	(355,000)	(283)	(354,717)	99.9%		Tree planting to take place in May and June, with a number of PO's raised to account for those works. Project is on track.
12192 - Projects from Lighting Masterplan	(50,364)	(50,364)	(43,015)	(7,349)	14.6%		Project has been completed with minor savings.
12276 - Roads (Crawley Nedlands) Various	(62,000)	(62,000)	(12,305)	(49,695)	80.2%		Project is progressing well and on time. 85% Detailed Designs received. Approvals and consent regarding works and asset management received from both stakeholders UWA and DBCA.
12277 - Kerbside review implementation	(1,350)	(1,350)	(3,148)	1,798	(133.2%)		Project completed.
14096 - Spring Street pedestrian crossing	(400)	(400)	0	(400)	100.0%		Residual from last year budget.
14109 - Bus Shelter Program	(289,000)	(150,463)	(119,492)	(30,971)	20.6%		Multi year project that is externally funded. Procurement of bus shelters and installation is underway and expenditure is within full year budget.
14147 - Smart Cities - Data Hub Phase 2 Ops	(125,000)	(125,000)	(101,286)	(23,714)	19.0%		Project is on track with expectation of spending allocated for June 2021. This includes the software licence to maintain the Smart City Program.
14154 - Winthrop Avenue/Thomas Street Shared	(100,187)	(93,457)	(100,187)	6,730	(7.2%)		Budget to be transferred to the capital program reserve as identified in the reprioritisation report.

Infrastructure and Operations Alliance Variances by Alliance & Service

30 April - 2021

Attachment B

Figures in this view include all Internal Allocations and Internal Recoveries

Financial Summary - Infrastructure and Operations Alliance

Detail	Revised Annual Budget	YTD Budget	YTD Actual	YTD Budget Variance $	YTD Budget Variance %	Budget Impact	Comments on Material Variances Identified - by Service
Total Revenue	**78,660,978**	**67,111,193**	**67,784,484**	**(673,291)**	**(1.0%)**		
Core Service	(105,311,983)	(86,035,496)	(80,234,030)	(5,801,466)	6.7%		
Internal Allocations	(56,674,474)	(46,933,917)	(44,561,123)	(2,372,794)	5.1%		
Internal Recovery	34,582,061	28,412,399	26,983,583	1,428,815	5.0%		
Operating Project Expenditure	(2,467,632)	(1,789,523)	(1,975,654)	186,131	(10.4%)		
Total Expenditure	**(129,872,027)**	**(106,346,538)**	**(99,787,224)**	**(12,174,648)**	**11.4%**		
Net Operating Surplus (Deficit)	**(51,211,049)**	**(39,235,345)**	**(32,002,740)**	**(7,232,605)**	**18.4%**		
Total Capital Project Expenditure	**(53,720,212)**	**(34,466,781)**	**(34,058,067)**	**(408,714)**	**1.2%**		

Financial Summary - Infrastructure and Operations Alliance Services

Engineering and Design

Total Revenue	**0**	**0**	**0**	**0**	**0.0%**		
Core Service	(831,480)	(693,508)	(565,070)	(128,438)	18.5%		Vacancy savings
Internal Allocations	(271,618)	(225,290)	(208,656)	(16,633)	7.4%		
Internal Recovery	0	0	46,394	(46,394)	0.0%		
Operating Project Expenditure	0	0	0	0	0.0%		
Total Expenditure	**(1,103,097)**	**(918,798)**	**(727,333)**	**(191,465)**	**20.8%**		
Net Operating Surplus (Deficit)	**(1,103,097)**	**(918,798)**	**(727,333)**	**(191,465)**	**20.8%**		

Leadership - Infrastructure and Operations

Total Revenue	**0**	**0**	**0**	**0**	**0.0%**		
Core Service	(646,540)	(539,398)	(486,776)	(52,622)	9.8%		Savings in office supplies and staff learning and development expenses.
Internal Allocations	(288,232)	(238,493)	(222,236)	(16,257)	6.8%		
Internal Recovery	934,772	777,891	708,825	69,066	8.9%		
Operating Project Expenditure	0	0	0	0	0.0%		
Total Expenditure	**0**	**0**	**(187)**	**187**	**0.0%**		
Net Operating Surplus (Deficit)	**0**	**0**	**(187)**	**187**	**0.0%**		

Asset Management

Total Revenue	**0**	**0**	**0**	**0**	**0.0%**		
Core Service	(1,101,487)	(918,527)	(710,699)	(207,828)	22.6%		Vacancy savings ($177K) and delays in use of consultancy.
Internal Allocations	(582,707)	(484,281)	(469,443)	(14,838)	3.1%		
Operating Project Expenditure	(165,000)	(137,500)	(131,596)	(5,904)	4.3%		
(As below)							
10273 - Condition Assessment and Reporting	(165,000)	(137,500)	(131,596)	(5,904)	4.3%		

Infrastructure and Operations Alliance Variances by Alliance & Service

30 April - 2021

Attachment B

Figures in this view include all Internal Allocations and Internal Recoveries

Detail	Revised Annual Budget	YTD Budget	YTD Actual	YTD Budget Variance $	YTD Budget Variance %	Budget Impact	Comments on Material Variances Identified - by Service
Total Expenditure	**(1,849,194)**	**(1,540,308)**	**(1,311,738)**	**(228,570)**	**14.8%**		
Net Operating Surplus (Deficit)	**(1,849,194)**	**(1,540,308)**	**(1,311,738)**	**(228,570)**	**14.8%**		
Asset Maintenance							
Total Revenue	**187,356**	**169,926**	**163,933**	**5,992**	**3.5%**		
Core Service	(37,190,537)	(29,882,950)	(28,474,070)	(1,408,880)	4.7%		Multiple vacancy savings of $656K. The remaining variance relates to Mounts Bay Road drain cleaning delays to re-commence shortly, Claisebrook jetty works delayed due to weather with anticipated completion May, unseasonal high rain & tides delaying river wall works, CCTV maintenance savings due to technical officer completing works, invoice delays and less reactive maintenance compared to previous years.
Internal Allocations	(3,708,616)	(3,093,658)	(2,681,694)	(411,964)	13.3%		
Internal Recovery	10,021,332	8,289,513	7,997,939	291,574	3.5%		
Operating Project Expenditure	(1,825,635)	(1,277,115)	(1,624,008)	346,893	(27.2%)		
(As below)							
10150 - Varnishing and Painting	(71,860)	(61,860)	(71,717)	9,857	(15.9%)		Project complete, saving identified in strategic project review. East Perth furniture to be completed as part of core program.
10319 - Clearing Maintenance Backlog	(459,604)	(113,723)	(266,821)	153,098	(134.6%)		Timing variance, program on track for completion.
10323 - Lift and Relay	(110,395)	(7,756)	(108,672)	100,916	(1,301.1%)		Timing variance, project complete.
14150 - Christmas Decorations	(1,183,776)	(1,093,776)	(1,176,798)	83,022	(7.6%)		Timing variance, pending lease agreement for storage warehouse.
Total Expenditure	**(32,703,456)**	**(25,964,209)**	**(24,781,832)**	**(1,182,377)**	**4.6%**		
Net Operating Surplus (Deficit)	**(32,516,099)**	**(25,794,284)**	**(24,617,899)**	**(1,176,385)**	**4.6%**		
Project Delivery							
Total Revenue	**0**	**0**	**0**	**0**	**0.0%**		
Core Service	(1,672,804)	(1,394,716)	(1,151,629)	(243,087)	17.4%		Vacancy savings
Internal Allocations	(867,776)	(722,089)	(648,312)	(73,777)	10.2%		
Internal Recovery	408,877	297,768	96,188	201,580	67.7%		
Operating Project Expenditure	(229,999)	(180,830)	(153,950)	(26,879)	14.9%		
(As below)							
10444 - Building - Council House Review and Depot Works	(99,999)	(83,333)	(60,013)	(23,320)	28.0%		To proceed with concept design. Pending Council decision prior to the implementation.
11967 - Wellington Square Enhancement	0	0	(10,082)	10,082	0.0%		Operational expenditure for wellington square enhancement, the budget for these costs resides in the capital program.
14087 - East End Revitalisation	(130,000)	(97,497)	(71,317)	(26,180)	26.9%		Budget for stakeholder engagement. Stage 3 completed, final stage to be completed April, current expenses are within full year budget.
14181 - Building - Rectification Works - Concert Hall	0	0	(12,539)	12,539	0.0%		Operational expenditure for Concert hall works, the budget resides in the capital program.
Total Expenditure	**(2,361,703)**	**(1,999,866)**	**(1,857,703)**	**(142,164)**	**7.1%**		
Net Operating Surplus (Deficit)	**(2,361,703)**	**(1,999,866)**	**(1,857,703)**	**(142,164)**	**7.1%**		
Parks and Environment Operations							
Total Revenue	**462,753**	**373,840**	**321,766**	**52,074**	**13.9%**		Utility consumption recovery from Main Roads is lower than estimated due to pump breakdown.

Infrastructure and Operations Alliance Variances by Alliance & Service

30 April - 2021

Attachment B

Figures in this view include all Internal Allocations and Internal Recoveries

Detail	Revised Annual Budget	YTD Budget	YTD Actual	YTD Budget Variance $	YTD Budget Variance %	Budget Impact	Comments on Material Variances Identified - by Service
Core Service	(9,722,087)	(8,072,120)	(6,723,973)	(1,348,147)	16.7%	✓	Vacancy savings of $421K, timing of contractor expenses (particularly for watering, reticulation & ground/bed maintenance) is causing a variance of $698K and $79K is related to water & power savings (the latter as result of electricity supply agreement).
Internal Allocations	(6,440,635)	(5,363,477)	(5,510,745)	147,268	(2.7%)	✗	
Internal Recovery	4,492,726	3,725,248	3,975,751	(250,503)	(6.7%)	✗	
Operating Project Expenditure	(119,300)	(109,167)	(20,225)	(88,941)	81.5%	✓	
(As below)							
10080 - Events	(300)	0	0	0	0.0%	!	
10209 - Urban Forest Plan	(60,000)	(60,000)	(530)	(59,470)	99.1%	✓	Project implementation is anticipated in late May and June.
10324 - Natural Area Management	(59,000)	(49,167)	(19,695)	(29,472)	59.9%	✓	Works scheduled in June for winter planting season.
Total Expenditure	**(11,789,296)**	**(9,819,516)**	**(8,279,192)**	**(1,540,324)**	**15.7%**	✓	
Net Operating Surplus (Deficit)	**(11,326,543)**	**(9,445,676)**	**(7,957,426)**	**(1,488,250)**	**15.8%**	✓	
Fleet and Depot Services							
Total Revenue	**102,002**	**81,668**	**215,709**	**(134,041)**	**(164.1%)**	✓	Higher than estimated profit made on disposals of trucks, vans, sweepers, utes and sedans.
Core Service	(4,843,742)	(4,040,755)	(3,642,480)	(398,275)	9.9%	✓	A combination of vacancy savings of $77K and timing of contractor expenses $250K in fleet and plant maintenance as well as fuel savings of $96K (the latter due to hybrid vehicle use).
Internal Allocations	(1,325,543)	(1,104,662)	(970,838)	(133,824)	12.1%	✓	
Internal Recovery	4,559,559	3,799,449	3,743,968	55,480	1.5%	✓	
Operating Project Expenditure	0	0	0	0	0.0%	!	
Total Expenditure	**(1,609,726)**	**(1,345,969)**	**(869,350)**	**(476,619)**	**35.4%**	✓	
Net Operating Surplus (Deficit)	**(1,507,724)**	**(1,264,301)**	**(653,641)**	**(610,659)**	**48.3%**	✓	
Waste and Cleaning							
Total Revenue	**10,231,129**	**10,037,740**	**9,957,419**	**80,321**	**0.8%**	✗	In line with budget expectations. The landfill waste to the tip continue to decline as a consistent trend.
Core Service	(12,226,293)	(9,893,128)	(8,853,235)	(1,039,893)	10.5%	✓	Vacancies, excess leave utilisation paid from balance sheet provision and savings from staff turnover gap time ($663K). Maintenance and materials savings and delayed expenditure $376K. Main savings in waste service contractor usage offset by temporary spending hike in tipping fee due to late invoices from MRC.
Internal Allocations	(10,683,361)	(8,900,340)	(8,606,542)	(293,798)	3.3%	✓	
Internal Recovery	6,405,037	5,337,531	5,379,254	(41,723)	(0.8%)	✗	
Operating Project Expenditure	(20,000)	(16,667)	(4,763)	(11,904)	71.4%	✓	
Total Expenditure	**(16,524,617)**	**(13,472,604)**	**(12,085,286)**	**(1,387,318)**	**10.3%**	✓	
Net Operating Surplus (Deficit)	**(6,293,488)**	**(3,434,864)**	**(2,127,867)**	**(1,306,996)**	**38.1%**	✓	
Parking Services							
Total Revenue	**67,677,738**	**56,448,019**	**57,125,657**	**(677,638)**	**(1.2%)**	✓	Revenue and patronage reduced during the lockdown period of 3 days and it further impacted two weeks of post lockdown. The revenue loss due to lockdown is estimated approximately $1.72m (March v April).
Core Service	(37,077,013)	(30,600,394)	(29,626,097)	(974,297)	3.2%	✓	Overall YTD external expenses reduced by $853K. Direct Employee costs reduced by $127K due to vacancies, savings achieved in Security Services $142K due to reduced events and a new contract, savings achieved in Bank charges $54K, Agency Staff $110K, Signage cost reduced by $88K and rental outgoings reduced by $159K due to the adjustment of earlier year invoice and timing issue.
Internal Allocations	(32,505,987)	(26,801,628)	(25,242,657)	(1,558,971)	5.8%	✓	

Infrastructure and Operations Alliance Variances by Alliance & Service

30 April - 2021

Attachment B

Figures in this view include all Internal Allocations and Internal Recoveries

Detail	Revised Annual Budget	YTD Budget	YTD Actual	YTD Budget Variance $	YTD Budget Variance %	Budget Impact	Comments on Material Variances Identified - by Service
Internal Recovery	7,759,758	6,185,000	5,035,263	1,149,736	18.6%	✓	
Operating Project Expenditure	(107,697)	(68,245)	(41,112)	(27,134)	39.8%	✓	
(As below)							
10102 - Parking Business Review	(60,000)	(40,000)	0	(40,000)	100.0%	✓	
10152 - Parking Operations outside COP	(18,697)	(18,697)	(16,751)	(1,946)	10.4%	✓	
10186 - On Street Signage	(20,000)	(9,548)	(24,361)	14,812	(155.1%)	✗	
10464 - Parking Trial	(9,000)	0	0	0	0.0%	!	
Total Expenditure	**(61,930,939)**	**(51,285,268)**	**(49,874,603)**	**(1,410,665)**	**2.8%**	✓	
Net Operating Surplus (Deficit)	**5,746,799**	**5,162,751**	**7,251,054**	**(2,088,304)**	**(40.4%)**	✗	
Total Capital Project Expenditure	**(53,720,212)**	**(34,466,781)**	**(34,058,067)**	**(408,714)**	**1.2%**	✓	
10028 - Hay st Mall Feature Lighting	(300,000)	(300,000)	(132,967)	(167,033)	55.7%	✓	Scheduled completion for end of June
10100 - Moore Street Pavement Works	(97,000)	(97,000)	(96,582)	(418)	0.4%	✓	Project completed.
10112 - Initial Recognition of Assets	0	0	(1,079,010)	1,079,010	0.0%	!	Initial recognition of assets which never form part of the budget.
10116 - Safe Night Spaces	0	0	(778,714)	778,714	0.0%	!	Construction works completed. Building to be handed over to Asset Management and Facilities Maintenance. Budget within Community Development Alliance.
10181 - Electricity meter Concert Hall car park	(48,000)	0	0	0	0.0%	!	
10187 - Street Lighting - MRWA MOU lighting	(50,000)	(50,000)	(5,110)	(44,890)	89.8%	✓	Contract awarded and completion expected at the end of May.
10188 - Civil Structure- JH Abrahams River wall repairs	(600,000)	(400,000)	(254,968)	(145,032)	36.3%	✓	Footpaths works continuing and expected to be completed by June 2021. Temporary repairs to failed section in June 2021. Reconstruction of failed section scheduled for more favourable tides starting Nov. 2021. Estimate additional budget of $289,000 required to complete project.
10238 - GM3 - SP3 Gang Mower	(64,191)	0	(64,191)	64,191	0.0%	!	20/21 Plant and vehicle replacement program has achieved $510K savings and $1.2M in total has been identified as carry forward on the reprioritisation
10240 - LD - Loader 4WD Class 20WL	(17,891)	0	(17,891)	17,891	0.0%	!	20/21 Plant and vehicle replacement program has achieved $510K savings and $1.2M in total has been identified as carry forward on the reprioritisation.
10243 - LT0 - 2-3 Tonne Trucks	(119,685)	0	0	0	0.0%	!	20/21 Plant and vehicle replacement program has achieved $510K savings and $1.2M in total has been identified as carry forward on the reprioritisation
10244 - LT1 - 4-6 Tonne Trucks	(40,000)	0	0	0	0.0%	!	20/21 Plant and vehicle replacement program has achieved $510K savings and $1.2M in total has been identified as carry forward on the reprioritisation
10247 - MP - Minor Plant	(6,536)	0	(6,536)	6,536	0.0%	!	20/21 Plant and vehicle replacement program has achieved $510K savings and $1.2M in total has been identified as carry forward on the reprioritisation
10248 - PV1 - Medium Panel Vans	(43,540)	0	0	0	0.0%	!	20/21 Plant and vehicle replacement program has achieved $510K savings and $1.2M in total has been identified as carry forward on the reprioritisation
10249 - PV2 - Large Panel Van	(186,407)	0	0	0	0.0%	!	20/21 Plant and vehicle replacement program has achieved $510K savings and $1.2M in total has been identified as carry forward on the reprioritisation
10252 - RM2 - Large Rotary Mowers	(140,925)	0	(67,925)	67,925	0.0%	!	20/21 Plant and vehicle replacement program has achieved $510K savings and $1.2M in total has been identified as carry forward on the reprioritisation
10253 - RS1 - Pavement Sweepers	(467,983)	0	0	0	0.0%	!	20/21 Plant and vehicle replacement program has achieved $510K savings and $1.2M in total has been identified as carry forward on the reprioritisation
10256 - RT1 - Rubbish Truck <12 t GUM	(1,030,000)	0	(304)	304	0.0%	!	20/21 Plant and vehicle replacement program has achieved $510K savings and $1.2M in total has been identified as carry forward on the reprioritisation
10263 - TU - Tray Top Ute	(454,970)	0	(77,804)	77,804	0.0%	!	20/21 Plant and vehicle replacement program has achieved $510K savings and $1.2M in total has been identified as carry forward on the reprioritisation
10264 - UC - Crew Cab Ute	(214,639)	0	(182,282)	182,282	0.0%	!	20/21 Plant and vehicle replacement program has achieved $510K savings and $1.2M in total has been identified as carry forward on the reprioritisation
10266 - UV - Small Utility Vehicle	0	0	(22,470)	22,470	0.0%	!	20/21 Plant and vehicle replacement program has achieved $510K savings and $1.2M in total has been identified as carry forward on the reprioritisation
10287 - Building - Library Glass Damage Rect	(150,000)	0	0	0	0.0%	!	Currently investigating glass panels replacement method is complete. Cost increase due to COVID and methodology. Reimbursed by insurance.
10296 - Road Renewals – Wellington St (Crossover)	(172,000)	0	0	0	0.0%	!	
10317 - Street Lighting - Royal St Lighting upgrade	(1,300,000)	0	(8,189)	8,189	0.0%	!	Identified as carry forward.
10444 - Building - Council House Review and Depot Work	(310,000)	(250,000)	(188,137)	(61,863)	24.7%	✓	Project on Hold. Elected member engagement session required to progress project forward. Targeted for June.
10445 - Building - Electrical Renewals - Library	(30,000)	(22,500)	0	(22,500)	100.0%	✓	Project Completed

Infrastructure and Operations Alliance Variances by Alliance & Service

30 April - 2021

Attachment B

Figures in this view include all Internal Allocations and Internal Recoveries

Detail	Revised Annual Budget	YTD Budget	YTD Actual	YTD Budget Variance $	YTD Budget Variance %	Budget Impact	Comments on Material Variances Identified - by Service
10446 - Building - Emergency Lighting Replacement 20 21	(236,250)	(78,750)	(29,850)	(48,900)	62.1%	✓	Commitments in place for design. Remaining amount to be carried forward for design ($192K) for construction in 21/22.
10447 - Building - Emergency Works	(180,000)	(75,000)	(75,887)	887	(1.2%)	✗	Roe St Car Park and Perth Tattersalls Bowling Club set to complete this financial year. No additional works identified at this stage, and works are on track.
10448 - Building - External Lighting Upgrade - Town Hall	(11,900)	0	(9,900)	9,900	0.0%	!	Value for money outcome achieved - savings realised. Evaluation will continue, but will not award the contract.
10449 - Building - External Rectification Works 20 21	(75,000)	0	(51,713)	51,713	0.0%	!	Carpark pavement works completed, closing out defects. Masonry wall repairs progressing to be completed mid May.
10450 - Building - External Rectifications - Town Hall	(51,025)	(51,025)	(8,837)	(42,188)	82.7%	✓	Project on track for completion, $700K added to budget for FY 21/22.
10452 - Building - Fixtures & Fittings Upgrades 20 21	(80,000)	(60,000)	0	(60,000)	100.0%	✓	Full scope of works still to be determined. Potential cancellation.
10453 - Building - Floor Covering Replacement 20 21	(200,000)	(70,000)	0	(70,000)	100.0%	✓	Investigation and project specifications have been drafted for Project Sponsor review.
10455 - Building - Public Toilet Utility Bins	(95,000)	(95,000)	0	(95,000)	100.0%	✓	Project scoped, works temporary put on hold due to prioritisation of another key project.
10456 - Building - Rectification Works - Library	(12,000)	(10,000)	(500)	(9,500)	95.0%	✓	Exploring new options which will lead to assessment of new works. Expected to proceed past June for completion.
10460 - Building - Subsidence Renewal - PCEC Carpark	(1,200,000)	(100,000)	(436)	(99,564)	99.6%	✓	Value for money outcome achieved - savings realised, project identified as part of cities reprioritisation. Project anticipated to be completed in current financial year.
10461 - Building - Surveillance Replacements - Carparks	(749,706)	(15,007)	(499,706)	484,699	(3,229.8%)	✗	CCTV replacement in car parks completed. Server replacement awaits legal council decision. Genetec CCTV computer replacements due to finish end of June.
10462 - Building - Surveillance Upgrades	(318,147)	(163,861)	(243,056)	79,195	(48.3%)	✗	Tender is awarded, and installation has commenced. Project expected to finish in June.
10463 - Building - Waterproofing Rectification Works - Co	(45,000)	(19,056)	0	(19,056)	100.0%	✓	Investigation works have been scheduled and project is on track. PO's pending, dependant on Manager approval. Expecting to be raised 14/05/2021.
10469 - Civil Structure - Bridge Replacement - John Oldha	(400,000)	0	0	0	0.0%	!	Identified as carry forward.
10470 - Civil Structure - Bridge Replacement - Queens Ga	(132,667)	(11,997)	0	(11,997)	100.0%	✓	Project completion expected end of July. Identified carry forward.
10471 - Milligan Street – NB and SB – Hay St to St George	(73,902)	(68,902)	(67,149)	(1,753)	2.5%	✓	Project completed.
10480 - Lime Street Upgrade	(83,000)	(1,878)	(2,491)	613	(32.6%)	✗	Project construction completed and awaiting practical completion inspection.
10481 - Minor Urban Interventions	0	0	(208)	208	0.0%	!	
10485 - Parks and Landscapes - Irrigation Renewal Progra	(240,423)	(217,994)	(230,696)	12,702	(5.8%)	✗	Project complete. Value for money outcome achieved - savings realised, project identified as part of cities reprioritisation.
10486 - Parks and Landscapes - Outdoor Furniture and Si	(35,000)	(29,170)	(12,912)	(16,258)	55.7%	✓	Project on track, estimated completion mid May.
10487 - Path and Kerb Renewal 20 21	(588,000)	(387,844)	(575,539)	187,695	(48.4%)	✗	Project works completed. Awaiting practical completion at one site. Expecting project completion end June.
10488 - Path and Kerb Upgrade 20 21	(285,000)	(213,750)	(261,613)	47,863	(22.4%)	✗	Project major construction completed, minor works yet to be completed. Practical completion achieved on a number of sites. Expecting carry forward for Pit adjustments.
10492 - Road Renewals - Delhi St - Eastern Leg	(52,527)	(52,527)	(52,527)	0	(0.0%)	✗	Project complete. Value for money outcome achieved - savings realised, project identified as part of cities reprioritisation.
10494 - Road Renewals - James St Road Seal - William St	(31,898)	(31,898)	(31,898)	(0)	0.0%	✓	Project complete. Value for money outcome achieved - savings realised, project identified as part of cities reprioritisation.
10496 - Road Renewals - Wellington to Arthur	(79,959)	(79,959)	(79,959)	0	(0.0%)	✗	Project complete. Value for money outcome achieved - savings realised, project identified as part of cities reprioritisation.
10497 - Roads - MRRG - Havelock St NB & SB - Wellingto	(86,058)	(63,414)	(81,136)	17,721	(27.9%)	✗	Project complete. Value for money outcome achieved - savings realised, project identified as part of cities reprioritisation.
10498 - Roads - MRRG - Aberdeen St EB & WB - Museum	(73,871)	(71,010)	(71,010)	(0)	0.0%	✓	Project complete. Value for money outcome achieved - savings realised, project identified as part of cities reprioritisation.
10499 - Roads - MRRG - Adelaide Tce EB - Plain to De Vla	(68,319)	(56,202)	(66,164)	9,962	(17.7%)	✗	Project complete. Value for money outcome achieved - savings realised, project identified as part of cities reprioritisation.
10500 - Roads - MRRG - Milligan St NB & SB - Wellington	(81,972)	(76,972)	(78,904)	1,932	(2.5%)	✗	Project completed with minor overspend.
10501 - Roads - MRRG - Mount St EB & WB - St Georges t	(113,871)	(113,871)	(99,662)	(14,209)	12.5%	✓	Project complete. Value for money outcome achieved - savings realised, project identified as part of cities reprioritisation.
10502 - Roads - MRRG - St Georges Tce WB - Victoria to E	(185,121)	(166,899)	(178,095)	11,196	(6.7%)	✗	Project complete. Value for money outcome achieved - savings realised, project identified as part of cities reprioritisation.
10503 - Roads - MRRG - St Georges Tce WB Road Seal - W	(133,688)	(118,275)	(130,965)	12,690	(10.7%)	✗	Project complete. Value for money outcome achieved - savings realised, project identified as part of cities reprioritisation.
10504 - Roads - MRRG - William St NB & SB - St Georges t	(131,598)	(131,598)	(117,752)	(13,845)	10.5%	✓	Project complete. Value for money outcome achieved - savings realised, project identified as part of cities reprioritisation.
10505 - Roads - RTR - Fairway - Clark St to Myers St	(214,334)	(203,558)	(198,471)	(5,087)	2.5%	✓	Project complete. Value for money outcome achieved - savings realised, project identified as part of cities reprioritisation.
10506 - Roads - RTR - Myers St - Broadway to Parkway	(134,515)	(128,893)	(123,813)	(5,080)	3.9%	✓	Project complete. Value for money outcome achieved - savings realised, project identified as part of cities reprioritisation.
10507 - Roe Street Upgrade Fitzgerald to Beaufort St	(6,300,000)	(1,028,461)	(726,657)	(301,803)	29.3%	✓	Repricing of the main contract works has been completed. Associated contract is being prepared for CEO execution. Works are anticipated to commence from 31 May 2021.

Infrastructure and Operations Alliance Variances by Alliance & Service

30 April - 2021

Attachment B

Figures in this view include all Internal Allocations and Internal Recoveries

Detail	Revised Annual Budget	YTD Budget	YTD Actual	YTD Budget Variance $	YTD Budget Variance %	Budget Impact	Comments on Material Variances Identified - by Service
10511 - Stormwater Drainage Renewals 2020 to 21	(705,238)	(705,238)	(736,680)	31,441	(4.5%)	✗	Project complete. Value for money outcome achieved - savings realised, project identified as part of cities reprioritisation.
10512 - Stormwater Drainage Upgrades 2020 to 21	(100,000)	0	(480)	480	0.0%	!	Project is on track, with on-site construction taking place, included into FY 21/22.
10513 - Street Furniture - Drinking Fountain Replacemen	(67,925)	(67,925)	(46,007)	(21,918)	32.3%	✓	Project on track and estimated completion is end of May.
10514 - Street Furniture - Litter Bin Replacements	(270,000)	(225,000)	(234,871)	9,871	(4.4%)	✗	Project on track and estimated completion is end of May.
10516 - Street Lighting - Adelaide Terrace Lighting Upgra	(1,441,858)	(179,556)	(22,267)	(157,289)	87.6%	✓	Contract awarded for Adelaide Tce from Victoria Av to Hill St. From Hill St to Bennett St set for 21/22.
10518 - Street Lighting - LED Upgrades	(250,000)	(187,500)	(10,186)	(177,314)	94.6%	✓	Expected to be completed by end of June.
10519 - Street Lighting - Renewals	(831,000)	(623,250)	(21,650)	(601,600)	96.5%	✓	Expected to be completed by end of June.
10520 - Tram Shelter Rectification Works 20 21	(40,000)	(33,330)	(3,230)	(30,100)	90.3%	✓	Works commenced on site, to be completed mid May.
10522 - Urban Forest Plan - Infill tree planting	0	0	(16,184)	16,184	0.0%	!	
10576 - Parking Meters	(1,563)	(1,563)	(44,228)	42,666	(2,730.6%)	✗	Project Completed. Credit note for Meter buy from supplier has been applied.
11967 - Wellington Square Enhancement	(12,327,162)	(11,447,750)	(11,092,431)	(355,319)	3.1%	✓	Playground works completed. Scheduled end of May for Automated Public Toilet.
12082 - Two Way Hill Street (St Georges Tce - Wittnoom	(211,004)	(46,442)	(26,166)	(20,276)	43.7%	✓	Value for money outcome achieved - savings realised, project identified as part of cities reprioritisation.
12178 - Street Furniture - Bollard Replacement - Hay and	(1,002,134)	(1,002,134)	(844,686)	(157,448)	15.7%	✓	Bollard placement currently in review, has lead to delays in placement of bollard and project completion. Project identified as a potential carryforward.
14008 - Heirisson Island Tree Planting and Irrigation	(18,015)	(18,015)	(18,015)	0	(0.0%)	✗	Value for money outcome achieved - savings realised, project identified as part of cities reprioritisation.
14087 - East End Revitalisation	(12,652,927)	(11,619,508)	(10,597,958)	(1,021,550)	8.8%	✓	Most works complete end of 20/21. Carry forward relates to installation Catenary Lighting in Pier St.
14140 - Body worn cameras	(38,486)	(38,486)	(38,486)	0	0.0%	!	Project completed.
14150 - Christmas Decorations	(1,239,679)	(1,239,679)	(937,747)	(301,932)	24.4%	✓	Project is currently on hold, due to the warehouse currently unavailable for acquisition. Project identified as a potential carryforward.
14164 - Parking equipment	(4,900)	(4,900)	0	(4,900)	100.0%	✓	Project completed.
14181 - Building - Rectification Works - Concert Hall	(226,819)	(196,819)	(153,100)	(43,719)	22.2%	✓	Timing variance. Project deliverables have been agreed. Safety items are identified and nearing completion before asset can be handed over.
14187 - Building - Regal Place Car Park CP41 - Gutter Rep	(80,285)	(80,285)	(13,897)	(66,388)	82.7%	✓	Works commenced on site. Progressing, to be completed End of May.
14188 - Building - Roe Street Car Park CP08 - Repair Crac	(77,038)	(4,350)	(74,351)	70,001	(1,609.2%)	✗	Works completed. Progressing through defects, which will be completed end of May
14189 - Building - Stirling St Offices - Roof Replacement	(7,101)	(7,101)	(7,101)	0	0.0%	!	Project completed.
14403 - Street Lighting - Replacing End of Useful life Light	(32,152)	(11,113)	(11,112)	(1)	0.0%	✓	Project completed
14404 - Street Lighting - Lighting Improving Coverage (LIC	(23,803)	(4,927)	(4,927)	(0)	0.0%	✓	Project completed.
14405 - Street Lighting - East Perth Motion 2 - Design & I	(708,252)	(220,037)	(533,772)	313,735	(142.6%)	✗	Expected to be completed by end of June within full year budget.
14406 - Street Lighting - Renewals - Electrical Network Ri	(306,643)	(6,643)	(9,798)	3,155	(47.5%)	✗	$150K identified as carry forward.
14411 - Roads - Adelaide Tce WB - Riverside Drive to Ben	(16,264)	(16,264)	(16,264)	0	0.0%	!	Project completed.
14412 - Roads - Adelaide Tce WB - Hill to Victoria Avenue	(10,065)	(10,065)	1,025	(11,090)	110.2%	✓	Project completed.
14413 - Roads - MRRG - Newcastle St (WB)-Lord to Stirlin	(13,258)	(13,258)	(5,283)	(7,975)	60.2%	✓	Project completed with savings.
14414 - Roads - MRRG - Hampden Rd (SB)-Monash Ave t	(199,722)	(199,722)	(199,721)	(1)	0.0%	✓	Project completed.
14425 - Drainage - Bennett St - Terrace Rd to Royal St - R	(9,477)	(9,477)	(1,912)	(7,565)	79.8%	✓	Project completed.
23414 - Container Deposit Scheme	(929,750)	(700,000)	(825,378)	125,378	(17.9%)	✗	Savings of $100K identified on the reprioritisation. Project is nearing completion. Reverse vending machine to be installed at the depo. Risk of budget shortfall due to reprioritisation.
23415 - Building - Renewal - Community Facility Renewal	(735,000)	(215,000)	(127,515)	(87,485)	40.7%	✓	$225K identified as carry forward. Tender has been received and to be evaluated. Remaining deliverables to be delivered by June 30.
23418 - Building - Library Boiler	(112,649)	(112,649)	(112,648)	(1)	0.0%	✓	Project completed.
23420 - Mclean Laneway Signage	(35,526)	(35,526)	(36,352)	826	(2.3%)	✗	Project completed.
23426 - Wellington Street Stage 2B	(371,000)	(71,000)	(144,104)	73,104	(103.0%)	✗	Majority of construction work complete. Minor works with some variations to come, to be completed end of May.

City of Perth - Net Current Position

Apr - 2021

Attachment C

Detail	Annual Budget 2020/21	YTD Budget 2020/21	YTD Actual 2020/21	YTD Variance $	YTD Variance %	Budget Review
Current Assets						
Cash & Cash Equivalents - Unrestricted	5,209,783	5,000,000	8,337,739	3,337,739	67%	✓
Cash & Cash Equivalents - Restricted	9,090,824	12,000,000	18,152,281	6,152,281	51%	✓
Investments - Municipal Fund	20,000,000	73,000,000	86,394,028	13,394,028	18%	✓
Investments - Reserves	90,000,000	85,000,000	83,737,104	(1,262,896)	(1%)	✗
Receivables - Rates	2,400,691	5,000,000	3,488,395	(1,511,605)	(30%)	✓
Receivables - Trade & Other Receivables	8,204,618	7,000,000	6,140,538	(859,462)	(12%)	✓
Inventories	903,909	800,000	751,146	(48,854)	(6%)	✓
Deposits & Prepayments	1,152,689	3,350,000	1,922,760	(1,427,240)	(43%)	✓
Prepaid Parking Levy	0	3,000,000	2,931,096	(68,904)	(2%)	
Sub Total	136,962,514	194,150,000	211,855,087	17,705,087	9%	
Current Liabilities						
Trade & Other Payables	(22,516,806)	(20,000,000)	(19,365,210)	634,790	3%	✓
Borrowings	(4,233,037)	(1,102,387)	(1,102,387)	0	0%	!
Lease Liabilities	(261,229)	(226,000)	(534,785)	(308,785)	(137%)	✗
Provisions	0	0	0	0	0%	!
Employee Entitlements	(12,065,755)	(10,500,000)	(10,998,140)	(498,140)	(5%)	✗
Sub Total	(39,076,827)	(31,828,387)	(32,000,522)	(172,135)	1%	
Unadjusted Net Assets	**97,885,687**	**162,321,613**	**179,854,565**	**17,532,952**	**11%**	✓
Less:						
Restricted Cash - Reserves	(99,090,824)	(97,000,000)	(101,889,385)	(4,889,385)	(5%)	✓
Add:						
Current Portion of Borrowings	4,233,037	1,102,387	1,102,387	0	0%	!
Employee Benefit Provisions	0	0	0	0	0%	!
Lease Liabilities	0	226,000	534,785	308,785	137%	✓
Adjusted Net Current Assets	**3,027,900**	**66,650,000**	**79,602,352**	**12,952,352**	**19%**	✓
Net Cash Position						
Cash on Hand - Unrestricted	5,209,783	5,000,000	8,337,739	3,337,739	67%	✓
Money Market Instruments - Unrestricted	20,000,000	73,000,000	86,394,028	13,394,028	18%	✓
Unrestricted Cash	25,209,783	78,000,000	94,731,767	16,731,767		
Cash on Hand - Restricted	9,090,824	12,000,000	18,152,281	6,152,281	51%	✓
Money Market Instruments Restricted	90,000,000	85,000,000	83,737,104	(1,262,896)	(1%)	✗
Restricted Cash	99,090,824	97,000,000	101,889,385	4,889,385		
Net Cash	**124,300,607**	**175,000,000**	**196,621,152**	**21,621,152**	**12%**	✓

City of Perth Investment Report

Cash Investments

Investment Portfolio Based on Credit Rating

Exposure of the investment portfolio is controlled by restricting the overall investments based on their Credit Rating.

Credit Rating		Total Invested	Actual Exposure %	Policy Limit	Compliance
A-1	$	89,601,701	54%	100%	✓
A-2	$	75,599,357	46%	60%	✓
Total	**$**	**165,201,059**	**100%**		

* A-1 also includes A-1+

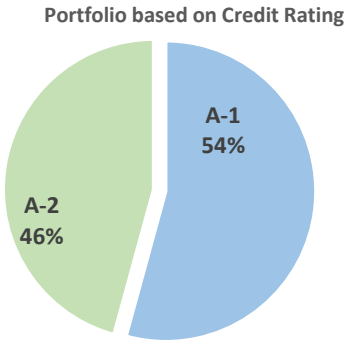

Investment Portfolio Based on Institution

Exposure to an individual Australian deposit taking Institution or government will be restricted by their credit rating so that single entity exposure is limited.

S&P Short Term Credit Rating of A-1 - individual maximum limit 45%
S&P Short Term Credit Rating of A-2 - individual maximum limit 30%

Institution	Total Invested	Actual Exposure %	Policy Limit	Compliance
AMP	5,599,357	3%	30%	✓
CBA	63,601,701	38%	45%	✓
BOQ	50,000,000	30%	30%	✓
ME	20,000,000	12%	30%	✓
Macquarie	0	0%	45%	✓
NAB	26,000,000	16%	45%	✓
Suncorp	-	0%	45%	✓
	165,201,059	**100%**		

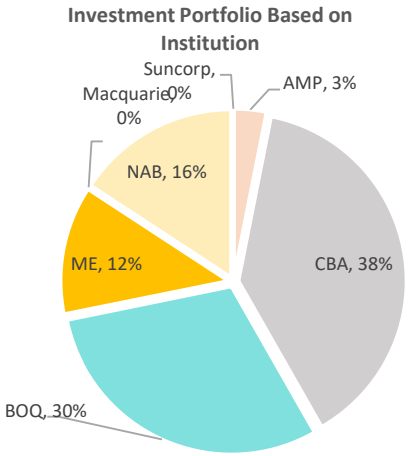

Investment Portfolio Based on Term to Maturity

Term of investment is based on restrictions per Investment policy and cashflow requirements.

Term		Value $
< 3 months	$	67,201,059
4 months	$	15,000,000
5 months	$	7,000,000
6 months	$	16,000,000
7 months	$	7,000,000
8 months	$	5,000,000
9 months	$	16,000,000
10 months	$	-
11 months	$	10,000,000
12 months	$	22,000,000
	$	**165,201,059**

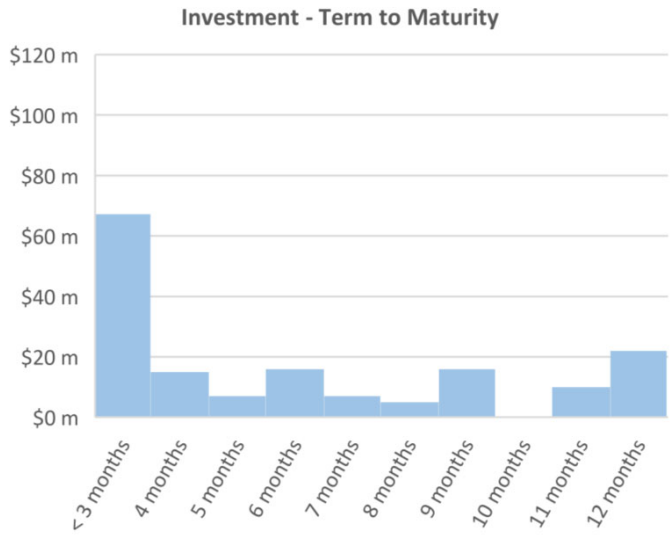

City of Perth Investment Report

Cash Investments

Investment in Managed Funds - (Colonial First State Share Index Fund)

In 2008, the City invested in managed funds via Colonial First State Share Index Fund. Clause 44 (Local Government Act 1995, Transitional provisions, allow Local Governments to continue to hold any existing investments made prior to insertion of regulation 19C under grandfathering arrangements.

	Opening Value 1-Jul-20	Units Held 1-Jul-20	Closing Value 30-Apr-21	Units Held 30-Apr-21	Movement in Value $	
CFS Wsale Index Aust Share	5,479,198	5,132,200	6,496,061	5,176,969	1,016,864	▲
Total	**5,479,198**	**5,132,200**	**6,496,061**	**5,176,969**	**1,016,864**	

Short Term Investments

Funds Held in OnCall Accounts:

Following is a list of investments categorised as Cash and Cash Equivalents due to their short term maturity (being less than 3 months) from date of purchase.

	S & P Credit Rating	Amount Invested $	Interest Rate %	Term (Days)	Maturity Date	Earnings YTD $
Municipal Fund						
AMP Notice		5,599,357	0.80%	OnCall	11am	45,244
	A-2	**5,599,357**				**45,244**
CBA Online Saver		9,864,597	0.20%	OnCall	11am	59,458
	A-1	**9,864,597**				**59,458**
Total - Municipal Fund		**15,463,954**				**104,702**
Reserve Fund						
CBA Online Saver		33,737,105	0.20%	OnCall	11am	95,410
	A-1	**33,737,105**				**95,410**
ME Bank		8,000,000	0.40%	84	15-Jul-21	7,364
	A-2	**8,000,000**				
Total - Reserve Fund		**41,737,105**				**99,092**
Total		**57,201,059**				**203,794**

City of Perth Investment Report

Cash Investments

Longer Term Investments

Term Deposits:

This line reports funds held in Term Deposits with a maturity of greater than 3 months

	S & P Credit Rating	Amount Invested $	Interest Rate %	Term (Days)	Maturity Date	Projected Earnings $
Municipal Fund						
NAB		5,000,000	0.30%	127	29-Jul-21	5,219
		4,000,000	0.30%	118	15-Jul-21	3,879
	A-1	**9,000,000**				**9,099**
Bank of Queensland		5,000,000	0.50%	199	21-Jun-21	13,630
		6,000,000	0.35%	125	22-Jul-21	7,192
		3,000,000	0.35%	92	16-Jun-21	2,647
		7,000,000	0.40%	155	24-Jun-21	11,890
		4,000,000	0.37%	120	20-May-21	4,866
		4,000,000	0.50%	211	16-Jun-21	11,562
	A-2	**29,000,000**				**51,786**
CBA		8,000,000	0.43%	275	16-Dec-21	25,918
CBA		5,000,000	0.43%	266	15-Dec-21	15,668
CBA		7,000,000	0.49%	365	15-Mar-22	34,300
	A-1	**20,000,000**				**75,886**
Total - Municipal Fund		**58,000,000**				**136,771**
Reserve Fund						
Bank of Queensland		3,000,000	0.40%	365	18-Feb-22	12,000
Bank of Queensland		2,000,000	1.10%	336	06-May-21	20,252
Bank of Queensland		7,000,000	0.40%	189	30-Sep-21	14,499
Bank of Queensland		2,000,000	0.70%	273	24-Jun-21	10,471
Bank of Queensland		1,000,000	0.55%	365	05-Nov-21	5,500
Bank of Queensland		6,000,000	0.65%	280	15-Jul-21	29,918
	A-2	**21,000,000**				**92,640**
ME Bank		7,000,000	0.45%	237	15-Dec-21	20,453
ME Bank		5,000,000	0.50%	357	14-Apr-22	24,452
	A-2	**12,000,000**				**44,905**
NAB		3,000,000	0.35%	365	18-Feb-22	10,500
NAB		3,000,000	0.30%	90	14-Jul-21	2,219
NAB		8,000,000	0.55%	365	17-Nov-21	44,000
NAB		3,000,000	0.95%	336	20-May-21	26,236
	A-1	**17,000,000**				**82,955**
Total - Reserve Fund		**50,000,000**				**220,500**
Total Funds Invested > 3 months		**108,000,000**				**357,271**

City of Perth Rates Debtors Report

Apr-21

Attachment E

Rates Collection Profile

Differential Rating Category	Number of Properties	Rates Collectible (inc Arrears)	Amounts Collected	Rates Uncollected	Percentage Collected	Target Attained
Office	2,392	$53,803,999.00	$53,305,309.83	498,689	99.1%	✓
Residential	15,713	$21,101,472.00	$20,219,924.42	881,548	95.8%	✓
Retail	532	$8,472,027.00	$8,331,753.89	140,273	98.3%	✓
Hotel	1,367	$8,250,005.00	$7,476,617.30	773,388	90.6%	✓
Commercial	714	$7,793,404.00	$7,467,087.10	326,317	95.8%	✓
Vacant Land	78	$985,725.00	$913,418.64	72,306	92.7%	✓
Bin Service Only	1	$245.00	$245.00	-	100.0%	✓
Grand Total	**20,797**	**100,406,877**	**97,714,356**	**2,692,521**	**97.3%**	✓

These are the Rates Collections by Differential Property Category after the Due Date for the 3rd Rates Installment has passed

Graph 1:

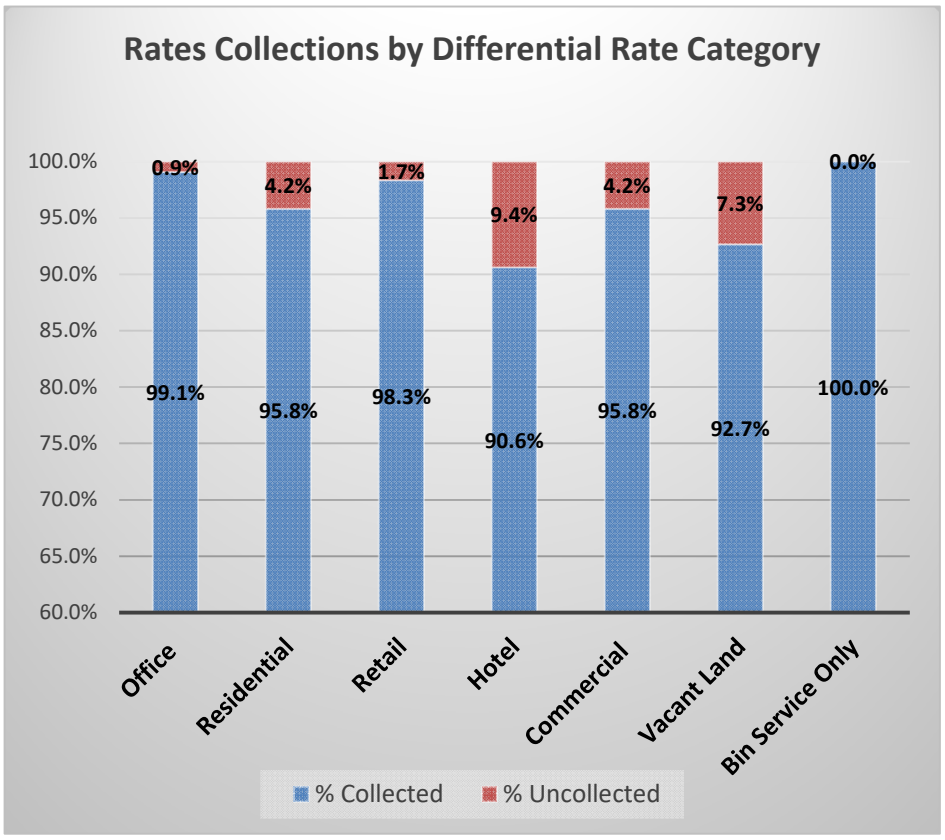

Graph 2:

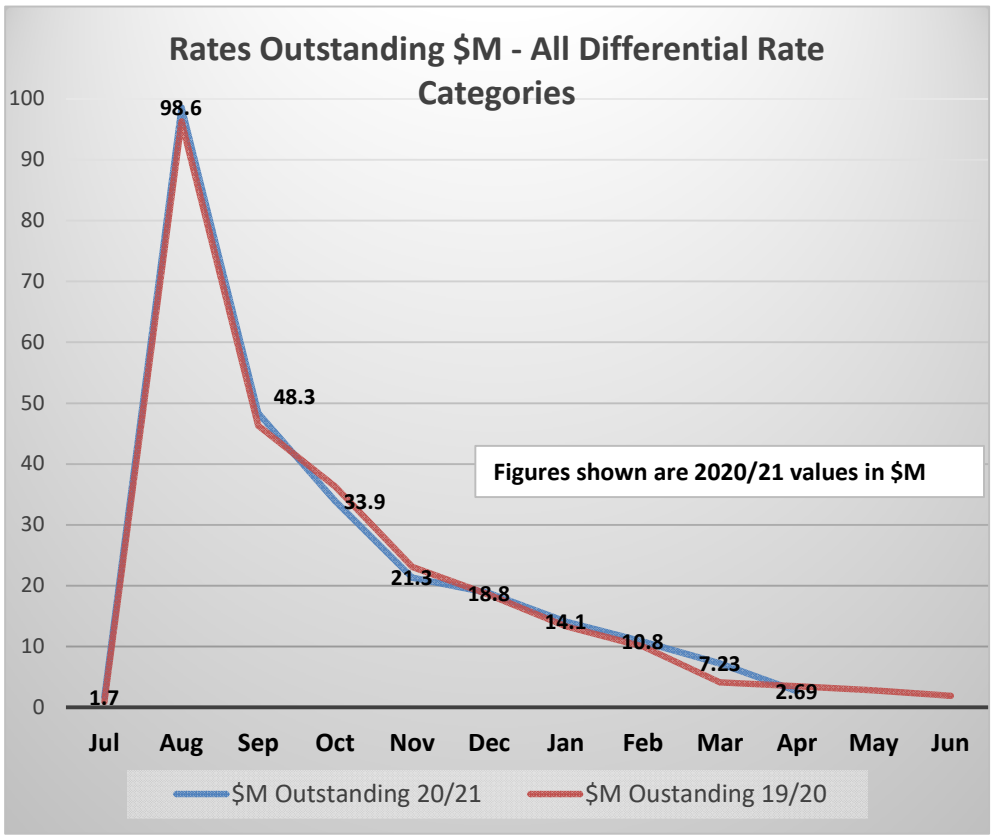

Note: Graph 2 above indicates very consistent collection profiles across both the 2020/21 financial year and 2019/20 year for the Jul - Feb period. March 21 collections do not include the 4th Installment as that is due in April 21 versus March in 19/20.

Rates Instalment Due Date Collections

Installment Date	% Collected - All Categories
1st Installment -	44.0%
2nd Installment -	79.2%
3rd Installment -	86.2%
4th Installment -	97.3%
Rates Collected - 30 June	-

Payment Arrangements

Rates Debt Status	No of Properties
Paid in Full	1023
Payment Arrangement Approved	139
Contact Made - Arrangement Pending	38
Contact Attempted - No Response	0
Awaiting Property Settlement	35
Could be referred for Legal Action	37
	1272

1st Time on Legal Action List	9
2nd Time on Legal Action List	7
Repeated GPC orders served	21
	37

Financial Hardship Applications

Of the 20,796 rateable properties in the City, only 17 ratepayers have completed applications for financial hardship support through the

These represent $166K of rates out of a total rates levied of $98.8M.

Differential Rates Category	No of Properties
Office	3
Residential	8
Retail	2
Hotel	1
Commercial	3
Vacant Land	0
	17

14.2 Schedule of Accounts Paid – April 2021

Responsible Officer	Michael Kent - Project Director - Strategic Finance (CFO)
Voting Requirement	Simple Majority
Attachments	Attachment 14.2A – Schedule of Accounts Paid – April 2021

Purpose

The purpose of this report is to note details of payments made under delegated authority for the month of April 2021.

Recommendation

That Council:

1. RECEIVES the Schedule of Accounts Paid under Delegated Authority 1.2.10, for the period ended 30 April 2021, (Attachment 14.2A).
2. RECORDS in the Ordinary Council Meeting minutes the summary of accounts paid being:

Total Accounts Paid	
Municipal Fund	$14,398,662.15
Trust Fund	$0
Total - All Funds	**$14,398,662.15**

Background

1. In accordance with Regulation 13(2) and 13(3) of the *Local Government (Financial Management) Regulations 1996*, where this power has been delegated, a list of payments for each month is to be compiled and presented to the Council. The Chief Executive Officer is delegated this authority under Delegation 1.2.10
2. This authority has then been subdelegated to the General Manager Corporate Services and Project Director Strategic Finance (CFO).
3. The listing of payments with full disclosure of all required information, is presented as Attachment 14.2A.
4. The listing of payments was made available to the Elected Members via the Council Hub, ahead of the agenda distribution, to provide additional time for review.
5. This summary report then facilitates the acknowledgement of the listing having been received.

Discussion

6. The Schedule of Accounts Paid (Attachment 14.2A) contains the following payments made under Delegated Authority 1.2.10 - Payments from the Municipal & Trust Fund:

Schedule of Accounts Paid - April 2021		
Municipal Fund		
EFT & Cheque Payments	Direct Creditor Payments	10,919,806.65
Sub Total - EFT & Cheques		
Direct Debits	Bank Charges and Merchant Fees	69,868.79
Sub Total - Direct Debits		
Payroll	13/04/2021	1,705,737.82
	27/04/2021	1,688,912.42
Sub Total - Payroll		**3,394,650.24**
Corporate Cards	April 2021	14,336.47
Sub Total - Cards		**14,336.47**
Total per Attachment 14.2A		
Total Payments from Municipal Fund		
New Investments	(Not Rollover Investments)	**15,000,000**
Trust Fund		
Trust EFT & Cheques		0
Total - Trust Funds		**$0**

Stakeholder Engagement

7. As the contents of this report focus on the organisation's recent past financial performance, no external consultation is relevant to the preparation of this report.

Decision Implications

8. In Council's acknowledgement of receiving the Schedule of Accounts Paid will meet its statutory obligation under regulation 13(1) of the *Local Government (Financial Management) Regulations 1996*.

Strategic, Legislative and Policy Implications

Strategic Community Plan	
Aspiration:	Performance
Objective:	5.5 - A financial business model underpinned by a culture of cost management, best value and strategic financial analysis that is subject to ongoing oversight, transparency and accountability.
Issue Specific Strategies and Plans:	Nil.

Legislation, Delegation of Authority and Policy	
Legislation:	Section 6.10 of the *Local Government Act 1995* Regulation 13 (1) of the *Local Government (Financial Management) Regulations 1996* This section of the Act and the related regulation prescribes the requirement to prepare a list of all payments made for each month and to present them to Council. The Schedule of Accounts Paid (the 'list') should contain, for each payment: • Payee Name. • Amount of the Payment. • Date of the Payment. • Sufficient information to identify the transaction.
Authority of Council/CEO	In accordance with Regulation 13(2) and 13(3) of the *Local Government (Financial Management) Regulations 1996*, where this power has been delegated, a list of payments for each month is to be compiled and presented to the Council. Delegated Authority 1.2.10 has been granted to the Chief Executive Officer to make payments from the Municipal and Trust Funds. This authority has then been subdelegated to the General Manager Corporate Services and Project Director Strategic Finance (CFO).
Policy	Nil.

Financial Implications

9. There are no direct financial implications of receiving this report as it reflects a historical accounting of financial transactions that were provided for in the adopted budget (as amended).

Relevant Documents

Nil.

Further Information

Following the Agenda Briefing Session held on 22 June 2021, further information is provided:

10. EFT Number 213702, Windcave is a Parking Transactions Payment Gateway Facility and the payment is a Credit Card Processing fee.

11. EFT Number 213708 is for Collection of Building Levies from 49 building permits, occupancy permit/building approval certificates issued. This payment is to pass on the levy collected to the Department of Mines and Industry Regulation and Safety.

12. EFT Number 213740, ACE Security are contracted for Mobile Security and the Safe City Security Patrols through COVID-19 (which concludes 30 June 2021).

13. EFT Number 214216, Container Refund Point Cash Redemption Machine and Software licensing, installation at Aberdeen Street.

14. EFT Number 214295, Rental Payment for Culture Centre Car Park and State Library Car Park (Note: the City leased these two premises and pays 25% rental to the lessor. The annual rental is based on annual audited net income generated from these two car parks).

15. EFT Number 214142, as per the *Local Government Act 1995*, the *Local Government Amendment (Auditing) Act 2017*, and *Auditor General Act 2006*, the City is required to use the Office of the Auditor General.

16. EFT Number 214392, the prototype is a full-size bus shelter installed on Terrace Road, at the end of Hill Street, adjacent to the City toilets. The prototype is now being refined for rollout across the city. An example is as follows:

City of Perth

Schedule of Accounts Paid - Municipal Fund

For the Period: 01/04/2021-30/04/2021

Payment Date	Document Type	Invoice Number	Payee	Payment Details	Payment Amount
Cheque/EFT FNumber 003306			**O'BRIEN HARROP ACCESS PTY LTD**		**0.00**
16/04/2021	$CANCHQ	003306	O'BRIEN HARROP ACCESS PTY LTD		1,980.00
16/04/2021	$CHEQUE	003306	O'BRIEN HARROP ACCESS PTY LTD		-1,980.00
Cheque/EFT FNumber 003383			**WATER CORPORATION**		**11,684.66**
8/04/2021	$APINVCE	9016512466	WATER CORPORATION	CNTRE 142 JAMES ST NRTHBDGE	973.43
8/04/2021	$APINVCE	9015080745	WATER CORPORATION	RD RESERVE 2 MOUNTS BAY RD CRAWLEY	28.39
8/04/2021	$APINVCE	9014601836	WATER CORPORATION	ROAD VERGE OPP SPRING MOUNTS BAY RD PTH	98.08
8/04/2021	$APINVCE	9012119018	WATER CORPORATION	GARDEN NEWCASTLE ST NRTHBDGE	394.89
8/04/2021	$APINVCE	9011704696	WATER CORPORATION	DRINKING TAP 103 LAKE ST NRTHBDGE	965.29
8/04/2021	$APINVCE	9008856779	WATER CORPORATION	GARDEN 10 VICTOIRA SQ PERTH	77.43
8/04/2021	$APINVCE	9001938982	WATER CORPORATION	GARDEN 376 WELLINGTON ST PERTH	619.44
8/04/2021	$APINVCE	9001938675	WATER CORPORATION	CAR PK 347 WELLINGTON ST PERTH	47.00
8/04/2021	$APINVCE	9001928581	WATER CORPORATION	TOILETS - MOUNTS BAY RD PERTH	96.58
8/04/2021	$APINVCE	9001925815	WATER CORPORATION	CAR PK 104 FRANCIS ST NRTHBDGE	49.58
8/04/2021	$APINVCE	9001919909	WATER CORPORATION	OFFICES 227 NEWCASTLE ST NRTHBDGE	570.67
8/04/2021	$APINVCE	9001918164	WATER CORPORATION	CAR PARK 115 ABERDEEN ST PERTH	112.49
8/04/2021	$APINVCE	9001917284	WATER CORPORATION	RD VERGE R999 TRAFALGAR DR EP	7.74
8/04/2021	$APINVCE	9001917233	WATER CORPORATION	DRINKING TAP R999 TRAFALGAR DR EP	2.58
8/04/2021	$APINVCE	9001917233	WATER CORPORATION	DRINKING TAP R999 TRAFALGAR RD EAST PERT	2.58
8/04/2021	$APINVCE	9001888356	WATER CORPORATION	DRINKING TAP 21 RIVERSIDE DVE EP	92.92
8/04/2021	$APINVCE	9001918164	WATER CORPORATION	CAR PK 115 ABERDEEN ST PERTH	116.15
8/04/2021	$APINVCE	9012445817	WATER CORPORATION	FOUNTAIN-MOUNTS BAY RD CRAWLEY	2.58
8/04/2021	$APINVCE	9012445817	WATER CORPORATION	FOUNTAIN - MOUNTS BAY RD CRAWLEY	2.58
8/04/2021	$APINVCE	9009476954	WATER CORPORATION	RD VERGE MURRAY ST PERTH	7.74
8/04/2021	$APINVCE	9009476954	WATER CORPORATION	ROAD VERGE MURRAY ST PERTH	5.16
8/04/2021	$APINVCE	9009379783	WATER CORPORATION	RD VERGE CNR HAY & HARVEST TCE WEST PTH	80.01
8/04/2021	$APINVCE	9009379783	WATER CORPORATION	RD VERGE CNR HAY ST/HARVEST TCE PERTH	28.39
8/04/2021	$APINVCE	9008754123	WATER CORPORATION	RD VERGE 69 MOUNT ST WEST PERTH	38.72
8/04/2021	$APINVCE	9008754123	WATER CORPORATION	ROAD VERGE 69 MOUNT ST WEST PTH	25.81
8/04/2021	$APINVCE	9008534358	WATER CORPORATION	CAR PARK ROE ST PERTH	1,957.48
8/04/2021	$APINVCE	9001945269	WATER CORPORATION	STORE-18 STIRLING ST PERTH	232.45
8/04/2021	$APINVCE	9001943343	WATER CORPORATION	CP 87-9 PIER ST PERTH	1,022.10
8/04/2021	$APINVCE	9001943343	WATER CORPORATION	CP 87-9 PIER ST PERTH	996.10
8/04/2021	$APINVCE	9001940775	WATER CORPORATION	CP 47 NEWCASTLE ST PERTH	257.30
8/04/2021	$APINVCE	9001938931	WATER CORPORATION	GARDEN 320 WELLINGTON ST PERTH	25.02
8/04/2021	$APINVCE	9001937015	WATER CORPORATION	GARDEN 1 MURRAY ST PERTH	183.25
8/04/2021	$APINVCE	9001937015	WATER CORPORATION	GARDEN 1 MURRAY ST PERTH	41.30
8/04/2021	$APINVCE	9008845631	WATER CORPORATION	Park at L220 Regal Place East Perth	415.54
8/04/2021	$APINVCE	9008754115	WATER CORPORATION	Road verge nr Mount/Cliff Streets	110.98
8/04/2021	$APINVCE	9008754115	WATER CORPORATION	Road verge nr Mount/Cliff Streets	227.13
8/04/2021	$APINVCE	9008754115	WATER CORPORATION	Road verge nr Mount/Cliff Streets	252.80
8/04/2021	$APINVCE	9001935116	WATER CORPORATION	CAR PARK 848 HAY ST PERTH	1,516.98
Cheque/EFT FNumber 003386			**NERY CONTTI NETO**		**60.00**
15/04/2021	$APINVCE	2717689	NERY CONTTI NETO	RFD CANCELLED INFRINGEMENT 100205178	60.00
Cheque/EFT FNumber 003387			**WA RANGERS ASSOCIATION INC**		**50.00**
15/04/2021	$APINVCE	130421	WA RANGERS ASSOCIATION INC	WARA MEMBERSHIP FEE-TYRON KERR	50.00
Cheque/EFT FNumber 003388			**WATER CORPORATION**		**59,638.79**
15/04/2021	$APINVCE	9017137987	WATER CORPORATION	Shop 3/378 Wellington Street Perth	242.22
15/04/2021	$APINVCE	9023118870	WATER CORPORATION	Amenities at Moore Street East Perth	61.94
15/04/2021	$APINVCE	9001917284	WATER CORPORATION	Road Verge R 999 Trafalgar Rd East Perth	2.58
15/04/2021	$APINVCE	9021409682	WATER CORPORATION	Toilets James St Northbridge	47.00
15/04/2021	$APINVCE	9015080745	WATER CORPORATION	Road Verge Opp # 2 Mounts Bay Crawley	36.13
15/04/2021	$APINVCE	9014951828	WATER CORPORATION	Road Verge Cnr Fielder Kensington St E/P	59.36
15/04/2021	$APINVCE	9014951828	WATER CORPORATION	Road Verge Cnr Fielder Kensington St E/P	85.17
15/04/2021	$APINVCE	9015080745	WATER CORPORATION	Road Reserve Opp # 2 Mounts Bay Rd Crawl	38.72
15/04/2021	$APINVCE	9013146659	WATER CORPORATION	Reserve Arden St East Perth	2.58
15/04/2021	$APINVCE	9013146659	WATER CORPORATION	Reserve Arden St East Perth	5.16
15/04/2021	$APINVCE	9012445817	WATER CORPORATION	Fountain Mounts Bay Rd Crawley	7.74
15/04/2021	$APINVCE	9012383599	WATER CORPORATION	Road Verge Cnr Bennt Hay St East Perth	115.30
15/04/2021	$APINVCE	9001934615	WATER CORPORATION	Garden at Hay Street Perth	821.24
15/04/2021	$APINVCE	9001934615	WATER CORPORATION	Garden at Hay Street Perth	1,024.66
15/04/2021	$APINVCE	9001931051	WATER CORPORATION	Offices at 27 St George's Tce Perth	6,268.20
15/04/2021	$APINVCE	9001931051	WATER CORPORATION	Offices at 27 St George's Tce Perth	7,468.77
15/04/2021	$APINVCE	9001938982	WATER CORPORATION	Garden at 376 Wellington Street	585.85
15/04/2021	$APINVCE	9001865445	WATER CORPORATION	Reserve at St George's Tce Perth	392.79
15/04/2021	$APINVCE	9010951353	WATER CORPORATION	Garden at Aberdeen St Northbridge	616.86
15/04/2021	$APINVCE	9010951353	WATER CORPORATION	Garden at Aberdeen St Northbridge	841.41
15/04/2021	$APINVCE	9011704696	WATER CORPORATION	Drinking tap opp 103 Lake St	1,178.49
15/04/2021	$APINVCE	9011704696	WATER CORPORATION	Drinking tap opp 103 Lake St	1,016.60
15/04/2021	$APINVCE	9017985353	WATER CORPORATION	Playground at Adelaide Tce	424.91

City of Perth

Schedule of Accounts Paid - Municipal Fund

For the Period: 01/04/2021-30/04/2021

Payment Date	Document Type	Invoice Number	Payee	Payment Details	Payment Amount
15/04/2021	$APINVCE	9009035163	WATER CORPORATION	Reserve at Royal St East Perth	225.23
15/04/2021	$APINVCE	9009035163	WATER CORPORATION	Reserve at Royal St East Perth	309.72
15/04/2021	$APINVCE	9001888356	WATER CORPORATION	Drinking tap at 21 Riverside Dve Perth	69.69
15/04/2021	$APINVCE	9001912328	WATER CORPORATION	Road verge at R 1 Royal St East Perth	20.65
15/04/2021	$APINVCE	9001912328	WATER CORPORATION	Road verge at R 1 Royal St East Perth	15.49
15/04/2021	$APINVCE	9001907609	WATER CORPORATION	Garden at R Wittenoom St East Perth	5.16
15/04/2021	$APINVCE	9001898060	WATER CORPORATION	Drinking tap at R R Victoria Ave Perth	294.23
15/04/2021	$APINVCE	9001895951	WATER CORPORATION	Centre at 160 Hay St East Perth	210.43
15/04/2021	$APINVCE	9001895935	WATER CORPORATION	Park at Hale Street East Perth	910.94
15/04/2021	$APINVCE	9001888348	WATER CORPORATION	Drinking tap at R12510 Terrace Road	7.74
15/04/2021	$APINVCE	9001888321	WATER CORPORATION	Amenities at R12510 Terrace Road	772.23
15/04/2021	$APINVCE	9001888313	WATER CORPORATION	Drainage Sump at R Terrace Road Perth	28.39
15/04/2021	$APINVCE	9001888292	WATER CORPORATION	Garden at R Causeway East Perth	147.32
15/04/2021	$APINVCE	9001888284	WATER CORPORATION	Amenities at R R Causeway East Perth	28.39
15/04/2021	$APINVCE	9001871976	WATER CORPORATION	Garden at 707 Wellington Street	56.78
15/04/2021	$APINVCE	9001868320	WATER CORPORATION	Car Park at 27 Mayfair Street	340.82
15/04/2021	$APINVCE	9001909030	WATER CORPORATION	Amenities opp 127 Hill Street	1,245.91
15/04/2021	$APINVCE	9008536898	WATER CORPORATION	Toilets at Royal Street East Perth	221.07
15/04/2021	$APINVCE	9010362110	WATER CORPORATION	Road verge at Victoria Ave Perth	25.81
15/04/2021	$APINVCE	9010362110	WATER CORPORATION	Road verge at Victoria Ave Perth	7.74
15/04/2021	$APINVCE	9001928565	WATER CORPORATION	Reserve at 2 Barrack Street Perth	303.31
15/04/2021	$APINVCE	9001928565	WATER CORPORATION	Reserve at 2 Barrack Street Perth	371.66
15/04/2021	$APINVCE	9001931019	WATER CORPORATION	Garden at R1150 St George's Tce	162.00
15/04/2021	$APINVCE	9001931019	WATER CORPORATION	Garden at R1150 St George's Tce	380.98
15/04/2021	$APINVCE	9001922876	WATER CORPORATION	Park at 200 James St Northbridge	2,341.78
15/04/2021	$APINVCE	9001928557	WATER CORPORATION	Garden at R10887 Riverside Dve Perth	854.60
15/04/2021	$APINVCE	9001928557	WATER CORPORATION	Garden at R10887 Riverside Dve Perth	818.24
15/04/2021	$APINVCE	9008518366	WATER CORPORATION	Road verge opp 1297 Hay Street	30.97
15/04/2021	$APINVCE	9015733806	WATER CORPORATION	Road verge opp 76 Newcastle Street	240.03
15/04/2021	$APINVCE	9015733814	WATER CORPORATION	Road verge opp 133 Newcastle Street	77.43
15/04/2021	$APINVCE	9010423059	WATER CORPORATION	Road verge at Aberdeen Street	498.13
15/04/2021	$APINVCE	9015599432	WATER CORPORATION	Reserve at 20 Aberdeen Street	105.82
15/04/2021	$APINVCE	9015599432	WATER CORPORATION	Reserve at 20 Aberdeen Street	69.69
15/04/2021	$APINVCE	9012119018	WATER CORPORATION	Garden at Newcastle St Northbridge	627.18
15/04/2021	$APINVCE	9012119018	WATER CORPORATION	Garden at Newcastle St Northbridge	740.74
15/04/2021	$APINVCE	9012383599	WATER CORPORATION	Road Verge Cnr Bennet Hay St, East Perth	165.18
15/04/2021	$APINVCE	9012293286	WATER CORPORATION	Road Verge Nr Wolf Ln Murray St Perth	26.27
15/04/2021	$APINVCE	9010144025	WATER CORPORATION	Road Verge Goderich St East Perth	2.58
15/04/2021	$APINVCE	9010144025	WATER CORPORATION	Road Verge Goderich St East Perth	7.74
15/04/2021	$APINVCE	9009862994	WATER CORPORATION	Road Verge Hay St East Perth	2.58
15/04/2021	$APINVCE	9016512466	WATER CORPORATION	Centre - 142 James St N/B	1,378.64
15/04/2021	$APINVCE	9014601799	WATER CORPORATION	Road Verge Opp # 58 Mounts Bay Rd	900.77
15/04/2021	$APINVCE	9012270922	WATER CORPORATION	Road Verge Hay St	18.07
15/04/2021	$APINVCE	9011408379	WATER CORPORATION	Drinking Tap Cnr William Aberdeen St N/B	2.58
15/04/2021	$APINVCE	9016512466	WATER CORPORATION	Centre 142 James St Northbridge	1,482.80
15/04/2021	$APINVCE	9021409682	WATER CORPORATION	Toilets James St Northbridge	109.98
15/04/2021	$APINVCE	9021045583	WATER CORPORATION	Road Reserve Telethon Av Perth	296.82
15/04/2021	$APINVCE	9009625665	WATER CORPORATION	Road verge at Forrest Avenue Perth	12.91
15/04/2021	$APINVCE	9009625665	WATER CORPORATION	Road verge at Forrest Avenue Perth	46.46
15/04/2021	$APINVCE	9009590597	WATER CORPORATION	Road verge at Adelaide Tce Perth	144.54
15/04/2021	$APINVCE	9009590597	WATER CORPORATION	Road verge at Adelaide Tce Perth	77.43
15/04/2021	$APINVCE	9009476954	WATER CORPORATION	Road verge at Murray Street Perth	10.32
15/04/2021	$APINVCE	9009393868	WATER CORPORATION	Garden at Wellington Street Perth	441.35
15/04/2021	$APINVCE	9008856779	WATER CORPORATION	Garden at 10 Victoria Square Perth	173.91
15/04/2021	$APINVCE	9008856779	WATER CORPORATION	Garden at 10 Victoria Square Perth	203.90
15/04/2021	$APINVCE	9008856744	WATER CORPORATION	Reserve at Riverside Dve Perth	2.58
15/04/2021	$APINVCE	9008856744	WATER CORPORATION	Reserve at Riverside Dve Perth	5.16
15/04/2021	$APINVCE	9008845658	WATER CORPORATION	Car Park at 81 Royal Street East Perth	871.75
15/04/2021	$APINVCE	9008845658	WATER CORPORATION	Car Park at 81 Royal Street East Perth	947.00
15/04/2021	$APINVCE	9008720812	WATER CORPORATION	Road verge at R 999 Haig Park Circle	2.58
15/04/2021	$APINVCE	9008659898	WATER CORPORATION	Drinking tap at Wittenoom Street	2.58
15/04/2021	$APINVCE	9008659898	WATER CORPORATION	Drinking tap at Wittenoom Street	2.58
15/04/2021	$APINVCE	9008534358	WATER CORPORATION	Car Park at Roe Street Perth	936.34
15/04/2021	$APINVCE	9008534331	WATER CORPORATION	Drinking tap at R 1 Murray Street Perth	2.58
15/04/2021	$APINVCE	9001945269	WATER CORPORATION	Store at 18 Stirling Street Perth	247.77
15/04/2021	$APINVCE	9001943802	WATER CORPORATION	Road verge at R 1 Pier Street Perth	10.32
15/04/2021	$APINVCE	9001943802	WATER CORPORATION	Road verge at R 1 Pier Street Perth	15.49
15/04/2021	$APINVCE	9001940775	WATER CORPORATION	Car Park at 47 Newcastle Street	225.99
15/04/2021	$APINVCE	9001919909	WATER CORPORATION	Offices at 227 Newcastle Street	571.45
15/04/2021	$APINVCE	9001939811	WATER CORPORATION	Car Park at James Street	586.90

City of Perth

Schedule of Accounts Paid - Municipal Fund

For the Period: 01/04/2021-30/04/2021

Payment Date	Document Type	Invoice Number	Payee	Payment Details	Payment Amount
15/04/2021	$APINVCE	9001939811	WATER CORPORATION	Car Park at James Street	277.91
15/04/2021	$APINVCE	9001939010	WATER CORPORATION	Car Park at 376 Wellington Street Perth	3,623.26
15/04/2021	$APINVCE	9001938931	WATER CORPORATION	320 Wellington Street Perth	417.32
15/04/2021	$APINVCE	9001938683	WATER CORPORATION	Office/Shop at 337 Wellington Street	1,131.02
15/04/2021	$APINVCE	9001938675	WATER CORPORATION	Car Park at 347 Wellington Street	47.00
15/04/2021	$APINVCE	9001938480	WATER CORPORATION	Grounds at Forrest Place Perth	3,032.03
15/04/2021	$APINVCE	9001937015	WATER CORPORATION	Garden at R 1 Murray Street Perth	142.07
15/04/2021	$APINVCE	9001935116	WATER CORPORATION	Car Park at 848 Hay Street Perth	1,267.01
15/04/2021	$APINVCE	9001933962	WATER CORPORATION	Car Park at 462 Hay Street Perth	154.46
15/04/2021	$APINVCE	9001933380	WATER CORPORATION	Hall at 601 Hay Street Perth	867.58
15/04/2021	$APINVCE	9001933380	WATER CORPORATION	Hall at 601 Hay Street Perth	771.81
15/04/2021	$APINVCE	9001933233	WATER CORPORATION	Drinking tap at 1 Hay St Perth	23.05
15/04/2021	$APINVCE	9001933233	WATER CORPORATION	Drinking tap at 1 Hay St Perth	160.02
15/04/2021	$APINVCE	9001931158	WATER CORPORATION	Garden at R R St George's Tce Perth	172.34
15/04/2021	$APINVCE	9001931158	WATER CORPORATION	Garden at R R St George's Tce Perth	188.41
15/04/2021	$APINVCE	9001931027	WATER CORPORATION	Garden at R 1150 Barrack Street Perth	50.61
15/04/2021	$APINVCE	9001928581	WATER CORPORATION	Toilets at Mounts Bay Road Perth	96.65
15/04/2021	$APINVCE	9001928581	WATER CORPORATION	Toilets at Mounts Bay Road Perth	90.92
15/04/2021	$APINVCE	9001928549	WATER CORPORATION	Car Park at 165 Terrace Road Perth	254.78
15/04/2021	$APINVCE	9001928549	WATER CORPORATION	Car Park at 165 Terrace Road Perth	265.42
15/04/2021	$APINVCE	9001927722	WATER CORPORATION	Car Park at 68A Roe St Northbridge	636.90
15/04/2021	$APINVCE	9001927722	WATER CORPORATION	Car Park at 68A Roe St Northbridge	844.34
15/04/2021	$APINVCE	9014601836	WATER CORPORATION	Road verge opp Mount/Spring Streets	184.56
15/04/2021	$APINVCE	9014601836	WATER CORPORATION	Road verge opp Mount/Spring Streets	211.64
15/04/2021	$APINVCE	9001927124	WATER CORPORATION	Toilets at 101 Melbourne Street	361.88
15/04/2021	$APINVCE	9001927124	WATER CORPORATION	Toilets at 101 Melbourne Street	373.24
15/04/2021	$APINVCE	9001925815	WATER CORPORATION	Car Park at 104 Francis Street	48.03
15/04/2021	$APINVCE	9001918164	WATER CORPORATION	Car Park at 115 Aberdeen Street	96.07
15/04/2021	$APINVCE	9001917233	WATER CORPORATION	Drinking tap at R 999 Trafalagar Road	2.58
Cheque/EFT FNumber 003397			**TOTO ITALIAN BAKERY**		**97.00**
30/04/2021	$APINVCE	FP1865	TOTO ITALIAN BAKERY	RFD FOOD REGISTRATION-FP/1865	97.00
Cheque/EFT FNumber 003398			**WATER CORPORATION**		**11,936.40**
30/04/2021	$APINVCE	9011261186	WATER CORPORATION	Shop 5/376 Wellington St, Perth	257.01
30/04/2021	$APINVCE	9010759521	WATER CORPORATION	129 James St, Northbridge	1,671.51
30/04/2021	$APINVCE	9009384048	WATER CORPORATION	Shop16/376 Wellington St, Perth	469.99
30/04/2021	$APINVCE	9009384013	WATER CORPORATION	Shop 2/378 Wellington St, Perth	469.99
30/04/2021	$APINVCE	9009383993	WATER CORPORATION	Shop11/376 Wellington St, Perth	563.98
30/04/2021	$APINVCE	9001939192	WATER CORPORATION	Shop 1 & 15/378 Wellington St, Perth	269.82
30/04/2021	$APINVCE	9001939184	WATER CORPORATION	Shop 9/376 Wellington St, Perth	327.87
30/04/2021	$APINVCE	9001939176	WATER CORPORATION	Shop 8-10/376 Wellington St, Perth	333.96
30/04/2021	$APINVCE	9001938990	WATER CORPORATION	Shop 12-14/378 Wellington St, Perth	1,025.01
30/04/2021	$APINVCE	9001938499	WATER CORPORATION	Shop 4 Forrest Place	591.96
30/04/2021	$APINVCE	9001938528	WATER CORPORATION	Car Park 4 Forrest Place	375.99
30/04/2021	$APINVCE	9017985353	WATER CORPORATION	Playground - Adeliade Tce, EP	136.37
30/04/2021	$APINVCE	9002384977	WATER CORPORATION	DEPOT 24 ROBERTS ST, OSBORNE PARK	2,989.33
30/04/2021	$APINVCE	9001497945	WATER CORPORATION	Toilets at Hackett Drive Crawley	359.42
30/04/2021	$APINVCE	9017137995	WATER CORPORATION	Shop 4/378 Wellington St, Perth	252.08
30/04/2021	$APINVCE	9016839696	WATER CORPORATION	Shop 7/376 Weillington St, Perth	261.83
30/04/2021	$APINVCE	9016721671	WATER CORPORATION	Shop 6/376-420 Wellington St, Perth	244.73
30/04/2021	$APINVCE	9011664882	WATER CORPORATION	81 Royal St, East Perth Lot 221	531.03
30/04/2021	$APINVCE	9011664874	WATER CORPORATION	81 Royal St, East Perth	265.63
30/04/2021	$APINVCE	9011664866	WATER CORPORATION	81 Royal St, East Perth	296.16
30/04/2021	$APINVCE	9011664858	WATER CORPORATION	81 Royal St, East Perth	242.73
Cheque/EFT FNumber 213509			**Vivid Publishing Ptd Ltd t/as Artisan Music**		**0.00**
6/04/2021	$CANCHQ	213509	Vivid Publishing Ptd Ltd t/as Artisan Music	Piano assessment	130.00
6/04/2021	$FTP	213509	Vivid Publishing Ptd Ltd t/as Artisan Music	Cancelled Cheque	-130.00
Cheque/EFT FNumber 213664			**MRS THERESA WALLEY**		**250.00**
7/04/2021	$APINVCE	240321	MRS THERESA WALLEY	ABORIGINAL ELDERS GRP MEETING-7/4/21	250.00
Cheque/EFT FNumber 213665			**MARGARET CULBONG**		**250.00**
7/04/2021	$APINVCE	240321	MARGARET CULBONG	ABORIGINAL ELDERS GRP MEETING-7/4/21	250.00
Cheque/EFT FNumber 213666			**BEN TAYLOR**		**250.00**
7/04/2021	$APINVCE	240321	BEN TAYLOR	ABORIGINAL ELDERS GRP MEETING-7/4/21	250.00
Cheque/EFT FNumber 213667			**Irene McNamara**		**250.00**
7/04/2021	$APINVCE	240321	Irene McNamara	ABORIGINAL ELDERS GRP MEETING-7/4/21	250.00
Cheque/EFT FNumber 213668			**FARLEY STEWART GARLETT**		**250.00**
7/04/2021	$APINVCE	240321	FARLEY STEWART GARLETT	ABORIGINAL ELDERS GRP MEETING-7/4/21	250.00
Cheque/EFT FNumber 213669			**MURIEL BOWIE**		**250.00**
7/04/2021	$APINVCE	240321	MURIEL BOWIE	ABORIGINAL ELDERS GRP MEETING-7/4/21	250.00
Cheque/EFT FNumber 213670			**INSTITUTE OF WEIGHT AND LIFE MANAGEMENT**		**598.79**
8/04/2021	$APINVCE	9001938931	INSTITUTE OF WEIGHT AND LIFE MANAGEMENT	WATER 23/11/20-25/1/21	598.79

City of Perth

Schedule of Accounts Paid - Municipal Fund

For the Period: 01/04/2021-30/04/2021

Payment Date	Document Type	Invoice Number	Payee	Payment Details	Payment Amount
Cheque/EFT FNumber 213671			**METROCOUNT**		**4,548.50**
8/04/2021	$APINVCE	INV029479	METROCOUNT	Replacement traffic counter	4,548.50
Cheque/EFT FNumber 213672			**CTI5 PTY LTD**		**20,660.00**
8/04/2021	$APINVCE	01069259	CTI5 PTY LTD	This item is for cti5 attendance for mai	330.00
8/04/2021	$APINVCE	01069246C	CTI5 PTY LTD	Container Deposit Scheme Top Up Fund	20,000.00
8/04/2021	$APINVCE	01069261	CTI5 PTY LTD	Coin Collection Fees for citiplace Rest	330.00
Cheque/EFT FNumber 213673			**CARDILE INTERNATIONAL FIREWORKS**		**2,750.00**
8/04/2021	$APINVCE	00002548	CARDILE INTERNATIONAL FIREWORKS	The City at New Year's Eve- Fireworks Ri	2,750.00
Cheque/EFT FNumber 213674			**BIDFOOD WA PTY LTD**		**2,704.14**
8/04/2021	$APINVCE	I51969914.PER	BIDFOOD WA PTY LTD	Catering supplies for Citiplace Communit	527.16
8/04/2021	$APINVCE	I51903933.PER	BIDFOOD WA PTY LTD	Catering supplies for Citiplace Communit	1,205.32
8/04/2021	$APINVCE	I51944851.PER	BIDFOOD WA PTY LTD	Catering supplies for Citiplace Communit	971.66
Cheque/EFT FNumber 213675			**PARTOUT PTY LTD T/AS STATEWIDE BEARINGS**		**125.64**
8/04/2021	$APINVCE	INV V484094	PARTOUT PTY LTD T/AS STATEWIDE BEARINGS	Ball Joint for Rubbish Truck Air Bag Lev	43.80
8/04/2021	$APINVCE	V484064	PARTOUT PTY LTD T/AS STATEWIDE BEARINGS	Wheel Bearings for WAC Pavement Cleaner	81.84
Cheque/EFT FNumber 213676			**RETECH RUBBER**		**12,633.50**
8/04/2021	$APINVCE	00003223	RETECH RUBBER	Supply of contract works: Removal and in	12,633.50
Cheque/EFT FNumber 213677			**PERTH BRAKE PARTS**		**1,908.00**
8/04/2021	$APINVCE	00085504	PERTH BRAKE PARTS	New Rear Brake Drums, Front Brake Drums	1,908.00
Cheque/EFT FNumber 213678			**ADVANCED TRAFFIC MANAGEMENT**		**3,422.10**
8/04/2021	$APINVCE	00144464	ADVANCED TRAFFIC MANAGEMENT	100 Royal St Traffic Management Stop an	1,427.80
8/04/2021	$APINVCE	00144466	ADVANCED TRAFFIC MANAGEMENT	Traffic Management for remainder of the	1,994.30
Cheque/EFT FNumber 213679			**ADVANCED AUTOLOGIC**		**485.00**
8/04/2021	$APINVCE	00100137	ADVANCED AUTOLOGIC	Bio Clean to Remove Grease From Rubbish	485.00
Cheque/EFT FNumber 213680			**NESPRESSO**		**1,225.40**
8/04/2021	$APINVCE	36811111	NESPRESSO	Supplies for Pod Coffee Machine in Level	250.00
8/04/2021	$APINVCE	37542106	NESPRESSO	Nespresso capsules - Childcare Centre	65.40
8/04/2021	$APINVCE	37481983	NESPRESSO	Coffee Pods for Level 1 28 Boxes/1400 ca	910.00
Cheque/EFT FNumber 213681			**LOCK STOCK AND FARRELL LOCKSMITH PTY LTD**		**973.80**
8/04/2021	$APINVCE	2,044,368	LOCK STOCK AND FARRELL LOCKSMITH PTY LTD	Stores Stock	973.80
Cheque/EFT FNumber 213682			**ROSMECH SALES AND SERVICE PTY LTD**		**3,042.45**
8/04/2021	$APINVCE	108937	ROSMECH SALES AND SERVICE PTY LTD	New Fuel Tank For Road Sweeper	3,042.45
Cheque/EFT FNumber 213683			**PHENOMENON EVENT SERVICES PTY LTD**		**3,014.00**
8/04/2021	$APINVCE	12837	PHENOMENON EVENT SERVICES PTY LTD	Bar hire for redemption outlet 2020	396.00
8/04/2021	$APINVCE	12912	PHENOMENON EVENT SERVICES PTY LTD	Picket fence hire for Lantern wall	2,002.00
8/04/2021	$APINVCE	12820	PHENOMENON EVENT SERVICES PTY LTD	Bar hire for redemption outlet 2020	616.00
Cheque/EFT FNumber 213684			**WESTBOOKS**		**145.44**
8/04/2021	$APINVCE	320151	WESTBOOKS	Assorted children's Library Stock	145.44
Cheque/EFT FNumber 213685			**THYSSENKRUPP ELEVATOR AUSTRALIA PTY LTD**		**1,525.60**
8/04/2021	$APINVCE	8067112937	THYSSENKRUPP ELEVATOR AUSTRALIA PTY LTD	REACTIVE LIFT AND ESCALATOR MAINTENANCE	594.00
8/04/2021	$APINVCE	8067129129	THYSSENKRUPP ELEVATOR AUSTRALIA PTY LTD	REACTIVE LIFT MAINTENANCE 20/21	232.90
8/04/2021	$APINVCE	8067129131	THYSSENKRUPP ELEVATOR AUSTRALIA PTY LTD	REACTIVE LIFT MAINTENANCE 20/21	232.90
8/04/2021	$APINVCE	8067129130	THYSSENKRUPP ELEVATOR AUSTRALIA PTY LTD	REACTIVE LIFT MAINTENANCE 20/21	232.90
8/04/2021	$APINVCE	8067129107	THYSSENKRUPP ELEVATOR AUSTRALIA PTY LTD	REACTIVE LIFT MAINTENANCE 20/21	232.90
Cheque/EFT FNumber 213686			**ENVISIONWARE PTY LTD**		**5,494.57**
8/04/2021	$APINVCE	INV-AU-5173	ENVISIONWARE PTY LTD	Annual Maintenance for PC Res and E-reso	5,494.57
Cheque/EFT FNumber 213687			**GLOBAL AUTOCOAT PTY LTD**		**305.80**
8/04/2021	$APINVCE	SINV401368	GLOBAL AUTOCOAT PTY LTD	Supply of: 1 x 425 hd speed 2 x duxone 2	305.80
Cheque/EFT FNumber 213688			**ALINTA SALES PTY LTD**		**150,917.49**
8/04/2021	$APINVCE	70349551	ALINTA SALES PTY LTD	Electricity - 419 Forrest Place Perth	17,041.96
8/04/2021	$APINVCE	70349549	ALINTA SALES PTY LTD	Electricity - Victoria Avenue Perth	1,196.97
8/04/2021	$APINVCE	70347385	ALINTA SALES PTY LTD	Electricity - Mounts Bay Road Perth	67.86
8/04/2021	$APINVCE	70347202	ALINTA SALES PTY LTD	Electricity - 579 Hay Street Perth	11,870.22
8/04/2021	$APINVCE	70346486	ALINTA SALES PTY LTD	Electricity - 2 Linwood Court	3,315.86
8/04/2021	$APINVCE	70346477	ALINTA SALES PTY LTD	Electricity - Unit Cs Elder Street	8,091.66
8/04/2021	$APINVCE	70347141	ALINTA SALES PTY LTD	Electricity - 5/420 Wellington Street	2,635.40
8/04/2021	$APINVCE	70347066	ALINTA SALES PTY LTD	Electricity - 85 Francis St Northbridge	532.88
8/04/2021	$APINVCE	70347052	ALINTA SALES PTY LTD	Electricity - 81 Royal Street East Perth	1,978.72
8/04/2021	$APINVCE	70347037	ALINTA SALES PTY LTD	Electricity - Unit 16/420 Wellington St	710.41
8/04/2021	$APINVCE	70347032	ALINTA SALES PTY LTD	Electricity - Adelaide Terrace Perth	6,777.78
8/04/2021	$APINVCE	70347018	ALINTA SALES PTY LTD	Electricty - 68A Roe Street Northbridge	5,882.97
8/04/2021	$APINVCE	70346991	ALINTA SALES PTY LTD	Electricity - 8/420 Wellington Street	262.03
8/04/2021	$APINVCE	70346954	ALINTA SALES PTY LTD	Electricity - 11 Plain Street East Perth	1,144.06
8/04/2021	$APINVCE	70346931	ALINTA SALES PTY LTD	Electricity - 27 St George's Tce Perth	33,650.45
8/04/2021	$APINVCE	70346834	ALINTA SALES PTY LTD	Electricity - Jewell Lane East Perth	2,451.03
8/04/2021	$APINVCE	70346754	ALINTA SALES PTY LTD	Electricity - Office 0 Lake Street	2,087.40
8/04/2021	$APINVCE	70346724	ALINTA SALES PTY LTD	Electricity - Pier Street Perth	9,360.94
8/04/2021	$APINVCE	70346681	ALINTA SALES PTY LTD	Electricity - Unit B/1 Mounts Bay Road	13,490.33
8/04/2021	$APINVCE	70346669	ALINTA SALES PTY LTD	Electricity - Unit A Murray Street	9,052.54
8/04/2021	$APINVCE	70346642	ALINTA SALES PTY LTD	Electricity - 27 Mayfair Street	2,488.17

City of Perth

Schedule of Accounts Paid - Municipal Fund

For the Period: 01/04/2021-30/04/2021

Payment Date	Document Type	Invoice Number	Payee	Payment Details	Payment Amount
8/04/2021	$APINVCE	70346608	ALINTA SALES PTY LTD	Electricity - Wellington Street Perth	1,876.87
8/04/2021	$APINVCE	70346597	ALINTA SALES PTY LTD	Electricity - Hay Street Perth	2,916.88
8/04/2021	$APINVCE	70346504	ALINTA SALES PTY LTD	Electricity - Parker St Northbridge	601.74
8/04/2021	$APINVCE	70346494	ALINTA SALES PTY LTD	Electricity - Unit 13/420 Wellington St	10,421.01
8/04/2021	$APINVCE	70346499	ALINTA SALES PTY LTD	Electricity - Barrack Street Perth	1,011.35
Cheque/EFT FNumber 213689			**ECOLO WA**		**250.25**
8/04/2021	$APINVCE	00015822	ECOLO WA	FORREST PLACE LOADING DOCK BIN ROOM ODOU	250.25
Cheque/EFT FNumber 213690			**ENVIROPATH PTY LTD T/ AS SPOT'S ALL SURFACE CLEANING**		**434.50**
8/04/2021	$APINVCE	2919	ENVIROPATH PTY LTD T/ AS SPOT'S ALL SURFACE CLE	Cleaning of Tiles on Entry/Exit Ramps of	434.50
Cheque/EFT FNumber 213691			**ACCESS BRICKPAVING CO**		**66,143.77**
8/04/2021	$APINVCE	29012022	ACCESS BRICKPAVING CO	58 Colin St Crossover Repairs	5,389.34
8/04/2021	$APINVCE	12022038	ACCESS BRICKPAVING CO	Blanket order for Access brick paving as	19,962.25
8/04/2021	$APINVCE	00190325	ACCESS BRICKPAVING CO	Hay St and Thomas St Both sides Stage 4	12,155.00
8/04/2021	$APINVCE	12022041	ACCESS BRICKPAVING CO	Blanket order for Access brick paving as	10,933.89
8/04/2021	$APINVCE	00190326	ACCESS BRICKPAVING CO	Thelma Street Basketball Post Footings a	7,849.49
8/04/2021	$APINVCE	00190327	ACCESS BRICKPAVING CO	Thelma Street - Parking Nib	6,350.30
8/04/2021	$APINVCE	12022046	ACCESS BRICKPAVING CO	139 Stirling St lift and relay 49 Sqm o	3,503.50
Cheque/EFT FNumber 213692			**SONIC HEALTHPLUS PTY LTD**		**1,162.70**
8/04/2021	$APINVCE	2284559	SONIC HEALTHPLUS PTY LTD	Pre-Employment Medical Car Park Officers	404.80
8/04/2021	$APINVCE	2291765	SONIC HEALTHPLUS PTY LTD	Pre Employment Medical - OPS	404.80
8/04/2021	$APINVCE	2285609	SONIC HEALTHPLUS PTY LTD	Pre Employment Medical - OPS	353.10
Cheque/EFT FNumber 213693			**EOS ELECTRICAL**		**6,118.51**
8/04/2021	$APINVCE	00014444	EOS ELECTRICAL	Banner installation and removal costs	559.75
8/04/2021	$APINVCE	00014523	EOS ELECTRICAL	Generic street banner installation	2,353.42
8/04/2021	$APINVCE	00014475	EOS ELECTRICAL	Electrical maintenance of street lights	644.49
8/04/2021	$APINVCE	00014570	EOS ELECTRICAL	Electrical maintenance of street lights	459.95
8/04/2021	$APINVCE	00014567	EOS ELECTRICAL	Electrical maintenance of street lights	338.25
8/04/2021	$APINVCE	00014566	EOS ELECTRICAL	Electrical maintenance of street lights	221.05
8/04/2021	$APINVCE	00014556	EOS ELECTRICAL	Electrical maintenance of street lights	325.60
8/04/2021	$APINVCE	00014515	EOS ELECTRICAL	Electrical maintenance of street lights	440.00
8/04/2021	$APINVCE	00014545	EOS ELECTRICAL	Electrical maintenance of street lights	270.60
8/04/2021	$APINVCE	00014520	EOS ELECTRICAL	Electrical maintenance of street lights	505.40
Cheque/EFT FNumber 213694			**DRAINFLOW SERVICES PTY LTD**		**153,449.52**
8/04/2021	$APINVCE	00006918	DRAINFLOW SERVICES PTY LTD	Cleaning of the Mounts Bay Rd Main line	153,449.52
Cheque/EFT FNumber 213695			**JAMES BENNETT PTY LTD**		**1,118.09**
8/04/2021	$APINVCE	4739726	JAMES BENNETT PTY LTD	Library Stock purchases of assorted Book	242.41
8/04/2021	$APINVCE	4744550	JAMES BENNETT PTY LTD	Library Stock purchases of assorted Book	112.74
8/04/2021	$APINVCE	4744318	JAMES BENNETT PTY LTD	E-Books Per Axis for YPS	44.95
8/04/2021	$APINVCE	PSO426516	JAMES BENNETT PTY LTD	Library Stock purchases of assorted Book	148.45
8/04/2021	$APINVCE	4744551	JAMES BENNETT PTY LTD	Library Stock purchases of assorted Book	118.22
8/04/2021	$APINVCE	PSO426517	JAMES BENNETT PTY LTD	Library Stock purchases of assorted Book	280.13
8/04/2021	$APINVCE	4744552	JAMES BENNETT PTY LTD	Library Stock purchases of assorted Book	171.19
Cheque/EFT FNumber 213696			**GILMOUR & JOOSTE ELECTRICAL**		**10,638.29**
8/04/2021	$APINVCE	12836	GILMOUR & JOOSTE ELECTRICAL	Electrical maintenance for street lighti	434.15
8/04/2021	$APINVCE	INV-12770	GILMOUR & JOOSTE ELECTRICAL	Electrical maintenance for street lighti	694.63
8/04/2021	$APINVCE	INV-12864	GILMOUR & JOOSTE ELECTRICAL	Electrical maintenance for street lighti	203.99
8/04/2021	$APINVCE	INV-12698	GILMOUR & JOOSTE ELECTRICAL	VARIOUS SITES - UNPLANNED ELECTRICAL MAI	110.00
8/04/2021	$APINVCE	INV-12752	GILMOUR & JOOSTE ELECTRICAL	VARIOUS SITES - UNPLANNED ELECTRICAL MAI	876.68
8/04/2021	$APINVCE	INV-12754	GILMOUR & JOOSTE ELECTRICAL	VARIOUS SITES - UNPLANNED ELECTRICAL MAI	745.92
8/04/2021	$APINVCE	INV-12805	GILMOUR & JOOSTE ELECTRICAL	VARIOUS SITES - UNPLANNED ELECTRICAL MAI	55.00
8/04/2021	$APINVCE	INV-12814	GILMOUR & JOOSTE ELECTRICAL	VARIOUS SITES - UNPLANNED ELECTRICAL MAI	3,326.46
8/04/2021	$APINVCE	INV-12866	GILMOUR & JOOSTE ELECTRICAL	VARIOUS SITES - UNPLANNED ELECTRICAL MAI	321.79
8/04/2021	$APINVCE	INV-12892	GILMOUR & JOOSTE ELECTRICAL	VARIOUS SITES - UNPLANNED ELECTRICAL MAI	297.00
8/04/2021	$APINVCE	INV-11060	GILMOUR & JOOSTE ELECTRICAL	VARIOUS SITES - UNPLANNED ELECTRICAL MAI	1,416.80
8/04/2021	$APINVCE	INV-12721	GILMOUR & JOOSTE ELECTRICAL	VARIOUS SITES - UNPLANNED ELECTRICAL MAI	297.00
8/04/2021	$APINVCE	INV-12894	GILMOUR & JOOSTE ELECTRICAL	Electrical maintenance for street lighti	180.81
8/04/2021	$APINVCE	INV-12863	GILMOUR & JOOSTE ELECTRICAL	Electrical maintenance for street lighti	160.33
8/04/2021	$APINVCE	INV-12867	GILMOUR & JOOSTE ELECTRICAL	VARIOUS SITES - UNPLANNED ELECTRICAL MAI	55.00
8/04/2021	$APINVCE	INV-12869	GILMOUR & JOOSTE ELECTRICAL	VARIOUS SITES - UNPLANNED ELECTRICAL MAI	384.18
8/04/2021	$APINVCE	INV-12870	GILMOUR & JOOSTE ELECTRICAL	VARIOUS SITES - UNPLANNED ELECTRICAL MAI	165.00
8/04/2021	$APINVCE	INV-12865	GILMOUR & JOOSTE ELECTRICAL	VARIOUS SITES - UNPLANNED ELECTRICAL MAI	715.00
8/04/2021	$APINVCE	INV-12804	GILMOUR & JOOSTE ELECTRICAL	Electrical maintenance for street lighti	61.05
8/04/2021	$APINVCE	INV-12782	GILMOUR & JOOSTE ELECTRICAL	Electrical maintenance for street lighti	55.00
8/04/2021	$APINVCE	INV-12806	GILMOUR & JOOSTE ELECTRICAL	Call Out to Disconnect and Reconnect Pow	82.50
Cheque/EFT FNumber 213697			**The Trustee for Vic Gastev Family Trust t/as 43 Below Bar & Restaurant**		**5,500.00**
8/04/2021	$APINVCE	07916	The Trustee for Vic Gastev Family Trust t/as 43 Below	Small Business Grant 20/21 43 Below - mi	5,500.00
Cheque/EFT FNumber 213698			**DAIMLER TRUCKS PERTH**		**1,369.54**
8/04/2021	$APINVCE	DTCLD280537	DAIMLER TRUCKS PERTH	Break Treadle Valve for large Mercedes R	826.15
8/04/2021	$APINVCE	6217736D	DAIMLER TRUCKS PERTH	Replacement Lamp Support Cable for L/H I	66.76
8/04/2021	$APINVCE	6217352D	DAIMLER TRUCKS PERTH	Replacement Inner and Outer Drivers Side	476.63

City of Perth

Schedule of Accounts Paid - Municipal Fund

For the Period: 01/04/2021-30/04/2021

Payment Date	Document Type	Invoice Number	Payee	Payment Details	Payment Amount
Cheque/EFT FNumber 213699			**TRUGRADE PTY LTD**		**990.00**
8/04/2021	$APINVCE	00022908	TRUGRADE PTY LTD	Stores Stock	990.00
Cheque/EFT FNumber 213700			**GREENLITE ELECTRICAL CONTRACTORS PTY LTD**		**690.11**
8/04/2021	$APINVCE	00013558	GREENLITE ELECTRICAL CONTRACTORS PTY LTD	Point Fraser Lake Level Probe Repairs	196.33
8/04/2021	$APINVCE	00013557	GREENLITE ELECTRICAL CONTRACTORS PTY LTD	Ozone Reserve Bore - Pressure Transducer	493.78
Cheque/EFT FNumber 213701			**IMAGE SOURCE DIGITAL SOLUTIONS**		**1,811.70**
8/04/2021	$APINVCE	456345	IMAGE SOURCE DIGITAL SOLUTIONS	Reserved parking sign	45.10
8/04/2021	$APINVCE	456331	IMAGE SOURCE DIGITAL SOLUTIONS	Autumn School Holiday Event- On-site Sig	1,766.60
Cheque/EFT FNumber 213702			**WINDCAVE PTY LTD T/AS PAYMENT EXPRESS AUSTRALIA PTY LTD**		**36,325.30**
8/04/2021	$APINVCE	1667693	WINDCAVE PTY LTD T/AS PAYMENT EXPRESS AUSTR/	Card Transaction Fee 2020-21	36,325.30
Cheque/EFT FNumber 213703			**GJK FACILITY SERVICES**		**247.50**
8/04/2021	$APINVCE	398922	GJK FACILITY SERVICES	Car Park Reactive Maintenance for 2020/2	247.50
Cheque/EFT FNumber 213704			**METRIX CONSULTING PTY LTD**		**3,377.00**
8/04/2021	$APINVCE	INV-1318	METRIX CONSULTING PTY LTD	Identifying segment predictors for other	3,377.00
Cheque/EFT FNumber 213705			**ART PRESENTATIONS**		**1,830.00**
8/04/2021	$APINVCE	00033175	ART PRESENTATIONS	Removing Desmond Woodley 20 x works on p	350.00
8/04/2021	$APINVCE	00033163	ART PRESENTATIONS	Framing - Emma Jolley print	1,480.00
Cheque/EFT FNumber 213706			**MAIN ROADS WESTERN AUSTRALIA**		**17,495.34**
8/04/2021	$APINVCE	07042021	MAIN ROADS WESTERN AUSTRALIA	Rfd rehab project 21116342 Milligan St	12,747.90
8/04/2021	$APINVCE	8020053	MAIN ROADS WESTERN AUSTRALIA	PJ14415_Milligan_St_NB_MRWA Line marking	4,747.44
Cheque/EFT FNumber 213707			**INTERNATIONAL TRAINING AND MANAGEMENT PTY LTD**		**440.00**
8/04/2021	$APINVCE	200548	INTERNATIONAL TRAINING AND MANAGEMENT PTY I	Weddings WA Yearly website Listing fees	440.00
Cheque/EFT FNumber 213708			**DEPARTMENT OF MINES INDUSTRY REGULATION AND SAFETY**		**75,415.50**
8/04/2021	$APINVCE	010421	DEPARTMENT OF MINES INDUSTRY REGULATION ANI	DMIRS OPERATING ACCOUNT	75,415.50
Cheque/EFT FNumber 213709			**DATALINE VISUAL LINK PTY LTD**		**3,446.65**
8/04/2021	$APINVCE	53669	DATALINE VISUAL LINK PTY LTD	Unplanned Equipment maintenance for 2020	431.75
8/04/2021	$APINVCE	53668	DATALINE VISUAL LINK PTY LTD	Contract 100385	1,202.65
8/04/2021	$APINVCE	53673	DATALINE VISUAL LINK PTY LTD	Contract 100385	261.25
8/04/2021	$APINVCE	53672	DATALINE VISUAL LINK PTY LTD	Contract 100385	431.75
8/04/2021	$APINVCE	53671	DATALINE VISUAL LINK PTY LTD	Contract 100385	261.25
8/04/2021	$APINVCE	53670	DATALINE VISUAL LINK PTY LTD	Contract 100385	858.00
Cheque/EFT FNumber 213710			**CIVCON CIVIL & PROJECT MANAGEMENT PTY LTD**		**528.00**
8/04/2021	$APINVCE	6632	CIVCON CIVIL & PROJECT MANAGEMENT PTY LTD	Bennett Street Underground service Inves	528.00
Cheque/EFT FNumber 213711			**ELECTRICITY GENERATION AND RETAIL CORPORATION**		**53,143.86**
8/04/2021	$APINVCE	2029155501	ELECTRICITY GENERATION AND RETAIL CORPORATIOI	Electricity - 102 Railway St West Perth	322.15
8/04/2021	$APINVCE	2053195089	ELECTRICITY GENERATION AND RETAIL CORPORATIOI	Streetlight charges 25/2/21-24/3/21	38,892.78
8/04/2021	$APINVCE	2021204166	ELECTRICITY GENERATION AND RETAIL CORPORATIOI	Electricity - UMS Assets 28/2-27/3	13,928.93
Cheque/EFT FNumber 213712			**PACK AND SEND EAST PERTH**		**150.00**
8/04/2021	$APINVCE	AU-EPTH044590BB	PACK AND SEND EAST PERTH	East End Revitalization moving stock fro	150.00
Cheque/EFT FNumber 213713			**JAPAN FESTIVAL ASSOCIATION IN PERTH INC**		**7,500.00**
8/04/2021	$APINVCE	160321A	JAPAN FESTIVAL ASSOCIATION IN PERTH INC	Event Sponsorship - Perth Japan Festival	7,500.00
Cheque/EFT FNumber 213714			**BLACKWOODS ATKINS**		**2,271.24**
8/04/2021	$APCREDT	356501	BLACKWOODS ATKINS	Invoice PE4990ZK	-12.10
8/04/2021	$APINVCE	PE4990ZK	BLACKWOODS ATKINS	Stores Stock	133.38
8/04/2021	$APINVCE	PE0535ZJ	BLACKWOODS ATKINS	01101819 Cutter Tube Q/A Ridgid 152 6-6	129.60
8/04/2021	$APINVCE	PE0619ZL	BLACKWOODS ATKINS	Stores Stock	1,968.16
8/04/2021	$APINVCE	PE893ZJ	BLACKWOODS ATKINS	Stores Stock	52.20
Cheque/EFT FNumber 213715			**LOCAL GOVERNMENT PROFESSIONALS AUSTRALIA WA**		**11,880.00**
8/04/2021	$APINVCE	29593	LOCAL GOVERNMENT PROFESSIONALS AUSTRALIA W	Four Induction to LG courses 2021 CM Re	11,880.00
Cheque/EFT FNumber 213716			**MICHAEL BLAKE T/AS MICHAEL BLAKE MUSIC**		**250.00**
8/04/2021	$APINVCE	170321	MICHAEL BLAKE T/AS MICHAEL BLAKE MUSIC	Outback Paddy Show for St Patrick's Day.	250.00
Cheque/EFT FNumber 213717			**PROFESSIONAL DEVELOPMENT TRAINING PTY LTD**		**9,927.50**
8/04/2021	$APINVCE	INVAU155967	PROFESSIONAL DEVELOPMENT TRAINING PTY LTD	Mental resilience training for Parking s	9,927.50
Cheque/EFT FNumber 213718			**DE VINE CELLARS**		**1,972.00**
8/04/2021	$APINVCE	473389-3	DE VINE CELLARS	De Vine cellar Catering Beverage supplie	1,972.00
Cheque/EFT FNumber 213719			**OLEOLOGY**		**9,925.58**
8/04/2021	$APINVCE	00016953	OLEOLOGY	Contractor to Check Pump and Blockage fo	806.58
8/04/2021	$APINVCE	00016962	OLEOLOGY	Water Treatment System need all Filter R	9,119.00
Cheque/EFT FNumber 213720			**BUDDHA'S LIGHT INTERNATIONAL ASSOC OF WA INCORPORATED**		**20,000.00**
8/04/2021	$APINVCE	060421	BUDDHA'S LIGHT INTERNATIONAL ASSOC OF WA INC	Event Sponsorship - Buddhas Bday and Mul	20,000.00
Cheque/EFT FNumber 213721			**MULTI FIX WA**		**69.91**
8/04/2021	$APINVCE	S781578	MULTI FIX WA	Supply of: 50 x dome nuts m12 - 316g 100	69.91
Cheque/EFT FNumber 213722			**ABCO PRODUCTS PTY LTD**		**320.23**
8/04/2021	$APINVCE	681669	ABCO PRODUCTS PTY LTD	Toilet paper for Elizabeth Quay toilets	320.23
Cheque/EFT FNumber 213723			**THE TRUSTEE FOR THE PROPERTY AUSTRALIA MANAGEMENT TRUST**		**156.29**
8/04/2021	$APINVCE	384	THE TRUSTEE FOR THE PROPERTY AUSTRALIA MANA	565 Hay Street (Library) - 2020/2021	156.29
Cheque/EFT FNumber 213724			**IBC DIGITAL**		**1,834.26**
8/04/2021	$APINVCE	15509	IBC DIGITAL	CPP website service hours	1,834.26
Cheque/EFT FNumber 213725			**BROWNES FOODS OPERATIONS PTY LTD**		**98.56**
8/04/2021	$APINVCE	15893114	BROWNES FOODS OPERATIONS PTY LTD	Depot Weekly Milk Delivery 1 July 2020 -	98.56

City of Perth

Schedule of Accounts Paid - Municipal Fund

For the Period: 01/04/2021-30/04/2021

Payment Date	Document Type	Invoice Number	Payee	Payment Details	Payment Amount
Cheque/EFT FNumber 213726			**Munvost Pty Ltd t/as Trainwest**		**1,250.00**
8/04/2021	$APINVCE	25995	Munvost Pty Ltd t/as Trainwest	TAE Cluster 1 May 2021 - DOWNING, Leonie	1,250.00
Cheque/EFT FNumber 213727			**ICONIC PROPERTY SERVICES**		**127,443.71**
8/04/2021	$APINVCE	PSI013080	ICONIC PROPERTY SERVICES	COUNCIL HOUSE - ADDITIONAL CLEANER	6,091.51
8/04/2021	$APINVCE	PSI013471	ICONIC PROPERTY SERVICES	COUNCIL HOUSE - ADDITIONAL CLEANER	6,091.51
8/04/2021	$APINVCE	PSI013711	ICONIC PROPERTY SERVICES	CLEANING AND LOCK UP SERVICES VARIOUS PR	28,730.16
8/04/2021	$APINVCE	PSI013714	ICONIC PROPERTY SERVICES	CLEANING AND LOCK UP SERVICES VARIOUS PR	11,362.66
8/04/2021	$APINVCE	PSI013715	ICONIC PROPERTY SERVICES	CLEANING AND LOCK UP SERVICES VARIOUS PR	21,387.55
8/04/2021	$APINVCE	PSI013717	ICONIC PROPERTY SERVICES	CLEANING AND LOCK UP SERVICES VARIOUS PR	15,509.84
8/04/2021	$APINVCE	PSI013716	ICONIC PROPERTY SERVICES	CLEANING AND LOCK UP SERVICES VARIOUS PR	36,305.31
8/04/2021	$APINVCE	PSI013890	ICONIC PROPERTY SERVICES	BATHROOM CONSUMABLES VARIOUS SITES	1,965.17
Cheque/EFT FNumber 213728			**A E HOSKINS & SONS**		**1,515.06**
8/04/2021	$APINVCE	446723	A E HOSKINS & SONS	Supply and install new deep cabinet with	1,515.06
Cheque/EFT FNumber 213729			**CSE CROSSCOM PTY LTD**		**4,757.50**
8/04/2021	$APINVCE	431485	CSE CROSSCOM PTY LTD	Ranger two way air time 20-21	632.50
8/04/2021	$APINVCE	431484	CSE CROSSCOM PTY LTD	Annual Radio Hire Charge For both EH and	110.00
8/04/2021	$APINVCE	431487	CSE CROSSCOM PTY LTD	Ranger two way air time 20-21	220.00
8/04/2021	$APINVCE	431481	CSE CROSSCOM PTY LTD	Surveillance Two Way Air Time 20-21	962.50
8/04/2021	$APINVCE	431483	CSE CROSSCOM PTY LTD	CSE Crosscom Two Way Radio Fees - CPP Op	577.50
8/04/2021	$APINVCE	431482	CSE CROSSCOM PTY LTD	Provision of Two-Way Radios - WAC Day an	1,787.50
8/04/2021	$APINVCE	431486	CSE CROSSCOM PTY LTD	Crosscom - 3 x Radio Rentals - iCity Kio	82.50
8/04/2021	$APINVCE	431488	CSE CROSSCOM PTY LTD	Fire Wardens and PPM Radio units ongoing	385.00
Cheque/EFT FNumber 213730			**WORKPOWER INC**		**272.00**
8/04/2021	$APINVCE	CF14657	WORKPOWER INC	Catering for Access and Inclusion Adviso	272.00
Cheque/EFT FNumber 213731			**THE BRAND AGENCY**		**21,306.65**
8/04/2021	$APINVCE	247503	THE BRAND AGENCY	Events User Experience Development	21,306.65
Cheque/EFT FNumber 213732			**FLEETCARE PTY LTD**		**14,373.11**
8/04/2021	$APINVCE	670522	FLEETCARE PTY LTD	Novated Lease Purchase Order 2020/21	14,373.11
Cheque/EFT FNumber 213733			**GARWOOD INTERNATIONAL PTY LTD**		**139.70**
8/04/2021	$APINVCE	00009084	GARWOOD INTERNATIONAL PTY LTD	Replacement Eject Switch for Compactor o	139.70
Cheque/EFT FNumber 213734			**THE TRUSTEE FOR EAGLE ROCK LOBSTER TRUST T/AS BADLANDS BAR**		**5,500.00**
8/04/2021	$APINVCE	INV-1391	THE TRUSTEE FOR EAGLE ROCK LOBSTER TRUST T/AS	Arts & Culture QRG - Brewed in WA by Bad	5,500.00
Cheque/EFT FNumber 213735			**SONTEC INTEGRATED SYSTEMS**		**10,521.50**
8/04/2021	$APINVCE	17596	SONTEC INTEGRATED SYSTEMS	VARIOUS SITES - PLANNED MAINTENANCE - 20	10,521.50
Cheque/EFT FNumber 213736			**ALLMAKES PTY LTD T/AS BRANDWORX AUSTRALIA**		**400.98**
8/04/2021	$APINVCE	734452	ALLMAKES PTY LTD T/AS BRANDWORX AUSTRALIA	Uniform shirts for Volunteers and Amit(C	400.98
Cheque/EFT FNumber 213737			**PERTH TEMPORARY FENCING**		**3,355.00**
8/04/2021	$APINVCE	00001290	PERTH TEMPORARY FENCING	Barrier fencing for Ore Obelisk	330.00
8/04/2021	$APINVCE	00001278	PERTH TEMPORARY FENCING	Temp Fencing Extinction Rebellion protes	3,025.00
Cheque/EFT FNumber 213738			**NETSTAR AUSTRALIA PL T/AS PINPOINT COMMUNICATIONS PTY LTD**		**660.00**
8/04/2021	$APINVCE	112131	NETSTAR AUSTRALIA PL T/AS PINPOINT COMMUNICA	Transfer in vehicle monitoring system fr	264.00
8/04/2021	$APINVCE	112130	NETSTAR AUSTRALIA PL T/AS PINPOINT COMMUNICA	Transfer in vehicle monitoring system fr	264.00
8/04/2021	$APINVCE	112129	NETSTAR AUSTRALIA PL T/AS PINPOINT COMMUNICA	Transfer in vehicle monitoring system fr	132.00
Cheque/EFT FNumber 213739			**WINC AUSTRALIA PTY PTD**		**1,976.46**
8/04/2021	$APINVCE	9034707209	WINC AUSTRALIA PTY PTD	L4 Stationery & kitchen consumables	98.71
8/04/2021	$APINVCE	9035380318	WINC AUSTRALIA PTY PTD	Stationery and paper supplies for level	71.17
8/04/2021	$APINVCE	9035267366	WINC AUSTRALIA PTY PTD	Level 6 Kitchen Supplies	162.34
8/04/2021	$APINVCE	9035361638	WINC AUSTRALIA PTY PTD	Level 6 Kitchen Supplies	100.83
8/04/2021	$APINVCE	9034642194	WINC AUSTRALIA PTY PTD	Stationary for Citiplace Child Care Cent	46.60
8/04/2021	$APINVCE	9035044701	WINC AUSTRALIA PTY PTD	Kitchen, Catering, Stationery & Cleaning	37.49
8/04/2021	$APCREDT	9034507430	WINC AUSTRALIA PTY PTD	Invoice 9034482894	-121.92
8/04/2021	$APCREDT	9035468372	WINC AUSTRALIA PTY PTD	Invoice 9035444821	-45.95
8/04/2021	$APINVCE	9035256415	WINC AUSTRALIA PTY PTD	20/21 Stationery and Office Supplies - G	153.06
8/04/2021	$APINVCE	9035547068	WINC AUSTRALIA PTY PTD	Depot Catering, Cleaning & Stationery Su	460.08
8/04/2021	$APINVCE	9035547002	WINC AUSTRALIA PTY PTD	Catering Supplies and Beverages for Comm	114.41
8/04/2021	$APINVCE	9035537461	WINC AUSTRALIA PTY PTD	Stationery supplies, Non GST food suppli	331.32
8/04/2021	$APINVCE	9035536104	WINC AUSTRALIA PTY PTD	Stationary for Citiplace Child Care Cent	57.33
8/04/2021	$APINVCE	9035525062	WINC AUSTRALIA PTY PTD	Stationery supplies, Non GST food suppli	50.69
8/04/2021	$APINVCE	9035482767	WINC AUSTRALIA PTY PTD	20/21 Stationery and Office Supplies - G	20.94
8/04/2021	$APINVCE	9035508103	WINC AUSTRALIA PTY PTD	20/21 Stationery and Office Supplies - G	270.45
8/04/2021	$APINVCE	9035508657	WINC AUSTRALIA PTY PTD	Stationery supplies, Non GST food suppli	168.91
Cheque/EFT FNumber 213740			**ACE SECURITY AND EVENTS SERVICES**		**196,279.54**
8/04/2021	$APINVCE	00007129	ACE SECURITY AND EVENTS SERVICES	New Ace Security PO for RFT 00026 Supply	193,036.53
8/04/2021	$APINVCE	00007130	ACE SECURITY AND EVENTS SERVICES	New Ace Security PO for RFT 00026 Supply	3,243.01
Cheque/EFT FNumber 213741			**BARONESS HOLDINGS PTY LTD T/AS TREE PLANTING AND WATERING**		**24,869.80**
8/04/2021	$APINVCE	INV-0954	BARONESS HOLDINGS PTY LTD T/AS TREE PLANTING /	Street Tree Watering	24,869.80
Cheque/EFT FNumber 213742			**ESSENTIAL FIRE SERVICES PTY LTD**		**15,429.33**
8/04/2021	$APINVCE	76243SM	ESSENTIAL FIRE SERVICES PTY LTD	FIGURES ARE AN ESTIMATE ONLY, BASED ON A	610.50
8/04/2021	$APINVCE	74284SM	ESSENTIAL FIRE SERVICES PTY LTD	FIGURES ARE AN ESTIMATE ONLY, BASED ON A	3,279.21
8/04/2021	$APINVCE	76310SM	ESSENTIAL FIRE SERVICES PTY LTD	FIGURES ARE AN ESTIMATE ONLY, BASED ON A	332.75

City of Perth

Schedule of Accounts Paid - Municipal Fund

For the Period: 01/04/2021-30/04/2021

Payment Date	Document Type	Invoice Number	Payee	Payment Details	Payment Amount
8/04/2021	$APINVCE	76876SM	ESSENTIAL FIRE SERVICES PTY LTD	FIRE SERVICES PLANNED MAINTENANCE 20/21	7,907.16
8/04/2021	$APINVCE	76607SM	ESSENTIAL FIRE SERVICES PTY LTD	FIGURES ARE AN ESTIMATE ONLY, BASED ON A	1,161.60
8/04/2021	$APINVCE	71602SM	ESSENTIAL FIRE SERVICES PTY LTD	FIGURES ARE AN ESTIMATE ONLY, BASED ON A	1,064.14
8/04/2021	$APINVCE	76605SM	ESSENTIAL FIRE SERVICES PTY LTD	FIGURES ARE AN ESTIMATE ONLY, BASED ON A	862.22
8/04/2021	$APINVCE	76239SM	ESSENTIAL FIRE SERVICES PTY LTD	FIGURES ARE AN ESTIMATE ONLY, BASED ON A	211.75
Cheque/EFT FNumber 213743			**TALENT INTERNATIONAL PTY LTD(WA)**		**5,550.07**
8/04/2021	$APINVCE	784369	TALENT INTERNATIONAL PTY LTD(WA)	Natalie Laffin - Relief Applicatio Off	1,891.31
8/04/2021	$APINVCE	784367	TALENT INTERNATIONAL PTY LTD(WA)	6 Week Recruitment Admin Agency - Talent	1,578.19
8/04/2021	$APINVCE	799695	TALENT INTERNATIONAL PTY LTD(WA)	Recruitment Admin Agency - Talent - Nata	2,080.57
Cheque/EFT FNumber 213744			**Freedom Fairies Pty Ltd**		**1,215.50**
8/04/2021	$APINVCE	INV-1729	Freedom Fairies Pty Ltd	Autumn School Holidays Event- Easter Bun	1,215.50
Cheque/EFT FNumber 213745			**European Hotel Management Pty Ltd t/as European Hotel**		**300.00**
8/04/2021	$APINVCE	INV-40000083	European Hotel Management Pty Ltd t/as European H	Pier Street pre-construction update stak	300.00
Cheque/EFT FNumber 213746			**STONE SUPPLIES WA PTY LTD T/AS CREATION LANDSCAPE SUPPLIES**		**116.10**
8/04/2021	$APINVCE	217845	STONE SUPPLIES WA PTY LTD T/AS CREATION LANDSC	1 Scoop of 7-16mm Rainbow Stone	116.10
Cheque/EFT FNumber 213747			**ARI (AUST) PTY LTD T/AS THE WORKERS SHOP**		**165.00**
8/04/2021	$APINVCE	TWS-31079	ARI (AUST) PTY LTD T/AS THE WORKERS SHOP	Steel Blue Argyle boots for Jacob Clemen	165.00
Cheque/EFT FNumber 213748			**BATTERIES PLUS**		**1,095.60**
8/04/2021	$APINVCE	650390	BATTERIES PLUS	New Battery for Mercedes RT - WAC	1,095.60
Cheque/EFT FNumber 213749			**SENSEI PRODUCTIVITY PTY LTD T/AS SENSEI PROJECT SOLUTIONS**		**40,260.00**
8/04/2021	$APINVCE	4155	SENSEI PRODUCTIVITY PTY LTD T/AS SENSEI PROJECT	Project Portfolio Management System	1,760.00
8/04/2021	$APINVCE	4129	SENSEI PRODUCTIVITY PTY LTD T/AS SENSEI PROJECT	Empower PPM Annual Subscription 10-4-21	38,500.00
Cheque/EFT FNumber 213750			**LENARA NOMINEES PTY LTD T/AS PERTH NEWS DELIVERY**		**68.20**
8/04/2021	$APINVCE	30704	LENARA NOMINEES PTY LTD T/AS PERTH NEWS DELIV	Newspapers - Level 2	68.20
Cheque/EFT FNumber 213751			**CDM AUSTRALIA PTY LTD**		**6,969.60**
8/04/2021	$APINVCE	P76730	CDM AUSTRALIA PTY LTD	REPLACEMENT GRAPHIC LAPTOP FOR MARKETING	6,969.60
Cheque/EFT FNumber 213752			**SPECIALIZED CLEANING GROUP PTY LTD**		**13,210.10**
8/04/2021	$APINVCE	INV-8601	SPECIALIZED CLEANING GROUP PTY LTD	Planned Car Park Sweeping for November 2	13,210.10
Cheque/EFT FNumber 213753			**TSTEE GREEN F/TRUST & TSTEE HOOD F/TRUST T/A OFFICE MILK SUP**		**392.70**
8/04/2021	$APINVCE	143040	TSTEE GREEN F/TRUST & TSTEE HOOD F/TRUST T/A O	Milk Supplies Level 6 Kitchen	142.56
8/04/2021	$APINVCE	143982	TSTEE GREEN F/TRUST & TSTEE HOOD F/TRUST T/A O	Milk Supplies Level 6 Kitchen	105.16
8/04/2021	$APINVCE	146588	TSTEE GREEN F/TRUST & TSTEE HOOD F/TRUST T/A O	Milk Supplies Level 6 Kitchen	144.98
Cheque/EFT FNumber 213754			**NEVERFAIL SPRINGWATER LIMITED**		**63.36**
8/04/2021	$APINVCE	343774	NEVERFAIL SPRINGWATER LIMITED	Drinking water for Parks crib rooms	63.36
Cheque/EFT FNumber 213755			**DULUXGROUP(AUSTRALIA)PTY LTD T/AS DULUX AUSTRALIA**		**457.15**
8/04/2021	$APINVCE	WC0-40328980	DULUXGROUP(AUSTRALIA)PTY LTD T/AS DULUX AUST	Stores Stock	251.82
8/04/2021	$APINVCE	WC04-0328914	DULUXGROUP(AUSTRALIA)PTY LTD T/AS DULUX AUST	Paint and Hardware Supplies for Use in G	166.66
8/04/2021	$APINVCE	WC04-0328964	DULUXGROUP(AUSTRALIA)PTY LTD T/AS DULUX AUST	Paint and Hardware Supplies for Use in G	38.67
Cheque/EFT FNumber 213756			**CMAK Technologies Pty Ltd t.as CMAKTECH**		**2,156.00**
8/04/2021	$APINVCE	1548	CMAK Technologies Pty Ltd t.as CMAKTECH	Consultancy Services for Genetec CCTV Se	2,156.00
Cheque/EFT FNumber 213757			**SARAH LEANNE MARAFIOTI T/AS Function Rooms Perth**		**550.00**
8/04/2021	$APINVCE	2926	SARAH LEANNE MARAFIOTI T/AS Function Rooms Per	Function Rooms Perth - Yearly advertisin	550.00
Cheque/EFT FNumber 213758			**J.H. FLUID TRANSFER SOLUTIONS PTY LTD T/AS PIRTEK MALAGA**		**2,042.64**
8/04/2021	$APINVCE	ML-T00039816	J.H. FLUID TRANSFER SOLUTIONS PTY LTD T/AS PIRTE	Replace Blown HYD Hose for Rubbish Truck	512.61
8/04/2021	$APINVCE	ML-T00039815	J.H. FLUID TRANSFER SOLUTIONS PTY LTD T/AS PIRTE	Replace Blown HYD Hose for Rubbish Truck	177.62
8/04/2021	$APINVCE	ML-T00039774	J.H. FLUID TRANSFER SOLUTIONS PTY LTD T/AS PIRTE	Call To Replace Blown Hydraulic Hoses +	103.40
8/04/2021	$APINVCE	ML-T00039725	J.H. FLUID TRANSFER SOLUTIONS PTY LTD T/AS PIRTE	Call To Replace Blown Hydraulic Hoses +	196.58
8/04/2021	$APINVCE	ML-T00039724	J.H. FLUID TRANSFER SOLUTIONS PTY LTD T/AS PIRTE	Call To Replace Blown Hydraulic Hoses +	389.28
8/04/2021	$APINVCE	ML-T00039651	J.H. FLUID TRANSFER SOLUTIONS PTY LTD T/AS PIRTE	Replacement of Hydraulic Hoses + Assorte	468.16
8/04/2021	$APINVCE	ML-T00039605	J.H. FLUID TRANSFER SOLUTIONS PTY LTD T/AS PIRTE	Contractor to Replace Blown Hydraulic Ho	194.99
Cheque/EFT FNumber 213759			**PERTH INTERNATIONAL ARTS FESTIVAL LTD T/AS PERTH FESTIVAL**		**70,125.00**
8/04/2021	$APINVCE	00003282	PERTH INTERNATIONAL ARTS FESTIVAL LTD T/AS PER	Major events and festivals grant - Perth	70,125.00
Cheque/EFT FNumber 213760			**THE GRIFFITH FAMILY TRUST T/AS SUPERSTOCK SERVICES SUPERSTOCK FOOD SERVICES**		**129.93**
8/04/2021	$APINVCE	40447606	THE GRIFFITH FAMILY TRUST T/AS SUPERSTOCK SERV	Fruit juice and dairy products for the C	50.40
8/04/2021	$APINVCE	40447605	THE GRIFFITH FAMILY TRUST T/AS SUPERSTOCK SERV	Milk for Child Care	79.53
Cheque/EFT FNumber 213761			**SELECT FRESH PTY LTD**		**426.80**
8/04/2021	$APINVCE	291087	SELECT FRESH PTY LTD	Fruit and Vegetables	154.31
8/04/2021	$APINVCE	290947	SELECT FRESH PTY LTD	Fruit and Veg for Child Care	215.46
8/04/2021	$APINVCE	290868	SELECT FRESH PTY LTD	Fruit and Vegetables	57.03
Cheque/EFT FNumber 213762			**SUPALUX PAINT CO PTY LTD**		**401.50**
8/04/2021	$APINVCE	101241	SUPALUX PAINT CO PTY LTD	Stores Stock	401.50
Cheque/EFT FNumber 213763			**ACCESS ICON PTY LTD T/AS CASCADA GROUP**		**1,477.30**
8/04/2021	$APINVCE	11701	ACCESS ICON PTY LTD T/AS CASCADA GROUP	Cover Wave Grate 1050 x q050 x 150mm w/8	405.90
8/04/2021	$APINVCE	11646	ACCESS ICON PTY LTD T/AS CASCADA GROUP	Cover Wave Grate 1200 x 1200 x 150mm w/	1,071.40
Cheque/EFT FNumber 213764			**THE TRUSTEE FOR THE BCA UNIT TRUST T/AS BCA Building Certifi**		**550.00**
8/04/2021	$APINVCE	INV-04779	THE TRUSTEE FOR THE BCA UNIT TRUST T/AS BCA Bui	City of Perth, Citiplace Child Care Cent	550.00
Cheque/EFT FNumber 213765			**Rooforce Facility Services Pty Ltd**		**6,490.00**
8/04/2021	$APINVCE	IV00000000994	Rooforce Facility Services Pty Ltd	Roo Force Facility Services	3,245.00
8/04/2021	$APINVCE	IV00000000888	Rooforce Facility Services Pty Ltd	Roo Force Facility Services	3,245.00
Cheque/EFT FNumber 213766			**GPC Asia Pacific Pty Ltd T/AS Covs**		**604.56**

City of Perth

Schedule of Accounts Paid - Municipal Fund

For the Period: 01/04/2021-30/04/2021

Payment Date	Document Type	Invoice Number	Payee	Payment Details	Payment Amount
8/04/2021	$APINVCE	1640272192	GPC Asia Pacific Pty Ltd T/AS Covs	Workshop Consumables	178.99
8/04/2021	$APINVCE	1640273061	GPC Asia Pacific Pty Ltd T/AS Covs	New Replacement Beacon for Scissor Lift	157.17
8/04/2021	$APINVCE	1640272970	GPC Asia Pacific Pty Ltd T/AS Covs	Service Kits For VW Caddy and Depot Hi L	268.40
Cheque/EFT FNumber 213767			**HTR ELECTRICAL AND INSPECTION SERVICES PTY LTD**		**1,270.50**
8/04/2021	$APINVCE	INV-0034	HTR ELECTRICAL AND INSPECTION SERVICES PTY LTD	Electrical Form 5 - Aus Day Festival Eve	423.50
8/04/2021	$APINVCE	INV-0050	HTR ELECTRICAL AND INSPECTION SERVICES PTY LTD	Electrical Form 5 - Aus Day Festival Eve	847.00
Cheque/EFT FNumber 213768			**THE TRUSTEE FOR THE QUITO PTY LTD T/AS BENARA NURSERIES**		**4,936.80**
8/04/2021	$APINVCE	287600	THE TRUSTEE FOR THE QUITO PTY LTD T/AS BENARA	Plants for Stirling Gardens, Supreme Cou	3,795.00
8/04/2021	$APINVCE	287599	THE TRUSTEE FOR THE QUITO PTY LTD T/AS BENARA	Plants for the Malls.	462.00
8/04/2021	$APINVCE	287550	THE TRUSTEE FOR THE QUITO PTY LTD T/AS BENARA	Supply 100 x Alternanthera Little Ruby 1	679.80
Cheque/EFT FNumber 213769			**SAI GLOBAL AUSTRALIA PTY LTD**		**94.15**
8/04/2021	$APINVCE	SAIG1IS-1106005	SAI GLOBAL AUSTRALIA PTY LTD	Australian Standard - Installation and O	94.15
Cheque/EFT FNumber 213770			**JOONDALUP WINDSCREENS PTY LTD**		**260.00**
8/04/2021	$APINVCE	00048802	JOONDALUP WINDSCREENS PTY LTD	New Replaced Windscreen for Parks Ute	260.00
Cheque/EFT FNumber 213771			**KRISTIE ROWE**		**600.00**
8/04/2021	$APINVCE	2019	KRISTIE ROWE	Heritage Perth vintage shopping workshop	600.00
Cheque/EFT FNumber 213772			**Tyres 4U Pty Limited**		**3,635.30**
8/04/2021	$APINVCE	XX811470	Tyres 4U Pty Limited	After Hours Call Out for Rubbish Truck a	132.97
8/04/2021	$APINVCE	XX811469	Tyres 4U Pty Limited	After Hours Call Out for Rubbish Truck a	215.34
8/04/2021	$APINVCE	XX811462	Tyres 4U Pty Limited	After Hours Call Out for Rubbish Truck a	387.20
8/04/2021	$APINVCE	XX808480	Tyres 4U Pty Limited	New Tyres for Rubbish Trucks, Small Stre	1,043.17
8/04/2021	$APINVCE	XX808465	Tyres 4U Pty Limited	New Tyres for Rubbish Trucks, Small Stre	201.03
8/04/2021	$APINVCE	XX808408	Tyres 4U Pty Limited	New Tyres for Rubbish Trucks, Small Stre	773.87
8/04/2021	$APINVCE	XX808608	Tyres 4U Pty Limited	New Tyres for Rubbish Trucks, Small Stre	705.10
8/04/2021	$APINVCE	XX808481	Tyres 4U Pty Limited	New Tyres for Rubbish Trucks, Small Stre	176.62
Cheque/EFT FNumber 213773			**Professional Search Group Pt t/as Professional Search Group**		**3,491.82**
8/04/2021	$APINVCE	INV-16945	Professional Search Group Pt t/as Professional Searc	BA for the Core Systems Program refer CM	3,491.82
Cheque/EFT FNumber 213774			**ARANDELL NOMINEES PTY LTD & JJ LEACH**		**22,000.00**
8/04/2021	$APINVCE	20201201	ARANDELL NOMINEES PTY LTD & JJ LEACH	Business Improvement Grant 2020/21 FY -	22,000.00
Cheque/EFT FNumber 213775			**Darren Hutchens**		**2,750.00**
8/04/2021	$APINVCE	1028	Darren Hutchens	Graphic Design Print - Bus Shelters	2,750.00
Cheque/EFT FNumber 213776			**Hoban Recruitment Pty Ltd**		**18,385.33**
8/04/2021	$APINVCE	HPL10853	Hoban Recruitment Pty Ltd	Australia Day Festival- Cleaning Staff	9,767.55
8/04/2021	$APINVCE	HPL14892	Hoban Recruitment Pty Ltd	CPP Ops Hoban PO - Replaces PO 241944 du	5,825.15
8/04/2021	$APINVCE	HPL14893	Hoban Recruitment Pty Ltd	Electrical Engineer temp	2,792.63
Cheque/EFT FNumber 213777			**S Kemali & N Mosavi T/AS E-Sense West Perth**		**3,978.41**
8/04/2021	$APINVCE	INV0001	S Kemali & N Mosavi T/AS E-Sense West Perth	Small Business Grant 2020 21 Esense West	3,978.41
Cheque/EFT FNumber 213778			**Aboriginal United Services Pty Ltd**		**6,526.40**
8/04/2021	$APINVCE	00003745	Aboriginal United Services Pty Ltd	CDS Depot at 8 Aberdeen St	6,526.40
Cheque/EFT FNumber 213779			**GO DOORS PTY LTD t/as GO DOORS**		**836.00**
8/04/2021	$APINVCE	91404	GO DOORS PTY LTD t/as GO DOORS	Quote: 24966 - Repairs to carpark gate a	836.00
Cheque/EFT FNumber 213780			**RaceKraft Simulations Pty Ltd**		**3,750.00**
8/04/2021	$APINVCE	INV-12740	RaceKraft Simulations Pty Ltd	Autumn School Holiday Event- Virtual Rea	3,750.00
Cheque/EFT FNumber 213781			**The Trustee for Northbridge Enterprises Unit Trust t/as BBC Entertainment**		**880.00**
8/04/2021	$APINVCE	2243401	The Trustee for Northbridge Enterprises Unit Trust t/	Australia Day Festival Launch- MC	880.00
Cheque/EFT FNumber 213782			**Australia India Business Council Ltd Business Council Ltd**		**1,375.00**
8/04/2021	$APINVCE	21-1017	Australia India Business Council Ltd Business Council	Australia India Business Council WA invo	1,375.00
Cheque/EFT FNumber 213783			**BLUE COLLAR PEOPLE**		**18,841.35**
8/04/2021	$APINVCE	00150266	BLUE COLLAR PEOPLE	WAC Dayshift Blue Collar Labour Costs -	4,236.51
8/04/2021	$APINVCE	00150265	BLUE COLLAR PEOPLE	Labour Hire Nightshift WE 21/3/21	3,994.81
8/04/2021	$APINVCE	00150216	BLUE COLLAR PEOPLE	WAC Dayshift Blue Collar Labour Costs -	4,960.35
8/04/2021	$APINVCE	00150215	BLUE COLLAR PEOPLE	Labour Hire Nightshift WE 14/3/21	5,649.68
Cheque/EFT FNumber 213784			**Boc Gases Australia Ltd**		**3.38**
8/04/2021	$APINVCE	4027732444	Boc Gases Australia Ltd	BOC invoices from 2019. PO requested by	3.38
Cheque/EFT FNumber 213785			**BOFFINS BOOKSHOP PTY LTD**		**53.98**
8/04/2021	$APINVCE	INV0147314	BOFFINS BOOKSHOP PTY LTD	Library Stock - Assorted Junior Books	17.99
8/04/2021	$APINVCE	INV0147316	BOFFINS BOOKSHOP PTY LTD	Assorted Library Stock	35.99
Cheque/EFT FNumber 213786			**BG & E PTY LTD**		**2,454.38**
8/04/2021	$APINVCE	A01000017638	BG & E PTY LTD	Roe St Car Park - Facade Masonry Pier Cr	2,454.38
Cheque/EFT FNumber 213787			**BUNNINGS BUILDING SUPPLIES P/L**		**987.80**
8/04/2021	$APINVCE	2404/99847616	BUNNINGS BUILDING SUPPLIES P/L	Stores Stock	563.25
8/04/2021	$APINVCE	2404/01312398	BUNNINGS BUILDING SUPPLIES P/L	Supply of: 3 x SpecRite Formply F17 1800	234.75
8/04/2021	$APINVCE	2010/01606973	BUNNINGS BUILDING SUPPLIES P/L	15 Bags of Whites 2-5 mm Fine Landscapin	189.80
Cheque/EFT FNumber 213788			**CABCHARGE AUSTRALIA PTY LTD**		**109.60**
8/04/2021	$APINVCE	25073513P2103	CABCHARGE AUSTRALIA PTY LTD	Travel for Steven McDougall to attend af	59.94
8/04/2021	$APINVCE	2507536P2102	CABCHARGE AUSTRALIA PTY LTD	CabchargeAcc. 25079536 Citizenship - saf	3.18
8/04/2021	$APINVCE	25074305P2103	CABCHARGE AUSTRALIA PTY LTD	Taxi Fares for Staff working at events	46.48
Cheque/EFT FNumber 213789			**CITY OF STIRLING**		**32,461.81**
8/04/2021	$APINVCE	1024021401	CITY OF STIRLING	Rates for the Depot from the 01/07/20 to	32,461.81
Cheque/EFT FNumber 213790			**CLASSIC TREE SERVICES**		**2,458.21**

City of Perth

Schedule of Accounts Paid - Municipal Fund

For the Period: 01/04/2021-30/04/2021

Payment Date	Document Type	Invoice Number	Payee	Payment Details	Payment Amount
8/04/2021	$APINVCE	INV-33721	CLASSIC TREE SERVICES	Street Tree Pruning, Removal and Arboric	471.79
8/04/2021	$APINVCE	INV-33677	CLASSIC TREE SERVICES	Street Tree Pruning, Removal and Arboric	495.00
8/04/2021	$APINVCE	INV-33703	CLASSIC TREE SERVICES	Street Tree Pruning, Removal and Arboric	707.69
8/04/2021	$APINVCE	INV-33682	CLASSIC TREE SERVICES	Street Tree Pruning, Removal and Arboric	649.41
8/04/2021	$APINVCE	INV-33475	CLASSIC TREE SERVICES	Street Tree Pruning, Removal and Arboric	134.32
Cheque/EFT FNumber 213791			**DARDANUP BUTCHERING UNIT TRUST T/AS DARDANUP BUTCHERING CO DARDANUP BUTCHERING C**		**2,462.06**
8/04/2021	$APINVCE	BL563494	DARDANUP BUTCHERING UNIT TRUST T/AS DARDANI	Dardanup Meats	615.47
8/04/2021	$APINVCE	BL562153	DARDANUP BUTCHERING UNIT TRUST T/AS DARDANI	Dardanup Meats	263.68
8/04/2021	$APINVCE	BL562476	DARDANUP BUTCHERING UNIT TRUST T/AS DARDANI	Dardanup Meats	519.60
8/04/2021	$APINVCE	BL561980	DARDANUP BUTCHERING UNIT TRUST T/AS DARDANI	Dardanup Meats	1,063.31
Cheque/EFT FNumber 213792			**LANDGATE**		**4,869.90**
8/04/2021	$APINVCE	68093116	LANDGATE	Purchasing 1 year SLIP subscription serv	4,869.90
Cheque/EFT FNumber 213793			**DEPUTY COMMISSIONER OF TAXATION**		**624,208.20**
8/04/2021	$HRPAYJNL	F 26/03/2021	DEPUTY COMMISSIONER OF TAXATION	SFSS	482.00
8/04/2021	$HRPAYJNL	F 26/03/2021	DEPUTY COMMISSIONER OF TAXATION	HELP	14,466.00
8/04/2021	$HRPAYJNL	F 26/03/2021	DEPUTY COMMISSIONER OF TAXATION	Extra Tax	1,697.00
8/04/2021	$HRPAYJNL	F 26/03/2021	DEPUTY COMMISSIONER OF TAXATION	Withholding Tax (PAYG)	439,356.20
8/04/2021	$HRPAYJNL	F 26/03/2021	DEPUTY COMMISSIONER OF TAXATION	ETP Tax (Code R)	9,843.00
8/04/2021	$HRPAYJNL	F 26/03/2021	DEPUTY COMMISSIONER OF TAXATION	ETP Tax (Code O)	766.00
8/04/2021	$HRPAYJNL	F 26/03/2021	DEPUTY COMMISSIONER OF TAXATION	Extra Tax	80.00
8/04/2021	$HRPAYJNL	F 26/03/2021	DEPUTY COMMISSIONER OF TAXATION	Withholding Tax (PAYG)	48,064.00
8/04/2021	$HRPAYJNL	EF 26/03/2021	DEPUTY COMMISSIONER OF TAXATION	HELP	1,024.00
8/04/2021	$HRPAYJNL	EF 26/03/2021	DEPUTY COMMISSIONER OF TAXATION	Extra Tax	550.00
8/04/2021	$HRPAYJNL	EF 26/03/2021	DEPUTY COMMISSIONER OF TAXATION	Withholding Tax (PAYG)	104,680.00
8/04/2021	$HRPAYJNL	F 5/03/2021	DEPUTY COMMISSIONER OF TAXATION	ETP Tax (Code O)	3,200.00
Cheque/EFT FNumber 213794			**THE TRUSTEE FOR ILLION AUSTRALIA UNIT TRUST T/AS MILTON GRAH MILTON GRAHAM**		**1.00**
8/04/2021	$APINVCE	944357	THE TRUSTEE FOR ILLION AUSTRALIA UNIT TRUST T/A	Debt Collection Service to retrieve over	1.00
Cheque/EFT FNumber 213795			**ELLENBY TREE FARM**		**311.93**
8/04/2021	$APINVCE	27581	ELLENBY TREE FARM	Irwin St Plaza Planters –Tree Pre-procur	311.93
Cheque/EFT FNumber 213796			**FARINOSI & SONS PTY LTD**		**768.25**
8/04/2021	$APINVCE	10998646	FARINOSI & SONS PTY LTD	Supply of: 1 x trowl 280 x 130mm 1 x bro	19.56
8/04/2021	$APINVCE	10991593	FARINOSI & SONS PTY LTD	Stores Stock	172.67
8/04/2021	$APINVCE	10992761	FARINOSI & SONS PTY LTD	VARIOUS SITES - UNPLANNED MAINTENANCE -	46.95
8/04/2021	$APINVCE	10991507	FARINOSI & SONS PTY LTD	Supply of: 2 x box (100) thunderbolt 6 x	482.76
8/04/2021	$APINVCE	10994624	FARINOSI & SONS PTY LTD	VARIOUS SITES - UNPLANNED MAINTENANCE -	46.31
Cheque/EFT FNumber 213797			**HAYS PERSONNEL SERVICES (AUST) PTY LTD**		**25,767.02**
8/04/2021	$APINVCE	10163454	HAYS PERSONNEL SERVICES (AUST) PTY LTD	Barry Davies. Systems Integration July	1,044.42
8/04/2021	$APINVCE	10194667	HAYS PERSONNEL SERVICES (AUST) PTY LTD	SCR Contractor Kevan Sercombe	1,500.54
8/04/2021	$APINVCE	10194668	HAYS PERSONNEL SERVICES (AUST) PTY LTD	PO increased for contractor based on: $6	1,940.92
8/04/2021	$APINVCE	10194673	HAYS PERSONNEL SERVICES (AUST) PTY LTD	SCR Contractor Susan Dunford	489.31
8/04/2021	$APINVCE	10113806	HAYS PERSONNEL SERVICES (AUST) PTY LTD	Barry Davies. Systems Integration July	1,044.42
8/04/2021	$APINVCE	10081761	HAYS PERSONNEL SERVICES (AUST) PTY LTD	Barry Davies. Systems Integration July	1,566.63
8/04/2021	$APINVCE	10081760	HAYS PERSONNEL SERVICES (AUST) PTY LTD	Barry Davies. Systems Integration July	2,088.83
8/04/2021	$APINVCE	10051009	HAYS PERSONNEL SERVICES (AUST) PTY LTD	Barry Davies. Systems Integration July	2,088.83
8/04/2021	$APINVCE	10029446	HAYS PERSONNEL SERVICES (AUST) PTY LTD	Barry Davies. Systems Integration July	2,088.83
8/04/2021	$APINVCE	10066388	HAYS PERSONNEL SERVICES (AUST) PTY LTD	Jason Mawson this is for the last paymen	1,895.83
8/04/2021	$APINVCE	10194677	HAYS PERSONNEL SERVICES (AUST) PTY LTD	Temp personnel -Alice See-Hoo for Julie	2,324.76
8/04/2021	$APINVCE	10163461	HAYS PERSONNEL SERVICES (AUST) PTY LTD	SCR Contractor Chrissie McPolin	391.45
8/04/2021	$APINVCE	10194672	HAYS PERSONNEL SERVICES (AUST) PTY LTD	Contract Technician - Hays Personnel for	1,614.17
8/04/2021	$APINVCE	10178778	HAYS PERSONNEL SERVICES (AUST) PTY LTD	Contract Technician	1,317.69
8/04/2021	$APINVCE	10178777	HAYS PERSONNEL SERVICES (AUST) PTY LTD	Tony Blackberry for amount $ 3385.49	1,895.83
8/04/2021	$APINVCE	10178775	HAYS PERSONNEL SERVICES (AUST) PTY LTD	Temp resource to backfill Full time vaca	2,474.56
Cheque/EFT FNumber 213798			**CHALLENGE CHEMICALS AUST**		**140.80**
8/04/2021	$APINVCE	107639	CHALLENGE CHEMICALS AUST	Laundry Powder for the Child Care Centre	140.80
Cheque/EFT FNumber 213799			**HEAVY AUTOMATICS**		**10,803.38**
8/04/2021	$APINVCE	WI634499	HEAVY AUTOMATICS	New Transmission for Isuzu Rubbish Truck	10,803.38
Cheque/EFT FNumber 213800			**HYDROJET**		**792.00**
8/04/2021	$APINVCE	8365	HYDROJET	Stores Stock	792.00
Cheque/EFT FNumber 213801			**HYDROQUIP PUMPS**		**5,830.00**
8/04/2021	$APINVCE	INV-42244	HYDROQUIP PUMPS	Ozone Reserve Lake Inlet - Screen Fabric	5,830.00
Cheque/EFT FNumber 213802			**Institute of Public Administration Australia Western Australia Division Inc**		**1,980.00**
8/04/2021	$APINVCE	2344	Institute of Public Administration Australia Western A	Writing Policy Documents - 24 March 2021	1,980.00
Cheque/EFT FNumber 213803			**JASMAN ENTERPRISES**		**2,892.45**
8/04/2021	$APINVCE	00025505	JASMAN ENTERPRISES	Replacement High Pressure Pump for Depot	2,892.45
Cheque/EFT FNumber 213804			**KENNARDS HIRE NORTH PERTH**		**7,200.00**
8/04/2021	$APINVCE	22295017	KENNARDS HIRE NORTH PERTH	Hire of VMS Board East Perth	1,800.00
8/04/2021	$APINVCE	22335630	KENNARDS HIRE NORTH PERTH	Hire of VMS Board East Perth	1,800.00
8/04/2021	$APINVCE	22377742	KENNARDS HIRE NORTH PERTH	Hire of VMS Board East Perth	1,800.00
8/04/2021	$APINVCE	22419254	KENNARDS HIRE NORTH PERTH	Hire of VMS Board East Perth	1,800.00
Cheque/EFT FNumber 213805			**Light Applications**		**454.30**

City of Perth

Schedule of Accounts Paid - Municipal Fund

For the Period: 01/04/2021-30/04/2021

Payment Date	Document Type	Invoice Number	Payee	Payment Details	Payment Amount
8/04/2021	$APINVCE	83284	Light Applications	Street light maintenance St George's Te	454.30
Cheque/EFT FNumber 213806			**MAJOR MOTORS PTY LTD**		**62.96**
8/04/2021	$APINVCE	1022774	MAJOR MOTORS PTY LTD	Replacement Marking Light Cover for Larg	62.96
Cheque/EFT FNumber 213807			**MARKETFORCE LTD**		**303.24**
8/04/2021	$APINVCE	36068	MARKETFORCE LTD	Early Settlement Discount Nov 2020	-125.35
8/04/2021	$APINVCE	36067	MARKETFORCE LTD	Early Settlement Discount Nov 2020	-966.41
8/04/2021	$APCREDT	36632	MARKETFORCE LTD	Early Settlement Discount Feb 2021	-107.49
8/04/2021	$APCREDT	36631	MARKETFORCE LTD	Early Settlement Discount Feb 2021	-133.32
8/04/2021	$APINVCE	37920	MARKETFORCE LTD	Road closure advertisement for all Capit	1,635.81
Cheque/EFT FNumber 213808			**MINDARIE REGIONAL COUNCIL**		**89,656.75**
8/04/2021	$APINVCE	SINV-043327	MINDARIE REGIONAL COUNCIL	Provision of landfill tipping - 20/21	53,890.09
8/04/2021	$APINVCE	SINV-043267	MINDARIE REGIONAL COUNCIL	Provision of landfill tipping - 20/21	35,766.66
Cheque/EFT FNumber 213809			**Nationwide Oils/t/as transpacific**		**209.00**
8/04/2021	$APINVCE	2122179	Nationwide Oils/t/as transpacific	Removal of 1,000L of Oil Waste From Depo	209.00
Cheque/EFT FNumber 213810			**NATIONWIDE TRAINING PTY LTD**		**4,500.00**
8/04/2021	$APINVCE	14599	NATIONWIDE TRAINING PTY LTD	Driver Training VOC - Heavy Rigid - WAC	4,500.00
Cheque/EFT FNumber 213811			**RSEA PTY LTD**		**606.50**
8/04/2021	$APCREDT	11404495	RSEA PTY LTD	Invoice 11319339	-65.60
8/04/2021	$APINVCE	11362423	RSEA PTY LTD	Stores Stock	385.00
8/04/2021	$APINVCE	11356041	RSEA PTY LTD	Safety Boots Nightshift - C. Gidley	137.50
8/04/2021	$APINVCE	11363827	RSEA PTY LTD	Safety Boots Toby Jones	149.60
Cheque/EFT FNumber 213812			**St John Ambulance Australia**		**356.40**
8/04/2021	$APINVCE	EHSINV00094705	St John Ambulance Australia	St John of God Event Health Officer Serv	356.40
Cheque/EFT FNumber 213813			**CSP GROUP PTY LTD T/AS STIHL SHOP OSBORNE PARK**		**1,296.00**
8/04/2021	$APINVCE	66671 # 6	CSP GROUP PTY LTD T/AS STIHL SHOP OSBORNE PARI	Spare Parts for Parks Blowers	25.90
8/04/2021	$APINVCE	66384 # 6	CSP GROUP PTY LTD T/AS STIHL SHOP OSBORNE PARI	Replacement Parts for Repair Minor Plant	20.10
8/04/2021	$APINVCE	66289 # 7	CSP GROUP PTY LTD T/AS STIHL SHOP OSBORNE PARI	Depot Store Stock	473.00
8/04/2021	$APINVCE	66942#7	CSP GROUP PTY LTD T/AS STIHL SHOP OSBORNE PARI	3 pairs of hedging chaps (safety require	777.00
Cheque/EFT FNumber 213814			**TELSTRA**		**3,617.90**
8/04/2021	$APINVCE	1057776700	TELSTRA	DATA CHARGES FOR 16 January-15 February	3,617.90
Cheque/EFT FNumber 213815			**TOTAL EDEN PTY LTD T/AS Nutrien Water**		**6,105.74**
8/04/2021	$APINVCE	411443863	TOTAL EDEN PTY LTD T/AS Nutrien Water	Store Stock	4,932.71
8/04/2021	$APINVCE	411440651	TOTAL EDEN PTY LTD T/AS Nutrien Water	Supply Irrigation Parts Quote 20373586	820.59
8/04/2021	$APINVCE	411442171	TOTAL EDEN PTY LTD T/AS Nutrien Water	Stores Stock	352.44
Cheque/EFT FNumber 213816			**TURF CARE WA PTY LTD**		**1,672.00**
8/04/2021	$APINVCE	INV-2570	TURF CARE WA PTY LTD	Supply & Apply Primo Maxx 6Lt/Ha Narrows	1,672.00
Cheque/EFT FNumber 213817			**ULTIMO CATERING & EVENTS PTY LTD**		**3,640.01**
8/04/2021	$APINVCE	00411490	ULTIMO CATERING & EVENTS PTY LTD	COP Catering Supplies	544.61
8/04/2021	$APINVCE	00411491	ULTIMO CATERING & EVENTS PTY LTD	COP Catering Supplies	97.90
8/04/2021	$APINVCE	00411489	ULTIMO CATERING & EVENTS PTY LTD	COP Catering Supplies	89.10
8/04/2021	$APINVCE	00411473	ULTIMO CATERING & EVENTS PTY LTD	COP Catering Supplies	2,794.00
8/04/2021	$APINVCE	00411422	ULTIMO CATERING & EVENTS PTY LTD	COP Catering Supplies	114.40
Cheque/EFT FNumber 213818			**UES (INT'L) PTY LTD T/AS UES INTERNATIONAL**		**44.33**
8/04/2021	$APINVCE	INV60-000292370	UES (INT'L) PTY LTD T/AS UES INTERNATIONAL	Compression Locks for Small Pavement Cle	44.33
Cheque/EFT FNumber 213819			**VALVOLINE (AUSTRALIA) PTY LTD**		**1,764.05**
8/04/2021	$APINVCE	3830069	VALVOLINE (AUSTRALIA) PTY LTD	Engine Oil for VW Caddy Vehicles	1,764.05
Cheque/EFT FNumber 213820			**WA POLICE SERVICE**		**50.10**
8/04/2021	$APINVCE	I27082533	WA POLICE SERVICE	Police clearances from Western Australia	50.10
Cheque/EFT FNumber 213821			**WARP PTY LTD**		**19,604.87**
8/04/2021	$APCREDT	121025	WARP PTY LTD	Invoice 119003	-5,894.21
8/04/2021	$APCREDT	121024	WARP PTY LTD	Invoice 119003	-230.60
8/04/2021	$APCREDT	121023	WARP PTY LTD	Invoice 119003	-1,136.89
8/04/2021	$APINVCE	119003	WARP PTY LTD	Aus Day Festival Traffic Mgmt	26,866.57
Cheque/EFT FNumber 213822			**WA SYMPHONY ORCHESTRA**		**16,500.00**
8/04/2021	$APINVCE	301567	WA SYMPHONY ORCHESTRA	Strategic Arts Spons - Symphony in the C	16,500.00
Cheque/EFT FNumber 213823			**WEST AUSTRALIAN NEWSPAPERS LIMITED**		**3,300.00**
8/04/2021	$APINVCE	1012165920210131	WEST AUSTRALIAN NEWSPAPERS LIMITED	2x half page ads in Fringe themed The We	3,300.00
Cheque/EFT FNumber 213824			**WH LOCATIONS SERVICES PTY LTD**		**496.38**
8/04/2021	$APINVCE	SIN011154	WH LOCATIONS SERVICES PTY LTD	Francis St and Parker St sinkholes Abaxa	496.38
Cheque/EFT FNumber 213825			**Zipform Pty Ltd**		**4,503.24**
8/04/2021	$APINVCE	202575	Zipform Pty Ltd	Zipform - Printing and Postage of rate n	4,503.24
Cheque/EFT FNumber 213826			**RAJIV SHARMA**		**426.00**
8/04/2021	$APINVCE	25022021	RAJIV SHARMA	SECURITY/CROWND CNT LIC RENEWAL-R SHARMA	426.00
Cheque/EFT FNumber 213827			**EMILY HORDERN**		**120.00**
8/04/2021	$APINVCE	14012021	EMILY HORDERN	HEALTHY LIFESTYLE - E HORDERN	120.00
Cheque/EFT FNumber 213828			**PERTH FESTIVAL**		**1,375.00**
8/04/2021	$APINVCE	EV-2020/59	PERTH FESTIVAL	RFD FEE-PERTH FESTIVAL-EV-2020/59	1,375.00
Cheque/EFT FNumber 213829			**TORUNG MARKET PERTH**		**99.00**
8/04/2021	$APINVCE	EV-2021/56	TORUNG MARKET PERTH	RFD FEE-TORUNG MKT PTH-EV-2021/56	99.00
Cheque/EFT FNumber 213830			**CBRE (C)PTY LIMITED T/A CBRE REBA**		**14,822.85**

City of Perth

Schedule of Accounts Paid - Municipal Fund

For the Period: 01/04/2021-30/04/2021

Payment Date	Document Type	Invoice Number	Payee	Payment Details	Payment Amount
8/04/2021	$APINVCE	A1221027	CBRE (C)PTY LIMITED T/A CBRE REBA	RFD RATES-THE FISH BOSS & ISLE OF VOYAGE	14,822.85
Cheque/EFT FNumber 213831			**PERTH EXECUTIVE PROPERTIES TST ACCOUNT**		**574.60**
8/04/2021	$APINVCE	A1189604	PERTH EXECUTIVE PROPERTIES TST ACCOUNT	RFD RATES 6/8 ADELAIDE TCE PERTH	574.60
Cheque/EFT FNumber 213832			**CROSSMARK AUSTRALIA PTY LTD**		**100.00**
8/04/2021	$APINVCE	EV-2021/38	CROSSMARK AUSTRALIA PTY LTD	RFD FEE-NBN COMM ACTIVATION EV-2021/38	100.00
Cheque/EFT FNumber 213833			**WA ASSOCIATION FOR MENTAL HEALTH INC**		**99.00**
8/04/2021	$APINVCE	EV-2021/81	WA ASSOCIATION FOR MENTAL HEALTH INC	RFD FEE-PREVENT SUPPORT HEAL-EV-2021/81	99.00
Cheque/EFT FNumber 213834			**STEVEN PRIME**		**120.00**
8/04/2021	$APINVCE	270321	STEVEN PRIME	HEALTHY LIFESTYLE - S PRIME	120.00
Cheque/EFT FNumber 213835			**REBA TRUST-ROY WESTON CORP PTY LTD T/A**		**2,278.42**
8/04/2021	$APINVCE	A1033943	REBA TRUST-ROY WESTON CORP PTY LTD T/A	RFD RATES-ROSIE OGRADYS PUB	2,278.42
Cheque/EFT FNumber 213836			**VIRGINIA BERGMAN**		**60.00**
8/04/2021	$APINVCE	053571/202	VIRGINIA BERGMAN	RFD PERMIT CANCELLED-053571/2021	60.00
Cheque/EFT FNumber 213837			**NEW CLOUD HOLDINGS PTY LTD**		**73.00**
8/04/2021	$APINVCE	SEC4020215	NEW CLOUD HOLDINGS PTY LTD	RFD APPLICATION-SEC40-2021/5069	73.00
Cheque/EFT FNumber 213838			**NOVOTEL PERTH LANGLEY**		**37,400.32**
8/04/2021	$APINVCE	A1024058	NOVOTEL PERTH LANGLEY	RFD RATES-NOVOTEL LANGLEY PERTH	37,400.32
Cheque/EFT FNumber 213839			**ZAVINA CORP PTY LTD**		**295.00**
8/04/2021	$APINVCE	DA-2021/50	ZAVINA CORP PTY LTD	RFD APPLICATION DA-2021/5046 66 ROE ST	295.00
Cheque/EFT FNumber 213840			**VICKI MURPHY**		**100.00**
8/04/2021	$APINVCE	2584624	VICKI MURPHY	RFD WEDDING BOOKING - 31119	100.00
Cheque/EFT FNumber 213841			**GUSTI A SUPIYANI**		**57.00**
8/04/2021	$APINVCE	RPP3122	GUSTI A SUPIYANI	RFD OVERPAYMENT - RPP/3122	57.00
Cheque/EFT FNumber 213842			**NEIL DAETWYLER**		**30.50**
8/04/2021	$APINVCE	RPP2286	NEIL DAETWYLER	RFD DUPLICATE PAYMENT PARKING PERMITS	30.50
Cheque/EFT FNumber 213843			**INSTITUTE OF WEIGHT AND LIFE MANAGEMENT**		**99.16**
15/04/2021	$APINVCE	9001931027	INSTITUTE OF WEIGHT AND LIFE MANAGEMENT	Garden at R 1150 Barrack Street Perth	49.58
15/04/2021	$APINVCE	9001925815	INSTITUTE OF WEIGHT AND LIFE MANAGEMENT	Car Park at 104 Francis Street	49.58
Cheque/EFT FNumber 213844			**CAPITAL ENGINEERING PTY LTD t/as Capital House Australasia**		**6,930.00**
15/04/2021	$APINVCE	CEPL-5214	CAPITAL ENGINEERING PTY LTD t/as Capital House Au	Structural engineer inspections of publi	6,930.00
Cheque/EFT FNumber 213845			**CTI5 PTY LTD**		**6,687.38**
15/04/2021	$APINVCE	01069299	CTI5 PTY LTD	Coin Collection from Ticket Machines 202	6,687.38
Cheque/EFT FNumber 213846			**ABLE WESTCHEM(BORVEK PTY LTD)**		**553.52**
15/04/2021	$APINVCE	542587	ABLE WESTCHEM(BORVEK PTY LTD)	Stores Stock	553.52
Cheque/EFT FNumber 213847			**HASSELL LTD**		**5,874.83**
15/04/2021	$APINVCE	22960	HASSELL LTD	Develop 3 x Ideas Plan and Vision for Ri	5,874.83
Cheque/EFT FNumber 213848			**STILES ELECTRICAL SERVICES**		**96,287.29**
15/04/2021	$APINVCE	8026	STILES ELECTRICAL SERVICES	Contractor to install following lighting	96,287.29
Cheque/EFT FNumber 213849			**BIDFOOD WA PTY LTD**		**6,994.13**
15/04/2021	$APINVCE	I51324307.PER	BIDFOOD WA PTY LTD	Delivery of groceries to Child Care	876.88
15/04/2021	$APINVCE	I50587678.PER	BIDFOOD WA PTY LTD	Delivery of groceries to Child Care	176.07
15/04/2021	$APINVCE	I51252338.PER	BIDFOOD WA PTY LTD	Catering supplies for Citiplace Communit	295.43
15/04/2021	$APINVCE	I50625586.PER	BIDFOOD WA PTY LTD	Catering supplies for Citiplace Communit	744.98
15/04/2021	$APINVCE	I51575182.PER	BIDFOOD WA PTY LTD	Bidfood : Dry goods Tea,sugar,cups etc	463.14
15/04/2021	$APINVCE	I52014206.PER	BIDFOOD WA PTY LTD	Catering supplies for Citiplace Communit	941.28
15/04/2021	$APINVCE	I51023686.PER	BIDFOOD WA PTY LTD	Delivery of groceries to Child Care	614.86
15/04/2021	$APINVCE	I51813278.PER	BIDFOOD WA PTY LTD	Delivery of groceries to Child Care	942.86
15/04/2021	$APINVCE	I51585815.PER	BIDFOOD WA PTY LTD	Catering supplies for Citiplace Communit	568.20
15/04/2021	$APINVCE	I51575176.PER	BIDFOOD WA PTY LTD	Catering supplies for Citiplace Communit	308.05
15/04/2021	$APINVCE	I52026179.PER	BIDFOOD WA PTY LTD	Catering supplies for Citiplace Communit	288.84
15/04/2021	$APINVCE	I52001020.PER	BIDFOOD WA PTY LTD	Catering supplies for Citiplace Communit	773.54
Cheque/EFT FNumber 213850			**IRON MOUNTAIN AUSTRALIA GROUP PTY LTD**		**4,481.15**
15/04/2021	$APINVCE	AUS828079	IRON MOUNTAIN AUSTRALIA GROUP PTY LTD	Secure destruction including hire of 4 b	83.07
15/04/2021	$APINVCE	109006807	IRON MOUNTAIN AUSTRALIA GROUP PTY LTD	Cold Storage at Iron Mountain 6YQN accou	18.63
15/04/2021	$APINVCE	AUS835568	IRON MOUNTAIN AUSTRALIA GROUP PTY LTD	NAV General storage Split into storage &	1,540.79
15/04/2021	$APINVCE	AUS828271	IRON MOUNTAIN AUSTRALIA GROUP PTY LTD	Secure shredding bin Lower Ground floor	10.38
15/04/2021	$APINVCE	AUS836860	IRON MOUNTAIN AUSTRALIA GROUP PTY LTD	General - RR 502540 - Storage and Retrie	2,473.52
15/04/2021	$APINVCE	AUS838783	IRON MOUNTAIN AUSTRALIA GROUP PTY LTD	VAULT - PT - 502670 - Archive Storage an	344.38
15/04/2021	$APINVCE	AUS828497	IRON MOUNTAIN AUSTRALIA GROUP PTY LTD	Document destruction bin 20-21	10.38
Cheque/EFT FNumber 213851			**ADVANCED TRAFFIC MANAGEMENT**		**4,087.05**
15/04/2021	$APINVCE	00143212	ADVANCED TRAFFIC MANAGEMENT	Supply of Traffic Management - Parks	1,228.70
15/04/2021	$APINVCE	00144689	ADVANCED TRAFFIC MANAGEMENT	Traffic Management for remainder of the	2,164.25
15/04/2021	$APINVCE	00144658	ADVANCED TRAFFIC MANAGEMENT	Supply of Traffic Management - Parks	694.10
Cheque/EFT FNumber 213852			**ADVANCED AUTOLOGIC**		**270.00**
15/04/2021	$APINVCE	00100186	ADVANCED AUTOLOGIC	Solvent Cleaner for Mechanics to Clean D	270.00
Cheque/EFT FNumber 213853			**NESPRESSO**		**2,283.50**
15/04/2021	$APINVCE	37053092	NESPRESSO	Double Head Maintenance on Coffee Machin	230.00
15/04/2021	$APINVCE	37615035	NESPRESSO	Coffee Supplies for Level 7	195.00
15/04/2021	$APINVCE	37650552	NESPRESSO	Depot Nespresso Coffee Pods	1,267.50
15/04/2021	$APINVCE	37451521	NESPRESSO	Assorted coffee pods	591.00

City of Perth

Schedule of Accounts Paid - Municipal Fund

For the Period: 01/04/2021-30/04/2021

Payment Date	Document Type	Invoice Number	Payee	Payment Details	Payment Amount
Cheque/EFT FNumber 213854			**DATA 3**		**60,269.00**
15/04/2021	$APINVCE	01980946	DATA 3	ADOBE ETLA RENEWAL	58,883.00
15/04/2021	$APINVCE	01982189	DATA 3	ADOBE ETLA RENEWAL	1,386.00
Cheque/EFT FNumber 213855			**INTERNATIONAL ART SERVICES**		**1,912.32**
15/04/2021	$APINVCE	A-155136	INTERNATIONAL ART SERVICES	16.3 cubic metres of climate & non-clima	1,912.32
Cheque/EFT FNumber 213856			**PUMPS AUSTRALIA**		**2,382.05**
15/04/2021	$APINVCE	37168	PUMPS AUSTRALIA	New Replacement Pump Required for WAC /	2,382.05
Cheque/EFT FNumber 213857			**THYSSENKRUPP ELEVATOR AUSTRALIA PTY LTD**		**28,954.93**
15/04/2021	$APINVCE	8067115175	THYSSENKRUPP ELEVATOR AUSTRALIA PTY LTD	LIFT AND ESCALATOR MAINTENANCE SERVICES	1,068.71
15/04/2021	$APINVCE	8067119991	THYSSENKRUPP ELEVATOR AUSTRALIA PTY LTD	LIFT AND ESCALATOR MAINTENANCE SERVICES	1,068.71
15/04/2021	$APINVCE	8067119949	THYSSENKRUPP ELEVATOR AUSTRALIA PTY LTD	LIFT AND ESCALATOR MAINTENANCE SERVICES	2,455.13
15/04/2021	$APINVCE	8067119958	THYSSENKRUPP ELEVATOR AUSTRALIA PTY LTD	LIFT AND ESCALATOR MAINTENANCE SERVICES	2,137.42
15/04/2021	$APINVCE	8067119967	THYSSENKRUPP ELEVATOR AUSTRALIA PTY LTD	LIFT AND ESCALATOR MAINTENANCE SERVICES	1,289.29
15/04/2021	$APINVCE	8067119976	THYSSENKRUPP ELEVATOR AUSTRALIA PTY LTD	LIFT AND ESCALATOR MAINTENANCE SERVICES	1,261.70
15/04/2021	$APINVCE	8067119982	THYSSENKRUPP ELEVATOR AUSTRALIA PTY LTD	LIFT AND ESCALATOR MAINTENANCE SERVICES	1,715.31
15/04/2021	$APINVCE	8067119988	THYSSENKRUPP ELEVATOR AUSTRALIA PTY LTD	LIFT AND ESCALATOR MAINTENANCE SERVICES	1,719.82
15/04/2021	$APINVCE	8067119994	THYSSENKRUPP ELEVATOR AUSTRALIA PTY LTD	LIFT AND ESCALATOR MAINTENANCE SERVICES	1,575.08
15/04/2021	$APINVCE	8067129149	THYSSENKRUPP ELEVATOR AUSTRALIA PTY LTD	REACTIVE LIFT AND ESCALATOR MAINTENANCE	444.40
15/04/2021	$APINVCE	8067129494	THYSSENKRUPP ELEVATOR AUSTRALIA PTY LTD	LIFT AND ESCALATOR MAINTENANCE SERVICES	1,575.08
15/04/2021	$APINVCE	8067129434	THYSSENKRUPP ELEVATOR AUSTRALIA PTY LTD	LIFT AND ESCALATOR MAINTENANCE SERVICES	996.90
15/04/2021	$APINVCE	8067129458	THYSSENKRUPP ELEVATOR AUSTRALIA PTY LTD	LIFT AND ESCALATOR MAINTENANCE SERVICES	2,455.13
15/04/2021	$APINVCE	8067129492	THYSSENKRUPP ELEVATOR AUSTRALIA PTY LTD	LIFT AND ESCALATOR MAINTENANCE SERVICES	1,068.71
15/04/2021	$APINVCE	8067129489	THYSSENKRUPP ELEVATOR AUSTRALIA PTY LTD	LIFT AND ESCALATOR MAINTENANCE SERVICES	1,719.82
15/04/2021	$APINVCE	8067129484	THYSSENKRUPP ELEVATOR AUSTRALIA PTY LTD	LIFT AND ESCALATOR MAINTENANCE SERVICES	1,715.31
15/04/2021	$APINVCE	8067129478	THYSSENKRUPP ELEVATOR AUSTRALIA PTY LTD	LIFT AND ESCALATOR MAINTENANCE SERVICES	1,261.70
15/04/2021	$APINVCE	8067129474	THYSSENKRUPP ELEVATOR AUSTRALIA PTY LTD	LIFT AND ESCALATOR MAINTENANCE SERVICES	1,289.29
15/04/2021	$APINVCE	8067129468	THYSSENKRUPP ELEVATOR AUSTRALIA PTY LTD	LIFT AND ESCALATOR MAINTENANCE SERVICES	2,137.42
Cheque/EFT FNumber 213858			**CAMERA ELECTRONIC SALES AND SERVICE**		**1,537.96**
15/04/2021	$APINVCE	141882	CAMERA ELECTRONIC SALES AND SERVICE	Purchase of new batteries for Drone	916.00
15/04/2021	$APINVCE	141876	CAMERA ELECTRONIC SALES AND SERVICE	Purchase of equipment for lord mayor to	621.96
Cheque/EFT FNumber 213859			**ALINTA SALES PTY LTD**		**137,276.74**
15/04/2021	$APINVCE	804003079	ALINTA SALES PTY LTD	567 Hay Street Perth	44.50
15/04/2021	$APINVCE	804003079	ALINTA SALES PTY LTD	567 Hay Street Perth	434.85
15/04/2021	$APINVCE	70358616	ALINTA SALES PTY LTD	Electricity - 419 Forrest Place Perth	18,003.72
15/04/2021	$APINVCE	70358611	ALINTA SALES PTY LTD	Electricity - Victoria Avenue Perth	1,267.45
15/04/2021	$APINVCE	70356380	ALINTA SALES PTY LTD	Electricity - 11 Plain Street East Perth	1,019.32
15/04/2021	$APINVCE	70356159	ALINTA SALES PTY LTD	Electricity - Mounts Bay Road Perth	61.29
15/04/2021	$APINVCE	70356155	ALINTA SALES PTY LTD	Electricity - Unit 13/420 Wellington St	9,790.75
15/04/2021	$APINVCE	70356066	ALINTA SALES PTY LTD	Electricity - 27 Mayfair Street	2,126.78
15/04/2021	$APINVCE	70356055	ALINTA SALES PTY LTD	Electricity - Office 0 Lake Street	2,155.40
15/04/2021	$APINVCE	70356040	ALINTA SALES PTY LTD	Electricity - 579 Hay Street Perth	10,926.44
15/04/2021	$APINVCE	70356023	ALINTA SALES PTY LTD	Electricity - 68A Roe Street Northbidge	5,259.40
15/04/2021	$APINVCE	70356009	ALINTA SALES PTY LTD	Electricity - Hay Street Perth	3,303.18
15/04/2021	$APINVCE	70356006	ALINTA SALES PTY LTD	Electricity - 8/420 Wellington Street	233.02
15/04/2021	$APINVCE	70356005	ALINTA SALES PTY LTD	Electricity - 2 Linwood Court	3,256.77
15/04/2021	$APINVCE	70355990	ALINTA SALES PTY LTD	Electricity - Adelaide Terrace Perth	4,022.87
15/04/2021	$APINVCE	70355975	ALINTA SALES PTY LTD	Electricity - 81 Royal Street East Perth	1,862.33
15/04/2021	$APINVCE	70355882	ALINTA SALES PTY LTD	Electricity - 85 Francis St Northbridge	525.18
15/04/2021	$APINVCE	70355788	ALINTA SALES PTY LTD	Electricity - Pier Street Perth	8,256.62
15/04/2021	$APINVCE	70355762	ALINTA SALES PTY LTD	Electricity - Unit Cs Elder Street	7,624.00
15/04/2021	$APINVCE	70355705	ALINTA SALES PTY LTD	Electricity - Parker St Northbridge	663.14
15/04/2021	$APINVCE	70355701	ALINTA SALES PTY LTD	Electricity - Unit A Murray Street	8,487.88
15/04/2021	$APINVCE	70355639	ALINTA SALES PTY LTD	Electricity - Barrack Street Perth	1,083.04
15/04/2021	$APINVCE	70355626	ALINTA SALES PTY LTD	Electricity - Jewell Lane East Perth	1,961.02
15/04/2021	$APINVCE	70355523	ALINTA SALES PTY LTD	Electricity - Unit B/1 Mounts Bay Road	12,592.34
15/04/2021	$APINVCE	70355449	ALINTA SALES PTY LTD	Electricity - Unit 16/420 Wellington St	529.92
15/04/2021	$APINVCE	70355443	ALINTA SALES PTY LTD	Electricity - 27 St George's Tce Perth	28,155.18
15/04/2021	$APINVCE	70355386	ALINTA SALES PTY LTD	Electricity - Wellington Street Perth	1,553.38
15/04/2021	$APINVCE	70355149	ALINTA SALES PTY LTD	Electricity - 5/420 Wellington Street	2,076.97
Cheque/EFT FNumber 213860			**MAJESTIC PLUMBING**		**4,159.71**
15/04/2021	$APINVCE	239734	MAJESTIC PLUMBING	VARIOUS SITES - UNPLANNED PLUMBING MAINT	219.89
15/04/2021	$APINVCE	239694	MAJESTIC PLUMBING	VARIOUS SITES - UNPLANNED PLUMBING MAINT	167.48
15/04/2021	$APINVCE	239693	MAJESTIC PLUMBING	VARIOUS SITES - UNPLANNED PLUMBING MAINT	87.40
15/04/2021	$APINVCE	239692	MAJESTIC PLUMBING	VARIOUS SITES - UNPLANNED PLUMBING MAINT	87.40
15/04/2021	$APINVCE	239639	MAJESTIC PLUMBING	VARIOUS SITES - UNPLANNED PLUMBING MAINT	87.40
15/04/2021	$APINVCE	239638	MAJESTIC PLUMBING	VARIOUS SITES - UNPLANNED PLUMBING MAINT	87.40
15/04/2021	$APINVCE	239637	MAJESTIC PLUMBING	VARIOUS SITES - UNPLANNED PLUMBING MAINT	200.82
15/04/2021	$APINVCE	239618	MAJESTIC PLUMBING	VARIOUS SITES - UNPLANNED PLUMBING MAINT	87.40
15/04/2021	$APINVCE	239617	MAJESTIC PLUMBING	VARIOUS SITES - UNPLANNED PLUMBING MAINT	87.40
15/04/2021	$APINVCE	239552	MAJESTIC PLUMBING	VARIOUS SITES - UNPLANNED PLUMBING MAINT	154.62

City of Perth

Schedule of Accounts Paid - Municipal Fund

For the Period: 01/04/2021-30/04/2021

Payment Date	Document Type	Invoice Number	Payee	Payment Details	Payment Amount
15/04/2021	$APINVCE	239539	MAJESTIC PLUMBING	VARIOUS SITES - UNPLANNED PLUMBING MAINT	371.93
15/04/2021	$APINVCE	239538	MAJESTIC PLUMBING	VARIOUS SITES - UNPLANNED PLUMBING MAINT	87.40
15/04/2021	$APINVCE	239521	MAJESTIC PLUMBING	VARIOUS SITES - UNPLANNED PLUMBING MAINT	564.30
15/04/2021	$APINVCE	239487	MAJESTIC PLUMBING	VARIOUS SITES - UNPLANNED PLUMBING MAINT	100.60
15/04/2021	$APINVCE	239453	MAJESTIC PLUMBING	VARIOUS SITES - UNPLANNED PLUMBING MAINT	87.40
15/04/2021	$APINVCE	239436	MAJESTIC PLUMBING	VARIOUS SITES - UNPLANNED PLUMBING MAINT	254.87
15/04/2021	$APINVCE	239411	MAJESTIC PLUMBING	VARIOUS SITES - UNPLANNED PLUMBING MAINT	142.10
15/04/2021	$APINVCE	239270	MAJESTIC PLUMBING	VARIOUS SITES - UNPLANNED PLUMBING MAINT	171.12
15/04/2021	$APINVCE	239246	MAJESTIC PLUMBING	VARIOUS SITES - UNPLANNED PLUMBING MAINT	87.40
15/04/2021	$APINVCE	239245	MAJESTIC PLUMBING	VARIOUS SITES - UNPLANNED PLUMBING MAINT	432.19
15/04/2021	$APINVCE	239232	MAJESTIC PLUMBING	VARIOUS SITES - UNPLANNED PLUMBING MAINT	360.32
15/04/2021	$APINVCE	239154	MAJESTIC PLUMBING	VARIOUS SITES - UNPLANNED PLUMBING MAINT	232.87
Cheque/EFT FNumber 213861			**CLARK EQUIPMENT SALES PTY LTD**		**47.72**
15/04/2021	$APINVCE	08226254	CLARK EQUIPMENT SALES PTY LTD	2 x Replacement Side Mirrors for Park Mo	47.72
Cheque/EFT FNumber 213862			**ENVIROPATH PTY LTD T/ AS SPOT'S ALL SURFACE CLEANING**		**43,474.20**
15/04/2021	$APINVCE	2926	ENVIROPATH PTY LTD T/ AS SPOT'S ALL SURFACE CLE	Planned Car Park Degreasing for Nov 2020	25,202.10
15/04/2021	$APINVCE	2924	ENVIROPATH PTY LTD T/ AS SPOT'S ALL SURFACE CLE	High Pressure Cleaning to Shared Paths	18,272.10
Cheque/EFT FNumber 213863			**NS PROJECTS PTY LTD**		**15,669.50**
15/04/2021	$APINVCE	20-136:06	NS PROJECTS PTY LTD	Roe St Enhancement Temporary Project Man	15,669.50
Cheque/EFT FNumber 213864			**ATOM SUPPLY**		**229.52**
15/04/2021	$APINVCE	P2156312	ATOM SUPPLY	Stores Stock	229.52
Cheque/EFT FNumber 213865			**ACCESS BRICKPAVING CO**		**55,765.27**
15/04/2021	$APINVCE	00260327	ACCESS BRICKPAVING CO	Havelock St West side between Ord St and	19,865.89
15/04/2021	$APINVCE	00260328	ACCESS BRICKPAVING CO	Havelock St East side Between Ord St and	16,628.70
15/04/2021	$APINVCE	00260323	ACCESS BRICKPAVING CO	46-88 BROADWAY NEDLANDS UPLIFT AND RE-GR	11,059.29
15/04/2021	$APINVCE	00260322	ACCESS BRICKPAVING CO	1316 Hay St Lift and Relay Paving	4,702.50
15/04/2021	$APINVCE	00260324	ACCESS BRICKPAVING CO	369 Hay St Crossover Works	3,508.89
Cheque/EFT FNumber 213866			**SUNNY INDUSTRIAL BRUSHWARE**		**917.40**
15/04/2021	$APINVCE	00023180	SUNNY INDUSTRIAL BRUSHWARE	Annual Sweeper Brush Blanket Order for 3	917.40
Cheque/EFT FNumber 213867			**SOUTH EAST REGIONAL CENTRE FOR URBAN LANDCARE INC**		**2,255.00**
15/04/2021	$APINVCE	00003904	SOUTH EAST REGIONAL CENTRE FOR URBAN LANDCA	Weed control works Natural Areas - Narro	2,255.00
Cheque/EFT FNumber 213868			**EOS ELECTRICAL**		**20,036.09**
15/04/2021	$APINVCE	00014016	EOS ELECTRICAL	Electrical maintenance of street lights	1,269.86
15/04/2021	$APINVCE	00014571	EOS ELECTRICAL	Electrical maintenance of street lights	1,158.85
15/04/2021	$APINVCE	00014569	EOS ELECTRICAL	Electrical maintenance of street lights	341.55
15/04/2021	$APINVCE	00014508	EOS ELECTRICAL	Electrical maintenance of street lights	241.45
15/04/2021	$APINVCE	00013593	EOS ELECTRICAL	Christmas decorations - 2020 Install of	7,206.63
15/04/2021	$APINVCE	00014476	EOS ELECTRICAL	Electrical maintenance of street lights	751.30
15/04/2021	$APINVCE	00014477	EOS ELECTRICAL	Electrical maintenance of street lights	780.45
15/04/2021	$APINVCE	00014478	EOS ELECTRICAL	Electrical maintenance of street lights	684.75
15/04/2021	$APINVCE	00014388	EOS ELECTRICAL	Electrical maintenance of street lights	100.65
15/04/2021	$APINVCE	00013535	EOS ELECTRICAL	Electrical maintenance of street lights	184.20
15/04/2021	$APINVCE	00014574	EOS ELECTRICAL	Electrical maintenance of street lights	144.10
15/04/2021	$APINVCE	00014568	EOS ELECTRICAL	Electrical maintenance of street lights	285.45
15/04/2021	$APINVCE	00014509	EOS ELECTRICAL	Electrical maintenance of street lights	348.26
15/04/2021	$APINVCE	00014505	EOS ELECTRICAL	Electrical maintenance of street lights	270.60
15/04/2021	$APINVCE	00014557	EOS ELECTRICAL	Electrical maintenance of street lights	405.90
15/04/2021	$APINVCE	00014598	EOS ELECTRICAL	Banner installation and removal costs	791.56
15/04/2021	$APINVCE	00014575	EOS ELECTRICAL	Banner installation and removal costs	5,070.53
Cheque/EFT FNumber 213869			**DRAINFLOW SERVICES PTY LTD**		**1,592.44**
15/04/2021	$APINVCE	00006984	DRAINFLOW SERVICES PTY LTD	FORREST PLACE LOADING DOCK - GULLY PIT A	1,592.44
Cheque/EFT FNumber 213870			**JAMES BENNETT PTY LTD**		**1,742.21**
15/04/2021	$APINVCE	4737876	JAMES BENNETT PTY LTD	Assorted E-Books - PER AXS	899.34
15/04/2021	$APINVCE	4744991	JAMES BENNETT PTY LTD	Assorted E-Books - PER AXS	54.98
15/04/2021	$APINVCE	4737584	JAMES BENNETT PTY LTD	Library Stock purchases of assorted Book	35.09
15/04/2021	$APINVCE	P0426710	JAMES BENNETT PTY LTD	Library Stock purchases of assorted Book	128.15
15/04/2021	$APINVCE	PS0426711	JAMES BENNETT PTY LTD	Library Stock purchases of assorted Book	30.11
15/04/2021	$APINVCE	4744954	JAMES BENNETT PTY LTD	Library Stock purchases of assorted Book	66.61
15/04/2021	$APINVCE	4744955	JAMES BENNETT PTY LTD	Library Stock purchases of assorted Book	177.15
15/04/2021	$APINVCE	4744952	JAMES BENNETT PTY LTD	Library Stock purchases of assorted Book	260.45
15/04/2021	$APINVCE	4744953	JAMES BENNETT PTY LTD	Library Stock purchases of assorted Book	90.33
Cheque/EFT FNumber 213871			**GILMOUR & JOOSTE ELECTRICAL**		**24,087.52**
15/04/2021	$APINVCE	INV-12685	GILMOUR & JOOSTE ELECTRICAL	Electrical maintenance for street lighti	2,693.40
15/04/2021	$APINVCE	INV-12057	GILMOUR & JOOSTE ELECTRICAL	Electrical maintenance for street lighti	3,269.83
15/04/2021	$APINVCE	INV-12956	GILMOUR & JOOSTE ELECTRICAL	Electrical maintenance for street lighti	82.50
15/04/2021	$APINVCE	INV-11820	GILMOUR & JOOSTE ELECTRICAL	Electrical maintenance for street lighti	4,464.35
15/04/2021	$APINVCE	INV-12951	GILMOUR & JOOSTE ELECTRICAL	VARIOUS SITES - UNPLANNED ELECTRICAL MAI	192.50
15/04/2021	$APINVCE	INV-12954	GILMOUR & JOOSTE ELECTRICAL	VARIOUS SITES - UNPLANNED ELECTRICAL MAI	432.81
15/04/2021	$APINVCE	INV-12957	GILMOUR & JOOSTE ELECTRICAL	VARIOUS SITES - UNPLANNED ELECTRICAL MAI	245.18
15/04/2021	$APINVCE	INV-12986	GILMOUR & JOOSTE ELECTRICAL	Electrical maintenance for street lighti	180.81

City of Perth

Schedule of Accounts Paid - Municipal Fund

For the Period: 01/04/2021-30/04/2021

Payment Date	Document Type	Invoice Number	Payee	Payment Details	Payment Amount
15/04/2021	$APINVCE	INV-12985	GILMOUR & JOOSTE ELECTRICAL	Electrical maintenance for street lighti	378.81
15/04/2021	$APINVCE	INV-12984	GILMOUR & JOOSTE ELECTRICAL	Electrical maintenance for street lighti	378.81
15/04/2021	$APINVCE	INV-12983	GILMOUR & JOOSTE ELECTRICAL	Electrical maintenance for street lighti	439.31
15/04/2021	$APINVCE	INV-12950	GILMOUR & JOOSTE ELECTRICAL	Electrical maintenance for street lighti	546.15
15/04/2021	$APINVCE	INV-11973	GILMOUR & JOOSTE ELECTRICAL	Electrical maintenance for street lighti	160.33
15/04/2021	$APINVCE	INV-11853	GILMOUR & JOOSTE ELECTRICAL	Electrical maintenance for street lighti	110.00
15/04/2021	$APINVCE	INV-13036	GILMOUR & JOOSTE ELECTRICAL	Electrical maintenance for street lighti	550.00
15/04/2021	$APINVCE	INV-13035	GILMOUR & JOOSTE ELECTRICAL	Electrical maintenance for street lighti	167.96
15/04/2021	$APINVCE	INV-13034	GILMOUR & JOOSTE ELECTRICAL	Electrical maintenance for street lighti	138.08
15/04/2021	$APINVCE	INV-13033	GILMOUR & JOOSTE ELECTRICAL	Electrical maintenance for street lighti	61.05
15/04/2021	$APINVCE	INV-13031	GILMOUR & JOOSTE ELECTRICAL	Electrical maintenance for street lighti	232.39
15/04/2021	$APINVCE	INV-12996	GILMOUR & JOOSTE ELECTRICAL	Electrical maintenance for street lighti	663.58
15/04/2021	$APINVCE	INV-12995	GILMOUR & JOOSTE ELECTRICAL	Electrical maintenance for street lighti	110.00
15/04/2021	$APINVCE	INV-12832	GILMOUR & JOOSTE ELECTRICAL	Electrical maintenance for street lighti	434.15
15/04/2021	$APINVCE	INV-12858	GILMOUR & JOOSTE ELECTRICAL	Electrical maintenance for street lighti	203.99
15/04/2021	$APINVCE	INV-12994	GILMOUR & JOOSTE ELECTRICAL	Electrical maintenance for street lighti	55.00
15/04/2021	$APINVCE	INV-12993	GILMOUR & JOOSTE ELECTRICAL	Electrical maintenance for street lighti	55.00
15/04/2021	$APINVCE	INV-12991	GILMOUR & JOOSTE ELECTRICAL	Electrical maintenance for street lighti	167.96
15/04/2021	$APINVCE	INV-12990	GILMOUR & JOOSTE ELECTRICAL	Electrical maintenance for street lighti	188.11
15/04/2021	$APINVCE	INV-12988	GILMOUR & JOOSTE ELECTRICAL	Electrical maintenance for street lighti	526.96
15/04/2021	$APINVCE	INV-12987	GILMOUR & JOOSTE ELECTRICAL	Electrical maintenance for street lighti	180.81
15/04/2021	$APINVCE	INV-12835	GILMOUR & JOOSTE ELECTRICAL	Electrical maintenance for street lighti	494.65
15/04/2021	$APINVCE	INV-12860	GILMOUR & JOOSTE ELECTRICAL	Electrical maintenance for street lighti	61.05
15/04/2021	$APINVCE	INV-12859	GILMOUR & JOOSTE ELECTRICAL	Electrical maintenance for street lighti	61.05
15/04/2021	$APINVCE	INV-12834	GILMOUR & JOOSTE ELECTRICAL	Electrical maintenance for street lighti	434.15
15/04/2021	$APINVCE	INV-12833	GILMOUR & JOOSTE ELECTRICAL	Electrical maintenance for street lighti	434.15
15/04/2021	$APINVCE	INV-12857	GILMOUR & JOOSTE ELECTRICAL	Electrical maintenance for street lighti	200.96
15/04/2021	$APINVCE	INV-12843	GILMOUR & JOOSTE ELECTRICAL	Electrical maintenance for street lighti	55.00
15/04/2021	$APINVCE	INV-12842	GILMOUR & JOOSTE ELECTRICAL	Electrical maintenance for street lighti	55.00
15/04/2021	$APINVCE	INV-12841	GILMOUR & JOOSTE ELECTRICAL	Electrical maintenance for street lighti	330.00
15/04/2021	$APINVCE	INV-12840	GILMOUR & JOOSTE ELECTRICAL	Electrical maintenance for street lighti	330.00
15/04/2021	$APINVCE	INV-12839	GILMOUR & JOOSTE ELECTRICAL	Electrical maintenance for street lighti	366.58
15/04/2021	$APINVCE	INV-12838	GILMOUR & JOOSTE ELECTRICAL	Electrical maintenance for street lighti	110.00
15/04/2021	$APINVCE	INV-12837	GILMOUR & JOOSTE ELECTRICAL	Electrical maintenance for street lighti	434.15
15/04/2021	$APINVCE	INV-12948	GILMOUR & JOOSTE ELECTRICAL	Electrical maintenance for street lighti	451.77
15/04/2021	$APINVCE	INV-12992	GILMOUR & JOOSTE ELECTRICAL	VARIOUS SITES - UNPLANNED ELECTRICAL MAI	1,293.22
15/04/2021	$APINVCE	INV-12946	GILMOUR & JOOSTE ELECTRICAL	Electrical maintenance for street lighti	167.96
15/04/2021	$APINVCE	INV-12953	GILMOUR & JOOSTE ELECTRICAL	VARIOUS SITES - UNPLANNED ELECTRICAL MAI	160.48
15/04/2021	$APINVCE	INV-12861	GILMOUR & JOOSTE ELECTRICAL	Electrical maintenance for street lighti	61.05
15/04/2021	$APINVCE	INV-12952	GILMOUR & JOOSTE ELECTRICAL	VARIOUS SITES - UNPLANNED ELECTRICAL MAI	402.26
15/04/2021	$APINVCE	INV-12989	GILMOUR & JOOSTE ELECTRICAL	VARIOUS SITES - UNPLANNED ELECTRICAL MAI	809.22
15/04/2021	$APINVCE	INV-12955	GILMOUR & JOOSTE ELECTRICAL	VARIOUS SITES - UNPLANNED ELECTRICAL MAI	64.99
Cheque/EFT FNumber 213872			**IMPERIAL GLASS**		**13,792.41**
15/04/2021	$APINVCE	00201718	IMPERIAL GLASS	Replacing the rubber seals on windows fo	13,792.41
Cheque/EFT FNumber 213873			**Vivid Publishing Ptd Ltd t/as Artisan Music**		**0.00**
23/04/2021	$CANCHQ	213873	Vivid Publishing Ptd Ltd t/as Artisan Music		130.00
23/04/2021	$FTP	213873	Vivid Publishing Ptd Ltd t/as Artisan Music		-130.00
Cheque/EFT FNumber 213874			**ALANA HALL**		**4,097.45**
15/04/2021	$APINVCE	46A	ALANA HALL	Podiatrist	4,097.45
Cheque/EFT FNumber 213875			**TECHNICAL SERVICES GROUP**		**2,689.94**
15/04/2021	$APINVCE	INV-00002059	TECHNICAL SERVICES GROUP	Hay St/Irwin St intersection - WiFi supp	2,689.94
Cheque/EFT FNumber 213876			**DAIMLER TRUCKS PERTH**		**1,277.05**
15/04/2021	$APINVCE	6217303D	DAIMLER TRUCKS PERTH	Break Treadle Valve for large Mercedes R	1,013.73
15/04/2021	$APINVCE	6218721D	DAIMLER TRUCKS PERTH	Replacement Indicator Light for Mercedes	263.32
Cheque/EFT FNumber 213877			**LIGHTNING BRICK PAVERS PTY LTD**		**38,171.76**
15/04/2021	$APINVCE	3566	LIGHTNING BRICK PAVERS PTY LTD	Corner James St and Lake St Repairs Repl	38,171.76
Cheque/EFT FNumber 213878			**IMAGE SOURCE DIGITAL SOLUTIONS**		**3,534.30**
15/04/2021	$APINVCE	456569	IMAGE SOURCE DIGITAL SOLUTIONS	Autumn School Holiday Event- Floor Decal	2,557.50
15/04/2021	$APINVCE	456585	IMAGE SOURCE DIGITAL SOLUTIONS	Signage for Sidewalk Sounds performer pr	108.90
15/04/2021	$APINVCE	456560	IMAGE SOURCE DIGITAL SOLUTIONS	Autumn School Holiday Event- Signage	635.80
15/04/2021	$APINVCE	456565	IMAGE SOURCE DIGITAL SOLUTIONS	PCI compliance stickers for hard drive d	232.10
Cheque/EFT FNumber 213879			**MESSAGENET PTY LTD**		**288.11**
15/04/2021	$APINVCE	1207466	MESSAGENET PTY LTD	Order for Monthly Messagenet Billing for	288.11
Cheque/EFT FNumber 213880			**WINDCAVE PTY LTD T/AS PAYMENT EXPRESS AUSTRALIA PTY LTD**		**96.91**
15/04/2021	$APINVCE	1685584	WINDCAVE PTY LTD T/AS PAYMENT EXPRESS AUSTR/	Monthly Service Fee for EFTPOS Machine a	96.91
Cheque/EFT FNumber 213881			**JAPANESE TRUCK & BUS SPARES PTY LTD**		**208.40**
15/04/2021	$APINVCE	400303	JAPANESE TRUCK & BUS SPARES PTY LTD	Replacement Lockable Fuel Cap for Parks	208.40
Cheque/EFT FNumber 213882			**LIGHTSPEED COMMUNICATIONS AUSTRALIA PTY LTD t/as LIGHTSPEED**		**8,159.87**
15/04/2021	$APINVCE	87244	LIGHTSPEED COMMUNICATIONS AUSTRALIA PTY LTD	Please approve communications and data r	8,159.87
Cheque/EFT FNumber 213883			**LINFOX ARMAGUARD PTY LTD T/AS ARMAGUARD**		**368.90**

City of Perth

Schedule of Accounts Paid - Municipal Fund

For the Period: 01/04/2021-30/04/2021

Payment Date	Document Type	Invoice Number	Payee	Payment Details	Payment Amount
15/04/2021	$APINVCE	06653332	LINFOX ARMAGUARD PTY LTD T/AS ARMAGUARD	Coin and Cheques Collection for Finance	368.90
Cheque/EFT FNumber 213884			**ARTRAGE**		**82,500.00**
15/04/2021	$APINVCE	000524	ARTRAGE	Strategic Winter Partnership 2021 - Year	82,500.00
Cheque/EFT FNumber 213885			**GAVIN CHARLES BURGESS**		**360.80**
15/04/2021	$APINVCE	90	GAVIN CHARLES BURGESS	Battery, Fluro, printer cartridge and mo	360.80
Cheque/EFT FNumber 213886			**DATALINE VISUAL LINK PTY LTD**		**11,881.75**
15/04/2021	$APCREDT	53609C	DATALINE VISUAL LINK PTY LTD	Invoice 53609	-270.88
15/04/2021	$APINVCE	53716	DATALINE VISUAL LINK PTY LTD	Car Park Camera Replacements Capital Wor	2,310.00
15/04/2021	$APINVCE	53687	DATALINE VISUAL LINK PTY LTD	Contract 100385	2,242.19
15/04/2021	$APINVCE	53701	DATALINE VISUAL LINK PTY LTD	Contract 100385	602.25
15/04/2021	$APINVCE	53688	DATALINE VISUAL LINK PTY LTD	Contract 100385	1,173.70
15/04/2021	$APINVCE	53685	DATALINE VISUAL LINK PTY LTD	Contract 100385	2,810.50
15/04/2021	$APINVCE	53686	DATALINE VISUAL LINK PTY LTD	Contract 100385	460.63
15/04/2021	$APINVCE	53692	DATALINE VISUAL LINK PTY LTD	Contract 100385	270.88
15/04/2021	$APINVCE	53690	DATALINE VISUAL LINK PTY LTD	Contract 100385	346.50
15/04/2021	$APINVCE	53691	DATALINE VISUAL LINK PTY LTD	Contract 100385	413.19
15/04/2021	$APINVCE	53689	DATALINE VISUAL LINK PTY LTD	Contract 100385	943.25
15/04/2021	$APINVCE	53439	DATALINE VISUAL LINK PTY LTD	Christmas Decorations 2020 - Lower camer	579.54
Cheque/EFT FNumber 213887			**AUSTRALIAN SUPER**		**201,957.91**
15/04/2021	$HRPAYJNL	F 9/04/2021	AUSTRALIAN SUPER	5% Council Matched Company Contribution	34,576.59
15/04/2021	$HRPAYJNL	F 9/04/2021	AUSTRALIAN SUPER	CC Scheme Employee Contribution - PostTa	4,673.71
15/04/2021	$HRPAYJNL	F 9/04/2021	AUSTRALIAN SUPER	CC Scheme Employee Contribution - PreTax	27,044.13
15/04/2021	$HRPAYJNL	F 9/04/2021	AUSTRALIAN SUPER	Employee Contribution - Post Tax ($)	239.00
15/04/2021	$HRPAYJNL	F 9/04/2021	AUSTRALIAN SUPER	Employee Contribution - Post Tax (%)	218.24
15/04/2021	$HRPAYJNL	F 9/04/2021	AUSTRALIAN SUPER	Employee Contribution - PreTax ($)	360.92
15/04/2021	$HRPAYJNL	F 9/04/2021	AUSTRALIAN SUPER	Employee Contribution - PreTax (%)	5,270.09
15/04/2021	$HRPAYJNL	F 9/04/2021	AUSTRALIAN SUPER	SGC Compulsory - Employer	129,575.23
Cheque/EFT FNumber 213888			**ELECTRICITY GENERATION AND RETAIL CORPORATION**		**1,348.25**
15/04/2021	$APINVCE	2037203571	ELECTRICITY GENERATION AND RETAIL CORPORATIO	13 King St Perth	170.92
15/04/2021	$APINVCE	20181203928	ELECTRICITY GENERATION AND RETAIL CORPORATIO	986 Welling St West Perth	222.56
15/04/2021	$APINVCE	2097188352	ELECTRICITY GENERATION AND RETAIL CORPORATIO	Electricity - 16 Mount St Perth	370.05
15/04/2021	$APINVCE	2061131768	ELECTRICITY GENERATION AND RETAIL CORPORATIO	UA 44 LAKE ST NORTHBRIDGE	113.66
15/04/2021	$APINVCE	2061131769	ELECTRICITY GENERATION AND RETAIL CORPORATIO	UA 44 LAKE ST NBDG	77.90
15/04/2021	$APINVCE	2025208423	ELECTRICITY GENERATION AND RETAIL CORPORATIO	Lot 10 Arthur St, West Perth	285.14
15/04/2021	$APINVCE	2041202716	ELECTRICITY GENERATION AND RETAIL CORPORATIO	Sutherland St West Perth	108.02
Cheque/EFT FNumber 213889			**BLACKWOODS ATKINS**		**6,104.11**
15/04/2021	$APINVCE	PE2005ZM	BLACKWOODS ATKINS	Stores Stock	1,831.50
15/04/2021	$APINVCE	PE2424ZJ	BLACKWOODS ATKINS	1 pallet of Spillfix Floorsweep (to be u	1,427.18
15/04/2021	$APINVCE	PE7510ZN	BLACKWOODS ATKINS	Stores Stock	910.80
15/04/2021	$APINVCE	PE5796ZN	BLACKWOODS ATKINS	Stores Stock	33.83
15/04/2021	$APINVCE	PE0620ZL	BLACKWOODS ATKINS	Stores Stock	1,900.80
Cheque/EFT FNumber 213890			**E.P. DRAFFIN MANUFACTURING PTY LTD**		**3,279.65**
15/04/2021	$APINVCE	22991	E.P. DRAFFIN MANUFACTURING PTY LTD	Dog Bag Dispenser - Supply and Delivery	262.35
15/04/2021	$APINVCE	22990	E.P. DRAFFIN MANUFACTURING PTY LTD	Prototype Tree Guard	1,389.30
15/04/2021	$APINVCE	23174	E.P. DRAFFIN MANUFACTURING PTY LTD	Hostile Vehicle Mitigation : Supply of F	1,628.00
Cheque/EFT FNumber 213891			**MOW MASTER TURF EQUIPMENT**		**206.00**
15/04/2021	$APINVCE	00061392	MOW MASTER TURF EQUIPMENT	Reset and Sharpen of Rollers for Parks C	206.00
Cheque/EFT FNumber 213892			**Blue Force Pty Ltd**		**16,179.88**
15/04/2021	$APINVCE	123518	Blue Force Pty Ltd	Security for SNS 160 Hay Street Perth pr	16,179.88
Cheque/EFT FNumber 213893			**WSP AUSTRALIA PTY LTD**		**14,230.98**
15/04/2021	$APINVCE	64083574	WSP AUSTRALIA PTY LTD	Thomas St Shared Path Concept Design awa	14,230.98
Cheque/EFT FNumber 213894			**MULTI FIX WA**		**213.52**
15/04/2021	$APINVCE	S781952	MULTI FIX WA	S/S Rivets and Set Screw for CCTV Traile	199.53
15/04/2021	$APINVCE	S781672	MULTI FIX WA	Supply of: 100 x washers m12 galv	13.99
Cheque/EFT FNumber 213895			**C BAILEY & M BAILEY**		**1,127.50**
15/04/2021	$APINVCE	PTH 1030	C BAILEY & M BAILEY	HSM Picnic Table Maintenance	1,127.50
Cheque/EFT FNumber 213896			**ALLPEST WA**		**891.00**
15/04/2021	$APINVCE	6289645	ALLPEST WA	Spider Treatment Claisebrook Tunnels x 2	297.00
15/04/2021	$APINVCE	6280843	ALLPEST WA	Termite treatment. 168 Broadway. 6 x tre	594.00
Cheque/EFT FNumber 213897			**REVELATION PERTH INTERNATIONAL FILM FESTIVAL INC**		**13,750.00**
15/04/2021	$APINVCE	210209COPXR	REVELATION PERTH INTERNATIONAL FILM FESTIVAL I	Bus Key Sector Development Sponsorship -	13,750.00
Cheque/EFT FNumber 213898			**DORMAKABA AUSTRALIA PTY LTD**		**547.80**
15/04/2021	$APINVCE	35WA844603	DORMAKABA AUSTRALIA PTY LTD	Unplanned Autodoor Maintenance for Vario	251.90
15/04/2021	$APINVCE	35WA847451	DORMAKABA AUSTRALIA PTY LTD	For Auto door reactive call out made on	295.90
Cheque/EFT FNumber 213899			**BROWNES FOODS OPERATIONS PTY LTD**		**98.56**
15/04/2021	$APINVCE	15905414	BROWNES FOODS OPERATIONS PTY LTD	Depot Weekly Milk Delivery 1 July 2020 -	98.56
Cheque/EFT FNumber 213900			**AUSTRALIAN INSTITUTE OF MANAGEMENT**		**1,304.60**
15/04/2021	$APINVCE	7128319	AUSTRALIAN INSTITUTE OF MANAGEMENT	Lauren Hancock team coaching - ACH Team	336.60
15/04/2021	$APINVCE	7128372	AUSTRALIAN INSTITUTE OF MANAGEMENT	New Supervisor: INGRAM, Lisa (21-22 Apri	968.00
Cheque/EFT FNumber 213901			**ICONIC PROPERTY SERVICES**		**9,203.37**

City of Perth

Schedule of Accounts Paid - Municipal Fund

For the Period: 01/04/2021-30/04/2021

Payment Date	Document Type	Invoice Number	Payee	Payment Details	Payment Amount
15/04/2021	$APINVCE	PSI013966	ICONIC PROPERTY SERVICES	VARIOUS BUILDINGS - AD HOC CLEANING SERV	2,475.00
15/04/2021	$APINVCE	PSI013899	ICONIC PROPERTY SERVICES	BATHROOM CONSUMABLES VARIOUS SITES	636.86
15/04/2021	$APINVCE	PSI013929	ICONIC PROPERTY SERVICES	COUNCIL HOUSE - ADDITIONAL CLEANER	6,091.51
Cheque/EFT FNumber 213902			**CSE CROSSCOM PTY LTD**		**2,145.00**
15/04/2021	$APINVCE	431652	CSE CROSSCOM PTY LTD	CSE Crosscom monthly network fees. Perth	55.00
15/04/2021	$APINVCE	431651	CSE CROSSCOM PTY LTD	two way radio monthly fee for Citiplace	27.50
15/04/2021	$APINVCE	431650	CSE CROSSCOM PTY LTD	Two-way Radio - Air time for 20/21 finan	2,062.50
Cheque/EFT FNumber 213903			**WOMA(AUSTRALIA)PTY LTD**		**1,944.22**
15/04/2021	$APINVCE	90876	WOMA(AUSTRALIA)PTY LTD	Inspection of Gully Suction Fault / Repl	1,944.22
Cheque/EFT FNumber 213904			**AUSTRALIAN SERVICES UNION**		**438.30**
15/04/2021	$HRPAYJNL	F 9/04/2021	AUSTRALIAN SERVICES UNION	Australian Services Union	412.40
15/04/2021	$HRPAYJNL	EF 9/04/2021	AUSTRALIAN SERVICES UNION	Australian Services Union	25.90
Cheque/EFT FNumber 213905			**MARK REISINGER T/AS MFR AUTOELECTRICS**		**2,325.34**
15/04/2021	$APINVCE	2141	MARK REISINGER T/AS MFR AUTOELECTRICS	Call Out To Rectify Faults in Road Sweep	167.40
15/04/2021	$APINVCE	2140	MARK REISINGER T/AS MFR AUTOELECTRICS	Call Out To Rectify Faults in Road Sweep	100.60
15/04/2021	$APINVCE	2133	MARK REISINGER T/AS MFR AUTOELECTRICS	Call Out To Rectify Faults in Rubbish Tr	166.83
15/04/2021	$APINVCE	2132	MARK REISINGER T/AS MFR AUTOELECTRICS	Call Out To Rectify Faults in Rubbish Tr	513.98
15/04/2021	$APINVCE	2131	MARK REISINGER T/AS MFR AUTOELECTRICS	Call Out To Rectify Faults in Rubbish Tr	557.71
15/04/2021	$APINVCE	2126	MARK REISINGER T/AS MFR AUTOELECTRICS	Call Out To Rectify Faults in Rubbish Tr	818.82
Cheque/EFT FNumber 213906			**THE BRAND AGENCY**		**10,169.50**
15/04/2021	$APINVCE	247985	THE BRAND AGENCY	Web Dev Q1	10,169.50
Cheque/EFT FNumber 213907			**WRC MECHANICAL WA**		**330.00**
15/04/2021	$APINVCE	4261	WRC MECHANICAL WA	Wheel Alignment for Small Street Sweeper	330.00
Cheque/EFT FNumber 213908			**ELEMENT ADVISORY PTY LTD T/AS THE PLANNING GROUP WA PTY LTD**		**24,997.50**
15/04/2021	$APINVCE	53114	ELEMENT ADVISORY PTY LTD T/AS THE PLANNING GR	Cultural Collections service review - ad	5,747.50
15/04/2021	$APINVCE	53079	ELEMENT ADVISORY PTY LTD T/AS THE PLANNING GR	Cultural Collections service review	19,250.00
Cheque/EFT FNumber 213909			**TCE Services Ptd Ltd T/AS Training Course Experts**		**1,820.00**
15/04/2021	$APINVCE	X117897	TCE Services Ptd Ltd T/AS Training Course Experts	Confined Space Training - 5 x Irrigation	1,100.00
15/04/2021	$APINVCE	X117815	TCE Services Ptd Ltd T/AS Training Course Experts	Forklift Course (April 2021) x3 for CLEM	360.00
15/04/2021	$APINVCE	X117921	TCE Services Ptd Ltd T/AS Training Course Experts	Forklift Licence: BEANEY, Mark (19 April	360.00
Cheque/EFT FNumber 213910			**ROWSON'S PLUMBING SERVICES PTY LTD**		**2,169.68**
15/04/2021	$APINVCE	818526	ROWSON'S PLUMBING SERVICES PTY LTD	VARIOUS SITES - UNPLANNED PLUMBING MAINT	917.04
15/04/2021	$APINVCE	819385	ROWSON'S PLUMBING SERVICES PTY LTD	Russell Sq attend site investigate drink	766.47
15/04/2021	$APINVCE	819163	ROWSON'S PLUMBING SERVICES PTY LTD	Supply contract works: Repair of bubbler	188.22
15/04/2021	$APINVCE	819164	ROWSON'S PLUMBING SERVICES PTY LTD	Supply of contracts works: Bubbler repai	297.95
Cheque/EFT FNumber 213911			**ROADS CORPORATION T/AS VICROADS**		**117.00**
15/04/2021	$APINVCE	00711092	ROADS CORPORATION T/AS VICROADS	Vehicle Registration Searches (Victoria)	117.00
Cheque/EFT FNumber 213912			**ALLMAKES PTY LTD T/AS BRANDWORX AUSTRALIA**		**3,166.85**
15/04/2021	$APINVCE	731995	ALLMAKES PTY LTD T/AS BRANDWORX AUSTRALIA	AA Uniforms	50.95
15/04/2021	$APINVCE	732023	ALLMAKES PTY LTD T/AS BRANDWORX AUSTRALIA	Uniform for rangers 2020/21	85.50
15/04/2021	$APINVCE	732022	ALLMAKES PTY LTD T/AS BRANDWORX AUSTRALIA	Uniform for rangers 2020/21	199.01
15/04/2021	$APINVCE	731993	ALLMAKES PTY LTD T/AS BRANDWORX AUSTRALIA	AA Uniforms	50.95
15/04/2021	$APINVCE	731988	ALLMAKES PTY LTD T/AS BRANDWORX AUSTRALIA	Uniform for rangers 2020/21	152.59
15/04/2021	$APINVCE	731990	ALLMAKES PTY LTD T/AS BRANDWORX AUSTRALIA	Uniform for rangers 2020/21	155.90
15/04/2021	$APINVCE	731992	ALLMAKES PTY LTD T/AS BRANDWORX AUSTRALIA	AA Uniforms	50.95
15/04/2021	$APINVCE	731989	ALLMAKES PTY LTD T/AS BRANDWORX AUSTRALIA	Surveillance uniform 2020/21	127.38
15/04/2021	$APINVCE	731987	ALLMAKES PTY LTD T/AS BRANDWORX AUSTRALIA	Uniform for rangers 2020/21	152.59
15/04/2021	$APINVCE	734818	ALLMAKES PTY LTD T/AS BRANDWORX AUSTRALIA	Uniform for Tech Services apprentices	820.52
15/04/2021	$APINVCE	734819	ALLMAKES PTY LTD T/AS BRANDWORX AUSTRALIA	Uniform for Tech Services apprentices	820.52
15/04/2021	$APINVCE	734904	ALLMAKES PTY LTD T/AS BRANDWORX AUSTRALIA	Uniforms for 41 Staff at Library	300.98
15/04/2021	$APINVCE	734817	ALLMAKES PTY LTD T/AS BRANDWORX AUSTRALIA	Brandworkx 20/21	199.01
Cheque/EFT FNumber 213913			**THE GROOTE FAMILY TRUST**		**21,837.75**
15/04/2021	$APINVCE	1821	THE GROOTE FAMILY TRUST	2021 March Residential Waste and Recycli	21,837.75
Cheque/EFT FNumber 213914			**SUBARU & VW OSBORNE PARK**		**512.27**
15/04/2021	$APINVCE	VKCKV328533	SUBARU & VW OSBORNE PARK	New Replacement Drivers Key For VW Trans	100.00
15/04/2021	$APINVCE	76510V	SUBARU & VW OSBORNE PARK	New Replacement Drivers Key For VW Trans	412.27
Cheque/EFT FNumber 213915			**TALIS CONSULTANTS PTY LTD ATF THE TALIS TRUST**		**6,616.50**
15/04/2021	$APINVCE	22422	TALIS CONSULTANTS PTY LTD ATF THE TALIS TRUST	Traffic Modelling and Detailed Engineeri	6,616.50
Cheque/EFT FNumber 213916			**CATALYSE PTY LTD**		**17,160.00**
15/04/2021	$APINVCE	INV-1142	CATALYSE PTY LTD	MARKYT® Community Scorecard 2020 Project	17,160.00
Cheque/EFT FNumber 213917			**DDLS AUSTRALIA PTY LTD**		**2,739.00**
15/04/2021	$APINVCE	DDLS0000082	DDLS AUSTRALIA PTY LTD	TOGAF 9 Level 1 & 2 Enel Farias	2,739.00
Cheque/EFT FNumber 213918			**CLARE THERESA RYAN**		**200.00**
15/04/2021	$APINVCE	98	CLARE THERESA RYAN	Retail Blog Series - 12 monthly blogs	200.00
Cheque/EFT FNumber 213919			**WINC AUSTRALIA PTY PTD**		**523.84**
15/04/2021	$APINVCE	9035472209	WINC AUSTRALIA PTY PTD	Stationery supplies - CEO Alliance	66.54
15/04/2021	$APCREDT	9035204048	WINC AUSTRALIA PTY PTD	Invoice 903497801	-8.98
15/04/2021	$APCREDT	9034827439	WINC AUSTRALIA PTY PTD	Invoice 9034085248	-18.99
15/04/2021	$APINVCE	9035268374	WINC AUSTRALIA PTY PTD	Citywatch stationary	163.11
15/04/2021	$APINVCE	9035631188	WINC AUSTRALIA PTY PTD	Catering Supplies and Beverages for Citi	81.53

City of Perth

Schedule of Accounts Paid - Municipal Fund

For the Period: 01/04/2021-30/04/2021

Payment Date	Document Type	Invoice Number	Payee	Payment Details	Payment Amount
15/04/2021	$APINVCE	9035555465	WINC AUSTRALIA PTY PTD	Depot Catering, Cleaning & Stationery Su	58.33
15/04/2021	$APINVCE	9035579768	WINC AUSTRALIA PTY PTD	Stationery & Kitchen Supplier Lvl 7	15.88
15/04/2021	$APINVCE	9035580349	WINC AUSTRALIA PTY PTD	Stationary Items - HR Unit - Level 7	65.01
15/04/2021	$APINVCE	9035562155	WINC AUSTRALIA PTY PTD	Depot Catering, Cleaning & Stationery Su	9.54
15/04/2021	$APINVCE	9035577602	WINC AUSTRALIA PTY PTD	Catering Supplies and Beverages for Comm	85.54
15/04/2021	$APINVCE	9035577589	WINC AUSTRALIA PTY PTD	Depot Catering, Cleaning & Stationery Su	6.33
Cheque/EFT FNumber 213920			**FOOD TECHNOLOGY SERVICES PTY LTD**		**22,416.09**
15/04/2021	$APINVCE	00004677	FOOD TECHNOLOGY SERVICES PTY LTD	Environmental Health inspections for Feb	22,416.09
Cheque/EFT FNumber 213921			**ACE SECURITY AND EVENTS SERVICES**		**10,507.00**
15/04/2021	$APINVCE	00007157	ACE SECURITY AND EVENTS SERVICES	Security for Library during opening hour	9,527.12
15/04/2021	$APINVCE	00007187	ACE SECURITY AND EVENTS SERVICES	Security for Town Hall events - Ordered	979.88
Cheque/EFT FNumber 213922			**A.D COOTE & CO. (SHEETMETAL)PTY LTD**		**52,434.91**
15/04/2021	$APINVCE	116439	A.D COOTE & CO. (SHEETMETAL)PTY LTD	UA156DF Rev A Quote	25,242.03
15/04/2021	$APINVCE	116438	A.D COOTE & CO. (SHEETMETAL)PTY LTD	UA165DF	25,957.03
15/04/2021	$APINVCE	117304	A.D COOTE & CO. (SHEETMETAL)PTY LTD	Camera Pole items - Murray Street	1,235.85
Cheque/EFT FNumber 213923			**JB & SB BISHOP PTY LTD T/AS WEST COAST FM GROUP**		**25,633.74**
15/04/2021	$APINVCE	3486	JB & SB BISHOP PTY LTD T/AS WEST COAST FM GROU	Thelma Street - Half Court - Minor Urban	25,633.74
Cheque/EFT FNumber 213924			**ESSENTIAL FIRE SERVICES PTY LTD**		**4,804.82**
15/04/2021	$APINVCE	75833SM	ESSENTIAL FIRE SERVICES PTY LTD	FIGURES ARE AN ESTIMATE ONLY, BASED ON A	236.50
15/04/2021	$APINVCE	76419SM	ESSENTIAL FIRE SERVICES PTY LTD	FIGURES ARE AN ESTIMATE ONLY, BASED ON A	2,162.62
15/04/2021	$APINVCE	76574SM	ESSENTIAL FIRE SERVICES PTY LTD	FIGURES ARE AN ESTIMATE ONLY, BASED ON A	904.20
15/04/2021	$APINVCE	76735SM	ESSENTIAL FIRE SERVICES PTY LTD	FIGURES ARE AN ESTIMATE ONLY, BASED ON A	726.00
15/04/2021	$APINVCE	74521SM	ESSENTIAL FIRE SERVICES PTY LTD	FIGURES ARE AN ESTIMATE ONLY, BASED ON A	775.50
Cheque/EFT FNumber 213925			**TALENT INTERNATIONAL PTY LTD(WA)**		**3,184.91**
15/04/2021	$APINVCE	785908	TALENT INTERNATIONAL PTY LTD(WA)	6 Week Recruitment Admin Agency - Talent	1,293.60
15/04/2021	$APINVCE	799694	TALENT INTERNATIONAL PTY LTD(WA)	Natalie Laffin - Relief Applicatio Off	1,891.31
Cheque/EFT FNumber 213926			**BEN TAYLOR**		**2,000.00**
15/04/2021	$APINVCE	090421	BEN TAYLOR	WELCOME TO COUNTRY-WELLINGTON SQ LAUNCH	2,000.00
Cheque/EFT FNumber 213927			**JOELZ PTY LTD T/AS BAX SERVICES**		**9,845.00**
15/04/2021	$APINVCE	00000274	JOELZ PTY LTD T/AS BAX SERVICES	Claisebrook Channel Cleaning Service	9,845.00
Cheque/EFT FNumber 213928			**THE TRUSTEE FOR WALLIS FAMILY TRUST T/AS PLAYCE PTY LTD**		**6,050.00**
15/04/2021	$APINVCE	19802_CA6	THE TRUSTEE FOR WALLIS FAMILY TRUST T/AS PLAYC	Wellington Square Playground Design	6,050.00
Cheque/EFT FNumber 213929			**WESTERN EDGE LANDSCAPES**		**176.00**
15/04/2021	$APINVCE	5725	WESTERN EDGE LANDSCAPES	Maintenance of garden beds adjacent to B	176.00
Cheque/EFT FNumber 213930			**SUEZ RECYCLING & RECOVERY PTY LTD**		**7,225.57**
15/04/2021	$APINVCE	42223667	SUEZ RECYCLING & RECOVERY PTY LTD	Parks Refuse & Greenwaste Disposal	7,225.57
Cheque/EFT FNumber 213931			**ENVIRO INFRASTRUCTURE PTY LTD**		**9,236.03**
15/04/2021	$APINVCE	7101	ENVIRO INFRASTRUCTURE PTY LTD	Riverside Drive 20 X Galvanized bollard	9,236.03
Cheque/EFT FNumber 213932			**Adrienne Beth Chapman t/as Oh Hey WA**		**5,500.00**
15/04/2021	$APINVCE	INV-0550	Adrienne Beth Chapman t/as Oh Hey WA	Events and Activation Quick Response Gra	5,500.00
Cheque/EFT FNumber 213933			**GRENSHED PTY LTD T/AS LIVING TURF**		**2,216.50**
15/04/2021	$APINVCE	65357/01	GRENSHED PTY LTD T/AS LIVING TURF	Liquid fertiliser and amendments for tur	1,419.00
15/04/2021	$APINVCE	64612/01	GRENSHED PTY LTD T/AS LIVING TURF	Turf seed	797.50
Cheque/EFT FNumber 213934			**CENTRAL CITY HEALTH PROFESSIONALS**		**85.00**
15/04/2021	$APINVCE	0088022	CENTRAL CITY HEALTH PROFESSIONALS	Parking Officer Podiatry 20/21	85.00
Cheque/EFT FNumber 213935			**INLOGIK PTY LIMITED**		**436.29**
15/04/2021	$APINVCE	IN000048781	INLOGIK PTY LIMITED	ProMaster credit card transaction manage	436.29
Cheque/EFT FNumber 213936			**TAK SHUN DICKSON CHEUNG - TAKO PRINT SOLUTIONS**		**803.00**
15/04/2021	$APINVCE	INV-T16279	TAK SHUN DICKSON CHEUNG - TAKO PRINT SOLUTIO	800 x "Get the most out of your Library"	363.00
15/04/2021	$APINVCE	INV-T16278	TAK SHUN DICKSON CHEUNG - TAKO PRINT SOLUTIO	500 x City of Perth Library Auditorium t	440.00
Cheque/EFT FNumber 213937			**SENSEI PRODUCTIVITY PTY LTD T/AS SENSEI PROJECT SOLUTIONS**		**440.00**
15/04/2021	$APINVCE	4170	SENSEI PRODUCTIVITY PTY LTD T/AS SENSEI PROJECT	Project Portfolio Management System	440.00
Cheque/EFT FNumber 213938			**SPECIALIZED CLEANING GROUP PTY LTD**		**27,420.77**
15/04/2021	$APINVCE	INV-8491	SPECIALIZED CLEANING GROUP PTY LTD	Planned Car Park Sweeping for November 2	14,387.97
15/04/2021	$APINVCE	INV-8353	SPECIALIZED CLEANING GROUP PTY LTD	Planned Car Park Sweeping for November 2	13,032.80
Cheque/EFT FNumber 213939			**CHEVRON AUSTRALIA DOWNSTREAM FUELS PTY LTD**		**14,465.34**
15/04/2021	$APINVCE	ASIP1647833	CHEVRON AUSTRALIA DOWNSTREAM FUELS PTY LTD	Depot Fuel	14,465.34
Cheque/EFT FNumber 213940			**INSIGHT ELECTRICAL TECHNOLOGY PTY LTD**		**39,585.59**
15/04/2021	$APINVCE	33478	INSIGHT ELECTRICAL TECHNOLOGY PTY LTD	TENDER RFT000030 – HAY STREET MALL FEATU	36,688.19
15/04/2021	$APINVCE	33543	INSIGHT ELECTRICAL TECHNOLOGY PTY LTD	Perth Concert Hall Carpark Supply and in	1,155.00
15/04/2021	$APINVCE	33443	INSIGHT ELECTRICAL TECHNOLOGY PTY LTD	Council House Lighting Upgrade - As Per	1,742.40
Cheque/EFT FNumber 213941			**SHARON MAREE GREGORY**		**1,000.00**
15/04/2021	$APINVCE	21-183	SHARON MAREE GREGORY	WS Launch Noongar Language lessons	1,000.00
Cheque/EFT FNumber 213942			**TSTEE GREEN F/TRUST & TSTEE HOOD F/TRUST T/A OFFICE MILK SUP**		**288.53**
15/04/2021	$APINVCE	147547	TSTEE GREEN F/TRUST & TSTEE HOOD F/TRUST T/A O	Red Room and Level 4 Milk 2020-21	288.53
Cheque/EFT FNumber 213943			**DULUXGROUP(AUSTRALIA)PTY LTD T/AS DULUX AUSTRALIA**		**123.28**
15/04/2021	$APINVCE	487802200	DULUXGROUP(AUSTRALIA)PTY LTD T/AS DULUX AUST	Paint and Hardware Supplies for Use in G	123.28
Cheque/EFT FNumber 213944			**GPC ASIA PACIFIC PTY LTD T/AS NAPA**		**112.20**
15/04/2021	$APINVCE	1870073691	GPC ASIA PACIFIC PTY LTD T/AS NAPA	Reflectors for CCTV Trailers Refurbishme	112.20
Cheque/EFT FNumber 213945			**J.H. FLUID TRANSFER SOLUTIONS PTY LTD T/AS PIRTEK MALAGA**		**428.22**

City of Perth

Schedule of Accounts Paid - Municipal Fund

For the Period: 01/04/2021-30/04/2021

Payment Date	Document Type	Invoice Number	Payee	Payment Details	Payment Amount
15/04/2021	$APINVCE	ML-T00039957	J.H. FLUID TRANSFER SOLUTIONS PTY LTD T/AS PIRTE	Call Out Repairs to Blown Hoses on Rubbi	64.79
15/04/2021	$APINVCE	ML-T00039877	J.H. FLUID TRANSFER SOLUTIONS PTY LTD T/AS PIRTE	Replacement of Blown HYD Hose and Replac	363.43
Cheque/EFT FNumber 213946			**RICOH AUSTRALIA PTY LTD**		**4,469.58**
15/04/2021	$APINVCE	13755169	RICOH AUSTRALIA PTY LTD	Blanket order for 2020/21 COP Ricoh Cont	4,469.58
Cheque/EFT FNumber 213947			**LANCE CHADD**		**5,500.00**
15/04/2021	$APINVCE	218	LANCE CHADD	Graphic Design Print Contract - Bus Shel	5,500.00
Cheque/EFT FNumber 213948			**MELANIE DIWATA GRIFFITHS**		**300.00**
15/04/2021	$APINVCE	0190527	MELANIE DIWATA GRIFFITHS	Always On - Gig Guide - August 2020 to J	300.00
Cheque/EFT FNumber 213949			**THE GRIFFITH FAMILY TRUST T/AS SUPERSTOCK SERVICES SUPERSTOCK FOOD SERVICES**		**340.68**
15/04/2021	$APINVCE	40439641	THE GRIFFITH FAMILY TRUST T/AS SUPERSTOCK SERV	Fruit juice and dairy products for the C	50.40
15/04/2021	$APINVCE	40448454	THE GRIFFITH FAMILY TRUST T/AS SUPERSTOCK SERV	Fruit juice and dairy products for the C	50.40
15/04/2021	$APINVCE	40448453	THE GRIFFITH FAMILY TRUST T/AS SUPERSTOCK SERV	Milk for Child Care	79.53
15/04/2021	$APINVCE	40448075	THE GRIFFITH FAMILY TRUST T/AS SUPERSTOCK SERV	Fruit juice and dairy products for the C	160.35
Cheque/EFT FNumber 213950			**SELECT FRESH PTY LTD**		**304.68**
15/04/2021	$APINVCE	289958	SELECT FRESH PTY LTD	Fruit and Vegetables	90.19
15/04/2021	$APINVCE	291261	SELECT FRESH PTY LTD	Fruit and Vegetables	124.09
15/04/2021	$APINVCE	291359	SELECT FRESH PTY LTD	Fruit and Veg for Child Care	90.40
Cheque/EFT FNumber 213951			**WA FENCEWORKS PTY LTD**		**6,569.20**
15/04/2021	$APINVCE	INV-1099	WA FENCEWORKS PTY LTD	Minor Urban - Ozone Dog Agility and Thel	6,569.20
Cheque/EFT FNumber 213952			**303 MULLENLOWE AUSTRALIA PTY LTD T/AS 303 MULLENLOWE**		**65,570.31**
15/04/2021	$APINVCE	5000814784	303 MULLENLOWE AUSTRALIA PTY LTD T/AS 303 MU	Heritage Perth Weekend Production Costs	12,927.75
15/04/2021	$APINVCE	5000814783	303 MULLENLOWE AUSTRALIA PTY LTD T/AS 303 MU	Heritage Perth Weekend Production Costs	4,862.00
15/04/2021	$APINVCE	5000817456	303 MULLENLOWE AUSTRALIA PTY LTD T/AS 303 MU	Audience Segmentation Dashboard & Report	547.25
15/04/2021	$APINVCE	5000814782	303 MULLENLOWE AUSTRALIA PTY LTD T/AS 303 MU	Heritage Perth Weekend Production Costs	2,222.00
15/04/2021	$APINVCE	5000817455	303 MULLENLOWE AUSTRALIA PTY LTD T/AS 303 MU	Audience Segmentation Dashboard & Report	547.25
15/04/2021	$APINVCE	5000817595	303 MULLENLOWE AUSTRALIA PTY LTD T/AS 303 MU	Heritage Perth Weekend - 303ML Media – s	9,559.00
15/04/2021	$APINVCE	5000817462	303 MULLENLOWE AUSTRALIA PTY LTD T/AS 303 MU	April School Holiday - Production Costs	2,084.50
15/04/2021	$APINVCE	5000817461	303 MULLENLOWE AUSTRALIA PTY LTD T/AS 303 MU	April School Holiday - Production Costs	3,050.96
15/04/2021	$APINVCE	5000817460	303 MULLENLOWE AUSTRALIA PTY LTD T/AS 303 MU	April School Holiday - Production Costs	2,021.25
15/04/2021	$APINVCE	5000817459	303 MULLENLOWE AUSTRALIA PTY LTD T/AS 303 MU	April School Holiday - Production Costs	6,069.25
15/04/2021	$APINVCE	5000817458	303 MULLENLOWE AUSTRALIA PTY LTD T/AS 303 MU	April School Holiday - Production Costs	1,826.00
15/04/2021	$APINVCE	5000817457	303 MULLENLOWE AUSTRALIA PTY LTD T/AS 303 MU	April School Holiday - Production Costs	5,500.00
15/04/2021	$APINVCE	5000817454	303 MULLENLOWE AUSTRALIA PTY LTD T/AS 303 MU	April School Holiday - Production Costs	2,668.88
15/04/2021	$APINVCE	5000814785	303 MULLENLOWE AUSTRALIA PTY LTD T/AS 303 MU	April School Holiday - Production Costs	8,902.59
15/04/2021	$APINVCE	5000817463	303 MULLENLOWE AUSTRALIA PTY LTD T/AS 303 MU	Mothers Day Classic Sponsorship Ads	240.63
15/04/2021	$APINVCE	5000817594	303 MULLENLOWE AUSTRALIA PTY LTD T/AS 303 MU	IPMC Media Bookings Summer Lunar Easter	891.00
15/04/2021	$APINVCE	5000817590	303 MULLENLOWE AUSTRALIA PTY LTD T/AS 303 MU	Heritage Perth Weekend - 303ML Media – s	1,650.00
Cheque/EFT FNumber 213953			**THE TRUSTEE FOR THE BCA UNIT TRUST T/AS BCA Building Certifi**		**3,168.00**
15/04/2021	$APINVCE	INV-04819	THE TRUSTEE FOR THE BCA UNIT TRUST T/AS BCA Bui	Works funded under 10447 - emergency wor	3,168.00
Cheque/EFT FNumber 213954			**Mission Bay Enterprises Pty Ltd t/as Crush**		**231.00**
15/04/2021	$APINVCE	INV51344	Mission Bay Enterprises Pty Ltd t/as Crush	Crush Media updates to Heritage Perth W	231.00
Cheque/EFT FNumber 213955			**FULTON HOGAN INDUSTRIES PTY LTD**		**1,476.75**
15/04/2021	$APINVCE	14896915	FULTON HOGAN INDUSTRIES PTY LTD	Supply of 15 x 20 kg bags Black EZ Stree	1,476.75
Cheque/EFT FNumber 213956			**MICHAEL ALEXANDER STEVENSON T/AS MICHAEL STEVENSON- BRIGHT MICHAEL STEVENSON -**		**374.00**
15/04/2021	$APINVCE	18	MICHAEL ALEXANDER STEVENSON T/AS MICHAEL ST	Cleaning of 47 Keyboards, Monitors and m	374.00
Cheque/EFT FNumber 213957			**GPC Asia Pacific Pty Ltd T/AS Covs**		**87.45**
15/04/2021	$APINVCE	1640274414	GPC Asia Pacific Pty Ltd T/AS Covs	24V Head Light Globes + Parts for Indica	87.45
Cheque/EFT FNumber 213958			**THE TRUSTEE FOR THE QUITO PTY LTD T/AS BENARA NURSERIES**		**1,433.96**
15/04/2021	$APCREDT	684580	THE TRUSTEE FOR THE QUITO PTY LTD T/AS BENARA	Invoice 271990	-154.00
15/04/2021	$APINVCE	289005	THE TRUSTEE FOR THE QUITO PTY LTD T/AS BENARA	Tree ferns for replacements and gap up p	917.40
15/04/2021	$APINVCE	289006	THE TRUSTEE FOR THE QUITO PTY LTD T/AS BENARA	Supply 120 Scaevola Purple Fanfare 13cm	670.56
Cheque/EFT FNumber 213959			**SITECRAFT TRUST NO 1, 2, 3 T/AS SITECRAFT**		**511.50**
15/04/2021	$APINVCE	166308	SITECRAFT TRUST NO 1, 2, 3 T/AS SITECRAFT	Service for Dump Master at City's Contai	511.50
Cheque/EFT FNumber 213960			**Servco Australia Melville Pty Ltd (Melville Toyota)**		**28,742.90**
15/04/2021	$APINVCE	RI11226520	Servco Australia Melville Pty Ltd (Melville Toyota)	Registration & licensing fees for the re	302.90
15/04/2021	$APINVCE	RI11226502	Servco Australia Melville Pty Ltd (Melville Toyota)	Procure 11 operational vehicle's that ar	28,440.00
Cheque/EFT FNumber 213961			**Focus Consulting WA Pty Ltd**		**10,395.00**
15/04/2021	$APINVCE	2021-128-1	Focus Consulting WA Pty Ltd	Consultancy Services for COP Carpark Eme	6,325.00
15/04/2021	$APINVCE	2021-108-2	Focus Consulting WA Pty Ltd	Perth Town Hall external lighting upgrad	4,070.00
Cheque/EFT FNumber 213962			**Pennant House Pty Ltd t/as Pennant House**		**132.00**
15/04/2021	$APINVCE	INV-1340	Pennant House Pty Ltd t/as Pennant House	Purchase of indoor flag - European Union	132.00
Cheque/EFT FNumber 213963			**MARK ERIC BRADLEY T/AS MB PLAY**		**2,257.20**
15/04/2021	$APINVCE	000137	MARK ERIC BRADLEY T/AS MB PLAY	Playground Repairs	2,257.20
Cheque/EFT FNumber 213964			**THE TRUSTEE FOR THE L R PETTERWOOD FAMILY TRUST T/AS ONLINEWORKWEAR.COM.AU**		**134.90**
15/04/2021	$APINVCE	00117696	THE TRUSTEE FOR THE L R PETTERWOOD FAMILY TRU	COVID Safety Marshal Hi Vis Vests	134.90
Cheque/EFT FNumber 213965			**EQUILIBRIUM INTERACTIVE PTY LTD T/AS EQUILIBRIUM INTERACTIVE**		**3,775.94**
15/04/2021	$APINVCE	8784	EQUILIBRIUM INTERACTIVE PTY LTD T/AS EQUILIBRIU	Data and Analytics contract - EQU	3,775.94
Cheque/EFT FNumber 213966			**THE TRUSTEE FOR PAM FAMILY TRUST T/AS PROFESSIONAL ARTS MANAGEMENT**		**41,406.94**
15/04/2021	$APINVCE	PAM0112	THE TRUSTEE FOR PAM FAMILY TRUST T/AS PROFESS	Cultural Collections Technician tender -	14,274.34
15/04/2021	$APINVCE	PAM0113	THE TRUSTEE FOR PAM FAMILY TRUST T/AS PROFESS	Budget review funding for Claisebrook Co	27,132.60

City of Perth

Schedule of Accounts Paid - Municipal Fund

For the Period: 01/04/2021-30/04/2021

Payment Date	Document Type	Invoice Number	Payee	Payment Details	Payment Amount
Cheque/EFT FNumber 213967			**DANIELA DOMENIQUE RUSSO**		**375.00**
15/04/2021	$APINVCE	33	DANIELA DOMENIQUE RUSSO	Chair yoga	375.00
Cheque/EFT FNumber 213968			**KINOKUNIYA BOOK STORES OF AUSTRALIA PTY LTD**		**936.66**
15/04/2021	$APINVCE	00027445	KINOKUNIYA BOOK STORES OF AUSTRALIA PTY LTD	Young Adult Assorted Library Stock	936.66
Cheque/EFT FNumber 213969			**CyberCX Pty Ltd**		**990.00**
15/04/2021	$APINVCE	SIN001868	CyberCX Pty Ltd	Checkpoint 6200 Appliance configuration.	990.00
Cheque/EFT FNumber 213970			**Tyres 4U Pty Limited**		**1,385.01**
15/04/2021	$APINVCE	XX812736	Tyres 4U Pty Limited	New Tyres for Rubbish Truck and Parks Va	263.01
15/04/2021	$APINVCE	XX811953	Tyres 4U Pty Limited	New Tyres for Rubbish Truck and Parks Va	1,122.00
Cheque/EFT FNumber 213971			**MAGIC NATION PTY LTD**		**5,500.00**
15/04/2021	$APINVCE	2320210	MAGIC NATION PTY LTD	Art Grant - Magic Nation Presents Approv	5,500.00
Cheque/EFT FNumber 213972			**The Trustee for Aware Super**		**81,749.92**
15/04/2021	$HRPAYJNL	F 9/04/2021	The Trustee for Aware Super	5% Council Matched Company Contribution	10,535.38
15/04/2021	$HRPAYJNL	F 9/04/2021	The Trustee for Aware Super	CC Scheme Employee Contribution - PostTa	1,974.00
15/04/2021	$HRPAYJNL	F 9/04/2021	The Trustee for Aware Super	CC Scheme Employee Contribution - PreTax	10,072.14
15/04/2021	$HRPAYJNL	F 9/04/2021	The Trustee for Aware Super	Employee Contribution - PreTax ($)	616.01
15/04/2021	$HRPAYJNL	F 9/04/2021	The Trustee for Aware Super	Employee Contribution - PreTax (%)	2,561.14
15/04/2021	$HRPAYJNL	F 9/04/2021	The Trustee for Aware Super	SGC Compulsory - Employer	55,991.25
Cheque/EFT FNumber 213973			**DXC Technology Australia Pty ltd**		**76,532.50**
15/04/2021	$APINVCE	8001182151	DXC Technology Australia Pty ltd	Year 1 licensing and Implementation of I	76,532.50
Cheque/EFT FNumber 213974			**Professional Search Group Pt t/as Professional Search Group**		**3,491.82**
15/04/2021	$APINVCE	INV-16975	Professional Search Group Pt t/as Professional Search	BA for the Core Systems Program refer CM	3,491.82
Cheque/EFT FNumber 213975			**Quick Super Fund**		**1,194.81**
15/04/2021	$HRPAYJNL	F 9/04/2021	Quick Super Fund	SGC Compulsory - Employer	122.03
15/04/2021	$HRPAYJNL	F 9/04/2021	Quick Super Fund	SGC Compulsory - Employer	244.08
15/04/2021	$HRPAYJNL	F 9/04/2021	Quick Super Fund	SGC Compulsory - Employer	292.31
15/04/2021	$HRPAYJNL	F 9/04/2021	Quick Super Fund	SGC Compulsory - Employer	244.08
15/04/2021	$HRPAYJNL	F 9/04/2021	Quick Super Fund	SGC Compulsory - Employer	292.31
Cheque/EFT FNumber 213976			**Hoban Recruitment Pty Ltd**		**5,636.83**
15/04/2021	$APINVCE	HPL13119	Hoban Recruitment Pty Ltd	CaAtherine Meredith Contract amendment f	2,031.57
15/04/2021	$APINVCE	HPL12561	Hoban Recruitment Pty Ltd	CaAtherine Meredith Contract amendment f	812.63
15/04/2021	$APINVCE	HPL15461	Hoban Recruitment Pty Ltd	Electrical Engineer temp	2,792.63
Cheque/EFT FNumber 213977			**JOHN NORRISS**		**275.00**
15/04/2021	$APINVCE	17032021	JOHN NORRISS	Music for Easter Lunch	275.00
Cheque/EFT FNumber 213978			**Peter John Kerr t/as Gadget Fabrications**		**10,255.00**
15/04/2021	$APINVCE	0324	Peter John Kerr t/as Gadget Fabrications	Fabrication and supplying dog agility eq	10,255.00
Cheque/EFT FNumber 213979			**Aboriginal United Services Pty Ltd**		**4,761.93**
15/04/2021	$APINVCE	00003787	Aboriginal United Services Pty Ltd	CDS Depot at 8 Aberdeen St	4,761.93
Cheque/EFT FNumber 213980			**Indian Society of Western Australia Inc**		**7,975.00**
15/04/2021	$APINVCE	INV-0983	Indian Society of Western Australia Inc	Event Sponsorship - HOLI 2021Festival of	7,975.00
Cheque/EFT FNumber 213981			**ASPECT Studios Pty Ltd t/as Urban&Public**		**1,597.75**
15/04/2021	$APINVCE	3808	ASPECT Studios Pty Ltd t/as Urban&Public	Roe St - Wayfinding Signage system revie	1,597.75
Cheque/EFT FNumber 213982			**MYSMART PTY LTD**		**4,037.00**
15/04/2021	$APINVCE	INV59466	MYSMART PTY LTD	Replacement of 3x lighting control touch	4,037.00
Cheque/EFT FNumber 213983			**Sign On Group Pty Ltd**		**324.50**
15/04/2021	$APINVCE	126837	Sign On Group Pty Ltd	Minor urban Intervention 20/21 - Supply	324.50
Cheque/EFT FNumber 213984			**Miles Felix Noel t/as Mojo Digital Studio**		**600.00**
15/04/2021	$APINVCE	INV-0000502	Miles Felix Noel t/as Mojo Digital Studio	Perth Japan Festival photography	600.00
Cheque/EFT FNumber 213985			**The Trustee for The Tripoli Family Trust t/as Kids Just Wanna Have Fun Amusemen**		**15,900.00**
15/04/2021	$APINVCE	5060	The Trustee for The Tripoli Family Trust t/as Kids Just	Autumn School Holidays Event- Entertainm	15,900.00
Cheque/EFT FNumber 213986			**A2B Training Pty Ltd**		**1,900.00**
15/04/2021	$APINVCE	2	A2B Training Pty Ltd	Front End Loader - 22.04.2021 (x4)	1,900.00
Cheque/EFT FNumber 213987			**BLUE COLLAR PEOPLE**		**11,927.65**
15/04/2021	$APINVCE	00150322	BLUE COLLAR PEOPLE	WAC Dayshift Blue Collar Labour Costs -	6,276.76
15/04/2021	$APINVCE	00150321	BLUE COLLAR PEOPLE		5,650.89
Cheque/EFT FNumber 213988			**Boc Gases Australia Ltd**		**178.41**
15/04/2021	$APINVCE	4028008116	Boc Gases Australia Ltd	Hire Of Gases Bottles for Depot	117.82
15/04/2021	$APINVCE	4028028606	Boc Gases Australia Ltd	Hire Of Gases Bottles for Depot	60.59
Cheque/EFT FNumber 213989			**BOFFINS BOOKSHOP PTY LTD**		**26.98**
15/04/2021	$APINVCE	INV0147515	BOFFINS BOOKSHOP PTY LTD	Assorted Library Stock	26.98
Cheque/EFT FNumber 213990			**BG & E PTY LTD**		**10,290.50**
15/04/2021	$APINVCE	A01000017832	BG & E PTY LTD	Citiplace Concourse Consultancy Remedial	3,080.00
15/04/2021	$APINVCE	A01000017836	BG & E PTY LTD	Structural engineering services for two	4,042.50
15/04/2021	$APINVCE	A01000017835	BG & E PTY LTD	Structural engineering services for two	3,168.00
Cheque/EFT FNumber 213991			**BUNNINGS BUILDING SUPPLIES P/L**		**1,660.83**
15/04/2021	$APINVCE	2260/00840052	BUNNINGS BUILDING SUPPLIES P/L	VARIOUS SITES - UNPLANNED MAINTENANCE -	16.53
15/04/2021	$APINVCE	2404/00166391	BUNNINGS BUILDING SUPPLIES P/L	VARIOUS SITES - UNPLANNED MAINTENANCE -	4.66
15/04/2021	$APINVCE	2260/00681308	BUNNINGS BUILDING SUPPLIES P/L	VARIOUS SITES - UNPLANNED MAINTENANCE -	102.44
15/04/2021	$APINVCE	2404/01178166	BUNNINGS BUILDING SUPPLIES P/L	Waste & Cleaning Dayshift - Sanitation &	43.80
15/04/2021	$APINVCE	2404/01399960	BUNNINGS BUILDING SUPPLIES P/L	Waste & Cleaning Dayshift - Sanitation &	28.14

City of Perth

Schedule of Accounts Paid - Municipal Fund

For the Period: 01/04/2021-30/04/2021

Payment Date	Document Type	Invoice Number	Payee	Payment Details	Payment Amount
15/04/2021	$APINVCE	2708/00388346	BUNNINGS BUILDING SUPPLIES P/L	16mm Clear Tubing for Sight Glass Viewin	49.36
15/04/2021	$APINVCE	2260/00692036	BUNNINGS BUILDING SUPPLIES P/L	Stanley 40 Piece 1/4" Drive Socket Set 2	132.96
15/04/2021	$APINVCE	2404/99847601	BUNNINGS BUILDING SUPPLIES P/L	Stores Stock	568.50
15/04/2021	$APINVCE	2404/01104881	BUNNINGS BUILDING SUPPLIES P/L	Waste & Cleaning Dayshift - Sanitation &	714.44
Cheque/EFT FNumber 213992			**HOLCIM(AUSTRALIA)PTY LTD**		**392.70**
15/04/2021	$APINVCE	9407438170	HOLCIM(AUSTRALIA)PTY LTD	Russel Sq Bollards 1m3 of 20/14 Concret	392.70
Cheque/EFT FNumber 213993			**CABCHARGE AUSTRALIA PTY LTD**		**82.13**
15/04/2021	$APINVCE	25078170P2101	CABCHARGE AUSTRALIA PTY LTD	Cabcharge account 25078170	1.93
15/04/2021	$APINVCE	25078170P2103	CABCHARGE AUSTRALIA PTY LTD	Cabcharge account 25078170	2.84
15/04/2021	$APINVCE	25078170P2013	CABCHARGE AUSTRALIA PTY LTD	Cabcharge account 25078170	58.63
15/04/2021	$APINVCE	25078170P2102	CABCHARGE AUSTRALIA PTY LTD	Cabcharge account 25078170	2.81
15/04/2021	$APINVCE	25078170P2010	CABCHARGE AUSTRALIA PTY LTD	Account fees 7/9/20-4/10/20	0.57
15/04/2021	$APINVCE	25073513P2102	CABCHARGE AUSTRALIA PTY LTD	Cab Charge for Uncle Ben to attend Herit	15.35
Cheque/EFT FNumber 213994			**AMPOL AUSTRALIA PETROLEUM PTY LTD**		**27,744.16**
15/04/2021	$APINVCE	9425197908	AMPOL AUSTRALIA PETROLEUM PTY LTD	Supply & Delivery of Bulk Fuel to City o	1,908.50
15/04/2021	$APINVCE	9425390209	AMPOL AUSTRALIA PETROLEUM PTY LTD	Depot Fuel	6,090.93
15/04/2021	$APINVCE	9425305396	AMPOL AUSTRALIA PETROLEUM PTY LTD	Depot Fuel	17,562.07
15/04/2021	$APINVCE	9425375486	AMPOL AUSTRALIA PETROLEUM PTY LTD	Diesel Fuel For City Watch Depot - Parks	2,182.66
Cheque/EFT FNumber 213995			**CENTRAL CITY MEDICAL CENTRE**		**152.60**
15/04/2021	$APINVCE	0863738	CENTRAL CITY MEDICAL CENTRE	HEP A AND B FOR RANGERS	76.30
15/04/2021	$APINVCE	0862685	CENTRAL CITY MEDICAL CENTRE	HEP A AND B FOR RANGERS	76.30
Cheque/EFT FNumber 213996			**CFMEU MINING & ENERGY DIVISION**		**328.00**
15/04/2021	$HRPAYJNL	F 9/04/2021	CFMEU MINING & ENERGY DIVISION	CFMEU	32.00
15/04/2021	$HRPAYJNL	EF 9/04/2021	CFMEU MINING & ENERGY DIVISION	CFMEU	296.00
Cheque/EFT FNumber 213997			**Child Support Agency**		**1,725.27**
15/04/2021	$HRPAYJNL	F 9/04/2021	Child Support Agency	ATO Child Support Agency	1,209.47
15/04/2021	$HRPAYJNL	EF 9/04/2021	Child Support Agency	ATO Child Support Agency	515.80
Cheque/EFT FNumber 213998			**PROSEGUR AUSTRALIA PTY LTD T/AS CHUBB SECURITY SERVICES**		**7,606.58**
15/04/2021	$APCREDT	2812443	PROSEGUR AUSTRALIA PTY LTD T/AS CHUBB SECURIT	PROSEGUR AUSTRA	-126.50
15/04/2021	$APINVCE	M2803859	PROSEGUR AUSTRALIA PTY LTD T/AS CHUBB SECURIT	Parking ticket machine cash counting an	7,733.08
Cheque/EFT FNumber 213999			**WA CIRCUS SCHOOL INCORPORATED T/AS CIRQUE BIZIRQUE-WA CIRCUS**		**3,000.00**
15/04/2021	$APINVCE	INV-3538	WA CIRCUS SCHOOL INCORPORATED T/AS CIRQUE BI	WACircus Uglieland production, Elizabeth	1,500.00
15/04/2021	$APINVCE	INV-3537	WA CIRCUS SCHOOL INCORPORATED T/AS CIRQUE BI	WACircus Uglieland production, Elizabeth	1,500.00
Cheque/EFT FNumber 214000			**CITY OF PERTH STAFF SOCIAL CLUB**		**826.00**
15/04/2021	$HRPAYJNL	F 9/04/2021	CITY OF PERTH STAFF SOCIAL CLUB	Social Club	7.00
15/04/2021	$HRPAYJNL	EF 9/04/2021	CITY OF PERTH STAFF SOCIAL CLUB	Social Club	49.00
15/04/2021	$HRPAYJNL	F 9/04/2021	CITY OF PERTH STAFF SOCIAL CLUB	Social Club	770.00
Cheque/EFT FNumber 214001			**CLASSIC TREE SERVICES**		**5,686.54**
15/04/2021	$APINVCE	INV-33474	CLASSIC TREE SERVICES	Street Tree Pruning, Removal and Arboric	3,306.22
15/04/2021	$APINVCE	INV-33775	CLASSIC TREE SERVICES	Street Tree Pruning, Removal and Arboric	466.24
15/04/2021	$APINVCE	INV-33803	CLASSIC TREE SERVICES	Street Tree Pruning, Removal and Arboric	998.25
15/04/2021	$APINVCE	INV-33759	CLASSIC TREE SERVICES	Street Tree Pruning, Removal and Arboric	915.83
Cheque/EFT FNumber 214002			**PERTH INSTITUTE OF CONTEMPORARY ARTS ARTS**		**44,000.00**
15/04/2021	$APINVCE	220	PERTH INSTITUTE OF CONTEMPORARY ARTS ARTS	Art Sponsorship (Annual, 19/20 & 20/21)	44,000.00
Cheque/EFT FNumber 214003			**DARDANUP BUTCHERING UNIT TRUST T/AS DARDANUP BUTCHERING CO DARDANUP BUTCHERING C**		**585.67**
15/04/2021	$APINVCE	BL563889	DARDANUP BUTCHERING UNIT TRUST T/AS DARDANI	Dardanup Meats	400.60
15/04/2021	$APINVCE	BL563662	DARDANUP BUTCHERING UNIT TRUST T/AS DARDANI	Meat delivery for Child Care	185.07
Cheque/EFT FNumber 214004			**THE TRUSTEE FOR ILLION AUSTRALIA UNIT TRUST T/AS MILTON GRAH MILTON GRAHAM**		**106.01**
15/04/2021	$APINVCE	947315	THE TRUSTEE FOR ILLION AUSTRALIA UNIT TRUST T/A	Debt Collection Service to retrieve over	106.01
Cheque/EFT FNumber 214005			**ENGINEERING TECHNOLOGY CONSULTANTS - ETC**		**5,621.00**
15/04/2021	$APINVCE	INV10395	ENGINEERING TECHNOLOGY CONSULTANTS - ETC	VP201515 - Stage 1 Concept - WEST PERTH,	5,621.00
Cheque/EFT FNumber 214006			**ELLENBY TREE FARM**		**4,933.47**
15/04/2021	$APINVCE	27681	ELLENBY TREE FARM	Minor Urban - Tree Planting	4,933.47
Cheque/EFT FNumber 214007			**FARINOSI & SONS PTY LTD**		**576.00**
15/04/2021	$APINVCE	10999053	FARINOSI & SONS PTY LTD	VARIOUS SITES - UNPLANNED MAINTENANCE -	42.50
15/04/2021	$APINVCE	10999184	FARINOSI & SONS PTY LTD	Step ladder	533.50
Cheque/EFT FNumber 214008			**GEORGIOU GROUP PTY LTD**		**588,331.85**
15/04/2021	$APINVCE	21CS0849	GEORGIOU GROUP PTY LTD	East End Revitalisation - civil, electri	588,331.85
Cheque/EFT FNumber 214009			**STRATAGREEN**		**495.70**
15/04/2021	$APINVCE	131730	STRATAGREEN	Pig tail posts and selective herbicide	161.00
15/04/2021	$APINVCE	131801	STRATAGREEN	Pig tail posts and selective herbicide	167.35
15/04/2021	$APINVCE	131207	STRATAGREEN	Pig tail posts and selective herbicide	167.35
Cheque/EFT FNumber 214010			**HAYS PERSONNEL SERVICES (AUST) PTY LTD**		**15,208.93**
15/04/2021	$APINVCE	10194675	HAYS PERSONNEL SERVICES (AUST) PTY LTD	SCR Contractor Chrissie McPolin	946.00
15/04/2021	$APINVCE	10081757	HAYS PERSONNEL SERVICES (AUST) PTY LTD	Hays recruitment - temp personnel for wa	1,783.32
15/04/2021	$APINVCE	10213111	HAYS PERSONNEL SERVICES (AUST) PTY LTD	Hays recruitment - temp personnel for wa	2,229.15
15/04/2021	$APINVCE	10213118	HAYS PERSONNEL SERVICES (AUST) PTY LTD	Supply of MTC Worker Marc Fordfrom the 8	1,895.83
15/04/2021	$APINVCE	10213116	HAYS PERSONNEL SERVICES (AUST) PTY LTD	Temp resource to backfill Full time vaca	2,675.20
15/04/2021	$APINVCE	10210876	HAYS PERSONNEL SERVICES (AUST) PTY LTD	Contract Technician - Hays Personnel for	1,515.35
15/04/2021	$APINVCE	10213120	HAYS PERSONNEL SERVICES (AUST) PTY LTD	Solomon Maint Worker from 26/03/2021 to	372.42

City of Perth

Schedule of Accounts Paid - Municipal Fund

For the Period: 01/04/2021-30/04/2021

Payment Date	Document Type	Invoice Number	Payee	Payment Details	Payment Amount
15/04/2021	$APINVCE	10210877	HAYS PERSONNEL SERVICES (AUST) PTY LTD	Supply of Maintenance Worker Daniel Crai	1,895.83
15/04/2021	$APINVCE	10210878	HAYS PERSONNEL SERVICES (AUST) PTY LTD	Supply of MTC Worker David Kay from the	1,895.83
Cheque/EFT FNumber 214011			**Health Insurance Fund Of Wa**		**215.95**
15/04/2021	$HRPAYJNL	F 9/04/2021	Health Insurance Fund Of Wa	Health Insurance Fund	215.95
Cheque/EFT FNumber 214012			**HOSPITAL BENEFIT FUND OF WA**		**368.30**
15/04/2021	$HRPAYJNL	F 9/04/2021	HOSPITAL BENEFIT FUND OF WA	Hospital Benefit Fund	112.60
15/04/2021	$HRPAYJNL	EF 9/04/2021	HOSPITAL BENEFIT FUND OF WA	Hospital Benefit Fund	255.70
Cheque/EFT FNumber 214013			**Institute of Public Administration Australia Western Australia Division Inc**		**544.50**
15/04/2021	$APINVCE	2388	Institute of Public Administration Australia Western A	Writing Policy Documents - 6 May 2021 -	544.50
Cheque/EFT FNumber 214014			**JACKSON MCDONALD LAWYERS**		**3,870.53**
15/04/2021	$APINVCE	506193	JACKSON MCDONALD LAWYERS	Sponsorship of works Agreements (Lawyer:	3,870.53
Cheque/EFT FNumber 214015			**JASMAN ENTERPRISES**		**258.50**
15/04/2021	$APINVCE	00025668	JASMAN ENTERPRISES	Tech Required to Water Treatment System	258.50
Cheque/EFT FNumber 214016			**JOHN TIERNEY**		**1,320.00**
15/04/2021	$APINVCE	00001771	JOHN TIERNEY	Vehicle Cleaning 20-21	675.00
15/04/2021	$APINVCE	00001773	JOHN TIERNEY	Vehicle Cleaning 20-21	45.00
15/04/2021	$APINVCE	00001772	JOHN TIERNEY	Ranger car cleaning services 20-21	600.00
Cheque/EFT FNumber 214017			**BUCHER MUNICIPAL PTY LTD**		**2,636.80**
15/04/2021	$APINVCE	997021	BUCHER MUNICIPAL PTY LTD	Rear Hydraulic Cylinder Lifter RAM for R	902.65
15/04/2021	$APINVCE	996995	BUCHER MUNICIPAL PTY LTD	New Replacement Side Door for Small Pave	308.77
15/04/2021	$APINVCE	996752	BUCHER MUNICIPAL PTY LTD	Replacement Fan Belt Pulley Assembly for	1,425.38
Cheque/EFT FNumber 214018			**MAJOR MOTORS PTY LTD**		**68.60**
15/04/2021	$APINVCE	1025882	MAJOR MOTORS PTY LTD	Replacement Dif Switch for Isuzu Rubbish	68.60
Cheque/EFT FNumber 214019			**MARKETFORCE LTD**		**14,245.00**
15/04/2021	$APINVCE	37922	MARKETFORCE LTD	Police Check for Recruitment	12,045.00
15/04/2021	$APINVCE	37921	MARKETFORCE LTD	Seek - Casual Posts - Jan 21	2,200.00
Cheque/EFT FNumber 214020			**MERCURY**		**89.54**
15/04/2021	$APINVCE	CIMM4394567/1	MERCURY	Council House Couriers	89.54
Cheque/EFT FNumber 214021			**M P ROGERS & ASSOCIATES PTY LTD**		**319.14**
15/04/2021	$APINVCE	21514	M P ROGERS & ASSOCIATES PTY LTD	Claisebrook Cove Jetties -Superintendent	319.14
Cheque/EFT FNumber 214022			**LGRCEU**		**1,168.52**
15/04/2021	$HRPAYJNL	F 9/04/2021	LGRCEU	LGRCEU	164.00
15/04/2021	$HRPAYJNL	EF 9/04/2021	LGRCEU	LGRCEU	1,004.52
Cheque/EFT FNumber 214023			**LGISWA**		**120.78**
15/04/2021	$APINVCE	2837	LGISWA	RFD DUPLICATE PAYMENT-INV 2837	120.78
Cheque/EFT FNumber 214024			**NATIONWIDE TRAINING PTY LTD**		**250.00**
15/04/2021	$APINVCE	17001	NATIONWIDE TRAINING PTY LTD	Load Restraint: TAINGAHUE, Marie (8 Apri	250.00
Cheque/EFT FNumber 214025			**LAUNDRY EXPRESS**		**563.28**
15/04/2021	$APINVCE	00018133	LAUNDRY EXPRESS	Delivery and laundry for cloth nappies a	563.28
Cheque/EFT FNumber 214026			**PERROTT PAINTING**		**8,267.31**
15/04/2021	$APINVCE	SINV17011	PERROTT PAINTING	Supply of labor & materials for re coati	8,267.31
Cheque/EFT FNumber 214027			**QUALITY PRESS**		**1,859.00**
15/04/2021	$APINVCE	INV045267	QUALITY PRESS	Reflective decals for car park bollards	1,859.00
Cheque/EFT FNumber 214028			**THE ROYAL LIFE SAVING SOCIETY WA INC**		**10,758.78**
15/04/2021	$APINVCE	135672	THE ROYAL LIFE SAVING SOCIETY WA INC	VARIOUS SITES -WATER FEATURE PLANNED MAI	5,116.40
15/04/2021	$APINVCE	135671	THE ROYAL LIFE SAVING SOCIETY WA INC	VARIOUS SITES -WATER FEATURE PLANNED MAI	2,832.02
15/04/2021	$APINVCE	135673	THE ROYAL LIFE SAVING SOCIETY WA INC	Quote dated 22/12/20 - To supply parts a	369.34
15/04/2021	$APINVCE	135670	THE ROYAL LIFE SAVING SOCIETY WA INC	Water Feature Maintenance - Lake St , Fl	2,441.02
Cheque/EFT FNumber 214029			**GALVIN PLUMBING SUPPLIES**		**122.07**
15/04/2021	$APINVCE	P 1765358	GALVIN PLUMBING SUPPLIES	Water Parts for Road Sweeper Compactor	122.07
Cheque/EFT FNumber 214030			**RSEA PTY LTD**		**7,225.79**
15/04/2021	$APINVCE	11206072	RSEA PTY LTD	Supply of 10 sets Manhole Guards Link Pl	4,547.08
15/04/2021	$APINVCE	11406218	RSEA PTY LTD	Safety Boots	154.00
15/04/2021	$APINVCE	11409347	RSEA PTY LTD	Lazo Spaseski Safety Boots	151.80
15/04/2021	$APINVCE	11319150	RSEA PTY LTD	New Employee Uniform J Freeman Q11319150	177.93
15/04/2021	$APINVCE	11319339	RSEA PTY LTD	Stores Stock	1,044.38
15/04/2021	$APINVCE	11272534	RSEA PTY LTD	CDS Uniforms & Safety Footwear	20.90
15/04/2021	$APINVCE	11391960	RSEA PTY LTD	Joshua Webb, safety boots	149.60
15/04/2021	$APINVCE	11333786	RSEA PTY LTD	Stores Stock	656.70
15/04/2021	$APINVCE	11309490	RSEA PTY LTD	Stores Stock	323.40
Cheque/EFT FNumber 214031			**Schindler Lifts Pty Ltd**		**3,564.00**
15/04/2021	$APINVCE	4686619502	Schindler Lifts Pty Ltd	Forrest Place Night Works Lift 1	3,564.00
Cheque/EFT FNumber 214032			**STATEWIDE CLEANING SUPPLIES**		**1,075.37**
15/04/2021	$APINVCE	SI414727	STATEWIDE CLEANING SUPPLIES	Stores and Materials	1,044.22
15/04/2021	$APINVCE	SI416034	STATEWIDE CLEANING SUPPLIES	cleaning chemical and stores supply for	31.15
Cheque/EFT FNumber 214033			**CSP GROUP PTY LTD T/AS STIHL SHOP OSBORNE PARK**		**119.95**
15/04/2021	$APINVCE	67020#7	CSP GROUP PTY LTD T/AS STIHL SHOP OSBORNE PARI	Spare Parts for Parks Minor Plant	119.95
Cheque/EFT FNumber 214034			**TELSTRA**		**6,987.71**
15/04/2021	$APINVCE	4681945038	TELSTRA	DATA CHARGES FOR 16 January-15 February	45.50
15/04/2021	$APINVCE	4681945111	TELSTRA	DATA CHARGES FOR 16 January-15 February	3,604.06

City of Perth

Schedule of Accounts Paid - Municipal Fund

For the Period: 01/04/2021-30/04/2021

Payment Date	Document Type	Invoice Number	Payee	Payment Details	Payment Amount
15/04/2021	$APINVCE	4681944502	TELSTRA	DATA CHARGES FOR 16 January-15 February	3,338.15
Cheque/EFT FNumber 214035			**TOTAL EDEN PTY LTD T/AS Nutrien Water**		**18,956.68**
15/04/2021	$APINVCE	411414386	TOTAL EDEN PTY LTD T/AS Nutrien Water	Stores Stock	127.25
15/04/2021	$APINVCE	411381846	TOTAL EDEN PTY LTD T/AS Nutrien Water	Central Control Solar Battery Replacemen	2,420.00
15/04/2021	$APINVCE	411340858	TOTAL EDEN PTY LTD T/AS Nutrien Water	Depot Main Store Stock	12,833.38
15/04/2021	$APINVCE	411381851	TOTAL EDEN PTY LTD T/AS Nutrien Water	Pump Fault Works for ICCMS	2,579.50
15/04/2021	$APINVCE	411338935	TOTAL EDEN PTY LTD T/AS Nutrien Water	Supply irrigation parts quote 20370198	280.10
15/04/2021	$APINVCE	411456516	TOTAL EDEN PTY LTD T/AS Nutrien Water	Supply 2 x battery controller nodes quot	313.50
15/04/2021	$APINVCE	411448059	TOTAL EDEN PTY LTD T/AS Nutrien Water	Stores Stock	328.15
15/04/2021	$APINVCE	411450611	TOTAL EDEN PTY LTD T/AS Nutrien Water	Store Stock	74.80
Cheque/EFT FNumber 214036			**ULTIMO CATERING & EVENTS PTY LTD**		**2,796.72**
15/04/2021	$APINVCE	00411492	ULTIMO CATERING & EVENTS PTY LTD	COP Catering Supplies	191.12
15/04/2021	$APINVCE	00411551	ULTIMO CATERING & EVENTS PTY LTD	COP Catering Supplies	526.60
15/04/2021	$APINVCE	00411550	ULTIMO CATERING & EVENTS PTY LTD	COP Catering Supplies	97.90
15/04/2021	$APINVCE	00411509	ULTIMO CATERING & EVENTS PTY LTD	COP Catering Supplies	1,875.50
15/04/2021	$APINVCE	00411552	ULTIMO CATERING & EVENTS PTY LTD	COP Catering Supplies	105.60
Cheque/EFT FNumber 214037			**UES (INT'L) PTY LTD T/AS UES INTERNATIONAL**		**33.66**
15/04/2021	$APINVCE	INV60-000292661	UES (INT'L) PTY LTD T/AS UES INTERNATIONAL	Compression Locks for Small Pavement Cle	33.66
Cheque/EFT FNumber 214038			**VALVOLINE (AUSTRALIA) PTY LTD**		**2,445.37**
15/04/2021	$APINVCE	3832933	VALVOLINE (AUSTRALIA) PTY LTD	Engine and Hydraulic Oil for the Fleet V	2,445.37
Cheque/EFT FNumber 214039			**THE WESTERN AUSTRALIAN DEAF SOCIETY INC T/AS ACCESS PLUS WA**		**243.85**
15/04/2021	$APINVCE	67647	THE WESTERN AUSTRALIAN DEAF SOCIETY INC T/AS A	Auslan interpretation required for every	243.85
Cheque/EFT FNumber 214040			**WARP PTY LTD**		**434.41**
15/04/2021	$APINVCE	121614	WARP PTY LTD	Traffic Management to assist with pedest	434.41
Cheque/EFT FNumber 214041			**WEST AUSTRALIAN LOCAL GOVERNMENT ASSOC ASSOCIATION**		**1,276.00**
15/04/2021	$APINVCE	I3084769	WEST AUSTRALIAN LOCAL GOVERNMENT ASSOC ASS	BMeldrum, Learning & Development City De	120.00
15/04/2021	$APINVCE	I3086337	WEST AUSTRALIAN LOCAL GOVERNMENT ASSOC ASS	Preparing Agendas and Minutes - 14.05.21	578.00
15/04/2021	$APINVCE	I3086336	WEST AUSTRALIAN LOCAL GOVERNMENT ASSOC ASS	Preparing Agendas and Minutes - 14.05.21	578.00
Cheque/EFT FNumber 214042			**Western Australian Electoral Commission**		**77,723.70**
15/04/2021	$APINVCE	3272	Western Australian Electoral Commission	Electoral Officer for 2020 Extraordinary	77,723.70
Cheque/EFT FNumber 214043			**WESTERN POWER**		**2,640.00**
15/04/2021	$APINVCE	CORPB0541181	WESTERN POWER	WP Design Fee - Mount St FHR Dome Reloca	1,320.00
15/04/2021	$APINVCE	CORPB0541180	WESTERN POWER	WP Design Fee - Mount St FHR Dome Reloca	1,320.00
Cheque/EFT FNumber 214044			**WURTH AUSTRALIA PTY LTD**		**441.47**
15/04/2021	$APINVCE	4307512387	WURTH AUSTRALIA PTY LTD	XL Disposal Gloves for Depot Workshop Me	207.24
15/04/2021	$APINVCE	4307512309	WURTH AUSTRALIA PTY LTD	Stores Stock	234.23
Cheque/EFT FNumber 214046			**JORDAN TAYLOR**		**699.16**
15/04/2021	$APINVCE	11032021	JORDAN TAYLOR	RFD GOOGLE ADDS (TRIAL) JAN/MARCH 21	699.16
Cheque/EFT FNumber 214047			**LOOKUPSTRATA PTY LTD**		**1,000.00**
15/04/2021	$APINVCE	30541	LOOKUPSTRATA PTY LTD	RFD BOND-PERTH TOWN HALL	1,000.00
Cheque/EFT FNumber 214048			**SAMANTHA WALAWWE**		**115.00**
15/04/2021	$APINVCE	01124606	SAMANTHA WALAWWE	RFD CANCELLED PARKING CARD/DEPOSIT	115.00
Cheque/EFT FNumber 214049			**THE PIDDINGTON SOCIETY**		**1,000.00**
15/04/2021	$APINVCE	31509	THE PIDDINGTON SOCIETY	RFD BOND-PERTH TOWN HALL	1,000.00
Cheque/EFT FNumber 214050			**PERTH COOL**		**1,556.50**
15/04/2021	$APINVCE	32206	PERTH COOL	RFD BOND-PERTH TOWN HALL	1,556.50
Cheque/EFT FNumber 214051			**ANDREW MEAKIN**		**500.00**
15/04/2021	$APINVCE	32631	ANDREW MEAKIN	RFD BOND - PERTH TOWN HALL	500.00
Cheque/EFT FNumber 214052			**WILLETTON BASEBALL CLUB**		**1,000.00**
15/04/2021	$APINVCE	30891	WILLETTON BASEBALL CLUB	RFD BOND - PERTH TOWN HALL	1,000.00
Cheque/EFT FNumber 214053			**REX SADEWATER**		**20.19**
15/04/2021	$APINVCE	01120422	REX SADEWATER	RFD CANCELLATION OF PARKING CARD/DEPOSIT	20.19
Cheque/EFT FNumber 214054			**DELSTRAT PTY LTD**		**48,098.63**
15/04/2021	$APINVCE	BA2010189	DELSTRAT PTY LTD	RFD WORKBOND-16 VENTNOR AVE WEST PTH	48,098.63
Cheque/EFT FNumber 214055			**M CONSTRUCTION (WA) PTY LTD**		**2,495.59**
15/04/2021	$APINVCE	BPC2021165	M CONSTRUCTION (WA) PTY LTD	RFD APP-132 PLAIN ST PTH BPC-2021/165	2,495.59
Cheque/EFT FNumber 214056			**NORTHBRIDGE BREWING COMPANY PTY LTD**		**607.20**
15/04/2021	$APINVCE	080421	NORTHBRIDGE BREWING COMPANY PTY LTD	RFD REPAIRS TO DAMAGED EQUIPMENT	607.20
Cheque/EFT FNumber 214057			**FABIAN PAUL MCKENNA MADISON ACCOUNT**		**101.90**
15/04/2021	$APINVCE	090421	FABIAN PAUL MCKENNA MADISON ACCOUNT	RFD APPLICATION 5 TULLY RD EAST PERTH	101.90
Cheque/EFT FNumber 214058			**OJOLAS HOLDINGS PTY LTD**		**6,250.00**
15/04/2021	$APINVCE	BLDBPC2020	OJOLAS HOLDINGS PTY LTD	RFD WORKBOND BLD/BPC-2020/448 RAINE SQ	6,250.00
Cheque/EFT FNumber 214059			**NEDLANDS PANEL & PAINT PTY LTD**		**393.34**
15/04/2021	$APINVCE	1GYM884	NEDLANDS PANEL & PAINT PTY LTD	VEHICLE RPRS-P1040047 LT0580 1GYM884	393.34
Cheque/EFT FNumber 214060			**RAY WHITE COMMERCIAL (WA) REBA TST ACNT**		**796.50**
15/04/2021	$APINVCE	A1104728	RAY WHITE COMMERCIAL (WA) REBA TST ACNT	RFD RATES 1/82 KING ST PERTH	796.50
Cheque/EFT FNumber 214061			**MODUS DESIGN PTY LTD**		**147.00**
15/04/2021	$APINVCE	DA20215054	MODUS DESIGN PTY LTD	PD APP FEE DBLE-DA-2021/5054 712-720 HAY	147.00
Cheque/EFT FNumber 214062			**SEBASTIAN SMITH**		**120.00**
15/04/2021	$APINVCE	060421	SEBASTIAN SMITH	HEALTHY LIFESTYLE - S SMITH	120.00

City of Perth

Schedule of Accounts Paid - Municipal Fund

For the Period: 01/04/2021-30/04/2021

Payment Date	Document Type	Invoice Number	Payee	Payment Details	Payment Amount
Cheque/EFT FNumber 214063			**AMANDA BENTLEY**		**120.00**
15/04/2021	$APINVCE	12042021	AMANDA BENTLEY	HEALTHY LIFESTYLE - A BENTLEY	120.00
Cheque/EFT FNumber 214064			**MUFID KHALIL SAIN**		**119.99**
15/04/2021	$APINVCE	070421	MUFID KHALIL SAIN	HEALTHY LIFESTYLE - M K SAIN	119.99
Cheque/EFT FNumber 214065			**TESSA M FRICKE**		**120.00**
15/04/2021	$APINVCE	13042021	TESSA M FRICKE	HEALTHY LIFESTYLE -T FRICKE	120.00
Cheque/EFT FNumber 214066			**MEL WILSON**		**110.00**
15/04/2021	$APINVCE	24022021	MEL WILSON	OPTICAL - M WILSON	110.00
Cheque/EFT FNumber 214067			**CHRISTINE LIM ABRHAMS**		**364.56**
15/04/2021	$APINVCE	240321	CHRISTINE LIM ABRHAMS	RFD NOVATED LEASE-FLEETCARE DEDUCTIONS	364.56
Cheque/EFT FNumber 214068			**MARGARET CULBONG**		**1,000.00**
19/04/2021	$APINVCE	16042021	MARGARET CULBONG	FIRESIDE YARNING ON MATTA GERUP-16/4	1,000.00
Cheque/EFT FNumber 214069			**BEN TAYLOR**		**1,300.00**
19/04/2021	$APINVCE	15032021	BEN TAYLOR	HERITAGE PTH W/E FIRESIDE YARNING	300.00
19/04/2021	$APINVCE	16042021	BEN TAYLOR	FIRE SIDE YARNING MATAGARUP HERITAGE PTH	1,000.00
Cheque/EFT FNumber 214070			**THE UNIVERSITY OF WESTERN AUSTRALIA**		**457.79**
22/04/2021	$APINVCE	9846002454	THE UNIVERSITY OF WESTERN AUSTRALIA	UWA UNDERPASS MAINTENANCE - 2020/21 FIN	457.79
Cheque/EFT FNumber 214071			**RENT A FENCE PTY LTD**		**3,168.00**
22/04/2021	$APINVCE	RF102903	RENT A FENCE PTY LTD	April School Holidays- Toilet Hire	3,168.00
Cheque/EFT FNumber 214072			**CTI5 PTY LTD**		**2,781.11**
22/04/2021	$APINVCE	01069260	CTI5 PTY LTD	Ticket Machine (APM) Audit Fees 2020-21	2,781.11
Cheque/EFT FNumber 214073			**ALL FLAGS SIGNS AND BANNERS**		**10,745.74**
22/04/2021	$APINVCE	68527	ALL FLAGS SIGNS AND BANNERS	City Wide Generic COP and Visit Perth Fl	10,745.74
Cheque/EFT FNumber 214074			**BIDFOOD WA PTY LTD**		**710.39**
22/04/2021	$APCREDT	C5752152.P	BIDFOOD WA PTY LTD	BIDFOOD WA PTY	-50.08
22/04/2021	$APCREDT	C5747056.P	BIDFOOD WA PTY LTD	BIDFOOD WA PTY	-317.44
22/04/2021	$APCREDT	C5746285.P	BIDFOOD WA PTY LTD	BIDFOOD WA PTY	-274.62
22/04/2021	$APCREDT	C5736451PE	BIDFOOD WA PTY LTD	BIDFOOD WA PTY	-169.55
22/04/2021	$APCREDT	C5735723.P	BIDFOOD WA PTY LTD	BIDFOOD WA PTY	-68.44
22/04/2021	$APCREDT	C5734878.P	BIDFOOD WA PTY LTD	BIDFOOD WA PTY	-68.44
22/04/2021	$APCREDT	C5712728.P	BIDFOOD WA PTY LTD	BIDFOOD WA PTY	-26.60
22/04/2021	$APCREDT	C5739534PE	BIDFOOD WA PTY LTD	BIDFOOD WA PTY	-27.24
22/04/2021	$APINVCE	I51387629.PER	BIDFOOD WA PTY LTD	Catering supplies for Citiplace Communit	595.87
22/04/2021	$APINVCE	I52040328.PER	BIDFOOD WA PTY LTD	Catering supplies for Citiplace Communit	713.54
22/04/2021	$APINVCE	I52054197.PER	BIDFOOD WA PTY LTD	Catering supplies for Citiplace Communit	403.39
Cheque/EFT FNumber 214075			**DRYDEN DESIGNS**		**6,554.90**
22/04/2021	$APINVCE	INV-0070	DRYDEN DESIGNS	Amendment of Bus Shelter Design Drawings	6,554.90
Cheque/EFT FNumber 214076			**SOUTHERN METROPOLITAN REGIONAL COUNCIL**		**1,061.28**
22/04/2021	$APINVCE	15389	SOUTHERN METROPOLITAN REGIONAL COUNCIL	Provision of Waste disposal for Food Org	1,061.28
Cheque/EFT FNumber 214077			**TANKS FOR HIRE**		**17,779.08**
22/04/2021	$APINVCE	00010489	TANKS FOR HIRE	Drinking water and tanks	17,779.08
Cheque/EFT FNumber 214078			**IRON MOUNTAIN AUSTRALIA GROUP PTY LTD**		**648.69**
22/04/2021	$APINVCE	109006881	IRON MOUNTAIN AUSTRALIA GROUP PTY LTD	Monthly ICT Backup Tape Collection/Stora	638.31
22/04/2021	$APINVCE	AUS828078	IRON MOUNTAIN AUSTRALIA GROUP PTY LTD	Iron Mountain - Recycled Waste Bin Order	10.38
Cheque/EFT FNumber 214079			**ADVANCED TRAFFIC MANAGEMENT**		**3,809.58**
22/04/2021	$APINVCE	00144880	ADVANCED TRAFFIC MANAGEMENT	Supply of Traffic Management - Parks	1,895.58
22/04/2021	$APINVCE	00144933	ADVANCED TRAFFIC MANAGEMENT	Mon 22nd March - Fire Milligan Street	1,914.00
Cheque/EFT FNumber 214080			**DATA 3**		**26,549.42**
22/04/2021	$APINVCE	01996819	DATA 3	Azure Usage Charges - billed quarterly	26,328.66
22/04/2021	$APINVCE	01998819	DATA 3	1 X MICROSOFT EXCHANGE ONLINE PLAN 2 LIC	220.76
Cheque/EFT FNumber 214081			**WEST AUSTRALIAN MARATHON CLUB (INCORPORATED)**		**5,500.00**
22/04/2021	$APINVCE	32	WEST AUSTRALIAN MARATHON CLUB (INCORPORATE	Event QRG - Perth Bridges Fun Run, WA Ma	5,500.00
Cheque/EFT FNumber 214082			**ROSMECH SALES AND SERVICE PTY LTD**		**505.67**
22/04/2021	$APINVCE	109126	ROSMECH SALES AND SERVICE PTY LTD	Parts for Large Road Sweeper - Filter Cl	505.67
Cheque/EFT FNumber 214083			**THYSSENKRUPP ELEVATOR AUSTRALIA PTY LTD**		**444.40**
22/04/2021	$APINVCE	8067130017	THYSSENKRUPP ELEVATOR AUSTRALIA PTY LTD	REACTIVE LIFT AND ESCALATOR MAINTENANCE	444.40
Cheque/EFT FNumber 214084			**GLOBAL AUTOCOAT PTY LTD**		**371.16**
22/04/2021	$APINVCE	SINV404330	GLOBAL AUTOCOAT PTY LTD	Supply of product: 1 x IMPERITE 300 GP2	371.16
Cheque/EFT FNumber 214085			**MAJESTIC PLUMBING**		**3,995.39**
22/04/2021	$APCREDT	110321	MAJESTIC PLUMBING	Invoices 239411/239346/239347/239245/239	-50.00
22/04/2021	$APINVCE	239347	MAJESTIC PLUMBING	VARIOUS SITES - UNPLANNED PLUMBING MAINT	288.04
22/04/2021	$APINVCE	239348	MAJESTIC PLUMBING	VARIOUS SITES - UNPLANNED PLUMBING MAINT	120.24
22/04/2021	$APINVCE	239735	MAJESTIC PLUMBING	VARIOUS SITES - UNPLANNED PLUMBING MAINT	154.62
22/04/2021	$APINVCE	239744	MAJESTIC PLUMBING	VARIOUS SITES - UNPLANNED PLUMBING MAINT	231.92
22/04/2021	$APINVCE	239822	MAJESTIC PLUMBING	VARIOUS SITES - UNPLANNED PLUMBING MAINT	529.85
22/04/2021	$APINVCE	239671	MAJESTIC PLUMBING	VARIOUS SITES - UNPLANNED PLUMBING MAINT	87.40
22/04/2021	$APINVCE	239231	MAJESTIC PLUMBING	VARIOUS SITES - UNPLANNED PLUMBING MAINT	2,467.70
22/04/2021	$APINVCE	239346	MAJESTIC PLUMBING	VARIOUS SITES - UNPLANNED PLUMBING MAINT	165.62
Cheque/EFT FNumber 214086			**FOXTEL SUBSCRIBER PAYMENTS**		**155.00**
22/04/2021	$APINVCE	388224545	FOXTEL SUBSCRIBER PAYMENTS	Foxtel for City Arts Space (a/c 6449301)	155.00

City of Perth

Schedule of Accounts Paid - Municipal Fund

For the Period: 01/04/2021-30/04/2021

Payment Date	Document Type	Invoice Number	Payee	Payment Details	Payment Amount
Cheque/EFT FNumber 214088			**ACCESS BRICKPAVING CO**		**2,860.00**
22/04/2021	$APINVCE	12022034	ACCESS BRICKPAVING CO	Murray St @ Colin St	2,860.00
Cheque/EFT FNumber 214089			**DEPARTMENT OF TRANSPORT**		**11,934.00**
22/04/2021	$APINVCE	04 1000078378	DEPARTMENT OF TRANSPORT	JH Abrahams Reserve Jetty Number 1090 -	42.20
22/04/2021	$APINVCE	8001273	DEPARTMENT OF TRANSPORT	Vehicle Registration Searches (WA)	11,891.80
Cheque/EFT FNumber 214090			**EOS ELECTRICAL**		**18,064.83**
22/04/2021	$APINVCE	00014613	EOS ELECTRICAL	Electrical maintenance of street lights	344.93
22/04/2021	$APINVCE	00014377	EOS ELECTRICAL	Generic street banner installation	3,337.55
22/04/2021	$APINVCE	00014512	EOS ELECTRICAL	Electrical maintenance of street lights	135.30
22/04/2021	$APINVCE	00014542	EOS ELECTRICAL	Electrical maintenance of street lights	331.69
22/04/2021	$APINVCE	00014572	EOS ELECTRICAL	Electrical maintenance of street lights	440.00
22/04/2021	$APINVCE	00014577	EOS ELECTRICAL	Christmas decorations-2020 Extension le	239.61
22/04/2021	$APINVCE	00014541	EOS ELECTRICAL	Christmas Decorations 2020- Relocation t	190.30
22/04/2021	$APINVCE	00014576	EOS ELECTRICAL	Banner installation and removal costs	9,445.15
22/04/2021	$APINVCE	00014222	EOS ELECTRICAL	Q00014222 Replace Cam Pole Murray Street	3,600.30
Cheque/EFT FNumber 214091			**JAMES BENNETT PTY LTD**		**698.88**
22/04/2021	$APINVCE	4745495	JAMES BENNETT PTY LTD	Library Stock purchases of assorted Book	27.99
22/04/2021	$APINVCE	PSO427011	JAMES BENNETT PTY LTD	Library Stock purchases of assorted Book	148.45
22/04/2021	$APINVCE	4745496	JAMES BENNETT PTY LTD	Library Stock purchases of assorted Book	33.45
22/04/2021	$APINVCE	4745460	JAMES BENNETT PTY LTD	Assorted E-Books - PER AXS	172.91
22/04/2021	$APINVCE	4745499	JAMES BENNETT PTY LTD	Library Stock purchases of assorted Book	218.04
22/04/2021	$APINVCE	PSO427014	JAMES BENNETT PTY LTD	Library Stock purchases of assorted Book	98.04
Cheque/EFT FNumber 214092			**FORCH AUSTRALIA PTY LTD**		**404.20**
22/04/2021	$APINVCE	SI86354	FORCH AUSTRALIA PTY LTD	Workshop Consumables - Nyloc Nuts, Flat	404.20
Cheque/EFT FNumber 214093			**GILMOUR & JOOSTE ELECTRICAL**		**4,262.01**
22/04/2021	$APINVCE	INV-13117	GILMOUR & JOOSTE ELECTRICAL	Electrical maintenance for street lighti	163.73
22/04/2021	$APINVCE	INV-13112	GILMOUR & JOOSTE ELECTRICAL	Electrical maintenance for street lighti	163.73
22/04/2021	$APINVCE	INV-13111	GILMOUR & JOOSTE ELECTRICAL	Electrical maintenance for street lighti	283.91
22/04/2021	$APINVCE	INV-13106	GILMOUR & JOOSTE ELECTRICAL	Electrical maintenance for street lighti	297.00
22/04/2021	$APINVCE	INV-13116	GILMOUR & JOOSTE ELECTRICAL	Electrical maintenance for street lighti	163.73
22/04/2021	$APINVCE	INV-13115	GILMOUR & JOOSTE ELECTRICAL	Electrical maintenance for street lighti	163.73
22/04/2021	$APINVCE	INV-13114	GILMOUR & JOOSTE ELECTRICAL	Electrical maintenance for street lighti	163.73
22/04/2021	$APINVCE	INV-13113	GILMOUR & JOOSTE ELECTRICAL	Electrical maintenance for street lighti	163.73
22/04/2021	$APINVCE	INV-13032	GILMOUR & JOOSTE ELECTRICAL	Electrical maintenance for street lighti	246.72
22/04/2021	$APINVCE	INV-13065	GILMOUR & JOOSTE ELECTRICAL	Electrical maintenance for street lighti	1,048.58
22/04/2021	$APINVCE	INV-13066	GILMOUR & JOOSTE ELECTRICAL	Electrical maintenance for street lighti	233.83
22/04/2021	$APINVCE	INV-13064	GILMOUR & JOOSTE ELECTRICAL	Electrical maintenance for street lighti	230.22
22/04/2021	$APINVCE	INV-13063	GILMOUR & JOOSTE ELECTRICAL	Electrical maintenance for street lighti	222.59
22/04/2021	$APINVCE	INV-13060	GILMOUR & JOOSTE ELECTRICAL	Electrical maintenance for street lighti	257.37
22/04/2021	$APINVCE	INV-13062	GILMOUR & JOOSTE ELECTRICAL	Electrical maintenance for street lighti	161.58
22/04/2021	$APINVCE	INV-13061	GILMOUR & JOOSTE ELECTRICAL	Electrical maintenance for street lighti	297.83
Cheque/EFT FNumber 214094			**The Trustee for Discus on Demand Unit Trust**		**1,397.00**
22/04/2021	$APINVCE	00073437	The Trustee for Discus on Demand Unit Trust	OPTION 3 - QAM073437	1,397.00
Cheque/EFT FNumber 214095			**ALFRED BOCK T/AS AGB CONSULTING**		**2,021.25**
22/04/2021	$APINVCE	319	ALFRED BOCK T/AS AGB CONSULTING	Ombudsman Services to City of Perth - Al	2,021.25
Cheque/EFT FNumber 214096			**D.B CUNNINGHAM PTY LTD T/AS ADVANTEERING CIVIL ENGINEERS**		**1,069,660.20**
22/04/2021	$APINVCE	00002152	D.B CUNNINGHAM PTY LTD T/AS ADVANTEERING CIV	Wellington Square Playground constructio	1,069,660.20
Cheque/EFT FNumber 214097			**BUSINESS FOUNDATION INC**		**660.00**
22/04/2021	$APINVCE	00407416	BUSINESS FOUNDATION INC	Business Foundations - Business Advisor	660.00
Cheque/EFT FNumber 214098			**GREENLITE ELECTRICAL CONTRACTORS PTY LTD**		**2,609.33**
22/04/2021	$APINVCE	00013559	GREENLITE ELECTRICAL CONTRACTORS PTY LTD	Queens Gardens irrigation pump	2,609.33
Cheque/EFT FNumber 214099			**IMAGE SOURCE DIGITAL SOLUTIONS**		**258.50**
22/04/2021	$APINVCE	456559	IMAGE SOURCE DIGITAL SOLUTIONS	Coreflutes	258.50
Cheque/EFT FNumber 214100			**GJK FACILITY SERVICES**		**76,054.70**
22/04/2021	$APINVCE	398979	GJK FACILITY SERVICES	Planned Car Park Cleaning as per contrac	76,054.70
Cheque/EFT FNumber 214101			**JAPANESE TRUCK & BUS SPARES PTY LTD**		**1,124.15**
22/04/2021	$APINVCE	401197	JAPANESE TRUCK & BUS SPARES PTY LTD	April Filters for Depot Fleet Servicing	1,124.15
Cheque/EFT FNumber 214102			**LIGHTSPEED COMMUNICATIONS AUSTRALIA PTY LTD t/as LIGHTSPEED**		**3,588.49**
22/04/2021	$APINVCE	87243	LIGHTSPEED COMMUNICATIONS AUSTRALIA PTY LTD	Q24390East Perth Tunnel lighting Control	3,588.49
Cheque/EFT FNumber 214103			**INSTANT WEIGHT PTY LTD T/AS INSTANT WEIGHING**		**770.00**
22/04/2021	$APINVCE	INV2172	INSTANT WEIGHT PTY LTD T/AS INSTANT WEIGHING	Annual Load Scale Recalibration for Depo	770.00
Cheque/EFT FNumber 214104			**METRIX CONSULTING PTY LTD**		**12,118.34**
22/04/2021	$APINVCE	INV-1329	METRIX CONSULTING PTY LTD	Marketing impact evaluation and insights	12,118.34
Cheque/EFT FNumber 214105			**MARINOVICH FAMILY TRUST T/AS CARNIVAL AMUSEMENTS**		**9,975.00**
22/04/2021	$APINVCE	1205	MARINOVICH FAMILY TRUST T/AS CARNIVAL AMUSEI	Wellington Square Launch Event - Dream S	9,975.00
Cheque/EFT FNumber 214106			**PROPEL YOUTH ARTS WA**		**27,500.00**
22/04/2021	$APINVCE	33	PROPEL YOUTH ARTS WA	Event Spons - Propel Youth Arts WA, Yout	27,500.00
Cheque/EFT FNumber 214107			**McLEODS BARRISTERS AND SOLICITORS**		**5,500.00**
22/04/2021	$APINVCE	117626	McLEODS BARRISTERS AND SOLICITORS	Legal advice WA Aquatic Facility - Major	5,500.00
Cheque/EFT FNumber 214108			**SCANIA AUSTRALIA PTY LTD**		**92.00**

City of Perth

Schedule of Accounts Paid - Municipal Fund

For the Period: 01/04/2021-30/04/2021

Payment Date	Document Type	Invoice Number	Payee	Payment Details	Payment Amount
22/04/2021	$APINVCE	60622	SCANIA AUSTRALIA PTY LTD	Replacement Lockable Fuel Cap for Scania	92.00
Cheque/EFT FNumber 214109			**ELECTRICITY GENERATION AND RETAIL CORPORATION**		**217.66**
22/04/2021	$APINVCE	2077202065	ELECTRICITY GENERATION AND RETAIL CORPORATIOI	Electricity - U 2 110 Wellington Street	108.83
22/04/2021	$APINVCE	2057201524	ELECTRICITY GENERATION AND RETAIL CORPORATIOI	Electricity - Lot 7 Barrack Street Perth	108.83
Cheque/EFT FNumber 214110			**SOIL'N SAND PTY LTD**		**2,819.50**
22/04/2021	$APINVCE	INV-8656	SOIL'N SAND PTY LTD	Depot Stock	790.02
22/04/2021	$APINVCE	INV-8653	SOIL'N SAND PTY LTD	Stores Stock	2,029.48
Cheque/EFT FNumber 214111			**AUSTRALIAN HVAC SERVICES**		**2,211.00**
22/04/2021	$APINVCE	586328	AUSTRALIAN HVAC SERVICES	HVAC site walk through	2,211.00
22/04/2021	$APCREDT	60567	AUSTRALIAN HVAC SERVICES	Invoice 58771	-605.00
22/04/2021	$APINVCE	58771	AUSTRALIAN HVAC SERVICES	HVAC Planned Maintenance for 2020/2021 F	605.00
Cheque/EFT FNumber 214112			**WSP AUSTRALIA PTY LTD**		**1,809.78**
22/04/2021	$APINVCE	64085278	WSP AUSTRALIA PTY LTD	Thomas St Shared Path Concept Design awa	1,809.78
Cheque/EFT FNumber 214113			**ORACLE CORPORATION AUSTRALIA PTY LTD**		**928.02**
22/04/2021	$APINVCE	787925	ORACLE CORPORATION AUSTRALIA PTY LTD	Expiry Date is mandatory. Please complet	928.02
Cheque/EFT FNumber 214114			**S&S INDUSTRIES SPRAYSAFE WA**		**227.28**
22/04/2021	$APINVCE	547219	S&S INDUSTRIES SPRAYSAFE WA	Supply of: 3 x sets FILTEX5.SS 500mm SPR	227.28
Cheque/EFT FNumber 214115			**GAME VAULT PTY LTD**		**5,625.00**
22/04/2021	$APINVCE	GV1383	GAME VAULT PTY LTD	Autumn School Holiday Event- Game Vault	5,625.00
Cheque/EFT FNumber 214116			**SURVEYTECH TRAFFIC SURVEYS PTY LTD**		**3,520.00**
22/04/2021	$APINVCE	210320A	SURVEYTECH TRAFFIC SURVEYS PTY LTD	Royal Street Video Traffic Surveys	3,520.00
Cheque/EFT FNumber 214117			**THE SILVER THREADS BAND**		**250.00**
22/04/2021	$APINVCE	00290	THE SILVER THREADS BAND	Tuesday Morning Show 9 February Les Hoff	250.00
Cheque/EFT FNumber 214118			**MICKTRIC EVENTS**		**10,593.00**
22/04/2021	$APINVCE	INV-11850	MICKTRIC EVENTS	Street Lanterns for Lunar New Year 2021	10,593.00
Cheque/EFT FNumber 214119			**AUSTRALIA POST**		**1,628.85**
22/04/2021	$APINVCE	1010449904	AUSTRALIA POST	Australia Post Over the Counter Infringe	1,628.85
Cheque/EFT FNumber 214120			**MARK REISINGER T/AS MFR AUTOELECTRICS**		**926.04**
22/04/2021	$APINVCE	2129	MARK REISINGER T/AS MFR AUTOELECTRICS	Call Out To Rectify Faults in Rubbish Tr	100.60
22/04/2021	$APINVCE	2128	MARK REISINGER T/AS MFR AUTOELECTRICS	Call Out To Rectify Faults in Rubbish Tr	100.60
22/04/2021	$APINVCE	2127	MARK REISINGER T/AS MFR AUTOELECTRICS	Call Out To Rectify Faults in Rubbish Tr	100.60
22/04/2021	$APINVCE	2130	MARK REISINGER T/AS MFR AUTOELECTRICS	Call Out To Rectify Faults in Rubbish Tr	624.24
Cheque/EFT FNumber 214121			**WIRED & WIRELSS SOLUTIONS INTERNATIONAL**		**385.00**
22/04/2021	$APINVCE	00014953	WIRED & WIRELSS SOLUTIONS INTERNATIONAL	2 x Refurbished Arista B4 Duress Tags	385.00
Cheque/EFT FNumber 214122			**WESTERN METROPOLITAN REGIONAL COUNCIL**		**63.80**
22/04/2021	$APINVCE	M2104105	WESTERN METROPOLITAN REGIONAL COUNCIL	Green Waste Tipping Fees 20/21	63.80
Cheque/EFT FNumber 214123			**REBECCA LOUISE KRAWCZUK**		**260.00**
22/04/2021	$APINVCE	245	REBECCA LOUISE KRAWCZUK	Fitness classes for Citiplace Community	260.00
Cheque/EFT FNumber 214124			**PERTH TEMPORARY FENCING**		**1,267.75**
22/04/2021	$APINVCE	00001299	PERTH TEMPORARY FENCING	Roe Street Car Park - Temporary Fencing	1,267.75
Cheque/EFT FNumber 214125			**THE JESSEN GROUP PTY LTD T/AS SLIMLINE WAREHOUSE**		**1,194.26**
22/04/2021	$APINVCE	353900	THE JESSEN GROUP PTY LTD T/AS SLIMLINE WAREHO	Perspex Display Stands x 50 for buskers	1,194.26
Cheque/EFT FNumber 214126			**DEPARTMENT OF PLANNING, LANDS AND HERITAGE**		**10,486.00**
22/04/2021	$APINVCE	20042021	DEPARTMENT OF PLANNING, LANDS AND HERITAGE	T/F DAPS 707 MURRAY ST WP	10,486.00
Cheque/EFT FNumber 214127			**WINC AUSTRALIA PTY PTD**		**571.02**
22/04/2021	$APINVCE	9035724612	WINC AUSTRALIA PTY PTD	ICT Services Unit - blanket order for St	171.17
22/04/2021	$APINVCE	9035472746	WINC AUSTRALIA PTY PTD	Welfare Centre goods	193.20
22/04/2021	$APINVCE	9035644650	WINC AUSTRALIA PTY PTD	Stationery and paper supplies for level	101.27
22/04/2021	$APINVCE	9035644651	WINC AUSTRALIA PTY PTD	Stationery supplies, Non GST food suppli	53.47
22/04/2021	$APINVCE	9035640190	WINC AUSTRALIA PTY PTD	Catering Supplies and Beverages for Comm	51.91
Cheque/EFT FNumber 214128			**THE TRUSTEE FOR STUDIO LR TRUST T/AS RUTHERFORD HOUSE**		**3,258.20**
22/04/2021	$APINVCE	INV-0104	THE TRUSTEE FOR STUDIO LR TRUST T/AS RUTHERFO	Small Business Grant 20/21 Rutherford Ho	3,258.20
Cheque/EFT FNumber 214129			**ACE SECURITY AND EVENTS SERVICES**		**269.47**
22/04/2021	$APINVCE	00007207	ACE SECURITY AND EVENTS SERVICES	Security for Town Hall events - Ordered	269.47
Cheque/EFT FNumber 214130			**WINDOW WIPERS**		**275.00**
22/04/2021	$APINVCE	WW24563	WINDOW WIPERS	CONCOURSE - STAIRWELL WINDOW CLEANING	275.00
Cheque/EFT FNumber 214131			**ESSENTIAL FIRE SERVICES PTY LTD**		**419.65**
22/04/2021	$APINVCE	76684SM	ESSENTIAL FIRE SERVICES PTY LTD	FIGURES ARE AN ESTIMATE ONLY, BASED ON A	419.65
Cheque/EFT FNumber 214132			**TALENT INTERNATIONAL PTY LTD(WA)**		**1,891.31**
22/04/2021	$APINVCE	801196	TALENT INTERNATIONAL PTY LTD(WA)	Natalie Laffin - Relief Applicatio Off	1,891.31
Cheque/EFT FNumber 214133			**Freedom Fairies Pty Ltd**		**7,810.00**
22/04/2021	$APINVCE	INV-1563	Freedom Fairies Pty Ltd	Christmas Lights Trail Roving Performers	7,810.00
Cheque/EFT FNumber 214134			**Sports Turf Association WA Incorporated**		**300.00**
22/04/2021	$APINVCE	2336	Sports Turf Association WA Incorporated	WA Turf Seminar 2021 - Blake Humble (Coo	300.00
Cheque/EFT FNumber 214135			**SUEZ RECYCLING & RECOVERY PTY LTD**		**25,237.50**
22/04/2021	$APINVCE	42178456	SUEZ RECYCLING & RECOVERY PTY LTD	Provision of Waste Disposal Commingle Ti	25,237.50
Cheque/EFT FNumber 214136			**TECPRO AUSTRALIA PTY LTD**		**2,876.50**
22/04/2021	$APINVCE	T40906	TECPRO AUSTRALIA PTY LTD	Adjustment to Drain Cleaner Hose The Bal	2,876.50
Cheque/EFT FNumber 214137			**CORPORATE GOVERNANCE RISK PTY LTD**		**5,500.00**
22/04/2021	$APINVCE	IV00002560	CORPORATE GOVERNANCE RISK PTY LTD	Monthly Hosting Fees for Corporate Gover	5,500.00

City of Perth

Schedule of Accounts Paid - Municipal Fund

For the Period: 01/04/2021-30/04/2021

Payment Date	Document Type	Invoice Number	Payee	Payment Details	Payment Amount
Cheque/EFT FNumber 214138			**BATTERIES PLUS**		**179.30**
22/04/2021	$APINVCE	650972	BATTERIES PLUS	New Battery for Parks Mower	179.30
Cheque/EFT FNumber 214139			**SENSEI PRODUCTIVITY PTY LTD T/AS SENSEI PROJECT SOLUTIONS**		**2,200.00**
22/04/2021	$APINVCE	4184	SENSEI PRODUCTIVITY PTY LTD T/AS SENSEI PROJECT	Project Portfolio Management System	2,200.00
Cheque/EFT FNumber 214140			**LENARA NOMINEES PTY LTD T/AS PERTH NEWS DELIVERY**		**137.90**
22/04/2021	$APINVCE	30956	LENARA NOMINEES PTY LTD T/AS PERTH NEWS DELIV	Lenara Nominees P/L - Perth News Deliver	45.80
22/04/2021	$APINVCE	30885	LENARA NOMINEES PTY LTD T/AS PERTH NEWS DELIV	Newspapers - Level 4, Council House	92.10
Cheque/EFT FNumber 214141			**DRY CLEANING EXPRESS PTY LTD T/AS DRYCLEAN & LAUNDRY EXPRESS**		**191.40**
22/04/2021	$APINVCE	2171	DRY CLEANING EXPRESS PTY LTD T/AS DRYCLEAN & L	Dry cleaning express : COP catering Laun	47.30
22/04/2021	$APINVCE	2175	DRY CLEANING EXPRESS PTY LTD T/AS DRYCLEAN & L	CPP Ops Drycleaning	19.80
22/04/2021	$APINVCE	2144	DRY CLEANING EXPRESS PTY LTD T/AS DRYCLEAN & L	Ranger and Surveillance Dry Cleaning 20-	124.30
Cheque/EFT FNumber 214142			**OFFICE OF THE AUDITOR GENERAL**		**140,300.60**
22/04/2021	$APINVCE	328/2021	OFFICE OF THE AUDITOR GENERAL	Annual Financial Audit 2020	140,300.60
Cheque/EFT FNumber 214143			**Clyde & Co Australia**		**12,349.15**
22/04/2021	$APINVCE	AU020005563	Clyde & Co Australia	Asbestos Response - McDonald	12,349.15
Cheque/EFT FNumber 214144			**SHARON MAREE GREGORY**		**450.00**
22/04/2021	$APINVCE	21-185	SHARON MAREE GREGORY	Nyoongar Language Classes, Heritage Pert	450.00
Cheque/EFT FNumber 214145			**TSTEE GREEN F/TRUST & TSTEE HOOD F/TRUST T/A OFFICE MILK SUP**		**2,426.20**
22/04/2021	$APINVCE	146592	TSTEE GREEN F/TRUST & TSTEE HOOD F/TRUST T/A O	Catering Milk supplies	79.20
22/04/2021	$APINVCE	146593	TSTEE GREEN F/TRUST & TSTEE HOOD F/TRUST T/A O	Milk 2020/21 for Parking crib rooms and	163.56
22/04/2021	$APINVCE	146654	TSTEE GREEN F/TRUST & TSTEE HOOD F/TRUST T/A O	Operations Milk 20/21	240.24
22/04/2021	$APINVCE	143041	TSTEE GREEN F/TRUST & TSTEE HOOD F/TRUST T/A O	Milk - 2992 - Level 7 (GOV & FIN)	120.70
22/04/2021	$APINVCE	146584	TSTEE GREEN F/TRUST & TSTEE HOOD F/TRUST T/A O	Level one Milk order - July 2020 onward	169.84
22/04/2021	$APINVCE	145365	TSTEE GREEN F/TRUST & TSTEE HOOD F/TRUST T/A O	Level one Milk order - July 2020 onward	200.64
22/04/2021	$APINVCE	147553	TSTEE GREEN F/TRUST & TSTEE HOOD F/TRUST T/A O	Level 8 Milk Supplies	103.40
22/04/2021	$APINVCE	147544	TSTEE GREEN F/TRUST & TSTEE HOOD F/TRUST T/A O	Milk Supplies for LG Hub 2020/21 - ICT a	289.43
22/04/2021	$APINVCE	146591	TSTEE GREEN F/TRUST & TSTEE HOOD F/TRUST T/A O	Level 8 Milk Supplies	62.04
22/04/2021	$APINVCE	147555	TSTEE GREEN F/TRUST & TSTEE HOOD F/TRUST T/A O	Milk 2020/21 for Parking crib rooms and	209.83
22/04/2021	$APINVCE	147536	TSTEE GREEN F/TRUST & TSTEE HOOD F/TRUST T/A O	Milk order Level 6	150.48
22/04/2021	$APINVCE	147648	TSTEE GREEN F/TRUST & TSTEE HOOD F/TRUST T/A O	Milk supply for Citiplace Rest Centre	52.80
22/04/2021	$APINVCE	147552	TSTEE GREEN F/TRUST & TSTEE HOOD F/TRUST T/A O	iCity Kiosk Milk Supply	26.40
22/04/2021	$APINVCE	147546	TSTEE GREEN F/TRUST & TSTEE HOOD F/TRUST T/A O	Milk Supply for Level 5	250.80
22/04/2021	$APINVCE	147558	TSTEE GREEN F/TRUST & TSTEE HOOD F/TRUST T/A O	Surveillance milk supplies 20-21	175.60
22/04/2021	$APINVCE	145370	TSTEE GREEN F/TRUST & TSTEE HOOD F/TRUST T/A O	Milk - 2992 - Level 7 (GOV & FIN)	131.24
Cheque/EFT FNumber 214146			**DULUXGROUP(AUSTRALIA)PTY LTD T/AS DULUX AUSTRALIA**		**156.22**
22/04/2021	$APINVCE	WC04-0329901	DULUXGROUP(AUSTRALIA)PTY LTD T/AS DULUX AUST	Paint and Hardware Supplies for Use in G	156.22
Cheque/EFT FNumber 214147			**ASPERMONT LIMITED**		**1,100.00**
22/04/2021	$APINVCE	INV-04261	ASPERMONT LIMITED	Energy News Magazine. 3 x Advertisement	1,100.00
Cheque/EFT FNumber 214148			**J.H. FLUID TRANSFER SOLUTIONS PTY LTD T/AS PIRTEK MALAGA**		**349.82**
22/04/2021	$APINVCE	ML-T0040041	J.H. FLUID TRANSFER SOLUTIONS PTY LTD T/AS PIRTE	Call Out Repairs to Blown Hoses on Rubbi	349.82
Cheque/EFT FNumber 214149			**RICOH AUSTRALIA PTY LTD**		**2,645.18**
22/04/2021	$APINVCE	13703899	RICOH AUSTRALIA PTY LTD	Print Room - Ricoh Printer Financial Yea	2,645.18
Cheque/EFT FNumber 214150			**THE GRIFFITH FAMILY TRUST T/AS SUPERSTOCK SERVICES SUPERSTOCK FOOD SERVICES**		**129.93**
22/04/2021	$APINVCE	40449087	THE GRIFFITH FAMILY TRUST T/AS SUPERSTOCK SERV	Milk for Child Care	79.53
22/04/2021	$APINVCE	40449088	THE GRIFFITH FAMILY TRUST T/AS SUPERSTOCK SERV	Fruit juice and dairy products for the C	50.40
Cheque/EFT FNumber 214151			**BIG ISSUE IN AUSTRALIA LIMITED T/AS THE BIG ISSUE**		**3,019.50**
22/04/2021	$APINVCE	00022911	BIG ISSUE IN AUSTRALIA LIMITED T/AS THE BIG ISSUE	The Community Centre sells the Big Issue	1,732.50
22/04/2021	$APINVCE	00022912	BIG ISSUE IN AUSTRALIA LIMITED T/AS THE BIG ISSUE	The Community Centre sells the Big Issue	1,287.00
Cheque/EFT FNumber 214152			**SELECT FRESH PTY LTD**		**375.20**
22/04/2021	$APINVCE	289959	SELECT FRESH PTY LTD	Fruit and Vegetables	47.40
22/04/2021	$APINVCE	291784	SELECT FRESH PTY LTD	Fruit and Vegetables	116.94
22/04/2021	$APINVCE	291682	SELECT FRESH PTY LTD	Fruit and Veg for Child Care	210.86
Cheque/EFT FNumber 214153			**303 MULLENLOWE AUSTRALIA PTY LTD T/AS 303 MULLENLOWE**		**27,225.00**
22/04/2021	$APCREDT	7000070436	303 MULLENLOWE AUSTRALIA PTY LTD T/AS 303 MU	Invoice 5000705437	-1,375.00
22/04/2021	$APINVCE	5000817591	303 MULLENLOWE AUSTRALIA PTY LTD T/AS 303 MU	April School Holidays Campaign Google d	5,500.00
22/04/2021	$APINVCE	500817593	303 MULLENLOWE AUSTRALIA PTY LTD T/AS 303 MU	April School Holidays Campaign Google d	19,800.00
22/04/2021	$APINVCE	500817592	303 MULLENLOWE AUSTRALIA PTY LTD T/AS 303 MU	April School Holidays Campaign Google d	3,300.00
Cheque/EFT FNumber 214154			**OFFICEASY PTY LTD T/AS BUSINESS BASE**		**369.00**
22/04/2021	$APINVCE	INV-13165	OFFICEASY PTY LTD T/AS BUSINESS BASE	1x electric Sit stand riser QU15861	369.00
Cheque/EFT FNumber 214155			**Rooforce Facility Services Pty Ltd**		**6,490.00**
22/04/2021	$APINVCE	IN00000001013	Rooforce Facility Services Pty Ltd	Roo Force Facility Services	3,245.00
22/04/2021	$APINVCE	IV00000001023	Rooforce Facility Services Pty Ltd	Roo Force Facility Services	3,245.00
Cheque/EFT FNumber 214156			**Mission Bay Enterprises Pty Ltd t/as Crush**		**66.00**
22/04/2021	$APINVCE	INV-51317	Mission Bay Enterprises Pty Ltd t/as Crush	Updates to Heritage Perth website - fixe	66.00
Cheque/EFT FNumber 214157			**HTR ELECTRICAL AND INSPECTION SERVICES PTY LTD**		**2,992.00**
22/04/2021	$APINVCE	INV-0087	HTR ELECTRICAL AND INSPECTION SERVICES PTY LTD	Autumn School Holidays- Electrician Serv	2,992.00
Cheque/EFT FNumber 214158			**CAROL MITCHELL**		**328.50**
22/04/2021	$APINVCE	16042021	CAROL MITCHELL	CRAFT STALL REIMBURSEMENT 6/3/21	328.50
Cheque/EFT FNumber 214159			**CATHERINE JANET BROWN**		**358.20**
22/04/2021	$APINVCE	16042021	CATHERINE JANET BROWN	CRAFT STALL REIMBURSEMENT 6/3/21	358.20

City of Perth

Schedule of Accounts Paid - Municipal Fund

For the Period: 01/04/2021-30/04/2021

Payment Date	Document Type	Invoice Number	Payee	Payment Details	Payment Amount
Cheque/EFT FNumber 214160			**JEAN MACKIE**		**122.85**
22/04/2021	$APINVCE	16042021	JEAN MACKIE	CRAFT STALL REIMBURSEMENT 6/3/21	122.85
Cheque/EFT FNumber 214161			**Tyres 4U Pty Limited**		**21.78**
22/04/2021	$APINVCE	XX808482	Tyres 4U Pty Limited	New Tyres for Rubbish Trucks, Small Stre	21.78
Cheque/EFT FNumber 214162			**BUI KHANH DIEP T/AS LOVE LETTERS AU**		**240.00**
22/04/2021	$APINVCE	VFJX-041120	BUI KHANH DIEP T/AS LOVE LETTERS AU	Brass on the grass 2020 - 6004 sign	240.00
Cheque/EFT FNumber 214163			**Professional Search Group Pt t/as Professional Search Group**		**3,491.82**
22/04/2021	$APINVCE	INV-16891	Professional Search Group Pt t/as Professional Searc	BA for the Core Systems Program refer CM	3,491.82
Cheque/EFT FNumber 214164			**Hoban Recruitment Pty Ltd**		**6,820.82**
22/04/2021	$APINVCE	HPL16030	Hoban Recruitment Pty Ltd	Electrical Engineer temp	2,234.10
22/04/2021	$APINVCE	HPL16031	Hoban Recruitment Pty Ltd	CPP Ops Hoban PO - Replaces PO 241944 du	4,586.72
Cheque/EFT FNumber 214165			**Aboriginal United Services Pty Ltd**		**5,947.10**
22/04/2021	$APINVCE	00003795	Aboriginal United Services Pty Ltd	CDS Depot at 8 Aberdeen St	5,947.10
Cheque/EFT FNumber 214166			**Ink Strategy**		**13,337.50**
22/04/2021	$APINVCE	COP-00002/2021	Ink Strategy	Neighbourhood Place Planning and Engagem	13,337.50
Cheque/EFT FNumber 214167			**Riyad Failsal Al Absawi t/as OMG Coffee & Toastie**		**1,787.01**
22/04/2021	$APINVCE	150221	Riyad Failsal Al Absawi t/as OMG Coffee & Toastie	Small Business Grant 20/21 OMG Coffee (h	1,787.01
Cheque/EFT FNumber 214168			**Probe Investments Pty Ltd**		**14,400.00**
22/04/2021	$APINVCE	1729	Probe Investments Pty Ltd	Autumn School Holidays Event- Entertainm	14,400.00
Cheque/EFT FNumber 214169			**Isaiah Colin Walley-Stack**		**1,500.00**
22/04/2021	$APINVCE	1	Isaiah Colin Walley-Stack	Wellington Square Launch Traditional Per	1,500.00
Cheque/EFT FNumber 214170			**BLUE COLLAR PEOPLE**		**9,342.64**
22/04/2021	$APINVCE	00150371	BLUE COLLAR PEOPLE	WAC Dayshift Blue Collar Labour Costs -	5,501.07
22/04/2021	$APINVCE	00150370	BLUE COLLAR PEOPLE	Labour Hire Nightshift WE 4/4/21	3,841.57
Cheque/EFT FNumber 214171			**BOFFINS BOOKSHOP PTY LTD**		**29.69**
22/04/2021	$APINVCE	INV0147754	BOFFINS BOOKSHOP PTY LTD	Assorted Library Stock	29.69
Cheque/EFT FNumber 214172			**BUNNINGS BUILDING SUPPLIES P/L**		**326.92**
22/04/2021	$APINVCE	2260/00692486	BUNNINGS BUILDING SUPPLIES P/L	VARIOUS SITES - UNPLANNED MAINTENANCE -	59.89
22/04/2021	$APINVCE	2445/01300795	BUNNINGS BUILDING SUPPLIES P/L	Consumables & Sundries for workshop	39.95
22/04/2021	$APINVCE	2052/00114049	BUNNINGS BUILDING SUPPLIES P/L	Consumables & Sundries for workshop	128.84
22/04/2021	$APINVCE	2260/00619846	BUNNINGS BUILDING SUPPLIES P/L	Consumables & Sundries for workshop	77.05
22/04/2021	$APINVCE	2260/00604759	BUNNINGS BUILDING SUPPLIES P/L	VARIOUS SITES - UNPLANNED MAINTENANCE -	21.19
Cheque/EFT FNumber 214173			**CABCHARGE AUSTRALIA PTY LTD**		**209.11**
22/04/2021	$APINVCE	25079536P2010	CABCHARGE AUSTRALIA PTY LTD	CabchargeAcc. 25079536 Citizenship - saf	209.11
Cheque/EFT FNumber 214174			**AMPOL AUSTRALIA PETROLEUM PTY LTD**		**16,280.50**
22/04/2021	$APINVCE	9425351559	AMPOL AUSTRALIA PETROLEUM PTY LTD	Depot Fuel	16,280.50
Cheque/EFT FNumber 214175			**CEDA**		**180.00**
22/04/2021	$APINVCE	W210427-348021	CEDA	WA's 2030 hydrogen ambition Seminar for	180.00
Cheque/EFT FNumber 214176			**CENTRECARE CORPORATE**		**3,014.00**
22/04/2021	$APINVCE	24576	CENTRECARE CORPORATE	CENTRECARE CORPORATE EAP PROGRAM STANDIN	198.00
22/04/2021	$APINVCE	24575	CENTRECARE CORPORATE	CENTRECARE CORPORATE EAP PROGRAM STANDIN	2,816.00
Cheque/EFT FNumber 214177			**PROSEGUR AUSTRALIA PTY LTD T/AS CHUBB SECURITY SERVICES**		**8,204.18**
22/04/2021	$APINVCE	M2812442	PROSEGUR AUSTRALIA PTY LTD T/AS CHUBB SECURIT	Parking ticket machine cash counting an	8,204.18
Cheque/EFT FNumber 214178			**CITY OF STIRLING**		**8,826.40**
22/04/2021	$APINVCE	1467	CITY OF STIRLING	Waste Disposal - Tipping fees 20/21	8,826.40
Cheque/EFT FNumber 214179			**DARDANUP BUTCHERING UNIT TRUST T/AS DARDANUP BUTCHERING CO DARDANUP BUTCHERING C**		**1,541.39**
22/04/2021	$APINVCE	BL564895	DARDANUP BUTCHERING UNIT TRUST T/AS DARDANI	Dardanup Meats	391.78
22/04/2021	$APINVCE	BL564710	DARDANUP BUTCHERING UNIT TRUST T/AS DARDANI	Dardanup Meats	325.48
22/04/2021	$APINVCE	BL564176	DARDANUP BUTCHERING UNIT TRUST T/AS DARDANI	Dardanup Meats	406.97
22/04/2021	$APINVCE	BL564177	DARDANUP BUTCHERING UNIT TRUST T/AS DARDANI	Dardanup Meats	417.16
Cheque/EFT FNumber 214180			**LANDGATE**		**106.80**
22/04/2021	$APINVCE	1088723	LANDGATE	Landgate - Valuations, Title Searches &	106.80
Cheque/EFT FNumber 214181			**DEPUTY COMMISSIONER OF TAXATION**		**593,197.00**
22/04/2021	$HRPAYJNL	F 9/04/2021	DEPUTY COMMISSIONER OF TAXATION	ETP Tax (Code O)	32.00
22/04/2021	$HRPAYJNL	F 9/04/2021	DEPUTY COMMISSIONER OF TAXATION	Withholding Tax (PAYG)	18,816.00
22/04/2021	$HRPAYJNL	F 9/04/2021	DEPUTY COMMISSIONER OF TAXATION	SFSS	562.00
22/04/2021	$HRPAYJNL	F 9/04/2021	DEPUTY COMMISSIONER OF TAXATION	HELP	15,230.00
22/04/2021	$HRPAYJNL	F 9/04/2021	DEPUTY COMMISSIONER OF TAXATION	Extra Tax	1,697.00
22/04/2021	$HRPAYJNL	F 9/04/2021	DEPUTY COMMISSIONER OF TAXATION	Withholding Tax (PAYG)	444,590.00
22/04/2021	$HRPAYJNL	EF 9/04/2021	DEPUTY COMMISSIONER OF TAXATION	HELP	928.00
22/04/2021	$HRPAYJNL	EF 9/04/2021	DEPUTY COMMISSIONER OF TAXATION	Extra Tax	550.00
22/04/2021	$HRPAYJNL	EF 9/04/2021	DEPUTY COMMISSIONER OF TAXATION	Withholding Tax (PAYG)	110,792.00
Cheque/EFT FNumber 214182			**DILENA METAL SALES**		**320.00**
22/04/2021	$APINVCE	150753	DILENA METAL SALES	Supply of parking Pole	320.00
Cheque/EFT FNumber 214183			**ERNST & YOUNG**		**1,716.00**
22/04/2021	$APINVCE	AU91AL00011221	ERNST & YOUNG	Deferred Rates Audit 19/20	1,716.00
Cheque/EFT FNumber 214184			**HAYS PERSONNEL SERVICES (AUST) PTY LTD**		**18,642.11**
22/04/2021	$APINVCE	10213115	HAYS PERSONNEL SERVICES (AUST) PTY LTD	PO increased for contractor based on: $6	2,462.86
22/04/2021	$APINVCE	10128572	HAYS PERSONNEL SERVICES (AUST) PTY LTD	Project PPST800069. Systems Integration	1,044.42
22/04/2021	$APINVCE	10194670	HAYS PERSONNEL SERVICES (AUST) PTY LTD	Barry Davies. Systems Integration July	1,044.42

City of Perth

Schedule of Accounts Paid - Municipal Fund

For the Period: 01/04/2021-30/04/2021

Payment Date	Document Type	Invoice Number	Payee	Payment Details	Payment Amount
22/04/2021	$APINVCE	10213113	HAYS PERSONNEL SERVICES (AUST) PTY LTD	SCR Contractor Kevan Sercombe	2,707.55
22/04/2021	$APINVCE	10163455	HAYS PERSONNEL SERVICES (AUST) PTY LTD	Project PPST800069. Systems Integration	1,566.63
22/04/2021	$APINVCE	10194676	HAYS PERSONNEL SERVICES (AUST) PTY LTD	Supply of MTC Worker Marc Fordfrom the 8	1,895.83
22/04/2021	$APINVCE	10194669	HAYS PERSONNEL SERVICES (AUST) PTY LTD	Barry Davies. Systems Integration July	1,044.42
22/04/2021	$APINVCE	10192651	HAYS PERSONNEL SERVICES (AUST) PTY LTD	Supply of Maintenance Worker Daniel Crai	1,895.83
22/04/2021	$APINVCE	10213114	HAYS PERSONNEL SERVICES (AUST) PTY LTD	PO increased for contractor based on: $6	587.17
22/04/2021	$APINVCE	10213112	HAYS PERSONNEL SERVICES (AUST) PTY LTD	SCR Contractor Kevan Sercombe	130.50
22/04/2021	$APINVCE	10194666	HAYS PERSONNEL SERVICES (AUST) PTY LTD	Hays recruitment - temp personnel for wa	1,783.32
22/04/2021	$APINVCE	10079590	HAYS PERSONNEL SERVICES (AUST) PTY LTD	SCR Contractor Kevan Sercombe	2,479.16
Cheque/EFT FNumber 214185			**THE INSTITUTE OF INTERNAL AUDITORS-AUST**		**4,800.00**
22/04/2021	$APINVCE	199105	THE INSTITUTE OF INTERNAL AUDITORS-AUST	Risk & Audit Cttee training for elected	4,800.00
Cheque/EFT FNumber 214186			**KENNARDS HIRE NORTH PERTH**		**1,800.00**
22/04/2021	$APINVCE	22474296	KENNARDS HIRE NORTH PERTH	Hire of VMS Board East Perth	1,800.00
Cheque/EFT FNumber 214187			**Light Applications**		**10,560.00**
22/04/2021	$APINVCE	83321	Light Applications	Supply and deliver feature light fitting	10,560.00
Cheque/EFT FNumber 214188			**BUCHER MUNICIPAL PTY LTD**		**8,086.53**
22/04/2021	$APINVCE	997339	BUCHER MUNICIPAL PTY LTD	Major Repairs to Large Compactor / Bin L	8,086.53
Cheque/EFT FNumber 214189			**Perlex Holdings Pty Ltd t/as Mad Cow Entertainment Company of western Australia**		**5,290.00**
22/04/2021	$APINVCE	C9770	Perlex Holdings Pty Ltd t/as Mad Cow Entertainment	Wellington Square Launch - Inflatable Am	5,290.00
Cheque/EFT FNumber 214190			**MINDARIE REGIONAL COUNCIL**		**112,412.04**
22/04/2021	$APINVCE	SINV-043296	MINDARIE REGIONAL COUNCIL	Provision of landfill tipping - 20/21	56,187.99
22/04/2021	$APINVCE	SINV-043354	MINDARIE REGIONAL COUNCIL	Provision of landfill tipping - 20/21	56,224.05
Cheque/EFT FNumber 214191			**NATIONWIDE TRAINING PTY LTD**		**1,600.00**
22/04/2021	$APINVCE	17007	NATIONWIDE TRAINING PTY LTD	Parks Spotter Training (4 Sessions x 4 S	1,600.00
Cheque/EFT FNumber 214192			**NOVA NEWSAGENCY**		**869.23**
22/04/2021	$APINVCE	2354	NOVA NEWSAGENCY	Magazine, Local & Interstate Newspapers	869.23
Cheque/EFT FNumber 214193			**REINO INTERNATIONAL**		**52,088.44**
22/04/2021	$APINVCE	INV0059988	REINO INTERNATIONAL	refer credit note: CREDT 01052	46,932.19
22/04/2021	$APINVCE	R0018865	REINO INTERNATIONAL	standing order for 2020/2021 SLA per con	1,718.75
22/04/2021	$APINVCE	R0018695	REINO INTERNATIONAL	standing order for 2020/2021 SLA per con	1,718.75
22/04/2021	$APINVCE	R0018514	REINO INTERNATIONAL	standing order for 2020/2021 SLA per con	1,718.75
Cheque/EFT FNumber 214194			**PEDERSENS HIRE & STRUCTURES PTY LTD**		**13,438.55**
22/04/2021	$APINVCE	53762	PEDERSENS HIRE & STRUCTURES PTY LTD	Autumn School Holiday Event- Marquee Hir	13,438.55
Cheque/EFT FNumber 214195			**PERROTT PAINTING**		**10,590.23**
22/04/2021	$APINVCE	SINV17040	PERROTT PAINTING	Supply contract works: Recoating of 9 be	2,934.67
22/04/2021	$APINVCE	SINV17071	PERROTT PAINTING	Street Light Poles - 4 x Painting pole	378.40
22/04/2021	$APINVCE	SINV17087	PERROTT PAINTING	Supply contract works: Stirling Gardens	7,277.16
Cheque/EFT FNumber 214196			**RENTOKIL INIRIAL PTY LTD T/AS AMBIUS**		**4,337.62**
22/04/2021	$APINVCE	21464347	RENTOKIL INIRIAL PTY LTD T/AS AMBIUS	VARIOUS SITES - INDOOR PLANT HIRE & MAIN	4,337.62
Cheque/EFT FNumber 214197			**THE ROYAL LIFE SAVING SOCIETY WA INC**		**2,472.48**
22/04/2021	$APINVCE	133408	THE ROYAL LIFE SAVING SOCIETY WA INC	Water Feature Maintenance - Lake St , Fl	2,472.48
Cheque/EFT FNumber 214198			**RSEA PTY LTD**		**3,972.36**
22/04/2021	$APINVCE	11079159	RSEA PTY LTD	Employee Annual Uniform Order	39.93
22/04/2021	$APINVCE	10895704A	RSEA PTY LTD	2020 uniform order for Sam Fraser	26.40
22/04/2021	$APINVCE	11276468	RSEA PTY LTD	20 pairs of ThornArmor 3092 needlestick	1,777.39
22/04/2021	$APINVCE	10946999	RSEA PTY LTD	SNN Annual Uniform Order	301.13
22/04/2021	$APINVCE	10947005	RSEA PTY LTD	SNN Annual Uniform Order	238.43
22/04/2021	$APINVCE	10946979	RSEA PTY LTD	SNN Annual Uniform Order	270.33
22/04/2021	$APINVCE	10946972	RSEA PTY LTD	SNN Annual Uniform Order	281.33
22/04/2021	$APINVCE	11420545	RSEA PTY LTD	Safety Boots Steve Miller	137.50
22/04/2021	$APINVCE	11117838	RSEA PTY LTD	Supply of Uniform for John Creswell 2021	398.48
22/04/2021	$APINVCE	11320391	RSEA PTY LTD	Uniforms for Depot Workshop TA - Marie T	501.44
Cheque/EFT FNumber 214199			**DEPARTMENT PREMIER & CABINET - STATE LAW PUBLISHER**		**349.80**
22/04/2021	$APINVCE	1000327	DEPARTMENT PREMIER & CABINET - STATE LAW PUB	Gazettal of Amendment No 42	349.80
Cheque/EFT FNumber 214200			**STATEWIDE CLEANING SUPPLIES**		**1,759.75**
22/04/2021	$APINVCE	SI412110	STATEWIDE CLEANING SUPPLIES	Stores and Materials	998.60
22/04/2021	$APINVCE	S1411176	STATEWIDE CLEANING SUPPLIES	Safety signs - Caution Wet Sales Invoic	165.00
22/04/2021	$APINVCE	SI416497	STATEWIDE CLEANING SUPPLIES	cleaning chemical and stores supply for	596.15
Cheque/EFT FNumber 214201			**SWAN TOWING SERVICE**		**1,105.50**
22/04/2021	$APINVCE	00257535	SWAN TOWING SERVICE	Towing Fee for Isuzu Rubbish Truck from	1,105.50
Cheque/EFT FNumber 214202			**ABSOLUTE STONE**		**62,205.33**
22/04/2021	$APINVCE	19023-15A	ABSOLUTE STONE	Procurement of granite kerbs	60,439.83
22/04/2021	$APINVCE	00051279	ABSOLUTE STONE	Additional K10 Lintel Kerb for East End	1,765.50
Cheque/EFT FNumber 214203			**WATERLOGIC AUSTRALIA PTY LTD**		**62.70**
22/04/2021	$APINVCE	10614033	WATERLOGIC AUSTRALIA PTY LTD	Water cooler rental for Community Centre	62.70
Cheque/EFT FNumber 214204			**TOTAL EDEN PTY LTD T/AS Nutrien Water**		**126.75**
22/04/2021	$APINVCE	411461501	TOTAL EDEN PTY LTD T/AS Nutrien Water	Supply 1 x controller node Q20375963	126.75
Cheque/EFT FNumber 214205			**ULTIMO CATERING & EVENTS PTY LTD**		**1,702.91**
22/04/2021	$APINVCE	00411585	ULTIMO CATERING & EVENTS PTY LTD	COP Catering Supplies	118.80
22/04/2021	$APINVCE	00411586	ULTIMO CATERING & EVENTS PTY LTD	COP Catering Supplies	83.82

City of Perth

Schedule of Accounts Paid - Municipal Fund

For the Period: 01/04/2021-30/04/2021

Payment Date	Document Type	Invoice Number	Payee	Payment Details	Payment Amount
22/04/2021	$APINVCE	00411584	ULTIMO CATERING & EVENTS PTY LTD	COP Catering Supplies	154.00
22/04/2021	$APINVCE	00411565	ULTIMO CATERING & EVENTS PTY LTD	COP Catering Supplies	395.78
22/04/2021	$APINVCE	00411564	ULTIMO CATERING & EVENTS PTY LTD	COP Catering Supplies	362.01
22/04/2021	$APINVCE	00411558	ULTIMO CATERING & EVENTS PTY LTD	COP Catering Supplies	588.50
Cheque/EFT FNumber 214206			**WA HINO SALES & SERVICES**		**906.98**
22/04/2021	$APINVCE	272328	WA HINO SALES & SERVICES	Indicator Relay Assembly for Large Road	638.33
22/04/2021	$APINVCE	272789	WA HINO SALES & SERVICES	Oil Breather Filter for Smaller Hino Rub	268.65
Cheque/EFT FNumber 214207			**W.C. CONVENIENCE MANAGEMENT PTY LTD**		**16,588.99**
22/04/2021	$APINVCE	00012094	W.C. CONVENIENCE MANAGEMENT PTY LTD	VARIOUS SITES - APT CLEANING & MAINTENAN	7,098.30
22/04/2021	$APINVCE	00012095	W.C. CONVENIENCE MANAGEMENT PTY LTD	WELLINGTON SQUARE APT - CLEANING & MAINT	2,392.39
22/04/2021	$APINVCE	00011874	W.C. CONVENIENCE MANAGEMENT PTY LTD	VARIOUS SITES - APT CLEANING & MAINTENAN	7,098.30
Cheque/EFT FNumber 214208			**WESTERN RESOURCE RECOVERY PTY LTD**		**153.12**
22/04/2021	$APINVCE	80773	WESTERN RESOURCE RECOVERY PTY LTD	GREASE TRAP - PLANNED MAINTENANCE - 2020	153.12
Cheque/EFT FNumber 214209			**A J HERBERT**		**99.00**
22/04/2021	$APINVCE	EV2021/105	A J HERBERT	RFD FEE - WORLD WIDE RALLY-EV-2021/105	99.00
Cheque/EFT FNumber 214210			**ABLEBAY HOLDINGS PTY LTD**		**8,407.80**
22/04/2021	$APINVCE	A1031970	ABLEBAY HOLDINGS PTY LTD	RFD RATES CARLTON HOTEL-248-260 HAY ST	8,407.80
Cheque/EFT FNumber 214211			**BIJ & JJ DAVIES**		**45.00**
22/04/2021	$APINVCE	2707943	BIJ & JJ DAVIES	RFD FEE COP ENVIRO HEALTH	45.00
Cheque/EFT FNumber 214212			**H & C HULL**		**10.00**
22/04/2021	$APINVCE	30032021	H & C HULL	REFUND FOR SHORT RETURNED-PARKING	10.00
Cheque/EFT FNumber 214214			**DR MILLS**		**1,076.05**
22/04/2021	$APINVCE	A1096627	DR MILLS	RFD RATES-62/128 MOUNTS BAY RS&2/47 MALC	1,076.05
Cheque/EFT FNumber 214215			**F S COX**		**774.85**
22/04/2021	$APINVCE	A1010263	F S COX	RFD RATES-4/8 CLIVE ST WEST PERTH	774.85
Cheque/EFT FNumber 214216			**Consillion (Australia) Pty Ltd**		**42,824.10**
22/04/2021	$APINVCE	IN0016178	Consillion (Australia) Pty Ltd	Please approve Sprintquip / Concillion L	42,824.10
Cheque/EFT FNumber 214217			**JEREMY SMYTH**		**80.95**
22/04/2021	$APINVCE	06042021	JEREMY SMYTH	RFD CANCELLATION PARKING CARD 01124268	80.95
Cheque/EFT FNumber 214218			**WESTERN AUSTRALIAN TREASURY**		**711,834.69**
29/04/2021	$APINVCE	LOAN167	WESTERN AUSTRALIAN TREASURY	LOAN REPAYMETN 167 CAPITAL/INTEREST	711,834.69
Cheque/EFT FNumber 214219			**RENT A FENCE PTY LTD**		**1,295.25**
30/04/2021	$APINVCE	RF103076	RENT A FENCE PTY LTD	Autumn School Holidays Event- Fencing Hi	1,295.25
Cheque/EFT FNumber 214220			**Nursery & Garden Industry WA (Inc)**		**44,000.00**
30/04/2021	$APINVCE	IV00000000898	Nursery & Garden Industry WA (Inc)	Event Sponsorship - Perth Garden and Out	44,000.00
Cheque/EFT FNumber 214221			**CTI5 PTY LTD**		**8,045.29**
30/04/2021	$APINVCE	01069305	CTI5 PTY LTD	Coin Collection from Ticket Machines 202	5,264.18
30/04/2021	$APINVCE	01069303	CTI5 PTY LTD	Ticket Machine (APM) Audit Fees 2020-21	2,781.11
Cheque/EFT FNumber 214222			**BIDFOOD WA PTY LTD**		**5,838.09**
30/04/2021	$APINVCE	I52066845.PER	BIDFOOD WA PTY LTD	Catering supplies for Citiplace Communit	521.37
30/04/2021	$APCREDT	C5767773.P	BIDFOOD WA PTY LTD	BIDFOOD WA PTY	-169.79
30/04/2021	$APCREDT	C5752941.P	BIDFOOD WA PTY LTD	BIDFOOD WA PTY	-56.60
30/04/2021	$APINVCE	I51813277.PER	BIDFOOD WA PTY LTD	Catering supplies for Citiplace Communit	657.53
30/04/2021	$APINVCE	I51837035.PER	BIDFOOD WA PTY LTD	Catering supplies for Citiplace Communit	100.16
30/04/2021	$APINVCE	I51311552.PER	BIDFOOD WA PTY LTD	Catering supplies for Citiplace Communit	684.61
30/04/2021	$APINVCE	I51399731.PER	BIDFOOD WA PTY LTD	Catering supplies for Citiplace Communit	648.82
30/04/2021	$APINVCE	I51513060.PER	BIDFOOD WA PTY LTD	Catering supplies for Citiplace Communit	400.43
30/04/2021	$APINVCE	I52089487.PER	BIDFOOD WA PTY LTD	Catering supplies for Citiplace Communit	924.24
30/04/2021	$APINVCE	I52105815.PER	BIDFOOD WA PTY LTD	Catering supplies for Citiplace Communit	1,100.41
30/04/2021	$APINVCE	I52130955.PER	BIDFOOD WA PTY LTD	Catering supplies for Citiplace Communit	373.63
30/04/2021	$APINVCE	I52105817.PER	BIDFOOD WA PTY LTD	Catering supplies for Citiplace Communit	81.51
30/04/2021	$APINVCE	I5215586.3PER	BIDFOOD WA PTY LTD	Catering supplies for Citiplace Communit	571.77
Cheque/EFT FNumber 214223			**ARCHIVAL SURVIVAL**		**201.69**
30/04/2021	$APINVCE	00053783	ARCHIVAL SURVIVAL	Archival survival ENCPP9512 - PP sleeves	201.69
Cheque/EFT FNumber 214224			**SOUTHERN METROPOLITAN REGIONAL COUNCIL**		**1,502.16**
30/04/2021	$APINVCE	15469	SOUTHERN METROPOLITAN REGIONAL COUNCIL	Provision of Waste disposal for Food Org	1,502.16
Cheque/EFT FNumber 214225			**TANKS FOR HIRE**		**677.60**
30/04/2021	$APINVCE	00010562	TANKS FOR HIRE	Wellington Square Launch - Drinking Wate	677.60
Cheque/EFT FNumber 214226			**ADVANCED TRAFFIC MANAGEMENT**		**1,361.80**
30/04/2021	$APINVCE	00145126	ADVANCED TRAFFIC MANAGEMENT	Traffic Management for Twilight Hawkers	921.80
30/04/2021	$APINVCE	00145225	ADVANCED TRAFFIC MANAGEMENT	Royal St Site Specific TMP	440.00
Cheque/EFT FNumber 214227			**ENVIRONMENTAL HEALTH AUSTRALIA(WA)INC**		**2,655.00**
30/04/2021	$APINVCE	24851	ENVIRONMENTAL HEALTH AUSTRALIA(WA)INC	Training for Environmental Health Reque	2,655.00
Cheque/EFT FNumber 214228			**NESPRESSO**		**5,079.00**
30/04/2021	$APINVCE	37318813	NESPRESSO	Level 4 Coffee pods and coffee machine c	433.00
30/04/2021	$APINVCE	37775378	NESPRESSO	LG Hub - Nespresso Blanket Order for 202	3,660.00
30/04/2021	$APINVCE	37712828	NESPRESSO	Depot Nespresso Machine Accessories	206.00
30/04/2021	$APINVCE	37214155	NESPRESSO	Supplies for Pod Coffee Machine in Level	780.00
Cheque/EFT FNumber 214229			**ROSMECH SALES AND SERVICE PTY LTD**		**315.92**
30/04/2021	$APINVCE	109242	ROSMECH SALES AND SERVICE PTY LTD	Rubber Shirting for Suction Snorkel + Oi	315.92

City of Perth

Schedule of Accounts Paid - Municipal Fund

For the Period: 01/04/2021-30/04/2021

Payment Date	Document Type	Invoice Number	Payee	Payment Details	Payment Amount
Cheque/EFT FNumber 214230			**WESTBOOKS**		**518.78**
30/04/2021	$APINVCE	320567	WESTBOOKS	Assorted children's Library Stock	518.78
Cheque/EFT FNumber 214231			**PERTH EDUCATION CITY**		**49,500.00**
30/04/2021	$APINVCE	INV-0015	PERTH EDUCATION CITY	Econ Dev Sponsorship - Study Perth Inter	49,500.00
Cheque/EFT FNumber 214232			**ABORIGINAL PRODUCTIONS AND PROMOTIONS**		**6,050.00**
30/04/2021	$APINVCE	00005390	ABORIGINAL PRODUCTIONS AND PROMOTIONS	Dance preparation for Coolbaroo Dance, H	1,650.00
30/04/2021	$APINVCE	00005389	ABORIGINAL PRODUCTIONS AND PROMOTIONS	Performance for Coolbaroo Dance, Band,	4,400.00
Cheque/EFT FNumber 214233			**ALINTA SALES PTY LTD**		**17,344.69**
30/04/2021	$APINVCE	70360828	ALINTA SALES PTY LTD	Suite B1/Hay St, Perth	697.10
30/04/2021	$APINVCE	70360685	ALINTA SALES PTY LTD	Hill St, East Perth	67.86
30/04/2021	$APINVCE	70356798	ALINTA SALES PTY LTD	Parkway, Nedlands	386.87
30/04/2021	$APINVCE	70360933	ALINTA SALES PTY LTD	Suite B2/683 Hay St, Perth	479.32
30/04/2021	$APINVCE	70360783	ALINTA SALES PTY LTD	Unti A/2 Plain S, East Perth	2,027.17
30/04/2021	$APINVCE	70360784	ALINTA SALES PTY LTD	Nelson Cres, East Perth	849.33
30/04/2021	$APINVCE	70360786	ALINTA SALES PTY LTD	Nelson Cres, East Perth	799.90
30/04/2021	$APINVCE	70360839	ALINTA SALES PTY LTD	Unit 3/129 James St, Perth	970.11
30/04/2021	$APINVCE	70360965	ALINTA SALES PTY LTD	Unit 1/Riverside Dr, Perth	408.90
30/04/2021	$APINVCE	70360815	ALINTA SALES PTY LTD	James St, Northbridge	509.25
30/04/2021	$APINVCE	70360792	ALINTA SALES PTY LTD	Henry Lawson Walk, East Perth	607.18
30/04/2021	$APINVCE	70360851	ALINTA SALES PTY LTD	Unit A/160 Hay St, East Perth	426.76
30/04/2021	$APINVCE	70342379	ALINTA SALES PTY LTD	St Georges Tce Perth	1,064.02
30/04/2021	$APINVCE	70360779	ALINTA SALES PTY LTD	Plain St, East Perth	1,453.51
30/04/2021	$APINVCE	70360830	ALINTA SALES PTY LTD	St Georges Tce Perth	1,172.00
30/04/2021	$APINVCE	70360793	ALINTA SALES PTY LTD	Hay St, Perth	889.93
30/04/2021	$APINVCE	70360825	ALINTA SALES PTY LTD	Barrack St, Perth	966.74
30/04/2021	$APINVCE	70360790	ALINTA SALES PTY LTD	83 Royal St, East Perth	2,259.39
30/04/2021	$APINVCE	654999411	ALINTA SALES PTY LTD	Unit 0 420 Wellington Street Perth	1,309.35
Cheque/EFT FNumber 214234			**FITZGERALD PHOTOGRAPHIC LABORATORIES**		**293.80**
30/04/2021	$APINVCE	439576	FITZGERALD PHOTOGRAPHIC LABORATORIES	Photo of LM for Town Hall INVOICE - 439	223.80
30/04/2021	$APINVCE	439577	FITZGERALD PHOTOGRAPHIC LABORATORIES	Photo of LM for Town Hall INVOICE - 439	70.00
Cheque/EFT FNumber 214235			**EMBROIDME**		**786.72**
30/04/2021	$APINVCE	S29276	EMBROIDME	30 x volunteer shirts to be worn for vis	786.72
Cheque/EFT FNumber 214236			**FOXTEL SUBSCRIBER PAYMENTS**		**155.00**
30/04/2021	$APINVCE	383494159	FOXTEL SUBSCRIBER PAYMENTS	Foxtel for City Arts Space (a/c 6449301)	155.00
Cheque/EFT FNumber 214237			**CARLISLE EVENTS HIRE PTY LTD**		**3,327.50**
30/04/2021	$APINVCE	14598	CARLISLE EVENTS HIRE PTY LTD	Wellington Square Launch Event - Equipme	3,327.50
Cheque/EFT FNumber 214238			**ATOM SUPPLY**		**156.42**
30/04/2021	$APINVCE	P2166438	ATOM SUPPLY	Stores Stock	156.42
Cheque/EFT FNumber 214239			**ACCESS BRICKPAVING CO**		**62,235.86**
30/04/2021	$APINVCE	00100425	ACCESS BRICKPAVING CO	ROE ST CARPARK DISABLE RAMP	786.78
30/04/2021	$APINVCE	00100426	ACCESS BRICKPAVING CO	Quote dated 16/03/21 - To remove damaged	1,556.39
30/04/2021	$APINVCE	00100422	ACCESS BRICKPAVING CO	Blanket order for Access brick paving as	59,892.69
Cheque/EFT FNumber 214240			**SUNNY INDUSTRIAL BRUSHWARE**		**1,924.01**
30/04/2021	$APINVCE	00023212	SUNNY INDUSTRIAL BRUSHWARE	Annual Sweeper Brush Blanket Order for 3	1,924.01
Cheque/EFT FNumber 214241			**SONIC HEALTHPLUS PTY LTD**		**3,415.50**
30/04/2021	$APINVCE	2304817	SONIC HEALTHPLUS PTY LTD	Sonic Health - OSH - Drug & Alcohol Test	3,415.50
Cheque/EFT FNumber 214242			**EOS ELECTRICAL**		**46,839.61**
30/04/2021	$APINVCE	00014285	EOS ELECTRICAL	Generic street banner installation	15,143.36
30/04/2021	$APINVCE	00014329	EOS ELECTRICAL	Generic street banner installation	67.06
30/04/2021	$APINVCE	00014288	EOS ELECTRICAL	Generic street banner installation	301.75
30/04/2021	$APINVCE	00014488	EOS ELECTRICAL	City of Perth Library supply and install	1,017.06
30/04/2021	$APINVCE	00014614	EOS ELECTRICAL	Electrical maintenance of street lights	347.60
30/04/2021	$APINVCE	00014550	EOS ELECTRICAL	Electrical maintenance of street lights	959.28
30/04/2021	$APINVCE	00014554	EOS ELECTRICAL	Electrical maintenance of street lights	959.28
30/04/2021	$APINVCE	00014565	EOS ELECTRICAL	Electrical maintenance of street lights	978.31
30/04/2021	$APINVCE	00014546	EOS ELECTRICAL	Electrical maintenance of street lights	978.31
30/04/2021	$APINVCE	00014549	EOS ELECTRICAL	Electrical maintenance of street lights	959.28
30/04/2021	$APINVCE	00014553	EOS ELECTRICAL	Electrical maintenance of street lights	959.28
30/04/2021	$APINVCE	00014548	EOS ELECTRICAL	Electrical maintenance of street lights	959.28
30/04/2021	$APINVCE	00014617	EOS ELECTRICAL	Electrical maintenance of street lights	116.55
30/04/2021	$APINVCE	00014616	EOS ELECTRICAL	Electrical maintenance of street lights	116.55
30/04/2021	$APINVCE	00014612	EOS ELECTRICAL	Electrical maintenance of street lights	412.58
30/04/2021	$APINVCE	00014551	EOS ELECTRICAL	Electrical maintenance of street lights	959.28
30/04/2021	$APINVCE	00014563	EOS ELECTRICAL	Electrical maintenance of street lights	978.31
30/04/2021	$APINVCE	00014547	EOS ELECTRICAL	Electrical maintenance of street lights	978.31
30/04/2021	$APINVCE	00014599	EOS ELECTRICAL	Banner installation and removal costs	8,479.04
30/04/2021	$APINVCE	00014564	EOS ELECTRICAL	Electrical maintenance of street lights	978.31
30/04/2021	$APINVCE	00013726	EOS ELECTRICAL	Quote 13726 Inground Lights - ECC Tower	6,296.62
30/04/2021	$APINVCE	00014544	EOS ELECTRICAL	Electrical maintenance of street lights	978.31
30/04/2021	$APINVCE	00014543	EOS ELECTRICAL	Electrical maintenance of street lights	978.31

City of Perth

Schedule of Accounts Paid - Municipal Fund

For the Period: 01/04/2021-30/04/2021

Payment Date	Document Type	Invoice Number	Payee	Payment Details	Payment Amount
30/04/2021	$APINVCE	00014552	EOS ELECTRICAL	Electrical maintenance of street lights	959.28
30/04/2021	$APINVCE	00014555	EOS ELECTRICAL	Electrical maintenance of street lights	978.31
Cheque/EFT FNumber 214243			**DRAINFLOW SERVICES PTY LTD**		**1,592.44**
30/04/2021	$APINVCE	00007028	DRAINFLOW SERVICES PTY LTD	FORREST PLACE LOADING DOCK - GULLY PIT A	1,592.44
Cheque/EFT FNumber 214244			**JAMES BENNETT PTY LTD**		**2,628.99**
30/04/2021	$APINVCE	4745818	JAMES BENNETT PTY LTD	Library Stock purchases of assorted Book	25.70
30/04/2021	$APINVCE	PS0427386	JAMES BENNETT PTY LTD	Library Stock purchases of assorted Book	30.11
30/04/2021	$APINVCE	4746044	JAMES BENNETT PTY LTD	Library Stock purchases of assorted Book	157.35
30/04/2021	$APINVCE	4745823	JAMES BENNETT PTY LTD	Assorted E-Books - PER AXS	1,015.93
30/04/2021	$APINVCE	4745824	JAMES BENNETT PTY LTD	Assorted E-Books - PER AXS	72.59
30/04/2021	$APINVCE	4746045	JAMES BENNETT PTY LTD	Library Stock purchases of assorted Book	96.31
30/04/2021	$APINVCE	PS0427378	JAMES BENNETT PTY LTD	Library Stock purchases of assorted Book	179.26
30/04/2021	$APINVCE	PS0427385	JAMES BENNETT PTY LTD	Library Stock purchases of assorted Book	383.03
30/04/2021	$APINVCE	PS0427383	JAMES BENNETT PTY LTD	Library Stock purchases of assorted Book	420.14
30/04/2021	$APINVCE	4746038	JAMES BENNETT PTY LTD	Library Stock purchases of assorted Book	248.57
Cheque/EFT FNumber 214245			**FORCH AUSTRALIA PTY LTD**		**631.72**
30/04/2021	$APINVCE	SI84587	FORCH AUSTRALIA PTY LTD	FEB Work Shop Assorted Consumables - Dep	390.78
30/04/2021	$APINVCE	SI88597	FORCH AUSTRALIA PTY LTD	Workshop Consumables	240.94
Cheque/EFT FNumber 214246			**GILMOUR & JOOSTE ELECTRICAL**		**14,322.35**
30/04/2021	$APINVCE	INV-13248	GILMOUR & JOOSTE ELECTRICAL	VARIOUS SITES - UNPLANNED ELECTRICAL MAI	110.00
30/04/2021	$APINVCE	INV-13240	GILMOUR & JOOSTE ELECTRICAL	VARIOUS SITES - UNPLANNED ELECTRICAL MAI	110.00
30/04/2021	$APINVCE	INV-13243	GILMOUR & JOOSTE ELECTRICAL	VARIOUS SITES - UNPLANNED ELECTRICAL MAI	165.00
30/04/2021	$APINVCE	INV-13244	GILMOUR & JOOSTE ELECTRICAL	VARIOUS SITES - UNPLANNED ELECTRICAL MAI	297.00
30/04/2021	$APINVCE	INV13185	GILMOUR & JOOSTE ELECTRICAL	VARIOUS SITES - UNPLANNED ELECTRICAL MAI	110.00
30/04/2021	$APINVCE	INV-13247	GILMOUR & JOOSTE ELECTRICAL	VARIOUS SITES - UNPLANNED ELECTRICAL MAI	293.56
30/04/2021	$APINVCE	INV-13186	GILMOUR & JOOSTE ELECTRICAL	VARIOUS SITES - UNPLANNED ELECTRICAL MAI	165.00
30/04/2021	$APINVCE	INV-13184	GILMOUR & JOOSTE ELECTRICAL	VARIOUS SITES - UNPLANNED ELECTRICAL MAI	165.00
30/04/2021	$APINVCE	INV-13130	GILMOUR & JOOSTE ELECTRICAL	VARIOUS SITES - UNPLANNED ELECTRICAL MAI	385.00
30/04/2021	$APINVCE	INV-13077	GILMOUR & JOOSTE ELECTRICAL	VARIOUS SITES - UNPLANNED ELECTRICAL MAI	833.81
30/04/2021	$APINVCE	INV-13076	GILMOUR & JOOSTE ELECTRICAL	VARIOUS SITES - UNPLANNED ELECTRICAL MAI	570.22
30/04/2021	$APINVCE	INV-13075	GILMOUR & JOOSTE ELECTRICAL	VARIOUS SITES - UNPLANNED ELECTRICAL MAI	275.00
30/04/2021	$APINVCE	INV-13072	GILMOUR & JOOSTE ELECTRICAL	VARIOUS SITES - UNPLANNED ELECTRICAL MAI	110.00
30/04/2021	$APINVCE	INV-12498	GILMOUR & JOOSTE ELECTRICAL	Electrical maintenance for street lighti	2,936.59
30/04/2021	$APINVCE	INV-12781	GILMOUR & JOOSTE ELECTRICAL	Electrical maintenance for street lighti	1,038.85
30/04/2021	$APINVCE	INV-13208	GILMOUR & JOOSTE ELECTRICAL	Electrical maintenance for street lighti	179.98
30/04/2021	$APINVCE	INV-13071	GILMOUR & JOOSTE ELECTRICAL	VARIOUS SITES - UNPLANNED ELECTRICAL MAI	55.00
30/04/2021	$APINVCE	INV-13152	GILMOUR & JOOSTE ELECTRICAL	Electrical maintenance for street lighti	330.00
30/04/2021	$APINVCE	INV-13148	GILMOUR & JOOSTE ELECTRICAL	Electrical maintenance for street lighti	406.54
30/04/2021	$APINVCE	INV-13226	GILMOUR & JOOSTE ELECTRICAL	Electrical maintenance for street lighti	55.00
30/04/2021	$APINVCE	INV-13068	GILMOUR & JOOSTE ELECTRICAL	Electrical maintenance for street lighti	167.96
30/04/2021	$APINVCE	INV-13231	GILMOUR & JOOSTE ELECTRICAL	Electrical maintenance for street lighti	867.00
30/04/2021	$APINVCE	INV-13229	GILMOUR & JOOSTE ELECTRICAL	Electrical maintenance for street lighti	171.05
30/04/2021	$APINVCE	INV-13227	GILMOUR & JOOSTE ELECTRICAL	Electrical maintenance for street lighti	550.00
30/04/2021	$APINVCE	INV-13209	GILMOUR & JOOSTE ELECTRICAL	Electrical maintenance for street lighti	179.98
30/04/2021	$APINVCE	INV-13207	GILMOUR & JOOSTE ELECTRICAL	Electrical maintenance for street lighti	179.98
30/04/2021	$APINVCE	INV-13131	GILMOUR & JOOSTE ELECTRICAL	Container Deposit Scheme, Cash Redemptio	364.30
30/04/2021	$APINVCE	INV-13150	GILMOUR & JOOSTE ELECTRICAL	Electrical maintenance for street lighti	165.19
30/04/2021	$APINVCE	INV-13158	GILMOUR & JOOSTE ELECTRICAL	Electrical maintenance for street lighti	152.35
30/04/2021	$APINVCE	INV-13206	GILMOUR & JOOSTE ELECTRICAL	Electrical maintenance for street lighti	161.58
30/04/2021	$APINVCE	INV-13155	GILMOUR & JOOSTE ELECTRICAL	Electrical maintenance for street lighti	202.99
30/04/2021	$APINVCE	INV-13156	GILMOUR & JOOSTE ELECTRICAL	Electrical maintenance for street lighti	351.36
30/04/2021	$APINVCE	INV-13157	GILMOUR & JOOSTE ELECTRICAL	Electrical maintenance for street lighti	600.94
30/04/2021	$APINVCE	INV-13154	GILMOUR & JOOSTE ELECTRICAL	Electrical maintenance for street lighti	540.44
30/04/2021	$APINVCE	INV-13151	GILMOUR & JOOSTE ELECTRICAL	Electrical maintenance for street lighti	434.44
30/04/2021	$APINVCE	INV-13149	GILMOUR & JOOSTE ELECTRICAL	Electrical maintenance for street lighti	335.16
30/04/2021	$APINVCE	INV-13153	GILMOUR & JOOSTE ELECTRICAL	Electrical maintenance for street lighti	306.08
Cheque/EFT FNumber 214247			**IMPERIAL GLASS**		**8,426.14**
30/04/2021	$APINVCE	00201744	IMPERIAL GLASS	GLAZING MAINTENANCE - VARIOUS SITES - 20	3,302.72
30/04/2021	$APINVCE	00201753	IMPERIAL GLASS	GLAZING MAINTENANCE - VARIOUS SITES - 20	3,871.78
30/04/2021	$APINVCE	00201705	IMPERIAL GLASS	GLAZING MAINTENANCE - VARIOUS SITES - 20	1,251.64
Cheque/EFT FNumber 214248			**Vivid Publishing Ptd Ltd t/as Artisan Music**		**130.00**
30/04/2021	$APINVCE	INV-0312	Vivid Publishing Ptd Ltd t/as Artisan Music	Piano assessment level 11	130.00
Cheque/EFT FNumber 214249			**DAIMLER TRUCKS PERTH**		**927.93**
30/04/2021	$APINVCE	6219771D	DAIMLER TRUCKS PERTH	Air Dryer Filter + Fuel Filters For Larg	927.93
Cheque/EFT FNumber 214250			**Arc I Welding Industries pty ltd**		**110.44**
30/04/2021	$APINVCE	00017898	Arc I Welding Industries pty ltd	Welding Wire + Assorted Fittings for Dep	110.44
Cheque/EFT FNumber 214251			**WOODLANDS DISTRIBUTORS & AGENCIES PTY LTD**		**2,631.20**
30/04/2021	$APINVCE	PTH1-019	WOODLANDS DISTRIBUTORS & AGENCIES PTY LTD	Depot Store Stock	2,631.20
Cheque/EFT FNumber 214252			**IMAGE SOURCE DIGITAL SOLUTIONS**		**1,861.20**
30/04/2021	$APINVCE	456635	IMAGE SOURCE DIGITAL SOLUTIONS	COVID messaging and SafeWA QR code signa	522.50

City of Perth

Schedule of Accounts Paid - Municipal Fund

For the Period: 01/04/2021-30/04/2021

Payment Date	Document Type	Invoice Number	Payee	Payment Details	Payment Amount
30/04/2021	$APINVCE	456633	IMAGE SOURCE DIGITAL SOLUTIONS	Wellington Square Launch - Signage produ	1,293.60
30/04/2021	$APINVCE	456690	IMAGE SOURCE DIGITAL SOLUTIONS	Reserved parking bay sign	45.10
Cheque/EFT FNumber 214253			**JAPANESE TRUCK & BUS SPARES PTY LTD**		**2,683.80**
30/04/2021	$APINVCE	401412	JAPANESE TRUCK & BUS SPARES PTY LTD	Replacement ECU (Engine Control Unit) fo	2,683.80
Cheque/EFT FNumber 214254			**LIGHTSPEED COMMUNICATIONS AUSTRALIA PTY LTD t/as LIGHTSPEED**		**2,760.91**
30/04/2021	$APINVCE	87264	LIGHTSPEED COMMUNICATIONS AUSTRALIA PTY LTD	Q24412	1,069.60
30/04/2021	$APINVCE	87265	LIGHTSPEED COMMUNICATIONS AUSTRALIA PTY LTD	I-city kiosk Fibre and Communication cab	1,691.31
Cheque/EFT FNumber 214255			**POWDERSAFE PTY LTD**		**429.00**
30/04/2021	$APINVCE	INV-08159	POWDERSAFE PTY LTD	Annual service of Powdersafe unit	429.00
Cheque/EFT FNumber 214256			**WHEN ADAM MET EVE**		**990.00**
30/04/2021	$APINVCE	INV-0090	WHEN ADAM MET EVE	Existing contract 100374 applies to supp	990.00
Cheque/EFT FNumber 214257			**DATALINE VISUAL LINK PTY LTD**		**1,186.63**
30/04/2021	$APCREDT	53701	DATALINE VISUAL LINK PTY LTD	DATALINE VISUAL	-602.25
30/04/2021	$APINVCE	53806	DATALINE VISUAL LINK PTY LTD	Q30640	1,788.88
Cheque/EFT FNumber 214258			**LATERAL(W.A)PTY LTD**		**45.38**
30/04/2021	$APINVCE	INV-8379	LATERAL(W.A)PTY LTD	CPAMS SUPPORT JAN- MAR 2021	45.38
Cheque/EFT FNumber 214259			**AUSTRALIAN SUPER**		**195,949.97**
30/04/2021	$HRPAYJNL	F 23/04/2021	AUSTRALIAN SUPER	5% Council Matched Company Contribution	33,392.73
30/04/2021	$HRPAYJNL	F 23/04/2021	AUSTRALIAN SUPER	CC Scheme Employee Contribution - PostTa	4,046.73
30/04/2021	$HRPAYJNL	F 23/04/2021	AUSTRALIAN SUPER	CC Scheme Employee Contribution - PreTax	26,514.55
30/04/2021	$HRPAYJNL	F 23/04/2021	AUSTRALIAN SUPER	Employee Contribution - Post Tax ($)	239.00
30/04/2021	$HRPAYJNL	F 23/04/2021	AUSTRALIAN SUPER	Employee Contribution - Post Tax (%)	222.08
30/04/2021	$HRPAYJNL	F 23/04/2021	AUSTRALIAN SUPER	Employee Contribution - PreTax ($)	360.92
30/04/2021	$HRPAYJNL	F 23/04/2021	AUSTRALIAN SUPER	Employee Contribution - PreTax (%)	4,948.33
30/04/2021	$HRPAYJNL	F 23/04/2021	AUSTRALIAN SUPER	SGC Compulsory - Employer	126,225.63
Cheque/EFT FNumber 214260			**McLEODS BARRISTERS AND SOLICITORS**		**3,712.16**
30/04/2021	$APINVCE	117454	McLEODS BARRISTERS AND SOLICITORS	New Food Act Prosecution – Arirang	1,103.07
30/04/2021	$APINVCE	117831	McLEODS BARRISTERS AND SOLICITORS	New Food Act Prosecution – Arirang	2,609.09
Cheque/EFT FNumber 214261			**SCANIA AUSTRALIA PTY LTD**		**3,613.09**
30/04/2021	$APINVCE	60622	SCANIA AUSTRALIA PTY LTD	New Engine Control Unit is Required for	3,613.09
Cheque/EFT FNumber 214262			**ELECTRICITY GENERATION AND RETAIL CORPORATION**		**12,352.42**
30/04/2021	$APINVCE	1000774964	ELECTRICITY GENERATION AND RETAIL CORPORATIO	Lot 483 U 2 Terrace Road, Perth	73.77
30/04/2021	$APINVCE	1000771194	ELECTRICITY GENERATION AND RETAIL CORPORATIO	Electricity - 8 Aberdeen Street Perth	786.62
30/04/2021	$APINVCE	2085210718	ELECTRICITY GENERATION AND RETAIL CORPORATIO	U 6 420 WELLINGTON ST, PERTH	78.76
30/04/2021	$APINVCE	2033217448	ELECTRICITY GENERATION AND RETAIL CORPORATIO	4 ROYAL ST, EAST PERTH	512.96
30/04/2021	$APINVCE	2033217447	ELECTRICITY GENERATION AND RETAIL CORPORATIO	4 ROYAL ST, EAST PERTH	12.07
30/04/2021	$APINVCE	2017214032	ELECTRICITY GENERATION AND RETAIL CORPORATIO	U A 44 LAKE ST, NORTHBRIDGE	144.64
30/04/2021	$APINVCE	2001238058	ELECTRICITY GENERATION AND RETAIL CORPORATIO	351 WEILLINGTON ST, PERTH	131.18
30/04/2021	$APINVCE	2033219996	ELECTRICITY GENERATION AND RETAIL CORPORATIO	TERRACE RD, PERTH	65.75
30/04/2021	$APINVCE	2053202983	ELECTRICITY GENERATION AND RETAIL CORPORATIO	U 1 110 WELLINGSTONG ST, EAST PERTH	1,999.75
30/04/2021	$APINVCE	2053202982	ELECTRICITY GENERATION AND RETAIL CORPORATIO	U 2 110 Wellington St East Perth	522.04
30/04/2021	$APINVCE	2033162634	ELECTRICITY GENERATION AND RETAIL CORPORATIO	LOC 19 BENNETT ST, EAST PERTH	469.15
30/04/2021	$APINVCE	2017212082	ELECTRICITY GENERATION AND RETAIL CORPORATIO	LOT 650 MOUNTS BAY RD, KINGS PARK	115.80
30/04/2021	$APINVCE	2097193412	ELECTRICITY GENERATION AND RETAIL CORPORATIO	LOT 0 MOUNT ST, WEST PERTH	220.01
30/04/2021	$APINVCE	2049209982	ELECTRICITY GENERATION AND RETAIL CORPORATIO	U 3 81 ROYAL ST, EAST PERTH	60.87
30/04/2021	$APINVCE	2085207286	ELECTRICITY GENERATION AND RETAIL CORPORATIO	102 RAILWAY ST, WEST PERTH	326.39
30/04/2021	$APINVCE	2097192770	ELECTRICITY GENERATION AND RETAIL CORPORATIO	700 WELLINGTON ST, PERTH	1,504.56
30/04/2021	$APINVCE	2061199494	ELECTRICITY GENERATION AND RETAIL CORPORATIO	171 ST GEORGES TCE, PERTH	476.58
30/04/2021	$APINVCE	2053200049	ELECTRICITY GENERATION AND RETAIL CORPORATIO	LOT 901 MOUNTS BAY RD, PERTH	162.35
30/04/2021	$APINVCE	2005205105	ELECTRICITY GENERATION AND RETAIL CORPORATIO	LOT 1720 U A KINGS PARK RD, WEST PERTH	537.10
30/04/2021	$APINVCE	2001233817	ELECTRICITY GENERATION AND RETAIL CORPORATIO	1249 HAY ST, WEST PERTH	816.45
30/04/2021	$APINVCE	2093203028	ELECTRICITY GENERATION AND RETAIL CORPORATIO	3 THELMA ST, WEST PERTH	232.07
30/04/2021	$APINVCE	2085205489	ELECTRICITY GENERATION AND RETAIL CORPORATIO	LOT 200 MOUNT ST, PERTH	258.03
30/04/2021	$APINVCE	2065203666	ELECTRICITY GENERATION AND RETAIL CORPORATIO	LOT 0 COOLGARDIE ST, WEST PERTH	226.33
30/04/2021	$APINVCE	2049207676	ELECTRICITY GENERATION AND RETAIL CORPORATIO	1333 HAY ST, WEST PERTH	136.47
30/04/2021	$APINVCE	2053199217	ELECTRICITY GENERATION AND RETAIL CORPORATIO	1326 HAY ST, WEST PERTH	191.76
30/04/2021	$APINVCE	2049207392	ELECTRICITY GENERATION AND RETAIL CORPORATIO	COLIN PL, WEST PERTH	158.00
30/04/2021	$APINVCE	2013212256	ELECTRICITY GENERATION AND RETAIL CORPORATIO	KINGS PARK RD, WEST PERTH	112.53
30/04/2021	$APINVCE	2001233119	ELECTRICITY GENERATION AND RETAIL CORPORATIO	LOT 8003 UC WELLINGTON ST, PERTH	243.84
30/04/2021	$APINVCE	2053199008	ELECTRICITY GENERATION AND RETAIL CORPORATIO	LOT 8000 TELETHON AVE, PERTH	639.42
30/04/2021	$APINVCE	2017208888	ELECTRICITY GENERATION AND RETAIL CORPORATIO	Wellington St West Perth	149.68
30/04/2021	$APINVCE	2025208811	ELECTRICITY GENERATION AND RETAIL CORPORATIO	700 Wellington St	987.49
Cheque/EFT FNumber 214263			**BLACKWOODS ATKINS**		**2,551.78**
30/04/2021	$APINVCE	PE2073ZP	BLACKWOODS ATKINS	Depot Store Stock	49.24
30/04/2021	$APINVCE	PE2072ZP	BLACKWOODS ATKINS	Depot Store Stock	31.28
30/04/2021	$APINVCE	PE9690ZP	BLACKWOODS ATKINS	Depot Main Store Stock	777.74
30/04/2021	$APINVCE	PE6712ZQ	BLACKWOODS ATKINS	Stores stock	198.00
30/04/2021	$APINVCE	PE1024ZP	BLACKWOODS ATKINS	Stores Stock	929.06
30/04/2021	$APINVCE	PE1023ZP	BLACKWOODS ATKINS	Stores Stock	566.46
Cheque/EFT FNumber 214264			**E.P. DRAFFIN MANUFACTURING PTY LTD**		**6,217.20**

City of Perth

Schedule of Accounts Paid - Municipal Fund

For the Period: 01/04/2021-30/04/2021

Payment Date	Document Type	Invoice Number	Payee	Payment Details	Payment Amount
30/04/2021	$APINVCE	23196	E.P. DRAFFIN MANUFACTURING PTY LTD	Tree Surround	1,166.00
30/04/2021	$APINVCE	23229	E.P. DRAFFIN MANUFACTURING PTY LTD	Lion Walk Picnic Benches	5,051.20
Cheque/EFT FNumber 214265			**The Trustee for ATIM, Enterprise, Tauranga t/as ATI-Mirage**		**980.10**
30/04/2021	$APINVCE	00040701	The Trustee for ATIM, Enterprise, Tauranga t/as ATI-M	Managing People and Performance x2	980.10
Cheque/EFT FNumber 214266			**SOIL'N SAND PTY LTD**		**1,580.04**
30/04/2021	$APINVCE	INV-8657	SOIL'N SAND PTY LTD	Depot Yard Stock	1,580.04
Cheque/EFT FNumber 214267			**AUSTRALIAN HVAC SERVICES**		**25,244.22**
30/04/2021	$APINVCE	59929	AUSTRALIAN HVAC SERVICES	HVAC Planned Maintenance for 2020/2021 F	7,017.45
30/04/2021	$APINVCE	60544	AUSTRALIAN HVAC SERVICES	HVAC Reactive Maintenance/ Quoted Works	18,226.77
Cheque/EFT FNumber 214268			**EVENT HEALTH MANAGEMENT PTY LTD**		**1,365.80**
30/04/2021	$APINVCE	INV-1216	EVENT HEALTH MANAGEMENT PTY LTD	Wellington Square Launch Event - First A	1,365.80
Cheque/EFT FNumber 214269			**MOW MASTER TURF EQUIPMENT**		**611.00**
30/04/2021	$APINVCE	00061445	MOW MASTER TURF EQUIPMENT	Grease to Maintain Rotary Blades for Par	611.00
Cheque/EFT FNumber 214270			**MULTI FIX WA**		**283.82**
30/04/2021	$APINVCE	S782537	MULTI FIX WA	Supply of: 300 x m thread csk m6 x 40 30	148.96
30/04/2021	$APINVCE	S782515	MULTI FIX WA	Supply of: 100 x m12 nuts 304g 100 x m12	134.86
Cheque/EFT FNumber 214271			**C BAILEY & M BAILEY**		**4,989.60**
30/04/2021	$APINVCE	PTH911	C BAILEY & M BAILEY	Damaged picnic table repair	440.00
30/04/2021	$APINVCE	PTH 1045	C BAILEY & M BAILEY	Wellington Square Launch Event - Marquee	4,549.60
Cheque/EFT FNumber 214272			**ALLPEST WA**		**202.60**
30/04/2021	$APINVCE	6294598	ALLPEST WA	WO 324211 raised on 25/03/21 to attend C	202.60
Cheque/EFT FNumber 214273			**THE TRUSTEE FOR THE PROPERTY AUSTRALIA MANAGEMENT TRUST**		**6,615.81**
30/04/2021	$APINVCE	474	THE TRUSTEE FOR THE PROPERTY AUSTRALIA MANAG	565 Hay Street (Library) - 2020/2021	6,260.09
30/04/2021	$APINVCE	472	THE TRUSTEE FOR THE PROPERTY AUSTRALIA MANAG	565 Hay Street (Library) - 2020/2021	355.72
Cheque/EFT FNumber 214274			**BYPROGRESS PTY LTD E/AS MONSTER BALL AMUSEMENTS & HIRE**		**2,500.00**
30/04/2021	$APINVCE	7606751	BYPROGRESS PTY LTD E/AS MONSTER BALL AMUSEM	Wellington Square Launch - Climbing acti	2,500.00
Cheque/EFT FNumber 214275			**DORMAKABA AUSTRALIA PTY LTD**		**418.00**
30/04/2021	$APINVCE	35WA851902	DORMAKABA AUSTRALIA PTY LTD	Weekend call out made by On call team to	418.00
Cheque/EFT FNumber 214276			**QUANTUM BUILDING SERVICES**		**572.00**
30/04/2021	$APINVCE	00003774	QUANTUM BUILDING SERVICES	COMMUNITY CENTRE - WATER LEAK INVESTIGAT	572.00
Cheque/EFT FNumber 214277			**EMERGE ENVIRONMENTAL SERVICES PTY LTD**		**17,184.02**
30/04/2021	$APINVCE	11163	EMERGE ENVIRONMENTAL SERVICES PTY LTD	Environmental Monitoring Program	17,184.02
Cheque/EFT FNumber 214278			**BROWNES FOODS OPERATIONS PTY LTD**		**98.56**
30/04/2021	$APINVCE	15925504	BROWNES FOODS OPERATIONS PTY LTD	Depot Weekly Milk Delivery 1 July 2020 -	98.56
Cheque/EFT FNumber 214279			**AUSTRALIAN SERVICES UNION**		**438.30**
30/04/2021	$HRPAYJNL	F 23/04/2021	AUSTRALIAN SERVICES UNION	Australian Services Union	412.40
30/04/2021	$HRPAYJNL	EF 23/04/2021	AUSTRALIAN SERVICES UNION	Australian Services Union	25.90
Cheque/EFT FNumber 214280			**NATURAL AREA CONSULTING MANAGEMENT SERVICES**		**155,274.78**
30/04/2021	$APINVCE	00015018	NATURAL AREA CONSULTING MANAGEMENT SERVICI	JH Abrahams Reserve Riverwall Repairs	155,274.78
Cheque/EFT FNumber 214281			**MARK REISINGER T/AS MFR AUTOELECTRICS**		**2,049.65**
30/04/2021	$APINVCE	2144	MARK REISINGER T/AS MFR AUTOELECTRICS	Call Out To Rectify Faults in Rubbish Tr	136.35
30/04/2021	$APINVCE	2143	MARK REISINGER T/AS MFR AUTOELECTRICS	Call Out To Rectify Faults in Rubbish Tr	416.71
30/04/2021	$APINVCE	2149	MARK REISINGER T/AS MFR AUTOELECTRICS	Call Out To Rectify Faults in Rubbish Tr	402.38
30/04/2021	$APINVCE	2148	MARK REISINGER T/AS MFR AUTOELECTRICS	Call Out To Rectify Faults in Rubbish Tr	620.07
30/04/2021	$APINVCE	2147	MARK REISINGER T/AS MFR AUTOELECTRICS	Call Out To Rectify Faults in Rubbish Tr	201.19
30/04/2021	$APINVCE	2146	MARK REISINGER T/AS MFR AUTOELECTRICS	Call Out To Rectify Faults in Rubbish Tr	167.95
30/04/2021	$APINVCE	2145	MARK REISINGER T/AS MFR AUTOELECTRICS	Call Out To Rectify Faults in Rubbish Tr	105.00
Cheque/EFT FNumber 214282			**FLEETCARE PTY LTD**		**18,553.27**
30/04/2021	$APINVCE	670521	FLEETCARE PTY LTD	FLEETCARE COSTS MAR 21	18,553.27
Cheque/EFT FNumber 214283			**ELEMENT ADVISORY PTY LTD T/AS THE PLANNING GROUP WA PTY LTD**		**9,720.70**
30/04/2021	$APINVCE	53239	ELEMENT ADVISORY PTY LTD T/AS THE PLANNING GR	High priority as affecting next FY budge	9,720.70
Cheque/EFT FNumber 214284			**B.M DUFFIELD & L.S DUFFIELD T/AS G FORCE PRINTING**		**227.70**
30/04/2021	$APINVCE	71982	B.M DUFFIELD & L.S DUFFIELD T/AS G FORCE PRINTIN	Residential parking permits	227.70
Cheque/EFT FNumber 214285			**Cristy Jane Burne**		**400.00**
30/04/2021	$APINVCE	2021	Cristy Jane Burne	Cristy will be running the following eve	400.00
Cheque/EFT FNumber 214286			**ROWSON'S PLUMBING SERVICES PTY LTD**		**326.87**
30/04/2021	$APINVCE	819791	ROWSON'S PLUMBING SERVICES PTY LTD	Langley Park Drink Fountain Repairs	326.87
Cheque/EFT FNumber 214287			**HTR ELECTRICAL AND INSPECTION**		**1,402.50**
30/04/2021	$APINVCE	INV-0092	HTR ELECTRICAL AND INSPECTION	Electrical set up and compliance check d	1,402.50
Cheque/EFT FNumber 214288			**ALLMAKES PTY LTD T/AS BRANDWORX AUSTRALIA**		**1,279.72**
30/04/2021	$APINVCE	735926	ALLMAKES PTY LTD T/AS BRANDWORX AUSTRALIA	Uniform - Tech Services	691.53
30/04/2021	$APINVCE	735928	ALLMAKES PTY LTD T/AS BRANDWORX AUSTRALIA	Uniform for parking officers	388.28
30/04/2021	$APINVCE	735929	ALLMAKES PTY LTD T/AS BRANDWORX AUSTRALIA	Uniform for parking officers	74.21
30/04/2021	$APINVCE	735924	ALLMAKES PTY LTD T/AS BRANDWORX AUSTRALIA	Uniform for parking officers	41.90
30/04/2021	$APINVCE	735925	ALLMAKES PTY LTD T/AS BRANDWORX AUSTRALIA	Uniform - Tech Services	41.90
30/04/2021	$APINVCE	735923	ALLMAKES PTY LTD T/AS BRANDWORX AUSTRALIA	Uniform - Tech Services	41.90
Cheque/EFT FNumber 214289			**THE JESSEN GROUP PTY LTD T/AS SLIMLINE WAREHOUSE**		**1,194.26**
30/04/2021	$APINVCE	353525	THE JESSEN GROUP PTY LTD T/AS SLIMLINE WAREHO	Additional order of 50 x Acrylic Display	1,194.26
Cheque/EFT FNumber 214290			**NETSTAR AUSTRALIA PL T/AS PINPOINT COMMUNICATIONS PTY LTD**		**495.00**
30/04/2021	$APINVCE	113362	NETSTAR AUSTRALIA PL T/AS PINPOINT COMMUNICA	Technician to investigate why the IVMS i	231.00

City of Perth

Schedule of Accounts Paid - Municipal Fund

For the Period: 01/04/2021-30/04/2021

Payment Date	Document Type	Invoice Number	Payee	Payment Details	Payment Amount
30/04/2021	$APINVCE	113354	NETSTAR AUSTRALIA PL T/AS PINPOINT COMMUNICA	Removal and re-install in vehicle monito	264.00
Cheque/EFT FNumber 214291			**CATALYSE PTY LTD**		**28,050.00**
30/04/2021	$APINVCE	INV-1141	CATALYSE PTY LTD	MARKYT® Employee Scorecard 2020 Project	28,050.00
Cheque/EFT FNumber 214292			**DDLS AUSTRALIA PTY LTD**		**2,365.00**
30/04/2021	$APINVCE	DDLS0004723	DDLS AUSTRALIA PTY LTD	AgileBA Foundation (x2) - 21.06.2021	2,365.00
Cheque/EFT FNumber 214293			**KAMBARANG SERVICES**		**330.00**
30/04/2021	$APINVCE	INV-001007	KAMBARANG SERVICES	Financial year 2020/21 Aboriginal engage	330.00
Cheque/EFT FNumber 214294			**WINC AUSTRALIA PTY PTD**		**1,327.42**
30/04/2021	$APINVCE	9035649100	WINC AUSTRALIA PTY PTD	Kitchen, Catering, Stationery & Cleaning	185.56
30/04/2021	$APINVCE	9035701708	WINC AUSTRALIA PTY PTD	EM Response supplies	88.52
30/04/2021	$APINVCE	9035700638	WINC AUSTRALIA PTY PTD	Catering Supplies and Beverages for Comm	9.43
30/04/2021	$APINVCE	9035667804	WINC AUSTRALIA PTY PTD	Stationery & Kitchen Supplier Lvl 7	179.27
30/04/2021	$APINVCE	9035676065	WINC AUSTRALIA PTY PTD	Catering Supplies and Beverages for Comm	242.02
30/04/2021	$APINVCE	9035720363	WINC AUSTRALIA PTY PTD	Catering Supplies and Beverages for Comm	188.51
30/04/2021	$APINVCE	9035720343	WINC AUSTRALIA PTY PTD	Depot Catering, Cleaning & Stationery Su	131.54
30/04/2021	$APINVCE	9035707183	WINC AUSTRALIA PTY PTD	CPP Operations Winc 2020/2021	170.08
30/04/2021	$APINVCE	9035664007	WINC AUSTRALIA PTY PTD	Stationary & Kitchen Items - HR	109.30
30/04/2021	$APINVCE	9035674779	WINC AUSTRALIA PTY PTD	Stationery and kitchen supplies	2.07
30/04/2021	$APINVCE	9035666453	WINC AUSTRALIA PTY PTD	Amendment created on 11-Aug-2020 Amount	21.12
Cheque/EFT FNumber 214295			**DEPARTMENT OF LOCAL GOVERNMENT, SPORT AND CULTURAL INDUSTRIE**		**273,270.41**
30/04/2021	$APINVCE	RI027991	DEPARTMENT OF LOCAL GOVERNMENT, SPORT AND	Annual Rent - State Library and Cultural	273,270.41
Cheque/EFT FNumber 214296			**FOOD TECHNOLOGY SERVICES PTY LTD**		**30,272.55**
30/04/2021	$APINVCE	00004680	FOOD TECHNOLOGY SERVICES PTY LTD	Environmental Health inspections for Feb	30,272.55
Cheque/EFT FNumber 214297			**ACE SECURITY AND EVENTS SERVICES**		**37,084.75**
30/04/2021	$APINVCE	00007212	ACE SECURITY AND EVENTS SERVICES	Autumn School Holiday Event- Security an	21,414.66
30/04/2021	$APINVCE	00007159	ACE SECURITY AND EVENTS SERVICES	Security for Town Hall events - Ordered	195.98
30/04/2021	$APINVCE	00007215	ACE SECURITY AND EVENTS SERVICES	Wellington Square Launch event - Securit	3,731.81
30/04/2021	$APINVCE	00007220	ACE SECURITY AND EVENTS SERVICES	Security Moore Street Accreditation Site	11,742.30
Cheque/EFT FNumber 214298			**WINDOW WIPERS**		**11,220.00**
30/04/2021	$APINVCE	WW24515	WINDOW WIPERS	VARIOUS SITES -WINDOW CLEANING - 2020/21	11,220.00
Cheque/EFT FNumber 214299			**EDUCA LIMITED**		**103.40**
30/04/2021	$APINVCE	INV-20105	EDUCA LIMITED	Online portfolios only company with it's	103.40
Cheque/EFT FNumber 214300			**ESSENTIAL FIRE SERVICES PTY LTD**		**8,795.38**
30/04/2021	$APINVCE	76685SM	ESSENTIAL FIRE SERVICES PTY LTD	FIGURES ARE AN ESTIMATE ONLY, BASED ON A	1,776.50
30/04/2021	$APINVCE	77348SM	ESSENTIAL FIRE SERVICES PTY LTD	FIGURES ARE AN ESTIMATE ONLY, BASED ON A	2,277.00
30/04/2021	$APINVCE	77774SM	ESSENTIAL FIRE SERVICES PTY LTD	FIGURES ARE AN ESTIMATE ONLY, BASED ON A	319.00
30/04/2021	$APINVCE	77503SM	ESSENTIAL FIRE SERVICES PTY LTD	FIGURES ARE AN ESTIMATE ONLY, BASED ON A	907.50
30/04/2021	$APINVCE	68581SM	ESSENTIAL FIRE SERVICES PTY LTD	FIGURES ARE AN ESTIMATE ONLY, BASED ON A	181.50
30/04/2021	$APINVCE	76701SM	ESSENTIAL FIRE SERVICES PTY LTD	FIGURES ARE AN ESTIMATE ONLY, BASED ON A	1,903.88
30/04/2021	$APINVCE	77492SM	ESSENTIAL FIRE SERVICES PTY LTD	FIGURES ARE AN ESTIMATE ONLY, BASED ON A	121.00
30/04/2021	$APINVCE	77228SM	ESSENTIAL FIRE SERVICES PTY LTD	FIGURES ARE AN ESTIMATE ONLY, BASED ON A	594.00
30/04/2021	$APINVCE	77012SM	ESSENTIAL FIRE SERVICES PTY LTD	Fire Warden Training - CDS - 8 Aberdeen	715.00
Cheque/EFT FNumber 214301			**TALENT INTERNATIONAL PTY LTD(WA)**		**1,891.31**
30/04/2021	$APINVCE	805198	TALENT INTERNATIONAL PTY LTD(WA)	Natalie Laffin - Relief Applicatio Off	1,891.31
Cheque/EFT FNumber 214302			**BARNETTS (WA)PTY LTD**		**28.38**
30/04/2021	$APINVCE	6817	BARNETTS (WA)PTY LTD	VARIOUS SITES - UNPLANNED MAINTENANCE -	28.38
Cheque/EFT FNumber 214303			**THE TRUSTEE FOR THE APPLETON FAMILT TRUST T/AS GIANT PERTH**		**99.00**
30/04/2021	$APINVCE	21-00001564	THE TRUSTEE FOR THE APPLETON FAMILT TRUST T/A	INV 21-00001564 05/03/21 Ranger bicycle	99.00
Cheque/EFT FNumber 214304			**Freedom Fairies Pty Ltd**		**1,677.50**
30/04/2021	$APINVCE	INV-1786	Freedom Fairies Pty Ltd	Kids Competition management and supplies	962.50
30/04/2021	$APINVCE	INV-1785	Freedom Fairies Pty Ltd	Wellington Square Event Launch - Coordin	715.00
Cheque/EFT FNumber 214305			**SUEZ RECYCLING & RECOVERY PTY LTD**		**172,637.85**
30/04/2021	$APINVCE	39891971	SUEZ RECYCLING & RECOVERY PTY LTD	Provision of Waste Disposal Commingle Ti	116,416.10
30/04/2021	$APINVCE	40804855	SUEZ RECYCLING & RECOVERY PTY LTD	Provision of Waste Disposal Commingle Ti	31,289.19
30/04/2021	$APINVCE	40347560	SUEZ RECYCLING & RECOVERY PTY LTD	Provision of Waste Disposal Commingle Ti	24,932.56
Cheque/EFT FNumber 214306			**ENVIRO INFRASTRUCTURE PTY LTD**		**13,384.12**
30/04/2021	$APINVCE	7180	ENVIRO INFRASTRUCTURE PTY LTD	William St Pole Repair	13,384.12
Cheque/EFT FNumber 214307			**ACTIVATE PERTH**		**11,000.00**
30/04/2021	$APINVCE	0006	ACTIVATE PERTH	Precint Improvement grant - Fill this Sp	11,000.00
Cheque/EFT FNumber 214308			**CENTRAL CITY HEALTH PROFESSIONALS**		**199.00**
30/04/2021	$APINVCE	0088252	CENTRAL CITY HEALTH PROFESSIONALS	Parking Officer Podiatry 20/21	199.00
Cheque/EFT FNumber 214309			**SMART WASTE SOLUTIONS AUSTRALIA PTY LTD**		**354.20**
30/04/2021	$APINVCE	20555	SMART WASTE SOLUTIONS AUSTRALIA PTY LTD	REGAL PLACE CAR PARK - COMPACTOR REPAIRS	354.20
Cheque/EFT FNumber 214310			**TAK SHUN DICKSON CHEUNG - TAKO PRINT SOLUTIONS**		**84.80**
30/04/2021	$APINVCE	INV-T16303	TAK SHUN DICKSON CHEUNG - TAKO PRINT SOLUTIO	Falling into Black Hole DLs & Posters fo	84.80
Cheque/EFT FNumber 214311			**ARI (AUST) PTY LTD T/AS THE WORKERS SHOP**		**504.00**
30/04/2021	$APINVCE	TWS - 30764	ARI (AUST) PTY LTD T/AS THE WORKERS SHOP	Events Team uniforms 8 short sleeve shir	504.00
Cheque/EFT FNumber 214312			**BATTERIES PLUS**		**363.00**
30/04/2021	$APINVCE	651021	BATTERIES PLUS	2 x New Batteries for Hino Rubbish Truck	363.00
Cheque/EFT FNumber 214313			**DONNA MICHELLE FULTON T/AS VERBENA FLOWERS**		**5,756.00**

City of Perth

Schedule of Accounts Paid - Municipal Fund

For the Period: 01/04/2021-30/04/2021

Payment Date	Document Type	Invoice Number	Payee	Payment Details	Payment Amount
30/04/2021	$APINVCE	INV-0669	DONNA MICHELLE FULTON T/AS VERBENA FLOWERS	NAIDOC Flower Giveaway stems	4,075.00
30/04/2021	$APINVCE	INV-0668	DONNA MICHELLE FULTON T/AS VERBENA FLOWERS	Flower Giveaway Spring x 2 dates	1,681.00
Cheque/EFT FNumber 214314			**SENSEI PRODUCTIVITY PTY LTD T/AS SENSEI PROJECT SOLUTIONS**		**2,200.00**
30/04/2021	$APINVCE	4210	SENSEI PRODUCTIVITY PTY LTD T/AS SENSEI PROJECT	Project Portfolio Management System	2,200.00
Cheque/EFT FNumber 214315			**LENARA NOMINEES PTY LTD T/AS PERTH NEWS DELIVERY**		**136.40**
30/04/2021	$APINVCE	30945	LENARA NOMINEES PTY LTD T/AS PERTH NEWS DELIV	Newspapers - Level 2	68.20
30/04/2021	$APINVCE	30824	LENARA NOMINEES PTY LTD T/AS PERTH NEWS DELIV	Newspapers - Level 2	68.20
Cheque/EFT FNumber 214316			**CDM AUSTRALIA PTY LTD**		**11,652.30**
30/04/2021	$APINVCE	P76779	CDM AUSTRALIA PTY LTD	CORPORATE MONITOR 32" REPLACEMENT FOR C	11,652.30
Cheque/EFT FNumber 214317			**DIVERSIFIED COMMUNICATIONS PTY LTD**		**7,124.70**
30/04/2021	$APINVCE	207965	DIVERSIFIED COMMUNICATIONS PTY LTD	CoP Recharge Lounge - booth at Aust Oil	7,124.70
Cheque/EFT FNumber 214318			**CHEVRON AUSTRALIA DOWNSTREAM FUELS PTY LTD**		**18,830.13**
30/04/2021	$APINVCE	ASIP1658627	CHEVRON AUSTRALIA DOWNSTREAM FUELS PTY LTD	Depot Fuel	18,830.13
Cheque/EFT FNumber 214319			**SMARTRAK AUST PTY LTD**		**965.34**
30/04/2021	$APINVCE	INV-4874	SMARTRAK AUST PTY LTD	Pool car annual subscription	965.34
Cheque/EFT FNumber 214320			**ABSTRACT INVESTMENTS (WA)PTY LTD T/AS SMOKE AND MIRRORS AUDI**		**1,704.00**
30/04/2021	$APINVCE	INV-30702	ABSTRACT INVESTMENTS (WA)PTY LTD T/AS SMOKE /	Australia Day Festival 2021 - Megaphone	538.00
30/04/2021	$APINVCE	INV-30699	ABSTRACT INVESTMENTS (WA)PTY LTD T/AS SMOKE /	Wellington Square Launch - Production Eq	1,166.00
Cheque/EFT FNumber 214321			**T.J GREEN & D.A PARISH T/AS THE HYBRID MINDS**		**598.00**
30/04/2021	$APINVCE	10223	T.J GREEN & D.A PARISH T/AS THE HYBRID MINDS	East Perth dog park video	598.00
Cheque/EFT FNumber 214322			**THE TRUSTEE FOR THOMPSON FAMILY TRUST T/A TERRESTRIAL ECOSYS**		**1,760.00**
30/04/2021	$APINVCE	00001434	THE TRUSTEE FOR THOMPSON FAMILY TRUST T/A TEI	Heirisson Island - Kangaroo Care & Manag	1,760.00
Cheque/EFT FNumber 214323			**TSTEE GREEN F/TRUST & TSTEE HOOD F/TRUST T/A OFFICE MILK SUP**		**668.08**
30/04/2021	$APINVCE	147617	TSTEE GREEN F/TRUST & TSTEE HOOD F/TRUST T/A O	Operations Milk 20/21	274.56
30/04/2021	$APINVCE	143983	TSTEE GREEN F/TRUST & TSTEE HOOD F/TRUST T/A O	Milk - 2992 - Level 7 (GOV & FIN)	98.43
30/04/2021	$APINVCE	145372	TSTEE GREEN F/TRUST & TSTEE HOOD F/TRUST T/A O	Level 8 Milk Supplies	82.72
30/04/2021	$APINVCE	147551	TSTEE GREEN F/TRUST & TSTEE HOOD F/TRUST T/A O	Milk - 2992 - Level 7 (GOV & FIN)	113.94
30/04/2021	$APINVCE	146589	TSTEE GREEN F/TRUST & TSTEE HOOD F/TRUST T/A O	Milk - 2992 - Level 7 (GOV & FIN)	98.43
Cheque/EFT FNumber 214324			**AUSTRALIAN INSTITUTE OF LANDSCAPE ARCHITECTS T/A AILA**		**1,072.50**
30/04/2021	$APINVCE	00009212	AUSTRALIAN INSTITUTE OF LANDSCAPE ARCHITECTS	AILA Awards Submission 2021	1,072.50
Cheque/EFT FNumber 214325			**GOLD CORPORATION T/AS THE PERTH MINT**		**1,254.00**
30/04/2021	$APINVCE	SI1554921	GOLD CORPORATION T/AS THE PERTH MINT	Citizenship coins 2021 - citizenship gif	1,254.00
Cheque/EFT FNumber 214326			**NEVERFAIL SPRINGWATER LIMITED**		**110.88**
30/04/2021	$APINVCE	372939	NEVERFAIL SPRINGWATER LIMITED	Drinking water for Parks crib rooms	110.88
Cheque/EFT FNumber 214327			**Eat The Kids Pty Ltd t/as Donnie Taco**		**693.00**
30/04/2021	$APINVCE	INV-0285	Eat The Kids Pty Ltd t/as Donnie Taco	Coffee with the Council catering and sta	693.00
Cheque/EFT FNumber 214328			**DULUXGROUP(AUSTRALIA)PTY LTD T/AS DULUX AUSTRALIA**		**275.75**
30/04/2021	$APINVCE	WC04-0330489	DULUXGROUP(AUSTRALIA)PTY LTD T/AS DULUX AUST	Paint and Hardware Supplies for Use in G	275.75
Cheque/EFT FNumber 214329			**DIRECT MEMORY ACCESS PTY LTD**		**2,101.00**
30/04/2021	$APINVCE	01504669	DIRECT MEMORY ACCESS PTY LTD	10 X HP DOCKING STATION FOR CORPORATE US	2,101.00
Cheque/EFT FNumber 214330			**THE TRUSTEE FOR S&A WILLIAMSON TRUST T/A SHOREWATER MARINE P T/AS SHOREWATER MAR**		**25,272.39**
30/04/2021	$APINVCE	00045099	THE TRUSTEE FOR S&A WILLIAMSON TRUST T/A SHOI	Jetty Maintenance 2020/21 - Jetty Compon	25,272.39
Cheque/EFT FNumber 214331			**Trustee for the Chelmsford Trust t/as St Anne's Florists & G St Anne's Florists**		**117.00**
30/04/2021	$APINVCE	00087504	Trustee for the Chelmsford Trust t/as St Anne's Floris	Wreath for the Greek National Day Ceremo	117.00
Cheque/EFT FNumber 214332			**J.H. FLUID TRANSFER SOLUTIONS PTY LTD T/AS PIRTEK MALAGA**		**2,195.91**
30/04/2021	$APINVCE	ML-T00040340	J.H. FLUID TRANSFER SOLUTIONS PTY LTD T/AS PIRTE	replacement of Blown Hydraulic Hose / Ho	643.10
30/04/2021	$APINVCE	ML-T00040101	J.H. FLUID TRANSFER SOLUTIONS PTY LTD T/AS PIRTE	Replacement of Blown HYD Hose and Replac	498.70
30/04/2021	$APINVCE	ML-T00040040	J.H. FLUID TRANSFER SOLUTIONS PTY LTD T/AS PIRTE	Call Out Repairs to Blown Hoses on Rubbi	1,054.11
Cheque/EFT FNumber 214333			**THE TRUSTEE FOR TWO FEET AND A HEARTBEAT UNIT TRUST (TWO FEET & A HEARTBEAT)**		**990.00**
30/04/2021	$APINVCE	00016131	THE TRUSTEE FOR TWO FEET AND A HEARTBEAT UNI	Guided Walking Tours of East Perth, Two	990.00
Cheque/EFT FNumber 214334			**THE GRIFFITH FAMILY TRUST T/AS SUPERSTOCK SERVICES SUPERSTOCK FOOD SERVICES**		**79.53**
30/04/2021	$APINVCE	40449828	THE GRIFFITH FAMILY TRUST T/AS SUPERSTOCK SERV	Milk for Child Care	79.53
Cheque/EFT FNumber 214335			**SELECT FRESH PTY LTD**		**333.55**
30/04/2021	$APINVCE	291828	SELECT FRESH PTY LTD	Fruit and Vegetables	28.52
30/04/2021	$APINVCE	291945	SELECT FRESH PTY LTD	Fruit and Vegetables	70.32
30/04/2021	$APINVCE	291785	SELECT FRESH PTY LTD	Fruit and Vegetables	23.70
30/04/2021	$APINVCE	292177	SELECT FRESH PTY LTD	Fruit and Veg for Child Care	125.04
30/04/2021	$APINVCE	292055	SELECT FRESH PTY LTD	Fruit and Vegetables	85.97
Cheque/EFT FNumber 214336			**FULTON HOGAN INDUSTRIES PTY LTD**		**1,476.75**
30/04/2021	$APINVCE	15023154 RI	FULTON HOGAN INDUSTRIES PTY LTD	Supply Of 15 x 20 kg Bags of EZ Street P	1,476.75
Cheque/EFT FNumber 214337			**GPC Asia Pacific Pty Ltd T/AS Covs**		**125.18**
30/04/2021	$APINVCE	11111640276870	GPC Asia Pacific Pty Ltd T/AS Covs	Flasher Relay for Park Mower + Filters f	125.18
Cheque/EFT FNumber 214338			**HTR ELECTRICAL AND INSPECTION SERVICES PTY LTD**		**814.00**
30/04/2021	$APINVCE	INV-0094	HTR ELECTRICAL AND INSPECTION SERVICES PTY LTD	Wellington Square Launch Event Power set	814.00
Cheque/EFT FNumber 214339			**THE TRUSTEE FOR THE QUITO PTY LTD T/AS BENARA NURSERIES**		**4,290.00**
30/04/2021	$APINVCE	291576	THE TRUSTEE FOR THE QUITO PTY LTD T/AS BENARA	Plants in squat pots for the malls.	4,290.00
Cheque/EFT FNumber 214340			**Servco Australia Melville Pty Ltd (Melville Toyota)**		**28,440.00**
30/04/2021	$APINVCE	RI11226577	Servco Australia Melville Pty Ltd (Melville Toyota)	Procure 11 operational vehicle's that ar	28,440.00
Cheque/EFT FNumber 214341			**Pennant House Pty Ltd t/as Pennant House**		**375.65**
30/04/2021	$APINVCE	INV-1402	Pennant House Pty Ltd t/as Pennant House	Flag repairs	330.00

City of Perth

Schedule of Accounts Paid - Municipal Fund

For the Period: 01/04/2021-30/04/2021

Payment Date	Document Type	Invoice Number	Payee	Payment Details	Payment Amount
30/04/2021	$APINVCE	INV-1346	Pennant House Pty Ltd t/as Pennant House	2x Small aboriginal flags for LM office	45.65
Cheque/EFT FNumber 214342			**ALL FITNESS SOLUTIONS ATF THE TRUSTEE FOR SIMPSON FAMILY TRU**		**273.90**
30/04/2021	$APINVCE	AFIT5359	ALL FITNESS SOLUTIONS ATF THE TRUSTEE FOR SIMPS	1 x box of Disinfectant Wipes - 4 rolls	273.90
Cheque/EFT FNumber 214343			**BERNARD CARNEY**		**1,350.00**
30/04/2021	$APINVCE	230	BERNARD CARNEY	Coordinator and Compere Tuesday Morning	1,350.00
Cheque/EFT FNumber 214344			**THE TRUSTEE FOR UNIVERSAL ENTERPRISES UNIT TRUST UNIVERSAL BAR**		**11,000.00**
30/04/2021	$APINVCE	279	THE TRUSTEE FOR UNIVERSAL ENTERPRISES UNIT TRU	Business Improvement Grant 19/20 Univers	11,000.00
Cheque/EFT FNumber 214345			**Clear To Work PTY LTD T/AS Clear To Work**		**371.25**
30/04/2021	$APINVCE	0021	Clear To Work PTY LTD T/AS Clear To Work	Clear to Work - Police Clearances Blanke	371.25
Cheque/EFT FNumber 214346			**Community Arts Network of WA T/AS CAN**		**20.00**
30/04/2021	$APINVCE	00003846	Community Arts Network of WA T/AS CAN	Community Arts Network - Speed Dating 27	20.00
Cheque/EFT FNumber 214347			**Schneider Electric Australia PTY LTD**		**19,083.90**
30/04/2021	$APINVCE	9101522363	Schneider Electric Australia PTY LTD	Perth Concert Hall - New BM for HVAC sys	19,083.90
Cheque/EFT FNumber 214348			**The Trustee for Aware Super**		**78,833.89**
30/04/2021	$HRPAYJNL	F 23/04/2021	The Trustee for Aware Super	5% Council Matched Company Contribution	9,984.08
30/04/2021	$HRPAYJNL	F 23/04/2021	The Trustee for Aware Super	CC Scheme Employee Contribution - PostTa	1,954.47
30/04/2021	$HRPAYJNL	F 23/04/2021	The Trustee for Aware Super	CC Scheme Employee Contribution - PreTax	9,446.49
30/04/2021	$HRPAYJNL	F 23/04/2021	The Trustee for Aware Super	Employee Contribution - PreTax ($)	596.01
30/04/2021	$HRPAYJNL	F 23/04/2021	The Trustee for Aware Super	Employee Contribution - PreTax (%)	2,579.17
30/04/2021	$HRPAYJNL	F 23/04/2021	The Trustee for Aware Super	SGC Compulsory - Employer	54,273.67
Cheque/EFT FNumber 214349			**Professional Search Group Pt t/as Professional Search Group**		**5,819.70**
30/04/2021	$APINVCE	INV-16919	Professional Search Group Pt t/as Professional Search	BA for the Core Systems Program refer CM	2,886.57
30/04/2021	$APINVCE	INV-17004	Professional Search Group Pt t/as Professional Search	BA for the Core Systems Program refer CM	2,933.13
Cheque/EFT FNumber 214350			**Quick Super Fund**		**1,194.81**
30/04/2021	$HRPAYJNL	F 23/04/2021	Quick Super Fund	SGC Compulsory - Employer	244.08
30/04/2021	$HRPAYJNL	F 23/04/2021	Quick Super Fund	SGC Compulsory - Employer	122.04
30/04/2021	$HRPAYJNL	F 23/04/2021	Quick Super Fund	SGC Compulsory - Employer	292.30
30/04/2021	$HRPAYJNL	F 23/04/2021	Quick Super Fund	SGC Compulsory - Employer	292.31
30/04/2021	$HRPAYJNL	F 23/04/2021	Quick Super Fund	SGC Compulsory - Employer	244.08
Cheque/EFT FNumber 214351			**Hoban Recruitment Pty Ltd**		**2,304.52**
30/04/2021	$APINVCE	HPL16032	Hoban Recruitment Pty Ltd	Autumn School Holidays- Customer Service	2,304.52
Cheque/EFT FNumber 214352			**Aboriginal United Services Pty Ltd**		**6,209.21**
30/04/2021	$APINVCE	00003857	Aboriginal United Services Pty Ltd	CDS Depot at 8 Aberdeen St	6,209.21
Cheque/EFT FNumber 214353			**SVC Products Pty Ltd**		**6,743.00**
30/04/2021	$APINVCE	02002463	SVC Products Pty Ltd	Thelma Street - Concrete Seating	6,743.00
Cheque/EFT FNumber 214354			**Adam Luke Westerhout t/as Full Court Fitness**		**4,906.00**
30/04/2021	$APINVCE	1005	Adam Luke Westerhout t/as Full Court Fitness	Wellington Square Launch - Basketball Ac	4,906.00
Cheque/EFT FNumber 214355			**Annika Gayle Moses**		**5,000.00**
30/04/2021	$APINVCE	120421	Annika Gayle Moses	Arts and Culture QRG - Nika Mo Debut Alb	5,000.00
Cheque/EFT FNumber 214356			**The Trustee for the Felking Trust /a/s High Bench Espresso**		**5,492.60**
30/04/2021	$APINVCE	59	The Trustee for the Felking Trust /a/s High Bench Esp	Small Business Grant 2020/21 High Bench	5,492.60
Cheque/EFT FNumber 214357			**Cleanaway Industrial Solutions Pty Ltd**		**3,704.25**
30/04/2021	$APINVCE	2138193	Cleanaway Industrial Solutions Pty Ltd	Cleaning of the Depot Hard Waste From Wa	3,704.25
Cheque/EFT FNumber 214358			**Sage Consulting Engineers Pty Ltd**		**5,368.00**
30/04/2021	$APINVCE	INV-0167	Sage Consulting Engineers Pty Ltd	Quote Ref: 22683/21 Original PO (246117)	4,873.00
30/04/2021	$APINVCE	INV-0173	Sage Consulting Engineers Pty Ltd	Quote Ref: 22683/21 Original PO (246117)	495.00
Cheque/EFT FNumber 214359			**The Three Springs Family Trust**		**5,500.00**
30/04/2021	$APINVCE	0012021	The Three Springs Family Trust	Small Business Grant 20/21 Three Springs	5,500.00
Cheque/EFT FNumber 214360			**Commercial Fridge Rentals Pty Ltd Rentals**		**385.00**
30/04/2021	$APINVCE	76309	Commercial Fridge Rentals Pty Ltd Rentals	Ice cream freezer rental for Twilight Ha	385.00
Cheque/EFT FNumber 214361			**E.K Vanheaften & K.A Wilks t/as ILKA**		**5,022.00**
30/04/2021	$APINVCE	INV-1182	E.K Vanheaften & K.A Wilks t/as ILKA	Small Business Grant 2020 21 Ilka	5,022.00
Cheque/EFT FNumber 214362			**F Giuffra & M Quiroz t/as Latin Music**		**600.00**
30/04/2021	$APINVCE	140421	F Giuffra & M Quiroz t/as Latin Music	Entertainment for Twilight Hawkers Marke	600.00
Cheque/EFT FNumber 214363			**Maxima Somnium Pty Ltd t/as Zero Latency Perth**		**849.62**
30/04/2021	$APINVCE	INV-0032	Maxima Somnium Pty Ltd t/as Zero Latency Perth	Autumn School Holiday Event- VR Hire	849.62
Cheque/EFT FNumber 214364			**BLUE COLLAR PEOPLE**		**11,558.84**
30/04/2021	$APINVCE	00150424	BLUE COLLAR PEOPLE	Labour Hire Nightshift WE 11/4/21	4,749.03
30/04/2021	$APINVCE	00150425	BLUE COLLAR PEOPLE	WAC Dayshift Blue Collar Labour Costs -	6,809.81
Cheque/EFT FNumber 214365			**Boc Gases Australia Ltd**		**1.68**
30/04/2021	$APINVCE	4028133789	Boc Gases Australia Ltd	Boc Blanket Order Requested by EH	1.68
Cheque/EFT FNumber 214366			**BOFFINS BOOKSHOP PTY LTD**		**285.33**
30/04/2021	$APINVCE	INV0147836	BOFFINS BOOKSHOP PTY LTD	Library Stock - Assorted Junior Books	23.40
30/04/2021	$APINVCE	INV0147800	BOFFINS BOOKSHOP PTY LTD	Assorted Library Stock	82.76
30/04/2021	$APINVCE	INV0148026	BOFFINS BOOKSHOP PTY LTD	Library Stock - Assorted Junior Books	179.17
Cheque/EFT FNumber 214367			**Boya Market Garden Equipment Pty Ltd**		**885.38**
30/04/2021	$APINVCE	92524/03	Boya Market Garden Equipment Pty Ltd	Service Filters for Park Tractor + Repla	163.55
30/04/2021	$APINVCE	92586/01	Boya Market Garden Equipment Pty Ltd	New Replacement Water Pump for Small Pav	265.45
30/04/2021	$APINVCE	92524/02	Boya Market Garden Equipment Pty Ltd	Service Filters for Park Tractor + Repla	36.80
30/04/2021	$APINVCE	92524/01	Boya Market Garden Equipment Pty Ltd	Service Filters for Park Tractor + Repla	419.58

City of Perth

Schedule of Accounts Paid - Municipal Fund

For the Period: 01/04/2021-30/04/2021

Payment Date	Document Type	Invoice Number	Payee	Payment Details	Payment Amount
Cheque/EFT FNumber 214368			**BUNNINGS BUILDING SUPPLIES P/L**		**629.48**
30/04/2021	$APINVCE	2437/00368513	BUNNINGS BUILDING SUPPLIES P/L	VARIOUS SITES - UNPLANNED MAINTENANCE -	17.09
30/04/2021	$APINVCE	2404/01116503	BUNNINGS BUILDING SUPPLIES P/L	New Corded Grinder for Depot Workshop	71.25
30/04/2021	$APINVCE	2404/1326921	BUNNINGS BUILDING SUPPLIES P/L	Supply of: 3 x Sikkens 5L Cetol Filter 7	510.15
30/04/2021	$APINVCE	2404/01216401	BUNNINGS BUILDING SUPPLIES P/L	VARIOUS SITES - UNPLANNED MAINTENANCE -	30.99
Cheque/EFT FNumber 214369			**CABCHARGE AUSTRALIA PTY LTD**		**1,032.57**
30/04/2021	$APINVCE	25079624P2103	CABCHARGE AUSTRALIA PTY LTD	Access & Inclusion Aboriginal Engagemen	1,032.57
Cheque/EFT FNumber 214370			**CAPITAL APPLIANCES PTY LTD T/AS CITY RETRAVISION**		**625.00**
30/04/2021	$APINVCE	60064213	CAPITAL APPLIANCES PTY LTD T/AS CITY RETRAVISION	VOLUNTEERS MEETING ROOM LOADING DOCK - H	625.00
Cheque/EFT FNumber 214371			**CEDA**		**540.00**
30/04/2021	$APINVCE	W210427347507	CEDA	Event registration 27/04/21 x 3 tickets	540.00
Cheque/EFT FNumber 214372			**CFMEU MINING & ENERGY DIVISION**		**328.00**
30/04/2021	$HRPAYJNL	F 23/04/2021	CFMEU MINING & ENERGY DIVISION	CFMEU	32.00
30/04/2021	$HRPAYJNL	EF 23/04/2021	CFMEU MINING & ENERGY DIVISION	CFMEU	296.00
Cheque/EFT FNumber 214373			**CHAMBER OF COMMERCE & INDUSTRY OF WA INC**		**1,760.00**
30/04/2021	$APINVCE	422059	CHAMBER OF COMMERCE & INDUSTRY OF WA INC	Safety Rep Course - (MAY 2021) STOCKLEY,	770.00
30/04/2021	$APINVCE	421858	CHAMBER OF COMMERCE & INDUSTRY OF WA INC	Safety Rep: BAN, Pauline (19-23 April 20	990.00
Cheque/EFT FNumber 214374			**Child Support Agency**		**1,725.27**
30/04/2021	$HRPAYJNL	F 23/04/2021	Child Support Agency	ATO Child Support Agency	1,209.47
30/04/2021	$HRPAYJNL	EF 23/04/2021	Child Support Agency	ATO Child Support Agency	515.80
Cheque/EFT FNumber 214375			**THE CHUNG WAH ASSOCIATION INC**		**1,488.00**
30/04/2021	$APINVCE	00005810	THE CHUNG WAH ASSOCIATION INC	Performance for launch event.	488.00
30/04/2021	$APINVCE	00005795	THE CHUNG WAH ASSOCIATION INC	Chung Wah Association, Workshops, Herita	1,000.00
Cheque/EFT FNumber 214376			**CITY OF PERTH STAFF SOCIAL CLUB**		**826.00**
30/04/2021	$HRPAYJNL	F 23/04/2021	CITY OF PERTH STAFF SOCIAL CLUB	Social Club	763.00
30/04/2021	$HRPAYJNL	EF 23/04/2021	CITY OF PERTH STAFF SOCIAL CLUB	Social Club	63.00
Cheque/EFT FNumber 214377			**DARDANUP BUTCHERING UNIT TRUST T/AS DARDANUP BUTCHERING CO DARDANUP BUTCHERING C**		**1,269.29**
30/04/2021	$APINVCE	BL565598	DARDANUP BUTCHERING UNIT TRUST T/AS DARDANI	Dardanup Meats	174.15
30/04/2021	$APINVCE	BL565548	DARDANUP BUTCHERING UNIT TRUST T/AS DARDANI	Dardanup Meats	468.56
30/04/2021	$APINVCE	BL565919	DARDANUP BUTCHERING UNIT TRUST T/AS DARDANI	Meat delivery for Child Care	127.36
30/04/2021	$APINVCE	BL565230	DARDANUP BUTCHERING UNIT TRUST T/AS DARDANI	Dardanup Meats	499.22
Cheque/EFT FNumber 214378			**LANDGATE**		**2,048.03**
30/04/2021	$APINVCE	363306-10000427	LANDGATE	Landgate - Valuations, Title Searches &	1,247.03
30/04/2021	$APINVCE	10000427-1087065	LANDGATE	Landgate Enquiries 2020/2021	400.50
30/04/2021	$APINVCE	1080722	LANDGATE	Landgate - Valuations, Title Searches &	400.50
Cheque/EFT FNumber 214379			**ELLENBY TREE FARM**		**1,430.00**
30/04/2021	$APINVCE	27750	ELLENBY TREE FARM	Irwin St Plaza Planters –Tree Pre-procur	1,430.00
Cheque/EFT FNumber 214380			**ELLIOTTS IRRIGATION PTY LTD**		**948.20**
30/04/2021	$APINVCE	B22343	ELLIOTTS IRRIGATION PTY LTD	Groundwater Filtration System Maintenanc	948.20
Cheque/EFT FNumber 214381			**FARINOSI & SONS PTY LTD**		**24.40**
30/04/2021	$APINVCE	11001383	FARINOSI & SONS PTY LTD	Rivet Gun ETC All Purpose W/-60 Rivets	24.40
Cheque/EFT FNumber 214383			**FORUM ADVOCATING CULTURAL & ECO TOURISM INC T/AS FACET**		**75.00**
30/04/2021	$APINVCE	LGW03	FORUM ADVOCATING CULTURAL & ECO TOURISM IN	FACET (FORUM ADVOCATING FOR CULTUAL AND	75.00
Cheque/EFT FNumber 214384			**DANIELS PRINTING CRAFTSMEN**		**309.10**
30/04/2021	$APINVCE	71687	DANIELS PRINTING CRAFTSMEN	printing menu cards for Coolbaroo Dance	116.60
30/04/2021	$APINVCE	71599	DANIELS PRINTING CRAFTSMEN	BMeldrum Information Flyer for Infill S	192.50
Cheque/EFT FNumber 214385			**STRATAGREEN**		**2,461.14**
30/04/2021	$APINVCE	132586	STRATAGREEN	Stores stock	2,461.14
Cheque/EFT FNumber 214386			**HAYS PERSONNEL SERVICES (AUST) PTY LTD**		**46,208.78**
30/04/2021	$APINVCE	10213119	HAYS PERSONNEL SERVICES (AUST) PTY LTD	Temp personnel -Alice See-Hoo for Julie	2,943.05
30/04/2021	$APINVCE	10213117	HAYS PERSONNEL SERVICES (AUST) PTY LTD	Temporary Staff - Corporate Communicatio	5,336.87
30/04/2021	$APINVCE	10178779	HAYS PERSONNEL SERVICES (AUST) PTY LTD	Temporary Staff - Corporate Communicatio	5,243.24
30/04/2021	$APINVCE	10163460	HAYS PERSONNEL SERVICES (AUST) PTY LTD	Temporary Staff - Corporate Communicatio	4,556.63
30/04/2021	$APINVCE	10148003	HAYS PERSONNEL SERVICES (AUST) PTY LTD	Temporary Staff - Corporate Communicatio	4,775.09
30/04/2021	$APINVCE	10194674	HAYS PERSONNEL SERVICES (AUST) PTY LTD	Temporary Staff - Corporate Communicatio	5,274.45
30/04/2021	$APINVCE	10194671	HAYS PERSONNEL SERVICES (AUST) PTY LTD	Temp resource to backfill Full time vaca	2,474.56
30/04/2021	$APINVCE	10097938	HAYS PERSONNEL SERVICES (AUST) PTY LTD	Temporary Staff - Corporate Communicatio	7,615.18
30/04/2021	$APINVCE	10128577	HAYS PERSONNEL SERVICES (AUST) PTY LTD	Temporary Staff - Corporate Communicatio	3,433.08
30/04/2021	$APINVCE	10113810	HAYS PERSONNEL SERVICES (AUST) PTY LTD	Temporary Staff - Corporate Communicatio	4,556.63
Cheque/EFT FNumber 214387			**Health Insurance Fund Of Wa**		**226.10**
30/04/2021	$HRPAYJNL	F 23/04/2021	Health Insurance Fund Of Wa	Health Insurance Fund	226.10
Cheque/EFT FNumber 214388			**HEAVY AUTOMATICS**		**308.00**
30/04/2021	$APINVCE	WI634751	HEAVY AUTOMATICS	Call Out Fee for Transmission Fault on L	308.00
Cheque/EFT FNumber 214389			**HOSPITAL BENEFIT FUND OF WA**		**378.66**
30/04/2021	$HRPAYJNL	F 23/04/2021	HOSPITAL BENEFIT FUND OF WA	Hospital Benefit Fund	122.96
30/04/2021	$HRPAYJNL	EF 23/04/2021	HOSPITAL BENEFIT FUND OF WA	Hospital Benefit Fund	255.70
Cheque/EFT FNumber 214390			**HYDROQUIP PUMPS**		**21,053.23**
30/04/2021	$APINVCE	INV-42272	HYDROQUIP PUMPS	Ozone Reserve Pump Inlet Camera Inspecti	11,868.23
30/04/2021	$APINVCE	INV-42273	HYDROQUIP PUMPS	Ozone Reserve Pump 4 Service	6,787.00
30/04/2021	$APINVCE	INV-42271	HYDROQUIP PUMPS	Totterdell Park - Pump Soft Starter Faul	2,398.00

City of Perth

Schedule of Accounts Paid - Municipal Fund

For the Period: 01/04/2021-30/04/2021

Payment Date	Document Type	Invoice Number	Payee	Payment Details	Payment Amount
Cheque/EFT FNumber 214391			**ID SUPPLIES PTY LTD**		**3,211.45**
30/04/2021	$APINVCE	013294	ID SUPPLIES PTY LTD	CPP Parking Cards	3,211.45
Cheque/EFT FNumber 214392			**JASON SIGNMAKERS**		**97,383.28**
30/04/2021	$APINVCE	215896	JASON SIGNMAKERS	7230 Bus shelter prototype	97,383.28
Cheque/EFT FNumber 214393			**JONES LANG LASALLE (WA)PTY LTD**		**57,366.42**
30/04/2021	$APINVCE	6189427	JONES LANG LASALLE (WA)PTY LTD	Enex 100 Rent Loading Dock 14 -2020/2021	57,366.42
Cheque/EFT FNumber 214394			**KONE ELEVATORS PTY LTD**		**618.27**
30/04/2021	$APINVCE	191966558	KONE ELEVATORS PTY LTD	Car Park Auto Doors Unplanned Maintenanc	339.77
30/04/2021	$APINVCE	191969075	KONE ELEVATORS PTY LTD	Car Park Auto Doors Unplanned Maintenanc	278.50
Cheque/EFT FNumber 214395			**Perlex Holdings Pty Ltd t/as Mad Cow Entertainment Company of western Australia**		**625.00**
30/04/2021	$APINVCE	C9776	Perlex Holdings Pty Ltd t/as Mad Cow Entertainment	Wellington Square Launch Event - amuseme	625.00
Cheque/EFT FNumber 214396			**ISENTIA PTY LTD T/AS MEDIA MONITORS AUST PTY LTD**		**11,082.50**
30/04/2021	$APINVCE	MN0815729	ISENTIA PTY LTD T/AS MEDIA MONITORS AUST PTY L	Payment for media services provider - Is	1,705.00
30/04/2021	$APINVCE	MN0813877	ISENTIA PTY LTD T/AS MEDIA MONITORS AUST PTY L	Payment for media services provider - Is	1,705.00
30/04/2021	$APINVCE	MN0810066	ISENTIA PTY LTD T/AS MEDIA MONITORS AUST PTY L	Payment for media services provider - Is	1,705.00
30/04/2021	$APINVCE	MN0807584	ISENTIA PTY LTD T/AS MEDIA MONITORS AUST PTY L	Payment for media services provider - Is	852.50
30/04/2021	$APINVCE	MN0805927	ISENTIA PTY LTD T/AS MEDIA MONITORS AUST PTY L	Payment for media services provider - Is	1,705.00
30/04/2021	$APINVCE	MN0803918	ISENTIA PTY LTD T/AS MEDIA MONITORS AUST PTY L	Payment for media services provider - Is	1,705.00
30/04/2021	$APINVCE	MN0817642	ISENTIA PTY LTD T/AS MEDIA MONITORS AUST PTY L	Payment for media services provider - Is	1,705.00
Cheque/EFT FNumber 214397			**MERCURY**		**165.29**
30/04/2021	$APINVCE	CIMM4394567/3	MERCURY	Council House Couriers	11.03
30/04/2021	$APINVCE	CIMM4388322/1	MERCURY	Council House Couriers	154.26
Cheque/EFT FNumber 214398			**MINDARIE REGIONAL COUNCIL**		**112,204.55**
30/04/2021	$APINVCE	SINV-043411	MINDARIE REGIONAL COUNCIL	Provision of landfill tipping - 20/21	58,303.16
30/04/2021	$APINVCE	SINV-043407	MINDARIE REGIONAL COUNCIL	Green Waste Tipping Fees 20/21	786.98
30/04/2021	$APINVCE	SINV-043382	MINDARIE REGIONAL COUNCIL	Provision of landfill tipping - 20/21	53,114.41
Cheque/EFT FNumber 214399			**LGRCEU**		**1,168.52**
30/04/2021	$HRPAYJNL	F 23/04/2021	LGRCEU	LGRCEU	164.00
30/04/2021	$HRPAYJNL	EF 23/04/2021	LGRCEU	LGRCEU	1,004.52
Cheque/EFT FNumber 214400			**PERROTT PAINTING**		**177.06**
30/04/2021	$APINVCE	SINV17125	PERROTT PAINTING	Seek 30 Ad Pack	177.06
Cheque/EFT FNumber 214401			**Business Events Perth t/as Business Events Perth**		**55,000.00**
30/04/2021	$APINVCE	000010	Business Events Perth t/as Business Events Perth	Economic Dev Sponsorship - Business Even	55,000.00
Cheque/EFT FNumber 214402			**POWERVAC PTY LTD**		**86.25**
30/04/2021	$APINVCE	524728	POWERVAC PTY LTD	Backpack vacuum parts.	86.25
Cheque/EFT FNumber 214403			**QUALITY PRESS**		**1,188.00**
30/04/2021	$APINVCE	INV045507	QUALITY PRESS	Reserve Ticket Printing - Perth Garden F	1,188.00
Cheque/EFT FNumber 214404			**RESEARCH SOLUTIONS PTY LTD**		**56,712.71**
30/04/2021	$APINVCE	100254	RESEARCH SOLUTIONS PTY LTD	Community engagement for the 2021-2031 S	56,712.71
Cheque/EFT FNumber 214405			**POSTER GIRLS**		**220.00**
30/04/2021	$APINVCE	12511	POSTER GIRLS	Poster Girls distributed Heritage Perth	220.00
Cheque/EFT FNumber 214406			**RSEA PTY LTD**		**1,044.73**
30/04/2021	$APINVCE	10947023	RSEA PTY LTD	SNN Annual Uniform Order	379.23
30/04/2021	$APINVCE	11432065	RSEA PTY LTD	Steel Cap Boots for FM team	137.50
30/04/2021	$APINVCE	11450439	RSEA PTY LTD	FXD - WS - 2 Work Shorts Navy 036R FXD -	103.40
30/04/2021	$APINVCE	11445894	RSEA PTY LTD	Wade Barnes Safety Boots	137.50
30/04/2021	$APINVCE	11431681	RSEA PTY LTD	1x Steel Blue Safety Boots	160.60
30/04/2021	$APINVCE	11432590	RSEA PTY LTD	Safety work boots for S Boya	126.50
Cheque/EFT FNumber 214407			**St John Ambulance Australia**		**304.15**
30/04/2021	$APINVCE	EHSINV00093707	St John Ambulance Australia	St John First Aid staff for Australia Da	304.15
Cheque/EFT FNumber 214408			**FUJI XEROX BUSINESSFORCE PTY LTD**		**4,121.82**
30/04/2021	$APINVCE	662092109	FUJI XEROX BUSINESSFORCE PTY LTD	Postage for Infringement Notices Under n	1,456.84
30/04/2021	$APINVCE	661092108	FUJI XEROX BUSINESSFORCE PTY LTD	Postage for Infringement Notices Under n	159.83
30/04/2021	$APINVCE	661092110	FUJI XEROX BUSINESSFORCE PTY LTD	Postage for Infringement Notices Under n	293.41
30/04/2021	$APINVCE	662092108	FUJI XEROX BUSINESSFORCE PTY LTD	Postage for Infringement Notices Under n	231.07
30/04/2021	$APINVCE	662092110	FUJI XEROX BUSINESSFORCE PTY LTD	Postage for Infringement Notices Under n	1,300.84
30/04/2021	$APINVCE	661092109	FUJI XEROX BUSINESSFORCE PTY LTD	Postage for Infringement Notices Under n	316.69
30/04/2021	$APINVCE	661091767	FUJI XEROX BUSINESSFORCE PTY LTD	Postage for Infringement Notices Under n	363.14
Cheque/EFT FNumber 214409			**STATEWIDE CLEANING SUPPLIES**		**77.00**
30/04/2021	$APINVCE	S1416808	STATEWIDE CLEANING SUPPLIES	cleaning chemical and stores supply for	77.00
Cheque/EFT FNumber 214410			**TELSTRA**		**4,695.31**
30/04/2021	$APINVCE	4681945129	TELSTRA	DATA CHARGES FOR 16 February-15 March 20	1,077.41
30/04/2021	$APINVCE	1057776700	TELSTRA	DATA CHARGES FOR 16 February-15 March 20	3,617.90
Cheque/EFT FNumber 214411			**TOTAL PACKAGING (W.A. PTY LTD)**		**858.00**
30/04/2021	$APINVCE	00035504	TOTAL PACKAGING (W.A. PTY LTD)	Depot Store Stock	858.00
Cheque/EFT FNumber 214412			**T QUIP**		**5,776.30**
30/04/2021	$APINVCE	100366 # 12	T QUIP	Metal Wear Strip Plus 2 x Replacement Wh	1,015.65
30/04/2021	$APINVCE	100317 # 5	T QUIP	Mower Blades and Tensioner Assembly for	427.75
30/04/2021	$APINVCE	100327 # 0	T QUIP	Hydraulic Issues from NOV/DEC 2020 + Rep	4,332.90
Cheque/EFT FNumber 214413			**TURF CARE WA PTY LTD**		**4,681.20**

City of Perth

Schedule of Accounts Paid - Municipal Fund

For the Period: 01/04/2021-30/04/2021

Payment Date	Document Type	Invoice Number	Payee	Payment Details	Payment Amount
30/04/2021	$APINVCE	INV-2705	TURF CARE WA PTY LTD	Median island weed control glyphosate	545.20
30/04/2021	$APINVCE	INV-2722	TURF CARE WA PTY LTD	Primo Maxx - 6L/Ha (Langley Park - East	4,136.00
Cheque/EFT FNumber 214414			**ULTIMO CATERING & EVENTS PTY LTD**		**1,026.75**
30/04/2021	$APINVCE	00411004	ULTIMO CATERING & EVENTS PTY LTD	COP Catering Supplies	82.50
30/04/2021	$APINVCE	00411003	ULTIMO CATERING & EVENTS PTY LTD	COP Catering Supplies	50.60
30/04/2021	$APINVCE	00411221	ULTIMO CATERING & EVENTS PTY LTD	COP Catering Supplies	540.33
30/04/2021	$APINVCE	00411583	ULTIMO CATERING & EVENTS PTY LTD	COP Catering Supplies	82.72
30/04/2021	$APINVCE	00411582	ULTIMO CATERING & EVENTS PTY LTD	COP Catering Supplies	270.60
Cheque/EFT FNumber 214415			**PUBLIC TRANSPORT AUTHORITY OF WA**		**390.65**
30/04/2021	$APINVCE	I5098463	PUBLIC TRANSPORT AUTHORITY OF WA	iCity Kiosk Public Transport Authority -	390.65
Cheque/EFT FNumber 214416			**STEFNA FAMILY TRUST T/AS WEST TIP WASTE MANAGEMENT**		**17,557.06**
30/04/2021	$APINVCE	00053662	STEFNA FAMILY TRUST T/AS WEST TIP WASTE MANA(	Bulk Waste Inner February	8,275.94
30/04/2021	$APINVCE	00054101	STEFNA FAMILY TRUST T/AS WEST TIP WASTE MANA(	Bulk Waste For March	9,281.12
Cheque/EFT FNumber 214417			**WH LOCATIONS SERVICES PTY LTD**		**698.50**
30/04/2021	$APINVCE	SIN011002	WH LOCATIONS SERVICES PTY LTD	Outram St Emergency works Sinkhole Works	698.50
Cheque/EFT FNumber 214418			**LH & GM PILGRIM**		**434.85**
30/04/2021	$APINVCE	A1084854	LH & GM PILGRIM	RFD RATES-13/2 COLIN ST WEST PERTH	434.85
Cheque/EFT FNumber 214419			**ALINA KOZHANOVA**		**1,476.00**
30/04/2021	$APINVCE	260421	ALINA KOZHANOVA	RFD PARKING FEES	1,476.00
Cheque/EFT FNumber 214420			**JAHANZAIB KHAN**		**1,000.00**
30/04/2021	$APINVCE	32392	JAHANZAIB KHAN	RFD BOND - PERTH TOWN HALL	1,000.00
Cheque/EFT FNumber 214421			**MC EVENTS CO**		**99.00**
30/04/2021	$APINVCE	EV202183	MC EVENTS CO	RFD APP-NETWORK SOCIAL APRIL 2021	99.00
Cheque/EFT FNumber 214422			**COMPLETE AIR SYSTEMS PTY LTD**		**99.00**
30/04/2021	$APINVCE	PT20213	COMPLETE AIR SYSTEMS PTY LTD	RFD APPLICATION-PT-2021/3	99.00
Cheque/EFT FNumber 214423			**LEGACY WA**		**105.50**
30/04/2021	$APINVCE	EV202142	LEGACY WA	RFD -ANZAC STREET APPEAL EV-2021/42	105.50
Cheque/EFT FNumber 214424			**REBECCA BARTLETT**		**2.50**
30/04/2021	$APINVCE	010421	REBECCA BARTLETT	RFD MONIES - TICKET DID NOT PRINT	2.50
Cheque/EFT FNumber 214425			**THE FAMILY PLANNING ASSOCIATION OF WA**		**99.00**
30/04/2021	$APINVCE	EV2020173	THE FAMILY PLANNING ASSOCIATION OF WA	RFD APP-EV-2020/173-PIAZZA SITE NRTHBDGE	99.00
Cheque/EFT FNumber 214426			**MARKETFORCE PTY LTD**		**156.00**
30/04/2021	$APINVCE	FILM202114	MARKETFORCE PTY LTD	RFD FEE - INCORRECT COUNCIL-FILM-2021/14	156.00
Cheque/EFT FNumber 214427			**A STOCKTON**		**95.00**
30/04/2021	$APINVCE	FVA2484	A STOCKTON	RFD APPLICATION-FVA-2484	95.00
Cheque/EFT FNumber 214428			**LABNETWEST INC**		**99.00**
30/04/2021	$APINVCE	EV2021103	LABNETWEST INC	RFD EVENT PERMIT-EV-2021/103	99.00
Cheque/EFT FNumber 214429			**OTB EVENTS**		**99.00**
30/04/2021	$APINVCE	EV2021109	OTB EVENTS	APPLICATION-WEDDING RFD-EV-2021/109	99.00
Cheque/EFT FNumber 214430			**PRIMEWEST MANAGEMENT LTD AS TSTEE**		**554.00**
30/04/2021	$APINVCE	261664	PRIMEWEST MANAGEMENT LTD AS TSTEE	RFD DOUBLE PAYMENT-INV 261664	554.00
Cheque/EFT FNumber 214431			**OLGA NIKOLAIYIENKO**		**10.00**
30/04/2021	$APINVCE	130421	OLGA NIKOLAIYIENKO	RFD SHORT REFUND ON PARKING TICKET RFD	10.00
Cheque/EFT FNumber 214432			**LI CHIN**		**2.00**
30/04/2021	$APINVCE	140421	LI CHIN	MONEY NOT REFUNDED FROM PARKING MACHINE	2.00
Cheque/EFT FNumber 214433			**MARINA B JUMAHAT**		**492.47**
30/04/2021	$APINVCE	A1054170	MARINA B JUMAHAT	RFD RATES-7/40 WELLINGTON ST EAST PTH	492.47
Cheque/EFT FNumber 214434			**MELAINIE HUGHES**		**428.45**
30/04/2021	$APINVCE	A1184886	MELAINIE HUGHES	RFD RATES-32/33 BRONTE ST EAST PERTH	428.45
Cheque/EFT FNumber 214435			**G & M SANTORIELLO**		**376.25**
30/04/2021	$APINVCE	A1172147	G & M SANTORIELLO	RFD RATES-13/101 MURRAY ST PERTH	376.25
Cheque/EFT FNumber 214436			**PLUTO NOMINEES PTY LTD ATF**		**558.20**
30/04/2021	$APINVCE	A1232156	PLUTO NOMINEES PTY LTD ATF	RFD RATES-RIGHT OF WAY 23 BENNETT ST EP	558.20
Cheque/EFT FNumber 214437			**RAY WHITE COMMERCIAL (WA REBA TST)**		**1,495.40**
30/04/2021	$APINVCE	A1136746	RAY WHITE COMMERCIAL (WA REBA TST)	RFD RATES-UNITS 3&4/7 TULLY RD EAST PTH	1,495.40
Cheque/EFT FNumber 214438			**FOOTBALL PLUS DEVELOPMENT PTY LTD**		**2,086.35**
30/04/2021	$APINVCE	A1031905	FOOTBALL PLUS DEVELOPMENT PTY LTD	RATES RD 286 HAY ST EAST PERTH	2,086.35
Cheque/EFT FNumber 214439			**T & F VARGAS**		**337.83**
30/04/2021	$APINVCE	39687	T & F VARGAS	RFD PERMIT CONCERT HALL CAR PK 39687	337.83
Cheque/EFT FNumber 214440			**VOGT GRAHAM LAWYERS GENERAL ACCOUNT**		**285.00**
30/04/2021	$APINVCE	39070	VOGT GRAHAM LAWYERS GENERAL ACCOUNT	CANCELLED PERMIT 39070-ROE ST CP	285.00
Cheque/EFT FNumber 214441			**CM & KS CAREY**		**120.00**
30/04/2021	$APINVCE	13042021C	CM & KS CAREY	HEALTHY LIFESTYLE -C CAREY	120.00
Cheque/EFT FNumber 214442			**CONSULATE OF GREECE IN PERTH**		**944.00**
30/04/2021	$APINVCE	32216	CONSULATE OF GREECE IN PERTH	RFD BOND-PERTH TOWN HALL	944.00
Cheque/EFT FNumber 214443			**AUSTRAL CONSTRUCTION**		**343.70**
30/04/2021	$APINVCE	21042021	AUSTRAL CONSTRUCTION	RFD UNUSED PARKING DAYS-18/3-31/3/21	343.70
Cheque/EFT FNumber 214444			**JACK MERNAGH**		**120.00**
30/04/2021	$APINVCE	14042021J	JACK MERNAGH	HEALTHY LIFESTYLE - J MERNAGH	120.00
Cheque/EFT FNumber 214445			**CRAIG SMITH**		**107.00**

City of Perth

Schedule of Accounts Paid - Municipal Fund

For the Period: 01/04/2021-30/04/2021

Payment Date	Document Type	Invoice Number	Payee	Payment Details		Payment Amount
30/04/2021	$APINVCE	15042021C	CRAIG SMITH	OPTIAL PAYMENT - C SMITH		107.00
Cheque/EFT FNumber 214446			**ELLY TIEN**			**100.00**
30/04/2021	$APINVCE	22032021E	ELLY TIEN	HEALTHY LIFESTYLE - E TIEN		100.00
Cheque/EFT FNumber 214447			**MICHAELA TRLIN**			**120.00**
30/04/2021	$APINVCE	22042021M	MICHAELA TRLIN	HEALTHY LIFESTYLE -M TRLIN		120.00
Cheque/EFT FNumber 214448			**BRETT MOHEN**			**72.00**
30/04/2021	$APINVCE	505250	BRETT MOHEN	RFD MEETING RM 27/4/21-RCPT 2713253		72.00
Cheque/EFT FNumber 2725569			**FINES ENFORCEMENT REGISTRY**			**861.60**
30/04/2021	$APINVCE	2725569	FINES ENFORCEMENT REGISTRY	RFD DUE TO CHARGE BACK INFRINGEMENTS		861.60
Cheque/EFT FNumber 27431478			**FINES ENFORCEMENT REGISTRY**			**38,423.00**
22/04/2021	$APINVCE	27431478	FINES ENFORCEMENT REGISTRY	Fines Enforcement Registry Lodgement Fee		38,423.00
Cheque/EFT FNumber 27431522			**FINES ENFORCEMENT REGISTRY**			**38,423.00**
22/04/2021	$APINVCE	27431522	FINES ENFORCEMENT REGISTRY	Fines Enforcement Registry Lodgement Fee		38,423.00
Cheque/EFT FNumber 27431595			**FINES ENFORCEMENT REGISTRY**			**30,030.00**
22/04/2021	$APINVCE	27431595	FINES ENFORCEMENT REGISTRY	Fines Enforcement Registry Lodgement Fee		30,030.00
Cheque/EFT FNumber 27431595			**FINES ENFORCEMENT REGISTRY**			**40,595.90**
20/04/2021	$HRPAYJNL	EF 9/04/2021	MERCER (AUSTRALIA) PTY LTD	14.5% Mercer Super P/E 9/4/2021	-	42,719.36
20/04/2021	$HRPAYJNL	EF 9/04/2021	MERCER (AUSTRALIA) PTY LTD	14.5% Mercer Super paid from Surplus	-	40,817.60
20/04/2021	$HRPAYJNL	EF 9/04/2021	MERCER (AUSTRALIA) PTY LTD	5% Council Matched Company Contribution		30,108.34
20/04/2021	$HRPAYJNL	EF 9/04/2021	MERCER (AUSTRALIA) PTY LTD	CC Scheme Employee Contribution - PostTa		11,686.41
20/04/2021	$HRPAYJNL	EF 9/04/2021	MERCER (AUSTRALIA) PTY LTD	CC Scheme Employee Contribution - PreTax		14,588.55
20/04/2021	$HRPAYJNL	EF 9/04/2021	MERCER (AUSTRALIA) PTY LTD	Employee Contribution - Post Tax ($)		100.00
20/04/2021	$HRPAYJNL	EF 9/04/2021	MERCER (AUSTRALIA) PTY LTD	Employee Contribution - Post Tax (%)		816.90
20/04/2021	$HRPAYJNL	EF 9/04/2021	MERCER (AUSTRALIA) PTY LTD	Employee Contribution - PreTax ($)		924.10
20/04/2021	$HRPAYJNL	EF 9/04/2021	MERCER (AUSTRALIA) PTY LTD	Employee Contribution - PreTax (%)		8,156.82
20/04/2021	$HRPAYJNL	EF 9/04/2021	MERCER (AUSTRALIA) PTY LTD	SGC Compulsory - Employer		3,020.64
20/04/2021	$HRPAYJNL	EF 9/04/2021	MERCER (AUSTRALIA) PTY LTD	SGC Compulsory Defined Benefit >9%		2,880.59
20/04/2021	$HRPAYJNL	EF 9/04/2021	MERCER (AUSTRALIA) PTY LTD	SGC Compulsory Defined Benefit 9%		51,850.51
Total Payments						**10,919,806.65**

Summary

Payments -Municipal Fund	10,919,806.65
COP-Payroll-April 2021	3,394,650.24
Bank Charges- April 2021	69,868.79
Credit Card Charges- April 2021	14,336.47
Total	**14,398,662.15**

City of Perth

AP Volume Report
Municipal Fund
From 01/04/2021 to 30/04/2021 [Period 10]

Payee		Payment Amount
DEPUTY COMMISSIONER OF TAXATION	$	1,217,405.20
D.B CUNNINGHAM PTY LTD T/AS ADVANTEERING CIVIL ENGINEERS	$	1,069,660.20
WESTERN AUSTRALIAN TREASURY	$	711,834.69
GEORGIOU GROUP PTY LTD	$	588,331.85
AUSTRALIAN SUPER	$	397,907.88
MINDARIE REGIONAL COUNCIL	$	314,273.34
ALINTA SALES PTY LTD	$	305,538.92
DEPARTMENT OF LOCAL GOVERNMENT, SPORT AND CULTURAL INDUSTRIE	$	273,270.41
ACE SECURITY AND EVENTS SERVICES	$	244,140.76
SUEZ RECYCLING & RECOVERY PTY LTD	$	205,100.92
ACCESS BRICKPAVING CO	$	187,004.90
The Trustee for Aware Super	$	160,583.81
DRAINFLOW SERVICES PTY LTD	$	156,634.40
NATURAL AREA CONSULTING MANAGEMENT SERVICES	$	155,274.78
FINES ENFORCEMENT REGISTRY	$	148,333.50
OFFICE OF THE AUDITOR GENERAL	$	140,300.60
ICONIC PROPERTY SERVICES	$	136,647.08
HAYS PERSONNEL SERVICES (AUST) PTY LTD	$	105,826.84
JASON SIGNMAKERS	$	97,383.28
STILES ELECTRICAL SERVICES	$	96,287.29
303 MULLENLOWE AUSTRALIA PTY LTD T/AS 303 MULLENLOWE	$	92,795.31
EOS ELECTRICAL	$	91,059.04
DATA 3	$	86,818.42
WATER CORPORATION	$	83,259.85
ARTRAGE	$	82,500.00
Western Australian Electoral Commission	$	77,723.70
DXC Technology Australia Pty ltd	$	76,532.50
GJK FACILITY SERVICES	$	76,302.20
DEPARTMENT OF MINES INDUSTRY REGULATION AND SAFETY	$	75,415.50
PERTH INTERNATIONAL ARTS FESTIVAL LTD T/AS PERTH FESTIVAL	$	70,125.00
ELECTRICITY GENERATION AND RETAIL CORPORATION	$	67,062.19
ABSOLUTE STONE	$	62,205.33
JONES LANG LASALLE (WA)PTY LTD	$	57,366.42
Servco Australia Melville Pty Ltd (Melville Toyota)	$	57,182.90
RESEARCH SOLUTIONS PTY LTD	$	56,712.71
Business Events Perth t/as Business Events Perth	$	55,000.00
GILMOUR & JOOSTE ELECTRICAL	$	53,310.17
FOOD TECHNOLOGY SERVICES PTY LTD	$	52,688.64
A.D COOTE & CO. (SHEETMETAL)PTY LTD	$	52,434.91
REINO INTERNATIONAL	$	52,088.44
BLUE COLLAR PEOPLE	$	51,670.48
PERTH EDUCATION CITY	$	49,500.00
DELSTRAT PTY LTD	$	48,098.63
CATALYSE PTY LTD	$	45,210.00

City of Perth

AP Volume Report
Municipal Fund
From 01/04/2021 to 30/04/2021 [Period 10]

Payee		Payment Amount
SENSEI PRODUCTIVITY PTY LTD T/AS SENSEI PROJECT SOLUTIONS	$	45,100.00
AMPOL AUSTRALIA PETROLEUM PTY LTD	$	44,024.66
Nursery & Garden Industry WA (Inc)	$	44,000.00
PERTH INSTITUTE OF CONTEMPORARY ARTS ARTS	$	44,000.00
ENVIROPATH PTY LTD T/ AS SPOT'S ALL SURFACE CLEANING	$	43,908.70
Consillion (Australia) Pty Ltd	$	42,824.10
THE TRUSTEE FOR PAM FAMILY TRUST T/AS PROFESSIONAL ARTS MANAGEMENT	$	41,406.94
CITY OF STIRLING	$	41,288.21
SPECIALIZED CLEANING GROUP PTY LTD	$	40,630.87
INSIGHT ELECTRICAL TECHNOLOGY PTY LTD	$	39,585.59
CTI5 PTY LTD	$	38,173.78
LIGHTNING BRICK PAVERS PTY LTD	$	38,171.76
NOVOTEL PERTH LANGLEY	$	37,400.32
WINDCAVE PTY LTD T/AS PAYMENT EXPRESS AUSTRALIA PTY LTD	$	36,422.21
ELEMENT ADVISORY PTY LTD T/AS THE PLANNING GROUP WA PTY LTD	$	34,718.20
CHEVRON AUSTRALIA DOWNSTREAM FUELS PTY LTD	$	33,295.47
Hoban Recruitment Pty Ltd	$	33,147.50
FLEETCARE PTY LTD	$	32,926.38
THE BRAND AGENCY	$	31,476.15
THYSSENKRUPP ELEVATOR AUSTRALIA PTY LTD	$	30,924.93
ESSENTIAL FIRE SERVICES PTY LTD	$	29,449.18
PROPEL YOUTH ARTS WA	$	27,500.00
AUSTRALIAN HVAC SERVICES	$	27,455.22
HYDROQUIP PUMPS	$	26,883.23
JB & SB BISHOP PTY LTD T/AS WEST COAST FM GROUP	$	25,633.74
THE TRUSTEE FOR S&A WILLIAMSON TRUST T/A SHOREWATER MARINE P T/AS SHOREWATER M	$	25,272.39
EDEN PTY LTD T/AS Nutrien Water	$	25,189.17
BARONESS HOLDINGS PTY LTD T/AS TREE PLANTING AND WATERING	$	24,869.80
Aboriginal United Services Pty Ltd	$	23,444.64
ENVIRO INFRASTRUCTURE PTY LTD	$	22,620.15
IMPERIAL GLASS	$	22,218.55
ARANDELL NOMINEES PTY LTD & JJ LEACH	$	22,000.00
THE GROOTE FAMILY TRUST	$	21,837.75
WARP PTY LTD	$	20,039.28
BUDDHA'S LIGHT INTERNATIONAL ASSOC OF WA INCORPORATED	$	20,000.00
Schneider Electric Australia PTY LTD	$	19,083.90
PERROTT PAINTING	$	19,034.60
CDM AUSTRALIA PTY LTD	$	18,621.90
TANKS FOR HIRE	$	18,456.68
STEFNA FAMILY TRUST T/AS WEST TIP WASTE MANAGEMENT	$	17,557.06
MAIN ROADS WESTERN AUSTRALIA	$	17,495.34
EMERGE ENVIRONMENTAL SERVICES PTY LTD	$	17,184.02
W.C. CONVENIENCE MANAGEMENT PTY LTD	$	16,588.99
DATALINE VISUAL LINK PTY LTD	$	16,515.03

City of Perth

AP Volume Report
Municipal Fund
From 01/04/2021 to 30/04/2021 [Period 10]

Payee		Payment Amount
WA SYMPHONY ORCHESTRA	$	16,500.00
Professional Search Group Pt t/as Professional Search Group	$	16,295.16
BIDFOOD WA PTY LTD	$	16,246.75
Blue Force Pty Ltd	$	16,179.88
WSP AUSTRALIA PTY LTD	$	16,040.76
The Trustee for The Tripoli Family Trust t/as Kids Just Wanna Have Fun Amusemen	$	15,900.00
PROSEGUR AUSTRALIA PTY LTD T/AS CHUBB SECURITY SERVICES	$	15,810.76
NS PROJECTS PTY LTD	$	15,669.50
METRIX CONSULTING PTY LTD	$	15,495.34
TELSTRA	$	15,300.92
CBRE (C)PTY LIMITED T/A CBRE REBA	$	14,822.85
MARKETFORCE LTD	$	14,548.24
LIGHTSPEED COMMUNICATIONS AUSTRALIA PTY LTD t/as LIGHTSPEED	$	14,509.27
Probe Investments Pty Ltd	$	14,400.00
REVELATION PERTH INTERNATIONAL FILM FESTIVAL INC	$	13,750.00
PEDERSENS HIRE & STRUCTURES PTY LTD	$	13,438.55
Ink Strategy	$	13,337.50
THE ROYAL LIFE SAVING SOCIETY WA INC	$	13,231.26
Rooforce Facility Services Pty Ltd	$	12,980.00
RSEA PTY LTD	$	12,849.38
BG & E PTY LTD	$	12,744.88
ADVANCED TRAFFIC MANAGEMENT	$	12,680.53
RETECH RUBBER	$	12,633.50
TALENT INTERNATIONAL PTY LTD(WA)	$	12,517.60
Clyde & Co Australia	$	12,349.15
DEPARTMENT OF TRANSPORT	$	11,934.00
LOCAL GOVERNMENT PROFESSIONALS AUSTRALIA WA	$	11,880.00
WINDOW WIPERS	$	11,495.00
HEAVY AUTOMATICS	$	11,111.38
ISENTIA PTY LTD T/AS MEDIA MONITORS AUST PTY LTD	$	11,082.50
Light Applications	$	11,014.30
ACTIVATE PERTH	$	11,000.00
THE TRUSTEE FOR UNIVERSAL ENTERPRISES UNIT TRUST UNIVERSAL BAR	$	11,000.00
BLACKWOODS ATKINS	$	10,927.13
ALL FLAGS SIGNS AND BANNERS	$	10,745.74
BUCHER MUNICIPAL PTY LTD	$	10,723.33
Freedom Fairies Pty Ltd	$	10,703.00
THE TRUSTEE FOR THE QUITO PTY LTD T/AS BENARA NURSERIES	$	10,660.76
MICKTRIC EVENTS	$	10,593.00
SONTEC INTEGRATED SYSTEMS	$	10,521.50
DEPARTMENT OF PLANNING, LANDS AND HERITAGE	$	10,486.00
Focus Consulting WA Pty Ltd	$	10,395.00
Peter John Kerr t/as Gadget Fabrications	$	10,255.00
MARINOVICH FAMILY TRUST T/AS CARNIVAL AMUSEMENTS	$	9,975.00

City of Perth

AP Volume Report
Municipal Fund
From 01/04/2021 to 30/04/2021 [Period 10]

Payee		Payment Amount
PROFESSIONAL DEVELOPMENT TRAINING PTY LTD	$	9,927.50
OLEOLOGY	$	9,925.58
JOELZ PTY LTD T/AS BAX SERVICES	$	9,845.00
E.P. DRAFFIN MANUFACTURING PTY LTD	$	9,496.85
McLEODS BARRISTERS AND SOLICITORS	$	9,212.16
ULTIMO CATERING & EVENTS PTY LTD	$	9,166.39
KENNARDS HIRE NORTH PERTH	$	9,000.00
NESPRESSO	$	8,587.90
ABLEBAY HOLDINGS PTY LTD	$	8,407.80
MAJESTIC PLUMBING	$	8,155.10
CLASSIC TREE SERVICES	$	8,144.75
Indian Society of Western Australia Inc	$	7,975.00
JAPAN FESTIVAL ASSOCIATION IN PERTH INC	$	7,500.00
IMAGE SOURCE DIGITAL SOLUTIONS	$	7,465.70
DIVERSIFIED COMMUNICATIONS PTY LTD	$	7,124.70
RICOH AUSTRALIA PTY LTD	$	7,114.76
LANDGATE	$	7,024.73
CAPITAL ENGINEERING PTY LTD t/as Capital House Australasia	$	6,930.00
CSE CROSSCOM PTY LTD	$	6,902.50
THE TRUSTEE FOR THE PROPERTY AUSTRALIA MANAGEMENT TRUST	$	6,772.10
SVC Products Pty Ltd	$	6,743.00
ELLENBY TREE FARM	$	6,675.40
TALIS CONSULTANTS PTY LTD ATF THE TALIS TRUST	$	6,616.50
WA FENCEWORKS PTY LTD	$	6,569.20
DRYDEN DESIGNS	$	6,554.90
TURF CARE WA PTY LTD	$	6,353.20
NATIONWIDE TRAINING PTY LTD	$	6,350.00
OJOLAS HOLDINGS PTY LTD	$	6,250.00
JAMES BENNETT PTY LTD	$	6,188.17
C BAILEY & M BAILEY	$	6,117.10
ABORIGINAL PRODUCTIONS AND PROMOTIONS	$	6,050.00
THE TRUSTEE FOR WALLIS FAMILY TRUST T/AS PLAYCE PTY LTD	$	6,050.00
Perlex Holdings Pty Ltd t/as Mad Cow Entertainment Company of western Australia	$	5,915.00
HASSELL LTD	$	5,874.83
DARDANUP BUTCHERING UNIT TRUST T/AS DARDANUP BUTCHERING CO DARDANUP BUTCHERI	$	5,858.41
T QUIP	$	5,776.30
DONNA MICHELLE FULTON T/AS VERBENA FLOWERS	$	5,756.00
GAME VAULT PTY LTD	$	5,625.00
ENGINEERING TECHNOLOGY CONSULTANTS - ETC	$	5,621.00
Adrienne Beth Chapman t/as Oh Hey WA	$	5,500.00
CORPORATE GOVERNANCE RISK PTY LTD	$	5,500.00
LANCE CHADD	$	5,500.00
MAGIC NATION PTY LTD	$	5,500.00
The Three Springs Family Trust	$	5,500.00

City of Perth

AP Volume Report
Municipal Fund
From 01/04/2021 to 30/04/2021 [Period 10]

Payee		Payment Amount
THE TRUSTEE FOR EAGLE ROCK LOBSTER TRUST T/AS BADLANDS BAR	$	5,500.00
The Trustee for Vic Gastev Family Trust t/as 43 Below Bar & Restaurant	$	5,500.00
WEST AUSTRALIAN MARATHON CLUB (INCORPORATED)	$	5,500.00
ENVISIONWARE PTY LTD	$	5,494.57
The Trustee for the Felking Trust /a/s High Bench Espresso	$	5,492.60
Sage Consulting Engineers Pty Ltd	$	5,368.00
MARK REISINGER T/AS MFR AUTOELECTRICS	$	5,301.03
IRON MOUNTAIN AUSTRALIA GROUP PTY LTD	$	5,129.84
DDLS AUSTRALIA PTY LTD	$	5,104.00
HTR ELECTRICAL AND INSPECTION SERVICES PTY LTD	$	5,076.50
Tyres 4U Pty Limited	$	5,042.09
E.K Vanheaften & K.A Wilks t/as ILKA	$	5,022.00
J.H. FLUID TRANSFER SOLUTIONS PTY LTD T/AS PIRTEK MALAGA	$	5,016.59
Annika Gayle Moses	$	5,000.00
Adam Luke Westerhout t/as Full Court Fitness	$	4,906.00
ALLMAKES PTY LTD T/AS BRANDWORX AUSTRALIA	$	4,847.55
THE INSTITUTE OF INTERNAL AUDITORS-AUST	$	4,800.00
PERTH TEMPORARY FENCING	$	4,622.75
SONIC HEALTHPLUS PTY LTD	$	4,578.20
METROCOUNT	$	4,548.50
Zipform Pty Ltd	$	4,503.24
RENT A FENCE PTY LTD	$	4,463.25
SOIL'N SAND PTY LTD	$	4,399.54
WINC AUSTRALIA PTY PTD	$	4,398.74
RENTOKIL INIRIAL PTY LTD T/AS AMBIUS	$	4,337.62
VALVOLINE (AUSTRALIA) PTY LTD	$	4,209.42
FUJI XEROX BUSINESSFORCE PTY LTD	$	4,121.82
ALANA HALL	$	4,097.45
MYSMART PTY LTD	$	4,037.00
JAPANESE TRUCK & BUS SPARES PTY LTD	$	4,016.35
S Kemali & N Mosavi T/AS E-Sense West Perth	$	3,978.41
JACKSON MCDONALD LAWYERS	$	3,870.53
ROSMECH SALES AND SERVICE PTY LTD	$	3,864.04
EQUILIBRIUM INTERACTIVE PTY LTD T/AS EQUILIBRIUM INTERACTIVE	$	3,775.94
TSTEE GREEN F/TRUST & TSTEE HOOD F/TRUST T/A OFFICE MILK SUP	$	3,775.51
RaceKraft Simulations Pty Ltd	$	3,750.00
THE TRUSTEE FOR THE BCA UNIT TRUST T/AS BCA Building Certifi	$	3,718.00
SCANIA AUSTRALIA PTY LTD	$	3,705.09
Cleanaway Industrial Solutions Pty Ltd	$	3,704.25
BUNNINGS BUILDING SUPPLIES P/L	$	3,605.03
DAIMLER TRUCKS PERTH	$	3,574.52
Schindler Lifts Pty Ltd	$	3,564.00
BEN TAYLOR	$	3,550.00
SURVEYTECH TRAFFIC SURVEYS PTY LTD	$	3,520.00

City of Perth

AP Volume Report
Municipal Fund
From 01/04/2021 to 30/04/2021 [Period 10]

Payee		Payment Amount
Child Support Agency	$	3,450.54
CARLISLE EVENTS HIRE PTY LTD	$	3,327.50
WEST AUSTRALIAN NEWSPAPERS LIMITED	$	3,300.00
GREENLITE ELECTRICAL CONTRACTORS PTY LTD	$	3,299.44
THE TRUSTEE FOR STUDIO LR TRUST T/AS RUTHERFORD HOUSE	$	3,258.20
ID SUPPLIES PTY LTD	$	3,211.45
JASMAN ENTERPRISES	$	3,150.95
QUALITY PRESS	$	3,047.00
BIG ISSUE IN AUSTRALIA LIMITED T/AS THE BIG ISSUE	$	3,019.50
CENTRECARE CORPORATE	$	3,014.00
PHENOMENON EVENT SERVICES PTY LTD	$	3,014.00
WA CIRCUS SCHOOL INCORPORATED T/AS CIRQUE BIZIRQUE-WA CIRCUS	$	3,000.00
STRATAGREEN	$	2,956.84
FULTON HOGAN INDUSTRIES PTY LTD	$	2,953.50
STATEWIDE CLEANING SUPPLIES	$	2,912.12
TECPRO AUSTRALIA PTY LTD	$	2,876.50
SUNNY INDUSTRIAL BRUSHWARE	$	2,841.41
CARDILE INTERNATIONAL FIREWORKS	$	2,750.00
Darren Hutchens	$	2,750.00
TECHNICAL SERVICES GROUP	$	2,689.94
ENVIRONMENTAL HEALTH AUSTRALIA(WA)INC	$	2,655.00
WESTERN POWER	$	2,640.00
WOODLANDS DISTRIBUTORS & AGENCIES PTY LTD	$	2,631.20
SOUTHERN METROPOLITAN REGIONAL COUNCIL	$	2,563.44
Institute of Public Administration Australia Western Australia Division Inc	$	2,524.50
BYPROGRESS PTY LTD E/AS MONSTER BALL AMUSEMENTS & HIRE	$	2,500.00
ROWSON'S PLUMBING SERVICES PTY LTD	$	2,496.55
M CONSTRUCTION (WA) PTY LTD	$	2,495.59
Quick Super Fund	$	2,389.62
THE JESSEN GROUP PTY LTD T/AS SLIMLINE WAREHOUSE	$	2,388.52
PUMPS AUSTRALIA	$	2,382.05
LGRCEU	$	2,337.04
REBA TRUST-ROY WESTON CORP PTY LTD T/A	$	2,278.42
MARK ERIC BRADLEY T/AS MB PLAY	$	2,257.20
SOUTH EAST REGIONAL CENTRE FOR URBAN LANDCARE INC	$	2,255.00
GRENSHED PTY LTD T/AS LIVING TURF	$	2,216.50
CMAK Technologies Pty Ltd t.as CMAKTECH	$	2,156.00
DIRECT MEMORY ACCESS PTY LTD	$	2,101.00
FOOTBALL PLUS DEVELOPMENT PTY LTD	$	2,086.35
ALFRED BOCK T/AS AGB CONSULTING	$	2,021.25
DE VINE CELLARS	$	1,972.00
WOMA(AUSTRALIA)PTY LTD	$	1,944.22
INTERNATIONAL ART SERVICES	$	1,912.32
PERTH BRAKE PARTS	$	1,908.00

City of Perth

AP Volume Report
Municipal Fund
From 01/04/2021 to 30/04/2021 [Period 10]

Payee		Payment Amount
A2B Training Pty Ltd	$	1,900.00
IBC DIGITAL	$	1,834.26
ART PRESENTATIONS	$	1,830.00
TCE Services Ptd Ltd T/AS Training Course Experts	$	1,820.00
Riyad Failsal Al Absawi t/as OMG Coffee & Toastie	$	1,787.01
CHAMBER OF COMMERCE & INDUSTRY OF WA INC	$	1,760.00
THE TRUSTEE FOR THOMPSON FAMILY TRUST T/A TERRESTRIAL ECOSYS	$	1,760.00
ERNST & YOUNG	$	1,716.00
ABSTRACT INVESTMENTS (WA)PTY LTD T/AS SMOKE AND MIRRORS AUDI	$	1,704.00
CITY OF PERTH STAFF SOCIAL CLUB	$	1,652.00
BATTERIES PLUS	$	1,637.90
AUSTRALIA POST	$	1,628.85
ASPECT Studios Pty Ltd t/as Urban&Public	$	1,597.75
PERTH COOL	$	1,556.50
CAMERA ELECTRONIC SALES AND SERVICE	$	1,537.96
A E HOSKINS & SONS	$	1,515.06
Isaiah Colin Walley-Stack	$	1,500.00
RAY WHITE COMMERCIAL (WA REBA TST)	$	1,495.40
THE CHUNG WAH ASSOCIATION INC	$	1,488.00
ACCESS ICON PTY LTD T/AS CASCADA GROUP	$	1,477.30
ALINA KOZHANOVA	$	1,476.00
SHARON MAREE GREGORY	$	1,450.00
SELECT FRESH PTY LTD	$	1,440.23
CABCHARGE AUSTRALIA PTY LTD	$	1,433.41
CSP GROUP PTY LTD T/AS STIHL SHOP OSBORNE PARK	$	1,415.95
HTR ELECTRICAL AND INSPECTION	$	1,402.50
The Trustee for Discus on Demand Unit Trust	$	1,397.00
Australia India Business Council Ltd Business Council Ltd	$	1,375.00
PERTH FESTIVAL	$	1,375.00
FARINOSI & SONS PTY LTD	$	1,368.65
EVENT HEALTH MANAGEMENT PTY LTD	$	1,365.80
BERNARD CARNEY	$	1,350.00
JOHN TIERNEY	$	1,320.00
AUSTRALIAN INSTITUTE OF MANAGEMENT	$	1,304.60
WEST AUSTRALIAN LOCAL GOVERNMENT ASSOC ASSOCIATION	$	1,276.00
GOLD CORPORATION T/AS THE PERTH MINT	$	1,254.00
MARGARET CULBONG	$	1,250.00
Munvost Pty Ltd t/as Trainwest	$	1,250.00
WH LOCATIONS SERVICES PTY LTD	$	1,194.88
NETSTAR AUSTRALIA PL T/AS PINPOINT COMMUNICATIONS PTY LTD	$	1,155.00
SWAN TOWING SERVICE	$	1,105.50
ASPERMONT LIMITED	$	1,100.00
ALLPEST WA	$	1,093.60
DR MILLS	$	1,076.05

City of Perth

AP Volume Report
Municipal Fund
From 01/04/2021 to 30/04/2021 [Period 10]

Payee		Payment Amount
AUSTRALIAN INSTITUTE OF LANDSCAPE ARCHITECTS T/A AILA	$	1,072.50
FORCH AUSTRALIA PTY LTD	$	1,035.92
DULUXGROUP(AUSTRALIA)PTY LTD T/AS DULUX AUSTRALIA	$	1,012.40
JAHANZAIB KHAN	$	1,000.00
LOOKUPSTRATA PTY LTD	$	1,000.00
THE PIDDINGTON SOCIETY	$	1,000.00
WILLETTON BASEBALL CLUB	$	1,000.00
CyberCX Pty Ltd	$	990.00
THE TRUSTEE FOR TWO FEET AND A HEARTBEAT UNIT TRUST (TWO FEET & A HEARTBEAT)	$	990.00
TRUGRADE PTY LTD	$	990.00
WHEN ADAM MET EVE	$	990.00
The Trustee for ATIM, Enterprise, Tauranga t/as ATI-Mirage	$	980.10
LOCK STOCK AND FARRELL LOCKSMITH PTY LTD	$	973.80
DORMAKABA AUSTRALIA PTY LTD	$	965.80
SMARTRAK AUST PTY LTD	$	965.34
ELLIOTTS IRRIGATION PTY LTD	$	948.20
CONSULATE OF GREECE IN PERTH	$	944.00
KINOKUNIYA BOOK STORES OF AUSTRALIA PTY LTD	$	936.66
ORACLE CORPORATION AUSTRALIA PTY LTD	$	928.02
WA HINO SALES & SERVICES	$	906.98
TAK SHUN DICKSON CHEUNG - TAKO PRINT SOLUTIONS	$	887.80
Boya Market Garden Equipment Pty Ltd	$	885.38
The Trustee for Northbridge Enterprises Unit Trust t/as BBC Entertainment	$	880.00
AUSTRALIAN SERVICES UNION	$	876.60
NOVA NEWSAGENCY	$	869.23
PACKAGING (W.A. PTY LTD)	$	858.00
Maxima Somnium Pty Ltd t/as Zero Latency Perth	$	849.62
GO DOORS PTY LTD t/as GO DOORS	$	836.00
GPC Asia Pacific Pty Ltd T/AS Covs	$	817.19
MOW MASTER TURF EQUIPMENT	$	817.00
RAY WHITE COMMERCIAL (WA) REBA TST ACNT	$	796.50
HYDROJET	$	792.00
EMBROIDME	$	786.72
F S COX	$	774.85
INSTANT WEIGHT PTY LTD T/AS INSTANT WEIGHING	$	770.00
ADVANCED AUTOLOGIC	$	755.00
HOSPITAL BENEFIT FUND OF WA	$	746.96
CEDA	$	720.00
JORDAN TAYLOR	$	699.16
INSTITUTE OF WEIGHT AND LIFE MANAGEMENT	$	697.95
Eat The Kids Pty Ltd t/as Donnie Taco	$	693.00
THE GRIFFITH FAMILY TRUST T/AS SUPERSTOCK SERVICES SUPERSTOCK FOOD SERVICES	$	680.07
GLOBAL AUTOCOAT PTY LTD	$	676.96
ARI (AUST) PTY LTD T/AS THE WORKERS SHOP	$	669.00

City of Perth

AP Volume Report
Municipal Fund
From 01/04/2021 to 30/04/2021 [Period 10]

Payee		Payment Amount
WESTBOOKS	$	664.22
St John Ambulance Australia	$	660.55
BUSINESS FOUNDATION INC	$	660.00
CFMEU MINING & ENERGY DIVISION	$	656.00
CAPITAL APPLIANCES PTY LTD T/AS CITY RETRAVISION	$	625.00
KONE ELEVATORS PTY LTD	$	618.27
NORTHBRIDGE BREWING COMPANY PTY LTD	$	607.20
F Giuffra & M Quiroz t/as Latin Music	$	600.00
KRISTIE ROWE	$	600.00
Miles Felix Noel t/as Mojo Digital Studio	$	600.00
T.J GREEN & D.A PARISH T/AS THE HYBRID MINDS	$	598.00
PERTH EXECUTIVE PROPERTIES TST ACCOUNT	$	574.60
QUANTUM BUILDING SERVICES	$	572.00
MULTI FIX WA	$	567.25
LAUNDRY EXPRESS	$	563.28
PLUTO NOMINEES PTY LTD ATF	$	558.20
PRIMEWEST MANAGEMENT LTD AS TSTEE	$	554.00
ABLE WESTCHEM(BORVEK PTY LTD)	$	553.52
SARAH LEANNE MARAFIOTI T/AS Function Rooms Perth	$	550.00
CIVCON CIVIL & PROJECT MANAGEMENT PTY LTD	$	528.00
SUBARU & VW OSBORNE PARK	$	512.27
SITECRAFT TRUST NO 1, 2, 3 T/AS SITECRAFT	$	511.50
Pennant House Pty Ltd t/as Pennant House	$	507.65
ANDREW MEAKIN	$	500.00
MARINA B JUMAHAT	$	492.47
THE UNIVERSITY OF WESTERN AUSTRALIA	$	457.79
Health Insurance Fund Of Wa	$	442.05
WURTH AUSTRALIA PTY LTD	$	441.47
INTERNATIONAL TRAINING AND MANAGEMENT PTY LTD	$	440.00
INLOGIK PTY LIMITED	$	436.29
LH & GM PILGRIM	$	434.85
POWDERSAFE PTY LTD	$	429.00
MELAINIE HUGHES	$	428.45
RAJIV SHARMA	$	426.00
SUPALUX PAINT CO PTY LTD	$	401.50
Cristy Jane Burne	$	400.00
BOFFINS BOOKSHOP PTY LTD	$	395.98
NEDLANDS PANEL & PAINT PTY LTD	$	393.34
HOLCIM(AUSTRALIA)PTY LTD	$	392.70
PUBLIC TRANSPORT AUTHORITY OF WA	$	390.65
ATOM SUPPLY	$	385.94
Commercial Fridge Rentals Pty Ltd Rentals	$	385.00
WIRED & WIRELSS SOLUTIONS INTERNATIONAL	$	385.00
G & M SANTORIELLO	$	376.25

City of Perth

AP Volume Report
Municipal Fund
From 01/04/2021 to 30/04/2021 [Period 10]

Payee		Payment Amount
DANIELA DOMENIQUE RUSSO	$	375.00
MICHAEL ALEXANDER STEVENSON T/AS MICHAEL STEVENSON- BRIGHT MICHAEL STEVENSON -	$	374.00
Clear To Work PTY LTD T/AS Clear To Work	$	371.25
OFFICEASY PTY LTD T/AS BUSINESS BASE	$	369.00
LINFOX ARMAGUARD PTY LTD T/AS ARMAGUARD	$	368.90
CHRISTINE LIM ABRHAMS	$	364.56
GAVIN CHARLES BURGESS	$	360.80
CATHERINE JANET BROWN	$	358.20
SMART WASTE SOLUTIONS AUSTRALIA PTY LTD	$	354.20
DEPARTMENT PREMIER & CABINET - STATE LAW PUBLISHER	$	349.80
AUSTRAL CONSTRUCTION	$	343.70
LENARA NOMINEES PTY LTD T/AS PERTH NEWS DELIVERY	$	342.50
T & F VARGAS	$	337.83
KAMBARANG SERVICES	$	330.00
WRC MECHANICAL WA	$	330.00
CAROL MITCHELL	$	328.50
Sign On Group Pty Ltd	$	324.50
ABCO PRODUCTS PTY LTD	$	320.23
DILENA METAL SALES	$	320.00
M P ROGERS & ASSOCIATES PTY LTD	$	319.14
FOXTEL SUBSCRIBER PAYMENTS	$	310.00
DANIELS PRINTING CRAFTSMEN	$	309.10
European Hotel Management Pty Ltd t/as European Hotel	$	300.00
MELANIE DIWATA GRIFFITHS	$	300.00
Sports Turf Association WA Incorporated	$	300.00
Mission Bay Enterprises Pty Ltd t/as Crush	$	297.00
BROWNES FOODS OPERATIONS PTY LTD	$	295.68
ZAVINA CORP PTY LTD	$	295.00
FITZGERALD PHOTOGRAPHIC LABORATORIES	$	293.80
MESSAGENET PTY LTD	$	288.11
VOGT GRAHAM LAWYERS GENERAL ACCOUNT	$	285.00
CENTRAL CITY HEALTH PROFESSIONALS	$	284.00
JOHN NORRISS	$	275.00
ALL FITNESS SOLUTIONS ATF THE TRUSTEE FOR SIMPSON FAMILY TRU	$	273.90
WORKPOWER INC	$	272.00
JOONDALUP WINDSCREENS PTY LTD	$	260.00
REBECCA LOUISE KRAWCZUK	$	260.00
MERCURY	$	254.83
ECOLO WA	$	250.25
FARLEY STEWART GARLETT	$	250.00
Irene McNamara	$	250.00
MICHAEL BLAKE T/AS MICHAEL BLAKE MUSIC	$	250.00
MRS THERESA WALLEY	$	250.00
MURIEL BOWIE	$	250.00

City of Perth

AP Volume Report
Municipal Fund
From 01/04/2021 to 30/04/2021 [Period 10]

Payee		Payment Amount
THE SILVER THREADS BAND	$	250.00
THE WESTERN AUSTRALIAN DEAF SOCIETY INC T/AS ACCESS PLUS WA	$	243.85
BUI KHANH DIEP T/AS LOVE LETTERS AU	$	240.00
B.M DUFFIELD & L.S DUFFIELD T/AS G FORCE PRINTING	$	227.70
S&S INDUSTRIES SPRAYSAFE WA	$	227.28
POSTER GIRLS	$	220.00
Nationwide Oils/t/as transpacific	$	209.00
ARCHIVAL SURVIVAL	$	201.69
CLARE THERESA RYAN	$	200.00
DRY CLEANING EXPRESS PTY LTD T/AS DRYCLEAN & LAUNDRY EXPRESS	$	191.40
Boc Gases Australia Ltd	$	183.47
WESTERN EDGE LANDSCAPES	$	176.00
NEVERFAIL SPRINGWATER LIMITED	$	174.24
MARKETFORCE PTY LTD	$	156.00
WESTERN RESOURCE RECOVERY PTY LTD	$	153.12
CENTRAL CITY MEDICAL CENTRE	$	152.60
PACK AND SEND EAST PERTH	$	150.00
MODUS DESIGN PTY LTD	$	147.00
CHALLENGE CHEMICALS AUST	$	140.80
GARWOOD INTERNATIONAL PTY LTD	$	139.70
THE TRUSTEE FOR THE L R PETTERWOOD FAMILY TRUST T/AS ONLINEWORKWEAR.COM.AU	$	134.90
MAJOR MOTORS PTY LTD	$	131.56
Vivid Publishing Ptd Ltd t/as Artisan Music	$	130.00
PARTOUT PTY LTD T/AS STATEWIDE BEARINGS	$	125.64
JEAN MACKIE	$	122.85
GALVIN PLUMBING SUPPLIES	$	122.07
LGISWA	$	120.78
AMANDA BENTLEY	$	120.00
CM & KS CAREY	$	120.00
EMILY HORDERN	$	120.00
JACK MERNAGH	$	120.00
MICHAELA TRLIN	$	120.00
SEBASTIAN SMITH	$	120.00
STEVEN PRIME	$	120.00
TESSA M FRICKE	$	120.00
MUFID KHALIL SAIN	$	119.99
ROADS CORPORATION T/AS VICROADS	$	117.00
Trustee for the Chelmsford Trust t/as St Anne's Florists & G St Anne's Florists	$	117.00
STONE SUPPLIES WA PTY LTD T/AS CREATION LANDSCAPE SUPPLIES	$	116.10
SAMANTHA WALAWWE	$	115.00
GPC ASIA PACIFIC PTY LTD T/AS NAPA	$	112.20
Arc I Welding Industries pty ltd	$	110.44
MEL WILSON	$	110.00
THE TRUSTEE FOR ILLION AUSTRALIA UNIT TRUST T/AS MILTON GRAH MILTON GRAHAM	$	107.01

City of Perth

AP Volume Report
Municipal Fund
From 01/04/2021 to 30/04/2021 [Period 10]

Payee		Payment Amount
CRAIG SMITH	$	107.00
LEGACY WA	$	105.50
EDUCA LIMITED	$	103.40
FABIAN PAUL MCKENNA MADISON ACCOUNT	$	101.90
CROSSMARK AUSTRALIA PTY LTD	$	100.00
ELLY TIEN	$	100.00
VICKI MURPHY	$	100.00
A J HERBERT	$	99.00
COMPLETE AIR SYSTEMS PTY LTD	$	99.00
LABNETWEST INC	$	99.00
MC EVENTS CO	$	99.00
OTB EVENTS	$	99.00
THE FAMILY PLANNING ASSOCIATION OF WA	$	99.00
THE TRUSTEE FOR THE APPLETON FAMILT TRUST T/AS GIANT PERTH	$	99.00
TORUNG MARKET PERTH	$	99.00
WA ASSOCIATION FOR MENTAL HEALTH INC	$	99.00
TOTO ITALIAN BAKERY	$	97.00
A STOCKTON	$	95.00
SAI GLOBAL AUSTRALIA PTY LTD	$	94.15
POWERVAC PTY LTD	$	86.25
JEREMY SMYTH	$	80.95
UES (INT'L) PTY LTD T/AS UES INTERNATIONAL	$	77.99
FORUM ADVOCATING CULTURAL & ECO TOURISM INC T/AS FACET	$	75.00
NEW CLOUD HOLDINGS PTY LTD	$	73.00
BRETT MOHEN	$	72.00
WESTERN METROPOLITAN REGIONAL COUNCIL	$	63.80
WATERLOGIC AUSTRALIA PTY LTD	$	62.70
NERY CONTTI NETO	$	60.00
VIRGINIA BERGMAN	$	60.00
GUSTI A SUPIYANI	$	57.00
WA POLICE SERVICE	$	50.10
WA RANGERS ASSOCIATION INC	$	50.00
CLARK EQUIPMENT SALES PTY LTD	$	47.72
LATERAL(W.A)PTY LTD	$	45.38
BIJ & JJ DAVIES	$	45.00
NEIL DAETWYLER	$	30.50
BARNETTS (WA)PTY LTD	$	28.38
REX SADEWATER	$	20.19
Community Arts Network of WA T/AS CAN	$	20.00
H & C HULL	$	10.00
OLGA NIKOLAIYIENKO	$	10.00
REBECCA BARTLETT	$	2.50
LI CHIN	$	2.00
Total	**$**	**10,919,806.65**

City of Perth

City of Perth - Corporate Credit Card Transactions

Statement Period 23/03/2021 to 22/04/2021

Name	Date	Amount	Merchant Name	Transactions Description
Alyce Higgins	6/04/2021	$ 1,380.00	SurveyMonkey	Yearly subscription for the organisation
Alyce Higgins	12/04/2021	$ 13.17	CALENDLY	Credit Card Payment - no account
Alyce Higgins	12/04/2021	$ 0.33	INTNL TRANSACTION FEE	Transaction Fee
Alyce Higgins Total		**$ 1,393.50**		
Alliance Manager Customer Experience				
Ben Fitzpatrick	22/03/2021	$ 15.08	FAIRFAX SUBSCRIPTIONS	Digital news subscription
Ben Fitzpatrick Total		**$ 15.08**		
Alliance Manager Marketing and Communications				
Bonny Litchfield	24/03/2021	$ 200.25	OFFICEWORKS	Office supplies.
Bonny Litchfield	31/03/2021	$ 9.98	THE LUCKY CHARM CITY	Cello wrap for Easter Raffle.
Bonny Litchfield	31/03/2021	$ 37.50	TARGET 5151	Easter eggs for Easter Thursday.
Bonny Litchfield	31/03/2021	$ 30.00	WOOLWORTHS 4365	Easter eggs for Easter Thursday.
Bonny Litchfield	7/04/2021	$ 42.30	TARGET 5151	Mothers Day Raffle
Bonny Litchfield	12/04/2021	$ 86.48	OFFICEWORKS 0615	Brochure stands and office supplies
Bonny Litchfield	13/04/2021	$ 41.99	OFFICEWORKS 0615	Brochure stands foyer.
Bonny Litchfield	21/04/2021	$ 649.00	Woolworths Online	National Volunteer Week
Bonny Litchfield Total		**$ 1,097.50**		
Supervisor Citiplace Community Centre				
CHARLI NGUYEN	25/03/2021	$ 44.00	PAPERLESS POST	Electronic invitations for EM events
CHARLI NGUYEN	4/04/2021	$ 55.00	MYOB AUSTRALIA	LMDRF Accounting System
CHARLI NGUYEN	4/04/2021	$ 55.00	MYOB AUSTRALIA	LMDRF Accounting System
CHARLI NGUYEN	22/04/2021	$ 912.00	COMPANY DIRECTOR	Cr Lezer ACID Training course
CHARLI NGUYEN Total		**$ 1,066.00**		
Executive Services Coordinator				
Erica Mueller	29/03/2021	$ 44.00	PAPERLESS POST	Paperless Post Coins- Heritage Perth Weekend Launch
Erica Mueller	30/03/2021	$ 72.00	PAPERLESS POST	Paperless Post Coins- Heritage Perth Weekend Launch
Erica Mueller	1/04/2021	$ 81.00	KMART 1278	power bank for IT iPhones used for crowd counting
Erica Mueller	3/04/2021	$ 36.00	THE REJECT SHOP 602	iPhone charging cables for crowd counting IT iPhones
Erica Mueller	7/04/2021	-$ 1,813.40	FRAUD REVERSAL	Fraudulent reversal from CBA
Erica Mueller	7/04/2021	-$ 50.23	FRAUD REVERSAL	Fraudulent reversal from CBA
Erica Mueller	7/04/2021	-$ 57.75	FRAUD REVERSAL	Fraudulent reversal from CBA
Erica Mueller	12/04/2021	$ 32.00	PAPERLESS POST	Heritage Perth Weekend invites
Erica Mueller	12/04/2021	$ 16.00	PAPERLESS POST	Heritage Perth Weekend invites
Erica Mueller	15/04/2021	$ 609.97	EPIC PHOTOBOOTH PERTH	Heritage Perth Weekend photobooth
Erica Mueller Total		**-$ 1,030.41**		
Events Coordinator				
Joanna Andrew	22/03/2021	$ 75.90	CAMPAIGNMONITOR	Web based software to produce e-newsletter.
Joanna Andrew Total		**$ 75.90**		
Coordinator Library Services				
Jy Molloy	30/03/2021	$ 8.00	THE REJECT SHOP 602	Packing tape for Child care center boxes
Jy Molloy	9/04/2021	$ 220.00	PERTH CUE SHOP	Piano relocation from Rod Evans to Council House.
Jy Molloy	13/04/2021	$ 580.80	SLIMLINE WAREHOUSE	Butt bin for the rear of Council House
Jy Molloy	13/04/2021	$ 142.60	SLIMLINE WAREHOUSE	Delivery charge for butt bins for the rear of Council House
Jy Molloy	15/04/2021	$ 80.00	M.S.C SAFE COMPANY	Safe opening from Rod Evans centre as requested by Wyatt Brown.
Jy Molloy Total		**$ 1,031.40**		
Property Maintenance Officer				
KATE PARKER	21/03/2021	$ 29.00	OMNY STUDIO	Podcast Hosting services
KATE PARKER	6/04/2021	$ 19.95	SITEGROUND HOSTING	Website hosting
KATE PARKER	12/04/2021	$ 328.95	OFFICEWORKS	Storage for collection management
KATE PARKER	12/04/2021	$ 170.31	OFWKS ONLINE BENTLEIGH	Stationery supplies for artwork labels
KATE PARKER	13/04/2021	$ 177.04	OFFICEWORKS	Heritage Perth weekend supplies
KATE PARKER	13/04/2021	$ 96.90	BUNNINGS GROUP LTD	Heritage Perth weekend supplies
KATE PARKER	14/04/2021	$ 19.95	SITEGROUND HOSTING	Website hosting
KATE PARKER	19/04/2021	$ 113.24	PAYPAL *POP	Publication for reference library
KATE PARKER	21/04/2021	$ 29.00	OMNY STUDIO	Podcast hosting
KATE PARKER Total		**$ 984.34**		
Coordinator Cultural Collections				
Konrad Seidl	16/04/2021	$ 173.85	Woolworths Online	Items for Emergency Welfare Centre Activation Boxes

City of Perth

City of Perth - Corporate Credit Card Transactions

Statement Period 23/03/2021 to 22/04/2021

Name	Date	Amount	Merchant Name	Transactions Description
Konrad Seidl Total		**$ 173.85**		
Alliance Manager Community Safety and Amenity				
Kate Sossi	20/03/2021	$ 125.93	CANVA* 03001-2891814	Graphic editing suite
Kate Sossi	29/03/2021	$ 1,027.30	PADDLE.NET* ICONOSQRE	Social Media Reporting and Scheduling Tool
Kate Sossi	29/03/2021	$ 25.68	INTNL TRANSACTION FEE	Bank Charges
Kate Sossi	31/03/2021	$ 10.05	FACEBK *GEE693TMH2	Facebook advertising
Kate Sossi	31/03/2021	$ 0.29	Google AU Pty Ltd CLOU	Map API for website
Kate Sossi	31/03/2021	$ 21.96	FACEBK *VYQ9S233F2	Facebook advertising
Kate Sossi	4/04/2021	$ 7.88	LINKTREE* LINKTREE	Instagram linking tool
Kate Sossi	4/04/2021	$ 0.20	INTNL TRANSACTION FEE	Bank charges
Kate Sossi	16/04/2021	$ 120.00	386Pin* Schedugram Ske	Instagram Scheduling Tool
Kate Sossi	20/04/2021	$ 7.77	LINKTREE* LINKTREE	Instagram linking tool
Kate Sossi	20/04/2021	$ 0.19	INTNL TRANSACTION FEE	Bank fees
Kate Sossi	20/04/2021	$ 77.93	CANVA* 03032-4632046	Creative editing suite
Kate Sossi Total		**$ 1,425.18**		
Digital Channels Lead				
Karen Wrigglesworth	23/03/2021	$ 56.00	QUEENSLAND GOVT 2	Vehicle Registration Searches
Karen Wrigglesworth	23/03/2021	$ 20.00	DIT - EZYREG	Vehicle Registration Searches
Karen Wrigglesworth	23/03/2021	$ 53.40	ACCESS CBR REGO ACT	Vehicle Registration Searches
Karen Wrigglesworth	23/03/2021	$ 26.70	ACCESS CBR REGO ACT	Vehicle Registration Searches
Karen Wrigglesworth	24/03/2021	$ 10.00	DIT - EZYREG	Vehicle Registration Searches
Karen Wrigglesworth	30/03/2021	$ 33.60	QUEENSLAND GOVT 2	Vehicle Registration Searches
Karen Wrigglesworth	30/03/2021	$ 20.00	DIT - EZYREG	Vehicle Registration Searches
Karen Wrigglesworth	31/03/2021	$ 10.00	DIT - EZYREG	Vehicle Registration Searches
Karen Wrigglesworth	1/04/2021	$ 18.70	QUEENSLAND GOVT 2	Vehicle Registration Searches
Karen Wrigglesworth	8/04/2021	$ 130.50	DEPT OF JUSTICE-CTG PA	Court transcripts
Karen Wrigglesworth	13/04/2021	$ 89.60	QUEENSLAND GOVT 2	Vehicle Registration Searches
Karen Wrigglesworth	13/04/2021	$ 70.00	DIT - EZYREG	Vehicle Registration Searches
Karen Wrigglesworth	14/04/2021	$ 160.00	MOTOR VEHICLE REG	Vehicle Registration Searches
Karen Wrigglesworth	15/04/2021	$ 11.20	QUEENSLAND GOVT 2	Vehicle Registration Searches
Karen Wrigglesworth	20/04/2021	$ 89.60	QUEENSLAND GOVT 2	Vehicle Registration Searches
Karen Wrigglesworth	20/04/2021	$ 20.00	DIT - EZYREG	Vehicle Registration Searches
Karen Wrigglesworth	20/04/2021	$ 26.70	ACCESS CBR REGO ACT	Vehicle Registration Searches
Karen Wrigglesworth Total		**$ 846.00**		
Supervisor Legal Compliance and Infringements				
Natalie Langoulant	22/03/2021	$ 35.00	FIX I.T EXPRESS	cover for Samsung Galaxy S10
Natalie Langoulant	7/04/2021	$ 24.95	JB HI FI ST GEORGES	Cover for Samsung Galaxy A51
Natalie Langoulant	12/04/2021	$ 34.95	JB HI FI ST GEORGES	USB charger for mobile
Natalie Langoulant	19/04/2021	$ 63.98	Fone Ezy	Covers for Samsung Galaxy A51
Natalie Langoulant Total		**$ 158.88**		
Service Support Analyst				
Paul Anastas	31/03/2021	$ 181.65	WANEWSADV	Death Notice - West Australian Newspaper
Paul Anastas	16/04/2021	$ 181.65	WANEWSADV	Death Notice - West Australian Newspaper
Paul Anastas Total		**$ 363.30**		
Council Support Officer				
Rachel Eaton	22/03/2021	$ 3.24	REV.COM	Video subtitling
Rachel Eaton	22/03/2021	$ 2.92	REV.COM	Video subtitling
Rachel Eaton	22/03/2021	$ 0.08	INTNL TRANSACTION FEE	Video subtitling
Rachel Eaton	22/03/2021	$ 0.07	INTNL TRANSACTION FEE	Video subtitling
Rachel Eaton	26/03/2021	$ 2.97	REV.COM	Video subtitling
Rachel Eaton	26/03/2021	$ 0.07	INTNL TRANSACTION FEE	Video subtitling
Rachel Eaton	27/03/2021	$ 5.95	REV.COM	Video subtitling
Rachel Eaton	27/03/2021	$ 2.97	REV.COM	Video subtitling
Rachel Eaton	27/03/2021	$ 0.15	INTNL TRANSACTION FEE	Video subtitling
Rachel Eaton	27/03/2021	$ 0.07	INTNL TRANSACTION FEE	Video subtitling
Rachel Eaton	30/03/2021	$ 4.93	REV.COM	Video subtitling
Rachel Eaton	30/03/2021	$ 0.12	INTNL TRANSACTION FEE	Video subtitling
Rachel Eaton	31/03/2021	$ 11.85	REV.COM	Video subtitling
Rachel Eaton	31/03/2021	$ 0.30	INTNL TRANSACTION FEE	Video subtitling
Rachel Eaton	2/04/2021	$ 36.00	NEWS LIMITED	The Australian subscription
Rachel Eaton	8/04/2021	$ 40.98	AMAZON MKTPLC AU	Personal video production

City of Perth

City of Perth - Corporate Credit Card Transactions

Statement Period 23/03/2021 to 22/04/2021

Name	Date	Amount	Merchant Name	Transactions Description
Rachel Eaton	8/04/2021	$ 64.37	Epidemic Sound AB	Royalty free music subscription
Rachel Eaton	8/04/2021	$ 1.61	INTNL TRANSACTION FEE	Royalty free music subscription
Rachel Eaton	9/04/2021	$ 5.92	REV.COM	Video subtitling
Rachel Eaton	9/04/2021	$ 0.15	INTNL TRANSACTION FEE	Video subtitling
Rachel Eaton	15/04/2021	$ 5.90	REV.COM	Video subtitling
Rachel Eaton	15/04/2021	$ 0.15	INTNL TRANSACTION FEE	Video subtitling
Rachel Eaton	19/04/2021	$ 49.00	STK*Shutterstock	Royalty free images
Rachel Eaton	20/04/2021	$ 2.92	REV.COM	Video subtitling
Rachel Eaton	20/04/2021	$ 5.84	REV.COM	Video subtitling
Rachel Eaton	20/04/2021	$ 0.07	INTNL TRANSACTION FEE	Video subtitling
Rachel Eaton	20/04/2021	$ 0.15	INTNL TRANSACTION FEE	Video subtitling
Rachel Eaton Total		**$ 248.75**		
Creative Services Lead				
Rahul Saini	25/03/2021	$ 98.01	Woolworths Online	Nibbles for LM office and councilor's lounge level 9
Rahul Saini	25/03/2021	$ 19.74	Woolworths Online	Nibbles for LM office and councilor's lounge level 9
Rahul Saini	12/04/2021	$ 12.70	EUROPEAN HOTEL	CEO /Counsel Lunch
Rahul Saini Total		**$ 130.45**		
Catering Supervisor				
Siobhan Glynn	25/03/2021	$ 43.03	FACEBK *GBFFC3T9M2	Advertising of events happening in the Library
Siobhan Glynn	26/03/2021	$ 20.15	CBD IGA PLUS LIQUORQPS	Milk for Staff
Siobhan Glynn	29/03/2021	$ 64.45	SKEDDA PREMIUM	Skedda Room Booking System for Meeting Rooms
Siobhan Glynn	29/03/2021	$ 1.61	INTNL TRANSACTION FEE	International Transaction Fee
Siobhan Glynn	31/03/2021	$ 319.00	STK*Shutterstock	Annual subscription/license for 10 downloads a month
Siobhan Glynn	31/03/2021	$ 23.42	FACEBK *2WQLJ33AM2	Advertising Library events on Facebook
Siobhan Glynn	7/04/2021	$ 20.15	CBD IGA PLUS LIQUORQPS	Milk for Staff
Siobhan Glynn	9/04/2021	$ 45.00	ISUBSCRIBE PTY LTD	Subscription Renewal for Magazine
Siobhan Glynn	13/04/2021	$ 112.00	CHOICE	Magazine Renewal
Siobhan Glynn	14/04/2021	$ 170.00	AUSTRALIAN RED CROSS	First Aid Course
Siobhan Glynn	15/04/2021	$ 170.00	AUSTRALIAN RED CROSS	First Aid Course
Siobhan Glynn	19/04/2021	$ 75.90	CAMPAIGNMONITOR	Required for Library newsletter
Siobhan Glynn	20/04/2021	-$ 170.00	AUSTRALIAN RED CROSS	Refund of duplicate payment - first aid training.
Siobhan Glynn Total		**$ 894.71**		
Administration Support Officer				
Steven McDougall	24/03/2021	$ 84.00	WANEWSDTI	Digital subscription to The West Australian
Steven McDougall	3/04/2021	$ 15.08	FAIRFAX SUBSCRIPTIONS	Digital subscription to WAToday
Steven McDougall	16/04/2021	$ 40.00	NEWS LIMITED	Digital subscription to The Australian
Steven McDougall	21/04/2021	$ 335.78	AUSTRALIANP	Ticket - booth at 2021 APPEA Conference & Expo
Steven McDougall	21/04/2021	$ 335.78	AUSTRALIANP	Ticket - booth at 2021 APPEA Conference & Expo
Steven McDougall Total		**$ 810.64**		
Principal Economic Development Officer				
Simon Tsen	26/03/2021	$ 319.88	OFFICEWORKS	ICT-10xBLUETOOTH MOUSE AND MISC USB STICK
Simon Tsen	26/03/2021	$ 236.50	IDENTITY PEOPLE AUS	GOV-COLOUR FILM FOR DATACARD PRINTER.
Simon Tsen	27/03/2021	$ 63.43	Live Chat	CSC-LIVECHAT MS DYNAMICS CASES 1MTH MAR21
Simon Tsen	27/03/2021	$ 1.59	INTNL TRANSACTION FEE	CSC-LIVECHAT MS DYNAMICS CASES TRANSACTION FEE
Simon Tsen	31/03/2021	$ 377.67	PAYPAL *SARLMOBATEK	ICT-MOBATEK PROFESSIONAL EDITION
Simon Tsen	5/04/2021	$ 26.32	CALENDLY	CMS CALENDLY ACCESS ONE MONTH SUBSCRIPTION
Simon Tsen	5/04/2021	$ 0.66	INTNL TRANSACTION FEE	TRANSACTION FEE
Simon Tsen	7/04/2021	$ 6.57	Live Chat	CSC-LIVECHAT GOOGLE ANALYTICS MONTHLY APR21
Simon Tsen	7/04/2021	$ 0.16	INTNL TRANSACTION FEE	CSC-TRANSACTION FEE
Simon Tsen	8/04/2021	$ 137.93	CHEAPSSLSECURITY COM	ICT-CHEAPSSL CERT FOR PERTH WEBSITE
Simon Tsen	8/04/2021	$ 1,970.39	IN *GEO JOBE GIS CONSU	ICT-GEO JOSE GIS HOSTING ANNAUL RENEWAL
Simon Tsen	8/04/2021	$ 3.45	INTNL TRANSACTION FEE	TRANSACTION FEE
Simon Tsen	8/04/2021	$ 49.26	INTNL TRANSACTION FEE	TRANSACTION FEE
Simon Tsen	9/04/2021	$ 265.15	MAILCHIMP *MONTHLY	MKT MAILCHIMP MONTHLY SUBSCRIPTION APR21
Simon Tsen	10/04/2021	$ 88.97	MAILCHIMP *MONTHLY	CPP MAILCHIMP MONTHLY SUBSCRIPTION APR21
Simon Tsen	11/04/2021	$ 47.80	MAILCHIMP *MONTHLY	ACH MAILCHIMP MONTHLY SUBSCRIPTION APR21
Simon Tsen	11/04/2021	$ 65.89	BOTENGINE.AI	CSC-CHATBOT.COM-MONTHLY STARTER PLAN-APR21
Simon Tsen	11/04/2021	$ 4.77	BOTENGINE.AI	CSC-CHATBOT.COM-EXTRACHAT
Simon Tsen	11/04/2021	$ 1.65	INTNL TRANSACTION FEE	TRANSACTION FEE
Simon Tsen	11/04/2021	$ 0.12	INTNL TRANSACTION FEE	TRANSACTION FEE
Simon Tsen	16/04/2021	$ 79.19	MYFONTS INC	CCU-MYFONT FOR DESIGNER USE
Simon Tsen	17/04/2021	$ 381.98	Live Chat	CSC-LIVECHAT BUSINESS PLAN MONTHLY APR21

City of Perth

City of Perth - Corporate Credit Card Transactions

Statement Period 23/03/2021 to 22/04/2021

Name	Date	Amount	Merchant Name	Transactions Description
Simon Tsen	17/04/2021	$ 9.55	INTNL TRANSACTION FEE	TRANSACTION FEE
Simon Tsen	19/04/2021	$ 14.24	ATLASSIAN	ICT-ATLASSIAN MONTHLY SUBSCRIPTIONS-APR21
Simon Tsen	19/04/2021	$ 0.36	INTNL TRANSACTION FEE	TRANSACTION FEE
Simon Tsen Total		**$ 4,153.48**		
Service Support Analyst				
Samantha Yan	30/03/2021	$ 497.92	WESTERN POWER	Street Lighting Removal Application (Around Perth Concert Hall)
Samantha Yan Total		**$ 497.92**		
Strategic Management Accountant				
Grand Total		**$ 14,336.47**		

14.3 WACA Rates Concession for 2021/22

Responsible Officer	Michael Kent - Project Director Strategic Finance (CFO)
Voting Requirement	Simple Majority
Attachments	Nil.

Purpose

To seek Council's approval of a rates concession of $183,228.27 (representing 92.24% of the levied 2021/22 rates) for the Western Australia Cricket Association (WACA) sporting ground. This concession is to reflect the role of the WACA in the community and to acknowledge the limited extent of commercial activities that are proposed to be undertaken at the ground for the 2021/22 financial year.

Recommendation

That Council:

1. ACKNOWLEDGES the calculation of commercial activity for the WACA for the 2021/22 rating year
2. GRANTS a rates concession of $183,228.27 (representing 92.24% of the levied rates) for the WACA for 2021/22
3. FORESHADOWS its intention to phase out future rates concessions for the WACA by:
    a. Reducing the concession by 33.3% in 2022/23
    b. Reducing by another 33.3% in 2023/24
    c. Fully removing the concession from 2024/25 onwards in recognition of the increased commercialisation resulting from the redevelopment of the WACA ground.

Background

1. From at least 2004 until 2013, the WACA had been granted a rates exemption by the City - justifying the concession under Section 6.26(2)(g) of the *Local Government Act 1995* (the Act).
2. A review undertaken in 2013 of rates concessions found that the WACA was not eligible for 'charitable status', under which the previous rates exemption had been allowed in accordance with Section 6.26(2) of the Act. This determination was made by the City Administration on the basis that the land was not used exclusively for charitable purposes.
3. Following advice of that determination by the City, the WACA then sought Ministerial Approval from the Department of Local Government for an exemption of rates under Section 6.26(2)(k) of the Act for the 2013/14 year. This exemption applies to land which the minister has declared exempt from rates.
4. The Minister for Local Government approved the exemption in writing, which applied for 2013/14 and was renewed for the 2014/15 year.
5. A further Ministerial Exemption under Section 6.26(2)(k) of the Act was granted in writing for the 2015/16 year and 2016/17 year.
6. The Minister for Local Government granted one further exemption under Section 6.26(2)(k) to apply for the 2017/18 rating year.
7. A new Local Government Minister did not approve any further exemption for 2018/19. The Minister did not provide specific reasons to the City for the discontinuance of the exemption but recommended that the City liaise with the WACA to develop a long-term solution.
8. Due to the nature of the use of the ground and the community activities undertaken there, City officers conducted a site inspection in May 2018 and met with representatives of the WACA to discuss rating options for 2018/19.
9. Subsequent meetings between the City and the WACA resulted in a proposed agreement to grant a concession under Section 6.47 of the Act - based on a calculation reflecting the relative proportions of time that the WACA complex had potential for commercial operations - adjusting the full year rates based on the Gross Rental Value (GRV) for the number of days in the year that the ground operated commercially.
10. The areas deemed commercial were the Museum, Prendiville Stand, Players Pavilion and the Bradman, Presidents and Willow Rooms plus the playing surface on the days that cricket was played at the ground with ticketed sales to the public.
11. At the time of striking this agreement, it was understood that the concession would be reviewed annually.
12. For the 2018/19 year, based on 27 playing days, the rates levied were $169,215 reduced by a Council concession of $148,420 equating to $20,794 net rates payable. This proposal was resolved by Council at the October 2018 Council meeting.
13. For the 2019/20 year, based on 25 playing days, the rates levied were $171,416 reduced by a Council concession of $151,832 equating to $19,584 net rates payable. This proposal was resolved by Council at the August 2019 Council meeting.
14. For the 2020/21 year, based on 25 playing days, the rates levied were $198,631 reduced by a Council concession of $175,789 equating to $22,842 net. This proposal was resolved by Council at the August 2020 Council meeting.

15. The WACA has advised a further reduction of the commercial area for 2021/22 relating to the closure of the museum, tented bar area next to the museum and staff moving out of the Prendiville Stand. This was partially offset by the WACA administration moving to the media center and broadcast / hospitality areas. The Presidents Room and Willow Room are expected to cease operation on 1 July 2021.
16. This means that an expected rates amount of $198,632 will be levied (using the advertised Rate in the Dollar and current GRV) resulting in calculated concession of $183,228 equating to a net rate payable of $15,404 assuming the same 25 playing days.

Discussion

17. The WACA redevelopment has now progressed to the point of the announcement of City Deal funding and the progression to detailed schematic designs for the redevelopment of the facility.
18. The WACA is the only entity that receives a rates concession of the nature of the existing arrangement.
19. When the WACA redevelops its facility as a commercial operation, the granting of further rating concessions will need to be reviewed and adjusted accordingly.
20. The City acknowledges that the current redevelopment at the WACA has a significant lead time and therefore proposes a staged transition to a full rates paying regime.
21. This report foreshadows an intention to phase out rates concessions for the WACA by reducing the concession by 33.3% in 2022/23, a further 33.3% in 2023/24 and fully removing the concession from 2024/25 onwards in recognition of the increased commercialisation resulting from the redevelopment of the WACA ground.

Stakeholder Engagement

22. The WACA were engaged in respect of the extent of commercial operations for 2021/22 and through the development of the differential rates modelling process.

Decision Implications

23. Council's decision will impact on the WACA's future contribution as a ratepayer. The decision will also deliver rating equity through the removal of a concession available only to one ratepayer entity of the City's 20,806 rateable properties.

Strategic, Legislative and Policy Implications

Strategic Community Plan	
Aspiration:	Performance
Objective:	5.5 - A financial business model underpinned by a culture of cost management, best value and strategic financial analysis that is subject to ongoing oversight, transparency and accountability.
Issue Specific Strategies and Plans:	Nil.

Legislation, Delegation of Authority and Policy	
Legislation:	Section 6.26(k) of the *Local Government Act 1995* This section of the Act relates to land specifically declared by the minister to be exempt from rates. As noted in the body of this report, this exemption no longer applies in respect of the WACA. Section 6.47 of the *Local Government Act 1995* This section of the Act allows a local government to grant a concession in relation to a rate or service charge. This has been the basis of the WACA rates concession since 2018/19.
Authority of Council/CEO:	Council has the authority to grant a rates concession in accordance with Section 6.47 of the Local Government Act 1995.
Policy:	Nil.

Financial Implications

24. There are direct financial implications of receiving this report as it will impact on the City's net rates yield in 2021/22 and all future rating years.

Relevant Documents

Nil.

Further Information

Following the Agenda Briefing Session held on 22 June 2021, further information is provided:

25. The WACA Concession is not a Rates Exemption and Council's Rate Exemption Policy 2.9 relates specifically to statutory exemptions for land having non-rateable status and is therefore not applicable to this report. The concession proposed to be granted to the WACA for 2021/22 is a discretionary decision by Council relating to providing a partial concession of rates on land that would otherwise be rateable rather than exempt. The choice of language of concession versus exemption is deliberate and very important as both have explicit and different meanings. The WACA Rates Concession is the only one of its kind in the City of Perth.

15. Chief Executive Officer Reports

15.1 Long Term Financial Plan 2021/22 to 2030/31

Responsible Officer	Michelle Reynolds – Chief Executive Officer
Voting Requirement	Simple Majority
Attachments	Attachment 15.1A(1) - Long Term Financial Plan 2021/22 - 2030/31 Attachment 15.1A(2) - Long Term Financial Plan Financial Schedules2021/22 - 2030/31

Purpose

To present the City's Long Term Financial Plan 2021/22 - 2030/31 for adoption.

Recommendation

That Council ADOPTS the Long Term Financial Plan 2021/22 - 2030/31 as detailed in Attachment 15.1A(1) and Attachment 15.1A(2).

Background

1. The Long Term Financial Plan (LTFP) is a rolling ten-year financial blueprint for the City and is used to ensure proper alignment between community aspirations, Council's strategic intent and organisational financial capacity.
2. The LTFP guides the City's approach to achieving best value outcomes when delivering services, projects and infrastructure to the community in a responsible, considered and affordable way.
3. The LTFP supports this objective by projecting the City's financial position forward over a ten year time horizon using a series of realistic, conservative financial assumptions.
4. This financial modelling provides the City with reliable, robust information to assess our capacity to maintain overall financial sustainability into the long term and, most importantly, to ensure that the City has in place the necessary funding arrangements to support proposed capital replacement programs and new capital projects.
5. The LTFP is a critical informing document that allows Council to understand the financial impacts of decisions it makes in relation to operating and capital expenditures - and the funding mix.
6. Adopting this plan also demonstrates Council's commitment to managing its operations in a responsible and sustainable manner.

Discussion

7. The attached Long Term Financial Plan (LTFP) presents a $2.6 Billion financial blueprint for the City for the 2021/22 to 2030/31 period.
8. With its continuing focus on making the City more financially sustainable into the future, this plan drives structural reform of the City's finances.
9. Previously burgeoning operating expenses have been constrained and brought back to sustainable levels, expenditure focus is being shifted from discretionary projects back to core service and there is a heightened commitment to appropriate asset renewal and creation of new or upgraded community infrastructure as part of the City's asset stewardship responsibilities.
10. Fundamental principles underpinning the development of this plan include:
    a. Critical review of operational expenditures to ensure value for money.
    b. Engaging with our community in meaningful ways to understand their priorities.
    c. Emphasising prioritising community priorities at a neighbourhood level.
    d. Better matching staffing with agreed service levels.
    e. Scaling back the capital program to levels more aligned to organisational delivery capacity.
11. Combining these approaches with an agile, service based resource allocation model, means that the City now can deliver quality, targeted services that offer a value for money proposition to its ratepayers - whilst ensuring that the capital city is efficiently run and that service levels are responsive to the community's needs.

12. Headline expenditure data from the Long Term Financial Plan 2021/22 - 2030/31 is shown below.

Table 1:

LTFP Expenditure Category 2021/22 - 2030/31	$ Millions
Core Service Delivery	1,592.624
Discretionary Operating projects	170.801
Abnormal Expenses	8.000
Asset Renewal	294.130
New / Upgraded Community Infrastructure	289.937
Financing Activities - Reserves Funded, Loan Repayments	219.910
Closing Balance (Surplus)	3.730
Total Expenditure	$2,579,484

13. The LTFP presents a balanced funding model incorporating a responsible mix of funding sources over the ten year period to support the proposed expenditure program as indicated below:

Table 2:

LTFP Funding Category 2021/22 - 2030/31	$ Millions
Rates	1,229.500
Parking Operations	729.046
Fees & Charges - Other	207.187
Grants - Operating & Capital	84.114
Other Revenues	40.793
Financing Activities - Reserves Used	247.254
Financing Activities - Borrowings	15.000
Opening Balance	26.589
Total Expenditure	$2,577,484

14. The major changes in this update of the Long Term Financial Plan are detailed below:

a. Adjusting the baseline year to reflect contemporary economic conditions.

b. Alignment with Elected Members agreed priorities (not identified when the previous LTFP was developed).

c. Acknowledging recent community input through community forums.

d. Alignment with the proposed new strategic aspirations of Liveable, Sustainable and Prosperous.

e. Incorporating City Deal and other external funding opportunities.

f. Meeting the City's ongoing asset renewal responsibilities.

g. Acknowledging the ACIL Allen independent review of the City's Rates methodology and assessment against the best practice principles of differential rating.

h. Incorporating agreed project and service allocations presented at Elected Member Budget forums over the last five months.

i. The future impacts of recent resolutions resulting from Elected Member notices of motion and resolutions.

15. The LTFP funding model acknowledges that other opportunities may arise through extraordinary grants from other levels of government or non-government sources or from asset rationalisations. These have not been incorporated into the model due to their uncertainty, however, the financial model can readily be adapted to respond to such opportunities should they arise.

16. The LTFP also references the financial ratios against industry benchmarks across each of the plan's ten years to identify periods of financial challenge. Whilst a specific indicator may not be met in a given year, the LTFP presents a responsible and realistic plan to ensure that trends and average ratios across the life of the plan meet or exceed preferred industry benchmarks.

17. Modelling the financial ratios and the Financial Health Indicator scores for each of the years covered by the LTFP provides valuable insight to help inform future Council resource allocation decisions and to proactively address future financial challenges.

18. A meaningful analysis and interpretation of the ten year financial model is presented in the LTFP 2021/22 - 2030/31 Narrative - Attachment 15.1A(1).

19. The LTFP is to be reviewed annually by the Administration to check alignment with actual performance and to identify any changed or emerging circumstances including strategic or community priorities. It will also be reviewed and updated in accordance with statutory obligations and community feedback on a regular basis to move it towards an industry best practice standard.

Stakeholder Engagement

20. Preparation of the Long Term Financial Plan is informed by the outputs of various community consultation exercises including, but not limited to, the Strategic Community Plan, Corporate Business Plan and community budget workshops. It also incorporates inputs from internally generated documents including the Workforce Plan and Asset Management Plans

Decision Implications

21. Council's endorsement of the LTFP will mean that the plan is embedded into the City's operations and updated regularly to reflect changing conditions and emerging trends. It is envisaged that the LTFP will be presented to Council annually with the Corporate Business Plan.

22. Should Council resolve not endorse the LTFP, the City would potentially revert back to an annual planning cycle driven by the statutory budget process and lose the benefits of well-considered strategic financial planning.

Strategic, Legislative and Policy Implications

Strategic	
Strategic Community Plan Aspiration:	Performance
Strategic Community Plan Objective:	5.5 - A financial business model underpinned by a culture of cost management, best value and strategic financial analysis that is subject to ongoing oversight, transparency and accountability.
Issue Specific Strategies and Plans:	Nil.
Legislation, Delegation of Authority and Policy	
Legislation:	Section 5.56 (1) and (2) of the Local Government Act 1995 This section of the Act prescribes the requirement to prepare a plan for the future of the district and to ensure that such plans are in accordance with any regulations made about planning for the future of the district.
Authority of Council/CEO:	Although the above legislation does not directly prescribe Council adoption of the LTFP, it is considered best practice in terms of transparently disclosing how the City aligns community aspirations and the City's strategic intent with its financial and resource capacity.
Policy:	Policy 2.3 Strategic Financial Planning & Budgeting Policy 2.4 Cash Backed Reserves Policy 2.5 Use of Debt as a Funding Option

Financial Implications

23. The fundamental principle underpinning the development of the Long Term Financial Plan (LTFP) is that it should reflect a prudent, sustainable financial blueprint for the future that provides the necessary funding to deliver the services and projects that our community wants.
24. It should also be sufficiently agile in its design and modelling that it can flex to accommodate changing community priorities or economic circumstances and emerging future opportunities.
25. The Long Term Financial Plan 2021/22 - 2030/31 as presented, delivers on those fundamental principles and successfully enunciates the financial implications.

Relevant Documents

Strategic Community Plan

Corporate Business Plan

Further Information

Following the Agenda Briefing Session held on 22 June 2021, further information is provided:

26. With regards to the Trafalgar Bridge repairs, the City is confident the timber is repairable, and the works can be accommodated within the budget. As the City continues to oil the affected timber, and remove any sections beyond repair, the issues will decline.

    a. The small Claisebrook Cove walkway bridge is experiencing rusting which is not related to the Trafalgar Bridge issues. The Claisebrook Cove bridge repairs are also accommodated within the budget.

City of Perth

Long Term Financial Plan

2020/21 - 2029/30

SUSTAINABLY PLANNING FOR OUR CAPITAL CITY'S FINANCIAL FUTURE

Contents

About this Document 2
1.0 Chief Executive Officer's Introduction 3
2.0 Our City 4
2.1 Aspirations 4
2.2 Our City - Snapshot 5
3.0 Ten Year Financial Plan Snapshot 6
3.1 Our Services 7
4.0 Service Based Resource Allocation Approach 8
5.0 Long Term Financial Plan Modelling 8
5.1 Context for the Long Term Financial Plan 8
5.2 Assumptions & Modelling Parameters 8
5.2.1 Qualifications & Limitations 9
5.2.2 Future Funding Opportunities 9
5.2.3 Significant One-Off Considerations That Impact the Long Term Financial Plan 10
5.3 Long Term Financial Plan 11
5.3.1 LTFP Financial Schedules 11
5.3.2 LTFP Supporting Schedules 12
5.3.3 Key Financial Indicators 12
5.3.4 Loan Borrowings 13
5.3.5 Reserve Funds 14
6.0 LTFP Analysis & Commentary 14
6.1 Overall Commentary 14
6.2 Commentary on Reserve Funds 16
6.3 Commentary on Loan Borrowings 18
6.4 Commentary on the Financial Statements 19
6.5 Commentary on Rates Yield 21
6.6 Commentary on Key Financial Indicators 21
6.7 Commentary on the Financial Health Indicator Score 22
6.8 Exclusions 24
7.0 Risk Analysis 24
8.0 Scenario Modelling 27
8.1 Preferred Scenario 27
8.2 Other Scenarios Modelled 27
9.0 Future Directions 28
9.1 Continuous Improvement 28

About this Document

The City of Perth's Long Term Financial Plan is a high-level strategy that ensures we have the vision and planning in place to sustainably meet the needs of our community now and into the future.

It is an important strategic document that assists us align our community aspirations, strategic intent and organisational capacity from 2021/22 until 2030/31.

It also guides our approach to delivering infrastructure and services to the community in a responsible and affordable way.

This Plan projects our financial position over the coming decade using a series of realistic and conservative financial assumptions. This financial modelling provides the City with reliable and robust information to assess our ability to maintain overall financial sustainability into the long term and, most importantly, to ensure that we have in place the necessary funding arrangements to support proposed capital projects.

The purpose of the Plan is to demonstrate the City's financial approach to managing its operations in a responsible, transparent and sustainable manner for the benefit of our residents, ratepayers and stakeholders.

The 10 Year Financial Plan is consistent with all the requirements of the Department of Local Government's guidelines on the development of long term financial management plans.

1.0 Chief Executive Officer's Introduction

The City of Perth's role is to recognise, promote and enhance the social, environmental, economic and cultural setting of the city for society, both now and into the future. By representing the broader Perth area and the state of Western Australia, the City of Perth builds on the progress made to date and ensures Perth city will continue to flourish for future generations.

A key element of being able to deliver on our role - and on our aspiration of ***creating a city that is liveable, sustainable and prosperous*** - is to ensure there is strong long-term financial planning.

This 10 Year Financial Plan showcases our vision for the growth and development of our great city, while demonstrating our ability to underpin this with robust financial management.

This Plan presents a $2.6 billion financial blueprint for the City for the 2021/22 to 2030/31 period. The City of Perth is now responsible for a multi-billion dollar business with a net worth of approximately $1.4 billion. Over the next decade, this Plan also supports a $500 million dollar capital program and expenditure of $2.1 billion on its key programs and services.

The result of delivering this Plan will be a legacy of quality community infrastructure and social capital for the benefit and enjoyment of our community. We are able to achieve this as a result of a critical review of operational expenditure focused on making the City more financially sustainable into the future.

Over the coming decade, we will see this Plan support:

- The delivery of City of Peth initiatives under the Perth City Deal
- Future growth of the City in line with its incoming Local Planning Strategy
- Contemporary infrastructure and places that complement the City's unique neighbourhood precincts.
- Continued delivery of services and programs to activate the City and deliver on the evolving needs on its local community.

This Plan is underpinned by the following financial principles:

- Financial sustainability
- Financial accountability
- Responsible stewardship
- Alignment with strategic aspirations

Our City is in the midst of a positive and exciting evolution towards excellence. This Plan is foundational to the City's future direction, representing planning that is accountable, transparent and aligned with our vision.

Michelle Reynolds
CEO

2.0 Our City

2.1 Aspirations

The ability to plan for our short and long-term future is essential to our success in delivering on our vision.

This Plan was firmly guided by our desire for a city that is *liveable, sustainable and prosperous***.**

By developing a clear and strong linkage to these aspirational pillars and reflecting them in how we respond to our community's needs, we can focus on creating meaningful differences in our neighbourhoods and for Perth itself as one of the most liveable cities in the world. This approach reflects a triple bottom line philosophy in all we do.

Liveable

We have an aspiration for our city to be socially cohesive, inclusive, activated and safe. By striving to achieve this, we will ensure that residents and visitors enjoy positive experiences that reflect on Perth as one of the world's most liveable, welcoming and respected cities. Initiatives to achieve this include:

- Engaging with our community in meaningful ways to understand their priorities.
- Placing an emphasis on community priorities at a neighbourhood level.
- An increased commitment to appropriate asset renewal and new or upgraded community infrastructure as part of the City's stewardship responsibilities.

Sustainable

Maintaining a responsible and healthy balance between the city's natural environment, social and economic systems is a key platform of how the city does business. From local neighbourhoods to the city as a whole, we make decisions and act to nurture, build capacity and sustain our communities. Initiatives to achieve this include:

- Better matching staffing with agreed service levels and scaling back the capital program to levels more aligned to organisational delivery capacity.
- Structural reform of the City's finances that restored previously burgeoning operating expenses back to sustainable levels.
- Expenditure focus is being shifted from discretionary projects back to core service.

Prosperous

Our aspiration for Perth is to be a successful, flourishing city that provides opportunities, sustains its economy and efficiently and effectively delivers services, projects and experiences to our community. Achieving prosperity for our city and our communities is a foundation principle for our decision making. Initiatives to achieve this include:

- An agile, service based resource allocation model means that the City now can deliver quality, targeted services that offer a value for money proposition to our ratepayers whilst ensuring that our city is efficiently run and that service levels are responsive to our community's needs.

2.2 Our City - Snapshot

In 2021 the City is home to more than 32,000 residents, has about 14,000 businesses, is the workplace of 134,000 workers and a destination for more than 230,000 visitors.

To adequately plan, the City must understand its current state and anticipated future population growth, economic fluctuations, environmental trends and social and community needs in the future.

The 10 Year Financial Plan has taken into account the City's anticipated population growth – particularly in the later years of the Plan. This growth will impact servicing costs, infrastructure needs and revenue from rates.

Figure 1 - Key Statistics

Key Statistics *(as at June 2021)*

City Population	No of Rateable Properties	GRV of Rateable Properties
32,867 (estimated)	21,795 Properties	$1.67 Billion
Rates Revenue	**No of Full Time Equivalent Employees**	**Financial Position - Net Assets**
$98.3 Million in Rates	700 FTE in Workforce	$1.285 Billion
Transport Infrastructure	**Area of Parks**	**Length of River Foreshore**
113 Kilometres Roads 400,000 Square Metres of Paths	26 Parks and Reserves 542 Hectares	11.2 Kilometres River Foreshore
Estimated Number of Trees	**Value of Infrastructure Assets**	**Value of Property, Plant & Equipment**
16,000 Street & Park Trees	$356 Million of Infrastructure	$745 Million of Property, Plant & Equipment

3.0 Ten Year Financial Plan Snapshot

This 10 Year Financial Plan has been developed at a time when our State has emerged from the height of the Covid 19 pandemic, but still is under the shadow potential Covid lockdowns. The anticipated financial impacts of future lockdowns have been responsibly and conservatively considered in modelling the plan - especially in the first two years.

Expenditure profile over the ten year period in broad terms is:

Expenditure Type	Amount $M
Core Service Delivery	1,592.623
Discretionary Operating Projects	171.801
Abnormal Expenses	8.000
Asset Renewal & Community Infrastructure	584.068
Financing Activities Reserve Transfers, Loan Repayments & Closing Balance (Surplus)	222.992
Total Expenditure Allocation	**2,579.484**

The Long Term Financial Plan presents a balanced funding model incorporating a responsible mix of funding sources over the ten year period.

Funding sources over the ten year period in broad terms are:

Funding Source	Amount $ M
Rates	1,229.500
Parking Operations	729.047
Fees & Charges	207.187
Grant Funds	84.114
Interest & Other Revenues	40.793
Financing Activities - Cash Reserves & Borrowings	262.254
Opening Balance	26.589
Total Funding	**2,579,484**

The Long Term Financial Plan 2021/22 - 2030/31 has been updated following the announcement of the Perth City Deal to incorporate details of the that joint commonwealth, state and local government funding arrangement. The funding model acknowledges that other opportunities may arise through extra-ordinary grants from other levels of government or non-government sources or from City's asset rationalisations arising from the property portfolio review.

These are currently not incorporated into the model due to their uncertainty, but the financial model can readily be adapted to respond to such opportunities should they arise.

The Long Term Plan also references our financial ratios against industry benchmarks across each of the plan's ten years to identify periods of financial challenge. Whilst a specific indicator may not be met in a specific year, the Long Term Financial Plan presents a responsible and realistic plan to ensure that trends and average ratios across the life of the plan meet or exceed preferred industry benchmarks.

3.1 Our Services

In developing the ten year Long Term Financial Plan, the City has carefully considered the resource and funding requirements necessary to deliver ongoing services and programs, statutory and governance activities, asset network renewal expenditures and opportunities for major discretionary capital expenditure initiatives.

Over the life of the plan, the range and scope of our services may be re-evaluated, or service levels re-assessed in the light of changing circumstances to ensure that there is alignment between community expectations, financial and organisational capacity and agreed service levels.

The City provides an extensive range of external facing services to our community including:

- Strategic leadership
- Economic development
- Community capacity building
- Community support services
- Homelessness response
- Cultural development
- Events and activation
- Library services
- Customer service
- Community safety and amenity
- Public health
- City planning
- Development approvals
- Transport and urban design
- Infrastructure asset strategy and design
- Infrastructure maintenance
- Park maintenance
- Waste and cleaning
- Parking management
- Project delivery
- Advocacy

These services are supported and empowered by internal facing services including:

- Marketing and communications
- Financial management
- ICT services
- Human resource management
- Governance
- Audit and risk management
- Legal services
- Information and records management
- Property management services

4.0 Service Based Resource Allocation Approach

The City uses a service based resource allocation model designed to emphasise agile and flexible assignment of employee, financial and equipment resources around services rather than organisational structure. Services prioritised through community feedback and agreed community outcomes and service levels determine the allocation of resources each year rather than a traditional incremental increase to the existing service unit budgets.

5.0 Long Term Financial Plan Modelling

5.1 Context for the Long Term Financial Plan

The Long Term Financial Plan is a significant informing document for the City's integrated planning framework as it provides information regarding the resourcing requirements and financial capacity of our local government to achieve its stated objectives and priorities.

The Long Term Financial Plan supports this objective by projecting our financial position over a 10 year time horizon using a series of realistic, conservative financial assumptions.

This financial modelling provides the City with reliable, robust information to assess our capacity to maintain overall financial sustainability into the long term and, most importantly, to ensure that we have in place the necessary funding arrangements to support proposed capital replacement programs and new capital projects.

The City's Long Term Financial Plan is consistent with all the requirements of the Department of Local Government's guidelines on the development of long term financial management plans.

5.2 Assumptions & Modelling Parameters

As with any long-term financial model, it is important to understand any qualifications and/or limitations that may relate to the outputs of the model.

The Plan is expected to influence the City's Annual Budget each year - but it is recognised that the Plan is a dynamic and evolving document that responds to changing strategic priorities, service level expectations and economic conditions.

In regularly reviewing the plan, where such changes occur and the impact is significant, the financial modelling will be adjusted to reflect these changes. This iterative approach is an essential aspect of the Integrated Planning and Reporting Framework and reflects responsible business practice.

5.2.1 Qualifications & Limitations

The 10 Year Long Term Financial Plan is a high-level strategic document that is used to assist in planning for the future and aligning our community aspirations, strategic intent and organisational capacity.

It is necessarily based on a number of financial assumptions relating to the:

- quantum of and anticipated movements in both revenues and expenditures
- anticipated timeframes for cash flows into and out of the organisation
- expectations of the continuation of (at least), existing funding initiatives by both commonwealth and state governments.

Included in the financial assumptions are anticipated movements in both the consumer price index, wages growth and interest rates as they relate to investment returns and borrowing costs across the ten-year horizon of the plan. Unanticipated changes in any of these parameters - or indeed in government policy directions are likely to have an impact on the financial modelling.

Indicative funding or cost estimates included in this plan may relate to broad proposals that:

- Have been approved by Council and are in progress.
- Have been considered by Council but have yet to be given final approval to proceed.
- Have only been considered by Council at a strategic or conceptual level.
- Are operational in nature and based on the continued delivery of existing services.
- Are operational in nature and relate to the maintenance of City assets in accordance with management plans and maintenance plans.

Adoption of the Plan by Council does not constitute an irrevocable commitment to any specific project or service referenced in the plan, nor to its timing.

Similarly, it does not preclude the possible subsequent inclusion of further service or capital initiatives in future years if the financial modelling and strategic direction of Council indicate that it aligns with that strategic direction and could be supported without adversely impacting on the City's financial sustainability.

5.2.2 Future Funding Opportunities

The City is currently undertaking comprehensive reviews of its commercial property portfolio and its car parks on freehold land. The reviews are expected to be completed in the first half of the 2021/22 financial year and the results of those reviews and the recommendations resulting from them will then be considered by Council. The potential cash flows resulting from the property sales are expected to be significant and should have a noteworthy positive impact on this plan.

As soon as the quantum and timing of the resulting cash flows can be confidently measured and determined with certainty, the Long Term Financial Plan will be updated to reflect those inflows. The plan is designed to be dynamically modified to reflect such changes in future iterations of the plan.

Any assumptions in relation to either the financial modelling parameters, projects or service proposals are prepared based on the best available information and knowledge at hand.

5.2.3 Significant One-Off Considerations That Impact the Long Term Financial Plan

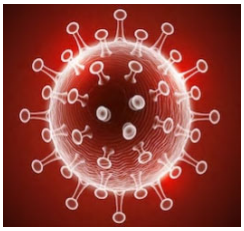

COVID-19 Impacts
It is acknowledged that there are potential financial and economic impacts arising across the first two years of the plan due to the COVID-19 environment. These include but are not limited to, impacts on the City's parking business, CBD economy, capacity of contractors to deliver construction projects.

Perth City Deal
Perth CBD Transport Plan
Western Australia

City Deal - CBD Transport Projects
As part of the Perth City Deal, the City is receiving funding to deliver a range of priority transport projects, including cycleways and other transport infrastructure, over the next five years. These projects include a $10M contribution towards the $22.2M Roe Street upgrade and enhancement.

Infrastructure Australia

Windfall Government Funding Opportunities
The City acknowledges opportunities for future funding from Commonwealth Government into infrastructure projects that will create jobs and stimulate the economy. The Plan has been designed to be readily adapted to incorporate such opportunities.

Confidential Contract Negotiations
The City is a participant in a regional waste management facility at which some operations will cease in 2021/22. Should this occur, the City will be required to make an 'exit' contribution. Although the amount of that contribution is yet to be determined, the City has chosen to make a prudent and conservative allocation of the anticipated cost.

Local Government Inquiry
Notional funding of $4.3M has been allocated to cover the second and final instalment of the cost of the Inquiry into the City of Perth. Whilst the City is currently advocating for some of that funding to be reinvested into the City, it is necessary to allocate a notional amount for this expense.

5.3 Long Term Financial Plan

The narrative and analysis provided in Sections 5 & 6 of this document are intended to facilitate a shared understanding of the financial schedules underpinning the 2021/22 - 2030/31 Long Term Financial Plan.

5.3.1 LTFP Financial Schedules

The published version of the ten year Long Term Financial Plan is presented as five summarised Financial Statements. These are:

- Long Term Financial Plan Summary Statement (FS1)
- Income Statement (FS2)
- Cash Flow Statement (FS3)
- Rate Setting Statement (FS4)
- Statement of Financial Position (FS5)
- Statement of Changes in Equity (FS6)

An explanation of the purpose of each of these statements is provided below. Each statement provided in the plan is accompanied by a table explaining each major line item on the statements.

FS1 - 10 Year Financial Summary Statement

This financial statement is a high level summarised statement that aggregates the estimates of both operating and non-operating revenues and expenditures as well as incorporating loan proceeds, transfers to or from cash-backed reserves, repayments of loan principal, capital expenditure items and movements in accrual funding that are expected to occur over the 10-year period covered by the plan. It provides a single consolidated view of all aspects of the Long Term Financial Plan.

FS2 - Income Statement

This financial statement includes estimates of all revenues and expenditures that are included in the operating (normal day to day) activities of the City. This also includes non-cash items such as depreciation and interest payments on loans. It excludes repayments of loan principal, proceeds from loan borrowings and capital expenditure items - those are all reflected in the aggregated Financial Summary FS1. It also allows for estimated (book entry) movements in the value of the City's non-current assets. Information from the Income Statement is used to calculate the Operating Surplus Ratio which is one of the statutory measures of financial sustainability.

FS3 - Cash Flow Statement

This financial statement demonstrates the projected impact on the overall cash position of the City of the planned financial transactions. It is derived from the Operating Position which is then adjusted for the impact of the non-cash transactions and non-operating items.

FS4 - Rate Setting Statement

This is another statutory financial statement. It includes estimates of all operating and non-operating revenues and expenditures as well as repayments of loan principal, proceeds from loan borrowings, capital expenditure items and transfers to or from cash backed reserves. It does, however, exclude all non-cash items. The purpose of the statement is to demonstrate the calculation of the amount of Rates revenue expected to be raised to fund the Budget each year.

FS5 - Statement of Financial Position

This financial statement demonstrates the impact of the proposals in the Long Term Financial Plan on the assets and liabilities of the City and therefore, shows any improvement or decline in the City's financial position.

FS6 - Statement of Changes in Equity

This financial statement demonstrates the cumulative impact on the City's Net Equity from the proposals in the Long Term Financial Plan. It also contains a reconciliation back to the Opening Position - which is a critical component in the development of the Rate Setting Statement.

The primary Financial Schedules are supplemented by a series of Supporting Schedules (SS1 to SS6) which provide further details of the 10 Year Long Term Financial Plan.

5.3.2 LTFP Supporting Schedules

There are numerous supporting schedules which provide financial inputs for the Long Term Financial Plan model. A number of these schedules contributing to this plan are simply supporting worksheets that are intended for internal use and are not published in this document.

Supporting Schedules (SS1 to SS6) are included in this document and provide details of major financial parameters and assumptions that have been used to produce the 10 Year Long Term Financial Plan:

- Key Performance Indicators Calculations (SS1)
- Funding Assumptions - Reserves (SS2)
- Funding Assumptions - Loan Borrowings (SS3)
- Capital Expenditure & Capital Revenues (SS4)
- Modelling Parameters (SS5)
- Explanatory Notes for Financial Statements (SS6)

The remaining worksheets hold the calculations used to derive the model and as such are not published.

5.3.3 Key Financial Indicators

Projected Key Financial Indicators required by the Department of Local Government Advisory Standard have been calculated from the data in the Long Term Financial Plan Financial Statements. An additional Indicator for Annual Rates % Increase has been included although not required by the Advisory Standard.

The Key Financial Indicators calculated are:

- Operating Surplus Ratio
- Own Source Revenue Ratio
- Debt Service Ratio
- Gross Debt to Operating Revenue Ratio
- Current Ratio
- Asset Consumption Ratio
- Asset Sustainability Ratio
- Asset Renewal Funding Ratio

Explanations and commentary on the Key Financial Indicators are provided at Section 6.3 of this plan. The calculations of the Key Indicators are provided in supporting schedule SS1. That schedule also indicates the source of the calculations by providing the line reference to the Financial Statements. Each indicator is compared to a local government industry benchmark to help inform future financial decisions.

There is no one indicator, or single financial year, that can be used to judge the financial sustainability of the City. Spikes in indicators can occur for a number of reasons. However, indicative financial ratio calculations can help Councils identify potential future financial challenges.

In the Key Performance Indicator Schedule (SS1):

●	Indicates that the projected indicator exceeds the target.
●	Indicates that the projected indicator is an intermediate achievement but is still under the target.
●	Indicates that the projected indicator does not meet the target.

5.3.4 Loan Borrowings

The use of borrowings to support the funding of long life capital projects where appropriate is an important part of a balanced local government funding package. Introducing borrowings into the funding mix helps to smooth the spikes in rating from year to year - addressing the challenge of inter-generational equity. This means that those who will benefit from the use of the newly created asset in future years help to pay for the asset through paying rates to service the loan repayments each year.

With local governments able to borrow at fixed interest rates and interest rates at historic lows, the opportunity to embrace borrowings as part of the funding package cannot be overlooked in formulating the Long Term Financial Plan. In doing so, it is important to ensure that the City's Debt Service Ratios remain within acceptable benchmarks (as this will be assessed before WA Treasury Corporation accepts our loan applications).

It is also important that the City ensures that its planned financial model meets its own debt covenants such as ensuring that its Gross Debt to Operating Revenue sits below the threshold of 40% across all ten years covered by the plan.

New borrowings have been included in the City's 2021/22 - 2030/31 Long Term Financial Plan to support the overall funding package with the City's current loan profile showing that all existing borrowings will be cleared by July 2022.

The Long Term Financial Plan includes $15M worth of loan borrowings over the life of the ten year Long Term Financial Plan.

Analysis of the City's borrowings profile and commentary on financial ratios relating to the use of debt is provided at Section 6.3 of this document.

5.3.5 Reserve Funds

Cash backed Reserve Funds are also a vital part of the Long Term Financial Plan funding package. Funds accumulated in cash backed reserves can be used to smooth fluctuations in rates needing to be raised during years when larger capital programs are being delivered.

The City currently has 18 Cash Reserves classified as:

- Asset Acquisition & Renewal Reserves
- Strategic Reserves
- Parking Related Reserves
- Waste Management Reserves
- Other Purpose Reserves

The 2021/22 - 2030/31 Long Term Financial Plan makes extensive, but responsible, use of previously accumulated cash reserves. Analysis and commentary on the use of Cash Reserves is provided at Section 6.2 of this document.

6.0 LTFP Analysis & Commentary

6.1 Overall Commentary

The Long Term Financial Plan represents a financial commitment of around 2.6 billion dollars over the next ten years. These funds are applied to towards delivering a program of relevant services to our community whilst maintaining and renewing our infrastructure and creating new community facilities that leave a legacy for our community.

The Long Term Financial Plan has been presented using a balanced budget philosophy. That is, whatever is proposed to be expended is fully funded by the funding options included in the plan. The financial modelling in the earlier years of the plan is necessarily more certain than the later years - but adequate flexibility has been allowed in the later years of the plan to cope with new or emerging community priorities or project opportunities.

In addition to continuing to deliver the comprehensive range of customer focused services and maintaining and renewing our community infrastructure, the City is embarking on an ambitious program to create and enhance major community infrastructure and new community facilities. These transactions have been modelled into the 10 Year Long Term Financial Plan to ensure that the new community facilities can be funded in a sustainable manner without unreasonable impost on ratepayers.

The Long Term Financial Plan presents the optimum financial model to meet the City's financial needs over the next ten years in a way that respects and works towards achieving the Key Financial Indicators that have been set as benchmarks for local government to aspire to. Where an indicator may not be attained in a given year, the plan presents a responsible strategy to move the City towards the preferred industry benchmark.

The Long Term Financial Plan is, therefore, a financial blueprint for the City's future.

Chart 1 - 10 Year Funding Mix by Source

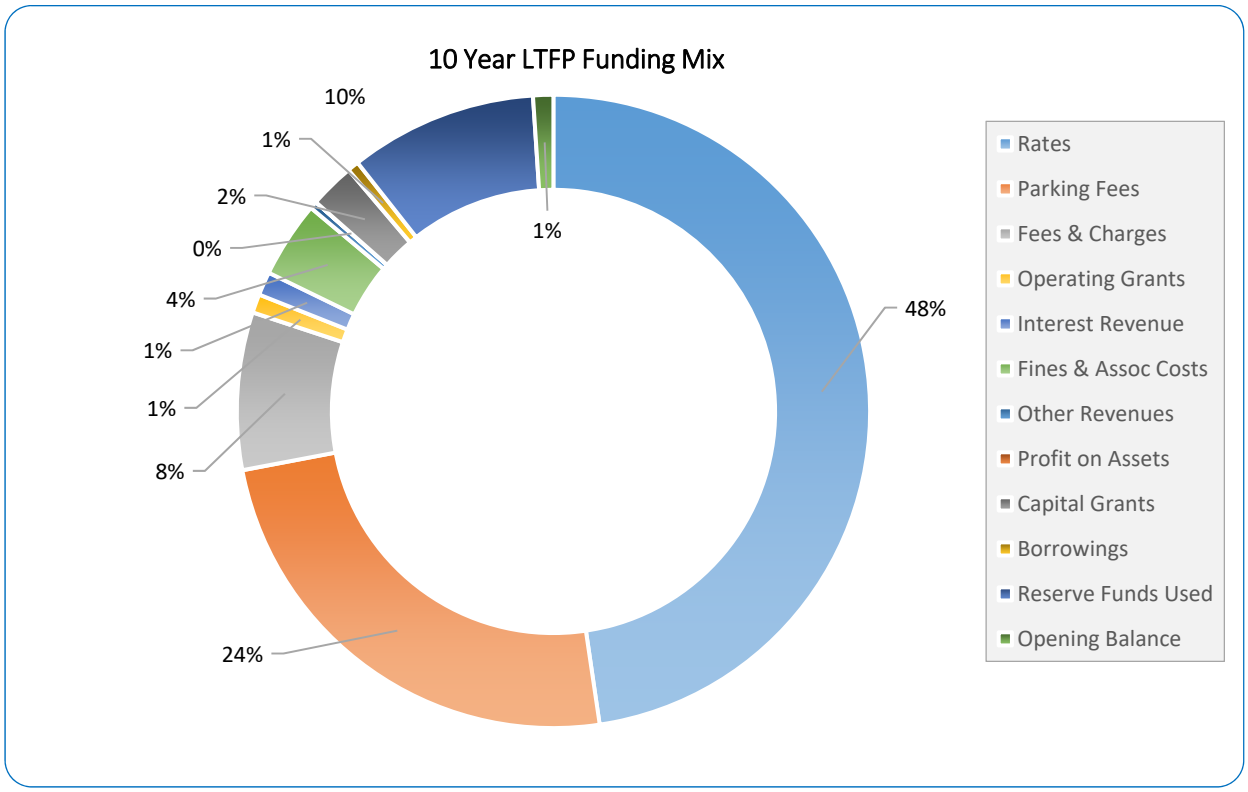

Chart 1 (above) indicates the respective contributions of the various funding sources to the total funding mix over the ten-year period covered by the plan.

The major elements of the funding model are Rates (48%), Fees & Charges (8%), Parking Revenues (24%), Reserves (10%), Fines (4%), Borrowings (1%), Grants (3%), and Other Revenues (1%).

Over the life of the plan, funds will be applied towards meeting the costs of operational service delivery (premised on the agreed range and scope of services and agreed service levels) as well as expenditure on infrastructure renewals, new community asset creation and debt servicing.

The uses of those funds are shown below in Chart 2 titled 10 Year Fund Use by Type.

The proposed expenditure program reflects approximately 69% of funds being applied to operational expenditure, 11% on infrastructure maintenance and renewals and 11% for new asset creation. A further 1% is used for debt servicing. Some 8% of available funds are used for creation of Reserve Funds to support future capital expenditures and the remainder relates to abnormal operating expenses.

Fund uses described in Chart 2 (below) as Reserves Created reflect the transfer of funds to cash backed reserves, largely relate to providing funding for the Parking Bay Levy payable each year, in advance, to the state government and funding for future capital opportunities that may be presented to future Councils.

Chart 2 - 10 Year Funding Use by Type

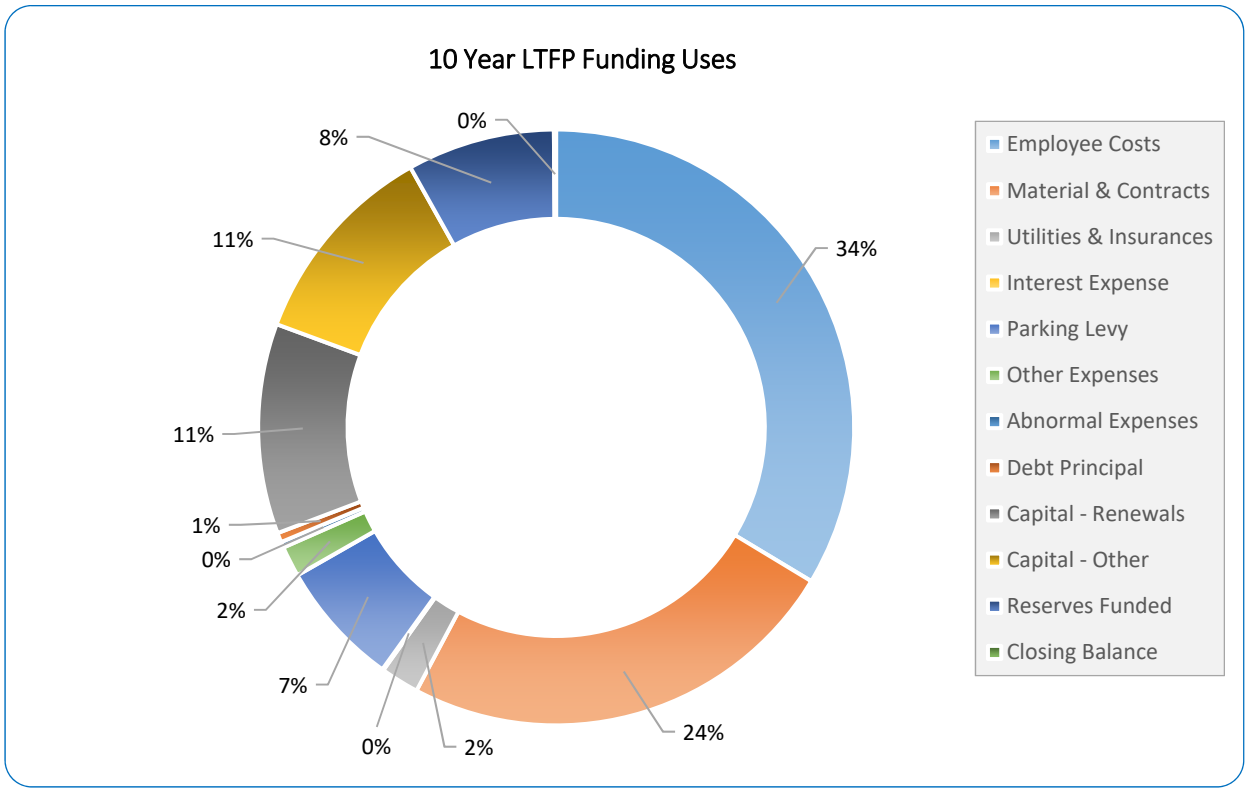

Non-cash operating expenditure items such as depreciation have been excluded from the graph above and book gains such as revaluation increases relating to infrastructure assets, land and buildings are also not included in the LTFP model.

Over the life of the plan, the City aims to draw down approximately $52M (net) of Cash Backed Reserves and use Borrowings of $15.0M in total to supplement the City's other funding sources. The projected Opening Balance each year of the plan averages around 3.1% of Operating Revenues and the Closing Balance represents, on average, around 1.7% of Operating Revenues (in line with budget policy targets).

The ten year Long Term Financial Plan model reflects a responsible, balanced, and sustainable financial strategy for the City. The plan will of course be subject to ongoing monitoring, review and updating in future years.

6.2 Commentary on Reserve Funds

Reserve funds are strategic in nature and, informed by future cash requirements identified in the Long Term Financial Plan, are generally accumulated to provide funding for identified future major community infrastructure projects. Discretionary reserves may also be funded from municipal funds to provide for future replacements of items including plant and equipment, technology, or reticulation systems.

Over the life of the plan the City will draw down a net $52M of Cash Backed Reserves (including interest earned). The composition and balances of the City's Reserve Funds is shown in Charts 3 & 4 below.

Chart 3 - Projected Reserve Fund Balances

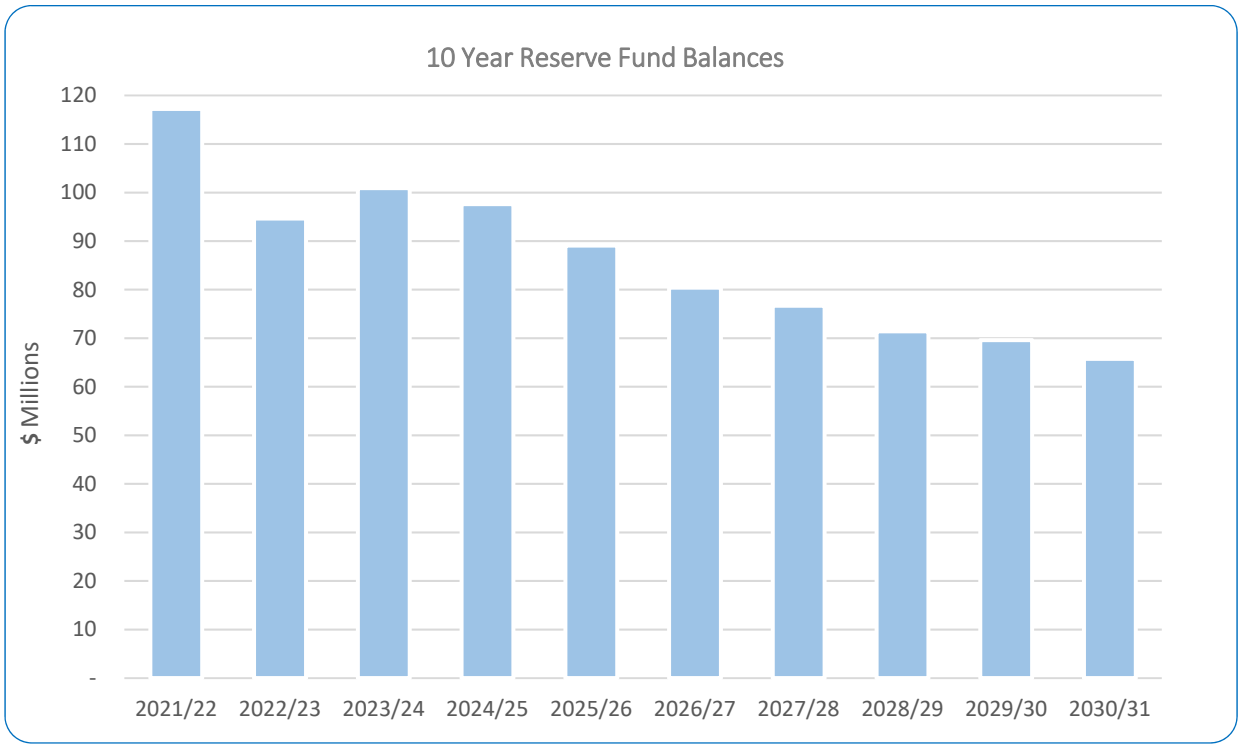

Chart 4 - Projected Reserve Fund Categories 10 Year Average

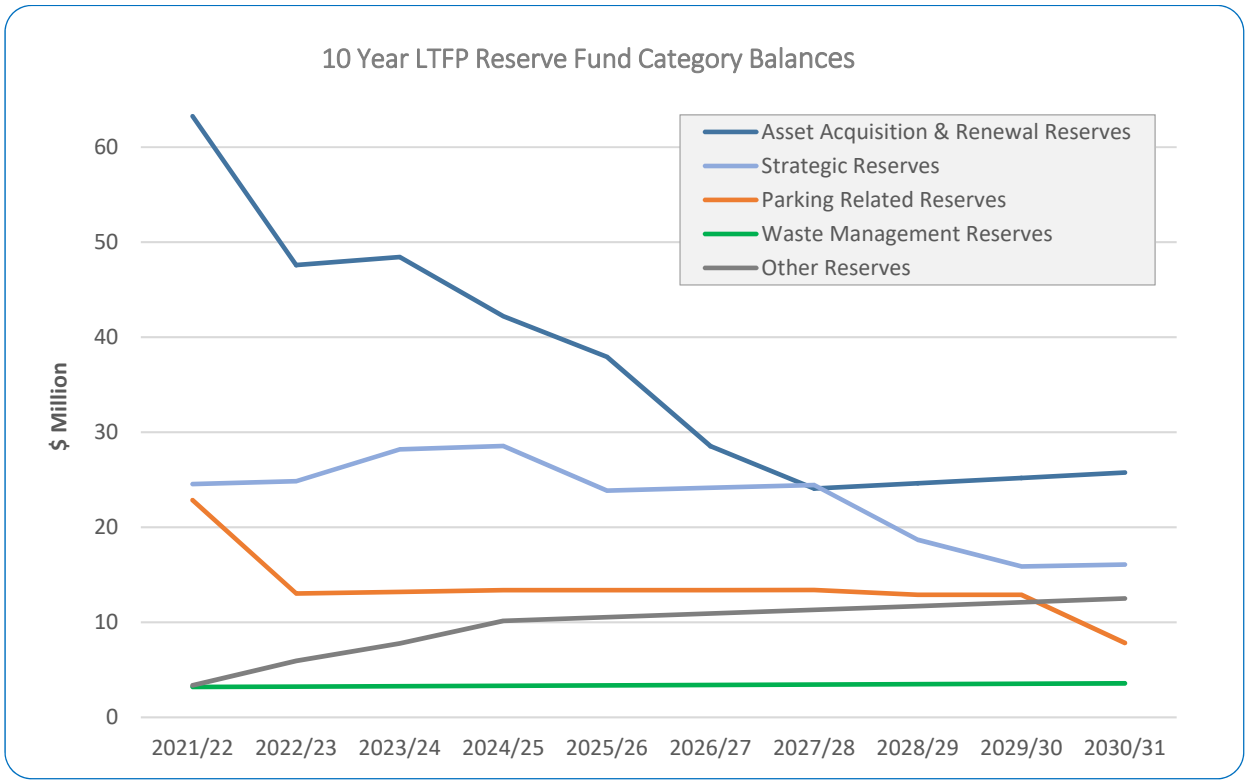

6.3 Commentary on Loan Borrowings

The Long Term Financial Plan uses a responsible funding mix to support investment in asset renewals and new community infrastructure. Proposed borrowings of $15M over the life of the plan are detailed in Schedule SS3 - Borrowings. The City has the capacity to use a greater proportion of borrowings in its funding mix should Council choose to support future capital projects funded in this way.

Chart 5 - 10 Year Projected Loan Balances Outstanding

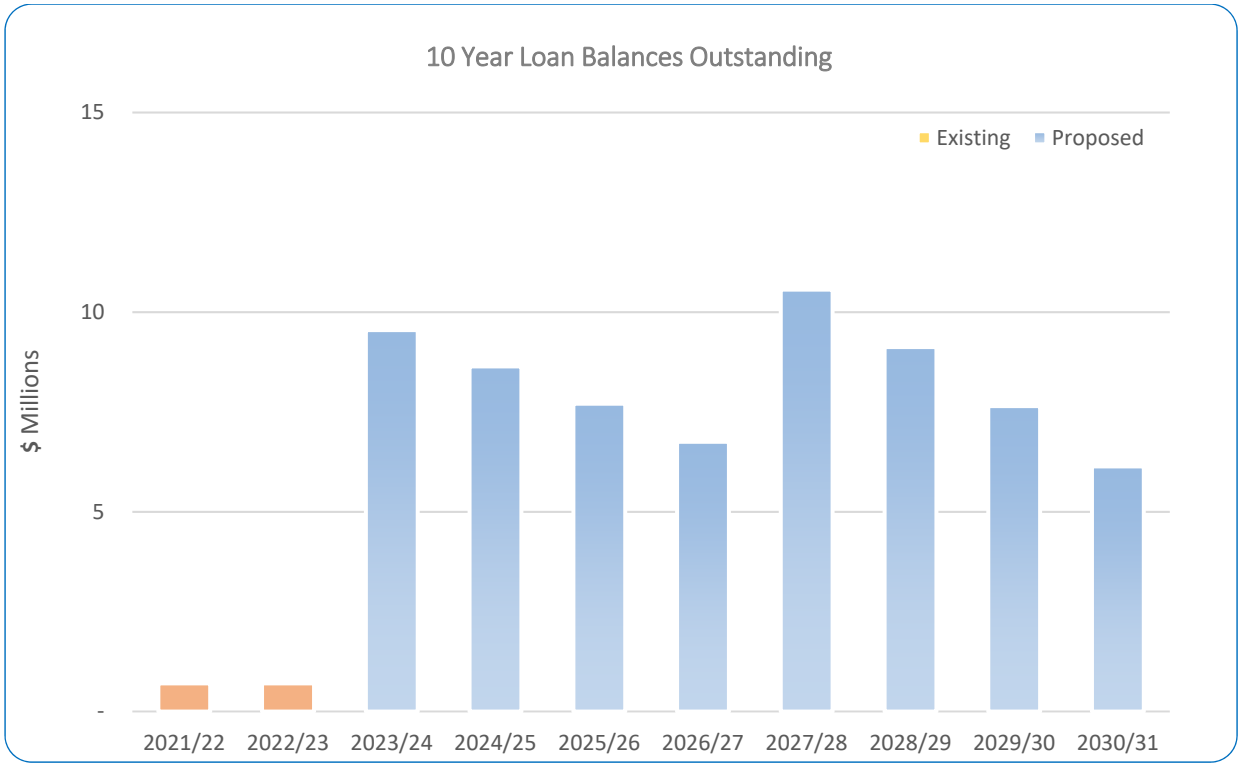

Debt Service Ratio

This indicator shows how much of the City's annual surplus (before interest and depreciation) is being applied to service debt obligations. It demonstrates that the City has sufficient operating surplus to service repayments of principal and interest on borrowings. The industry benchmark for the Debt Service Ratio is 5.0 times coverage

Table 1 - Projected Debt Service Ratio

21/22	22/23	23/24	24/25	25/26	26/27	27/28	28/29	29/30	30/31
●	●	●	●	●	●	●	●	●	●
3.9	41.0	56.1	28.9	39.9	38.4	30.5	25.6	27.9	27.5

The ten year average for the Debt Service Ratio is 31.9 which comfortably exceeds the industry benchmark of 5.0 times. The City does not meet the standard of more than 5.0 times coverage in the first year of the plan due to its $8.0M abnormal expense obligation but it betters the advanced standard of 5.0 times very comfortably in the remaining years indicating that future borrowing is a legitimate funding option if required.

Gross Debt to Operating Revenue Ratio

This indicator shows the relationship between outstanding debt and the annual operating revenue (less operating and capital grants). The preferred benchmark for the Gross Debt to Operating Revenue Ratio is less than 20%.

Table 2 - Projected Gross Debt to Operating Revenue Ratio

21/22	22/23	23/24	24/25	25/26	26/27	27/28	28/29	29/30	30/31
●	●	●	●	●	●	●	●	●	●
0.4%	0.0%	4.9%	4.3%	3.6%	3.1%	4.7%	4.0%	3.2%	2.6%

The ten year average for the this is 3.1% which is comfortably within the upper bound of 20% The City comfortably meets the standard of less than 20% in all ten years covered by the plan.

6.4 Commentary on the Financial Statements

The financial statements contained within the Long Term Financial Plan 2021/22 - 2030/31 present a responsible and sustainable financial blueprint for the City's future. These statements indicate a steady improvement in the City's financial position over the life of the plan with the annual net funding requirement before Reserves & Borrowings reaching an almost neutral position by year ten of the plan. This shows a positively correlated relationship between revenues and expenses and a well-balanced mix of funding options. The plan also demonstrates consistent progression towards equaling or bettering industry benchmarks for all key financial indicators.

The overall Long Term Financial Plan Summary (FS1) reflects a single integrated view of the Long Term Financial Plan. It shows the City moving from its challenging Covid 19 impacted 2019/20 position to a sound and sustainable operating result across the full ten years covered by this plan - out to 2030/31. The Closing Position remains within the City's Strategic Financial Planning policy targets and preferred industry benchmarks of approximately 1% to 3% of Operating Revenue over all ten year life of the plan. It averages a very sound $3.76M or 1.7% of Operating Revenue over the life of the plan.

The Operating Surplus Ratio is negative for the first year. This is attributable to two abnormal expenditures relating to the provision for contract expenses and meeting the $4.3M second instalment of the cost of the City of Perth Inquiry. Without these two extra-ordinary expenditures, the operating surplus would have been positive and within the industry benchmark range. This demonstrates the successful efforts of City leadership over the 2019/20 and 2020/21 years to reign in operating expenditures and bring them back with financially sustainable parameters.

The Long Term Financial Plan is relatively robust in the first half of the plan - but is necessarily less rigid in the later years, so additional funding allocations have been provided to allow for new or emerging projects that arise during the later years of the plan. These future opportunity funding allocations are included in the Long Term Financial Plan Summary.

Because of this responsible financial modelling approach, the Long Term Financial Plan sees the City move to a sustainable financial position over the ten year life of the plan without unreasonable impost on the City's ratepayers.

The Income Statement (FS2) focuses on revenues and operating expenses only and reflects a negative operating result in the first-year due to the previously noted abnormal expenses - but this is offset by responsibly planned use of cash reserves. All items shown on the Income Statement reflect growth in line with agreed financial indexing parameters (refer Supporting Schedule SS5) with the exception of grants for the acquisition of assets which are modelled on realistic expectations for external contributions towards specifically identified major capital initiatives. Results reflected on this financial statement are considered to be realistically modelled and are sustainable into the future.

The Cash Flow Statement (FS3) indicates sound cash flows from operating activities over the life of the plan. Projected cash generated from operations each year provides the cash flows that support the financing and investing activities in all years in conjunction with the contribution from previously accumulated cash reserves.

Over the life of the plan, net municipal cash held remains very consistent - with an average balance of around $32.5M, although around 35% of this relates to restricted cash that is backing statutory employee entitlements. Over the life of the plan, Reserve Fund cash reduces by around $52M to support major capital expenditures - unless the City takes the opportunity to rationalise some of its land holdings, in which case the funds released would be quarantined back into Reserves until re-deployed to support future infrastructure expenditure.

The Rate Setting Statement (FS4) demonstrates the calculation of the amount required to be raised from rates each year (after considering the contribution from all other funding sources excluding rates) - and confirms that the proposed rates increases are both appropriate and sustainable over the life of the plan.

The Long Term Financial Plan endeavours to keep rate increases (excluding interim rates from growth and GRV revaluations) to within a self-imposed parameter of no more than CPI each year. The rate setting model used in this preparing the financial plan represents an average annual rate increase of 1.63% excluding interims and rates growth. This is the level required to ensure that the balance between the City's operational expenditures and its operational revenue generating capacity is maintained at a sustainable level - as reflected in the Operating Surplus Ratio. For eight of the ten years covered by the plan, this is achieved. Two of the ten years are outside the target range, but it is considered that the slightly out of range increases reflect a business reality in those years.

The Statement of Financial Position demonstrates the cumulative impact of the financial modelling in this plan on the City's assets and liabilities. The Long Term Financial Plan shows a generally positive trend in the Net Asset Position each year off the plan. The Current Ratio calculated from the Balance Sheet exceeds the preferred industry benchmarks in all years covered by the plan. The City acknowledges that it would be preferable to have a greater buffer between the industry benchmark and its calculated ratio in some years, but its ratios arguably reflect a tightly controlled and responsible financial model that tries to mitigate the financial imposts on the City of Perth community.

The Opening Position shown on the Long Term Financial Plan Summary is reconciled to the Net Asset Position calculated in accordance with Department of Local Government guidelines using data from the Balance Sheet. This reconciliation is shown on the Statement of Changes in Equity. As noted above, the Closing Position remains within preferred benchmarks of approximately 1% to 3% of Operating Revenue over all ten years of the plan and averages a very sound $3.8M or 1.7% over the life of the plan.

6.5 Commentary on Rates Yield

The indicative rates yield to support this Long Term Financial Plan model includes projections of the baseline rates revenue - reflecting the yield achieved from the existing ratable land database as well as interim rates growth resulting from the addition of new ratable properties created through either redevelopment or new property developments.

Table 3 - Projected Rates Yield Increase

21/22	22/23	23/24	24/25	25/26	26/27	27/28	28/29	29/30	30/31
Baseline Incremental Rates Increase (Target < 2%)									
●	●	●	●	●	●	●	●	●	●
0.0%	1.19%	1.62%	1.64%	1.73%	1.97%	1.97%	1.97%	2.17%	2.00%
Incremental Rates Effort from Interim Rates									
0.4%	3.00%	5.67%	5.60%	1.03%	0.98%	0.95%	0.92%	2.65%	0.0%
Total Incremental Rates Effort including Interim Rates									
0.4%	4.2%	7.29%	7.24%	2.76%	2.95%	2.92%	2.9%	4.82%	2.0%

Individual ratepayers would only be impacted by the Baseline Incremental Rates Increase from year to year. The Incremental Rates Effort from Interim Rates relates to the creation of new ratable properties.

Should a lesser rates increase be proposed, the financial model would need to be rebalanced by either establishing another discretionary revenue stream or funding source, or alternatively, reducing either the scope or level of service of some service offerings or by scaling down the capital projects program.

6.6 Commentary on Key Financial Indicators

There are a number of statutory financial indicators that a local government must calculate and disclose in both their financial planning and financial reporting documents. The calculation of each indicator - and the specific inclusions in both the denominator and numerator used in the calculation are strictly prescribed in the Local Government Financial Management Regulations (LGFMR). This ensures that financial indicators published by different local governments are comparable.

However, it must be appreciated that there is no single indicator that demonstrates a local government's financial sustainability, nor does it necessarily mean that it is fatal if the City falls short of the benchmark for a specific indicator in a given year. The circumstances leading to the calculation of an indicator value must be understood to ensure that it is interpreted in context.

The calculation of each of the key financial indicators and detail of the industry benchmarks is provided in Supporting Schedule SS1.

The City's key financial indicators infer a ten-year Financial Health Indicator (FHI) score of 81 versus the industry sound financial management benchmark of greater than 70.

6.7 Commentary on the Financial Health Indicator Score

The seven key financial ratios required to be calculated by local governments are used to calculated a Financial Health Indicator (FHI) using a methodology developed by WA Treasury Corporation. Essentially, each of the ratios is 'weighted' to develop a standardized score which allows for comparison of different local governments to assess their financial management efforts.

Table 4 - Projected Financial Health Indicator Score (FHI)

21/22	22/23	23/24	24/25	25/26	26/27	27/28	28/29	29/30	30/31
🟡	🟢	🟢	🟢	🟢	🟢	🟢	🟢	🟢	🟢
67	71	84	86	85	85	85	84	83	83

A score of 70 or more reflects sound financial management. The City exceeds this target in nine of the ten years covered by the plan with only the abnormal expense item in 2021/22 impacting that year's score.

Operating Surplus Ratio

This indicator is used as a measure of capacity to meet operational expenses from revenues and the extent to which surpluses are generated to fund capital projects. The preferred ratio for this indicator is a positive value in the range between 0% and 15%. Any ratio over 2% meets the basic industry benchmark.

Table 5 - Projected Operating Surplus Ratio

21/22	22/23	23/24	24/25	25/26	26/27	27/28	28/29	29/30	30/31
🔴	🟡	🟢	🟢	🟢	🟢	🟢	🟢	🟢	🟢
(6.4%)	(1.0%)	1.1%	2.8%	2.5%	2.0%	1.7%	1.7%	3.1%	2.5%

The ten-year average for the Operating Surplus Ratio is 1.0% which is below the preferred industry benchmark of 2% -5.0%. During the first year, the City falls well short of the standard, but this is largely due to the $8.0M abnormal operating expense noted previously in this narrative. Excluding that expense, the 2021/22 ratio is (2.2%) reflecting the zero percent rates increase for that year and the use of Reserve funds to meet the cost of abnormal expenses referenced earlier in this report.

Own Source Revenue Ratio

This ratio is used to indicate how much of the City's operating expenditure is covered by revenues directly generated by the City. That is, how financially autonomous is the City without reliance on external funding sources? Revenue used in this calculation does not include external funding such a grants and subsidies.

Table 6 - Projected Own Source Revenue Ratio

21/22	22/23	23/24	24/25	25/26	26/27	27/28	28/29	29/30	30/31
🟢	🟢	🟢	🟢	🟢	🟢	🟢	🟢	🟢	🟢
90.0%	94.2%	95.1%	95.3%	100.7%	99.7%	99.4%	99.4%	100.7%	100.2%

The ten-year average for the Own Source Revenue Ratio is 97.5% which is comfortably in excess of the preferred industry benchmark of 90.0%. The 2021/22 ratio is adversely impacted by the $8.0M abnormal expense noted earlier in this narrative.

Current Ratio

This indicator is a broadly used ratio in both the public and private sectors to focus on the liquidity (available working capital) of a business at a given point in time. This ratio indicates capacity to meet short term (current) financial obligations as calculated at a given point in time (generally at year end).

The preferred ratio for this indicator is a number greater than 1.00 to 1. This ratio is sometimes disclosed as a percentage value where the preferred value is greater than 100%.

Table 7 - Projected Current Ratio

21/22	22/23	23/24	24/25	25/26	26/27	27/28	28/29	29/30	30/31
●	●	●	●	●	●	●	●	●	●
1.14	1.15	1.05	1.10	1.06	1.09	1.11	1.12	1.07	1.06

Projections for the Current Ratio range from a low of 1.05 in 2023/24 to a high of 1.15 in year 2022/23. Over the life of the plan, the average value is 1.10. The ratio exceeds the benchmark in all the ten years. The ratio is balanced over the life of the plan to avoid excessive accumulation of cash whilst ensuring adequate ongoing investment in community infrastructure and services.

Asset Consumption Ratio

This ratio measures the condition of a local government's physical assets, by comparing their age with their replacement cost. The ratio highlights the aged condition of a local government's stock of physical assets. The benchmark standard for this ratio is between 50% and 75%.

Table 8 - Projected Asset Consumption Ratio

21/22	22/23	23/24	24/25	25/26	26/27	27/28	28/29	29/30	30/31
●	●	●	●	●	●	●	●	●	●
74.4%	75.0%	75.4%	75.9%	76.2%	76.5%	76.8%	77.0%	77.3%	77.6%

The indicated ratios in the plan suggest that the City's physical depreciable assets are being maintained to a level that is consistent with industry benchmarks. The proportions of upgrade versus renewal expenditures on major capital initiatives can cause some inconsistency in individual years - but the average of 76.2% across the ten years is a healthy indicator.

Asset Sustainability Ratio

This ratio indicates the extent to which the City's assets are being replaced as they reach the end of their economic life. The industry benchmark standard for this ratio is between 90% and 110%. This is an area for further focus as the City is generally close to; but does not exceed the industry standard.

Table 9 - Projected Asset Sustainability Ratio

21/22	22/23	23/24	24/25	25/26	26/27	27/28	28/29	29/30	30/31
●	●	●	●	●	●	●	●	●	●
91.1%	99.8%	91.9%	97.3%	96.1%	94.2%	93.8%	87.8%	85.7%	86.0%

Projected ratios for the Asset Sustainability Ratio range between 85.7% and 99.8% over the life of the plan and average 92.4%. The industry standard is a value of 90%. The ratio should not exceed 110% as a value greater than that upper limit suggests that assets may be being replaced too early. This plan indicates that the City will need to monitor the renewal spend in the later years – although some of the future capital project opportunities should have a small renewal component that will increase the calculated ratio.

Asset Renewal Funding Ratio
This ratio indicates the capacity of a local government to fund asset renewals as required to continue to deliver the existing service levels.

Table 10 - Projected Asset Renewal Funding Ratio

21/22	22/23	23/24	24/25	25/26	26/27	27/28	28/29	29/30	30/31
●	●	●	●	●	●	●	●	●	●
100.0%	100.0%	100.0%	100.0%	100.0%	100.0%	100.0%	100.0%	100.0%	100.0%

Projected ratios for the Asset Renewal Funding Ratio range show as 100% as the Asset Management Plan projections are setting the funding level for this plan. The basic standard for this indicator is a value of between 75% and 95%. The advanced standard for this indicator is a value of between 95% and 105%.

Based on this standard, the City is meeting the standard benchmark in all of the ten years covered by this Long Term Financial Plan if it fully delivers on the intent of this financial model.

6.8 Exclusions

The Long Term Financial Plan is built from known or anticipated financial and resourcing requirements informed by the Strategic Community Plan, Workforce Plan, Asset Management Plans and other informing strategies and financial models. As such, the plan represents realistic modelling of the likely funding opportunities and anticipated financial commitments.

However, the plan excludes possible extra-ordinary funding opportunities such as additional financial stimulus funding from the Commonwealth government via Infrastructure Australia or the proceeds of any future property transactions should the City take opportunities to rationalise its property portfolio. As the realisation of such opportunities cannot be pre-emptively assumed or modelled with confidence, they have not been included in the plan. In the event that such an opportunity does arise in future, the Long Term Financial Plan model can readily incorporate such inputs and re-model the outcomes accordingly.

7.0 Risk Analysis

Financial sustainability is recognised as a key strategic risk for the City of Perth. A major transformation initiative commenced in 2019/20 and is continuing to reposition our capital city's finances for a sustainable future. Ensuring the City's long term financial sustainability is the primary objective of this Long Term Financial Plan. To support the attainment of that objective, a risk analysis was undertaken as part of the financial modelling to support the development this Long Term Financial Plan.

Risks that may impact on a successful outcome have been classified into themes and are detailed below.

Risk Category: LTFP Model Fundamentals	Effectiveness ●
Risk Description: 1. Model assumptions and indexation factors may not be accurate. 2. Population growth and Rates growth projections may not be realised.	Risk Rating: 1. Low 2. Medium
Risk Mitigation Treatment: 1. Modelling parameters are guided by principles of prudence and conservatism and informed by known or reasonably expected index changes, Reserve Bank, WA Treasury Corporation, state government and industry indicators. They represent the best available information at the time of modelling. The plan is subject to ongoing review and modification to respond to changing economic conditions. 2. Population growth is aligned to projections supporting the Strategic Community Plan and rates growth is based on conservatively deflated rates returns from major commercial, residential buildings known to be the subject of active or proposed development applications or future development opportunity. Whilst certainty is greater in the first half of the ten year plan time horizon, the model is sufficiently fluid as to be able to be updated and remodelled as is appropriate.	

Risk Category: Funding Uncertainty & Cash Flow Management	Effectiveness ●
Risk Description: 3. Capital grant targets may not be achieved. 4. Parking revenue targets may not be fully realised. 5. Investment rates or borrowing rates may change. 6. Cash inflows may be slower than historical patterns in early years - Post Covid 19.	Risk Rating: 3. Low 4. Medium 5. Low 6. Medium
Risk Mitigation Treatment: 3. The capital grant targets are conservatively modelled and with a good strategy, a Community Infrastructure Plan (CIP), 'shovel ready projects' - and good relationships with government and other funding partners, the City should be able to secure the current targets. In the event that an external funding target was not met, the delivery program would be adjusted accordingly. All major CIP projects over a nominated threshold value, will (in future) have an individual funding plan. 4. Proactive and agile management of parking business assets and parking operations in line with the Parking Services Business Plan, should ensure that the business meets profitability expectations whilst balancing community and business imperatives. 5. Investment rates are already at historical lows so there is little potential downside to investment returns. With borrowing rates also at historical lows, and the City able to undertake fixed rate borrowings through WA Treasury, use of debt at this time is safe and entirely appropriate. 6. A detailed cash flow risk analysis reveals that the nature of local govt rates (secured against the property), property rental income, and most other revenues payable at time of transaction means that the revenue streams are essentially not at risk. Recent experience suggests that the timing of the cash inflows is unchanged from past years. The LTFP contains a comprehensive ten year Cash Flow Model that indicates that, with regular monitoring and proactive management, any deferred cashflow impacts continue to be manageable.	

Risk Category: Changing Community Priorities or Government Direction	Effectiveness ●
Risk Description: 7. Council strategic direction changes. 8. Community priorities shift. 9. State Government policy direction changes	Risk Rating: 7. Medium 8. Medium 9. Medium
Risk Mitigation Treatment: 7. The Long Term Financial Plan is a dynamic document and can be periodically reviewed and modified to respond to changing Council strategic priorities. 8. The Long Term Financial Plan recognises the likelihood of shifts in community priorities over the lifetime of the model. It is designed to be sufficiently fluid as to be able to be updated and remodelled as is appropriate when new or changed community priorities emerge. 9. It is also acknowledged that local government is subject to the impacts of state government policy changes and, hence, the financial model is created with an expectation of the need to review and adapt to respond to such policy changes.	
Risk Category: Organisational Capacity	Effectiveness ●
Risk Description: 10. Inability to successfully deliver the proposed capital program. 11. Inability to deliver the proposed breadth of services to the community	Risk Rating: 10. Medium 11. Low
Risk Mitigation Treatment: 10. The longer planning horizon of the Long Term Financial Plan provides greater certainty to proactively develop concepts & designs, consult the community and undertake other critical precursor activities and procurement activities, thereby maximising the project delivery and construction window. It also offers the opportunity for the City to be more scalable in responding to its programs by changing the balance between in-house and external delivery approaches. 11. Through the financial parameters of the Long Term Financial Plan persuasively influencing Service Plans and Workforce Plans, the City can adapt to changing service expectations by adjusting the scope and service levels of its service offerings. The Long Term Financial Plan can itself also adapt to changes coming via the Community Service Plan through regular review and updating as appropriate. This will provide timely visibility of potential future financial challenges.	

Overall, it is the capacity of the Long Term Financial Model to be reviewed and dynamically adapted to respond to changing community expectations, policy or community priorities that gives it value as an integrated planning tool.

As a bespoke creation tailored to the City of Perth's requirements, it provides an effective mechanism to respond to the potential risk issues acknowledged above.

8.0 Scenario Modelling

The development of this Long Term Financial Plan was an iterative process. Having established key variables, parameters and assumptions that have remained relatively constant across the various models; discretionary funding elements such as Reserve funds and borrowings have then been differentially modelled to create the optimum financial model. Proposed discretionary expenditures such as non-asset renewal capital projects or discretionary operating projects have been included within the specific years where there is capacity to accommodate them in a financially sustainable way. Where this has not been possible, the program is scaled up or down in different iterations of the model accordingly - and then certain projects were rescheduled for a different year.

In developing this financial model, the City has remained cognisant of how its proposed financial model impacts on the local government statutory key financial indicators. By calculating draft financial ratios for each of these indicators across the ten years of the plan, we then proactively identified and responded to years where the proposed financial model indicated an adverse trend or specific financial challenge.

Brief comment on the modelling scenarios is provided below.

8.1 Preferred Scenario

The Long Term Financial Plan as presented represents what is considered to be the optimal model to deliver a responsible and sustainable financial blueprint for the City for the next 10 years. The modelling parameters used are considered to realistically reflect current and anticipated economic conditions and the funding mix is considered to be the most appropriate with respect to community funding capacity, external funding opportunities and responsible use of cash reserves and borrowings. Reliance on rates as a funding source is modelled to remain as close as possible to an annual increment of no more than CPI - excluding growth from interim property growth.

8.2 Other Scenarios Modelled

The Long Term Financial Plan recognises that the City is currently finalising three significant and potentially transformational pieces of work that will impact the City's financial sustainability into the future. Expert independent consultants are working collaboratively with the City on a:

- Property Portfolio Review
- Parking Business Review
- Rates Methodology Review

As the findings of these reviews are received and considered by Council, the model will be revised and updated again to incorporate the anticipated financial impacts of the reviews.

The primary Long Term Financial Plan model reflecting the 2021/22 proposed budget as the base-year, realistically indexed and modified across the ten-year time horizon for known or anticipated factors, was then used as the basis for scenario modelling.

Sensitivity analysis was undertaken on that primary model to identify the impact of lesser revenue assumptions. This analysis resulted in an identified need to either significantly reduce discretionary operating projects, capital expenditures and / or asset renewal expenditures to produce a balanced budget model - or alternatively to consider reducing core service levels.

Without making such adjustments, the cumulative impact on the closing position (surplus) was a significant deficit over the ten years period covered by the plan. Informed by the alternative model scenarios, the focus then moved to the best potential outcome that would meet the City's strategic objectives in a sustainable way.

Accordingly, this Long Term Financial Plan is promoted as the preferred model.

9.0 Future Directions

The 2021/22 revision of the Long Term Financial Plan represents an important step in the City's financial transformation project and will play an essential role in re-positioning our capital city's finances for a sustainable future. It will be subject to continual refinement and will be regularly updated to reflect changing economic conditions and community priorities.

9.1 Continuous Improvement

The Long Term Financial Plan is subject to a continuous improvement approach. That is, feedback regarding the challenges and successes in accessing supporting information, compiling the model, reviewing the options and preparing the final Long Term Financial Plan will help to refine the process and allow the City to deliver even greater sophistication in its plans in future.

As certain information gaps identified in previous iterations of the plan, particularly in relation to some asset classes and the determination of renewal versus new and upgrade expenditure), are being addressed, the robustness of the Long Term Financial Plan is increased.

The City now has a more detailed understanding of our core service delivery and the relationship between resourcing levels, service levels and service scope - resulting from the improved ability to identify the true cost of services through the new financial system and chart of accounts. This enables us to re-balance the resource requirement versus community outcome equation, thereby ensuring that the community enjoys maximum value for money from our service delivery efforts.

The Long Term Financial Plan is to be reviewed annually by the administration to check alignment with actual performance and to identify any changed or emerging circumstances including strategic or community priorities. It will also be reviewed and updated in accordance with statutory obligations and community input and feedback to move it towards an industry best practice standard.

The financial schedules detailing the City's financial blueprint are presented in the attached document - City of Perth Long Term Financial Plan 2021/22 - 2030/31.

I commend the 2021/22 - 2030/31 Long Term Financial Plan to you.

Michael J Kent

Project Director Strategic Finance

Chief Financial Officer

City of Perth

Long Term Financial Plan

2021/22 - 2030/31

Financial Schedules

SUSTAINABLY PLANNING FOR OUR CAPITAL CITY'S FINANCIAL FUTURE

Strategic Financial Projections - Financial Summary

Financial Statement FS1

Details	Ref	2021/2022	2022/2023	2023/2024	2024/2025	2025/2026	2026/2027	2027/2028	2028/2029	2029/2030	2030/2031	10 Year Total
Operating Revenues Category												
Rates	N01	98,332,904	102,639,958	110,712,046	119,352,795	122,735,365	126,466,861	130,276,249	134,165,146	140,970,613	143,847,746	1,229,499,681
Parking Revenues	N02	61,785,590	62,403,446	62,403,446	62,403,446	63,027,480	63,027,480	63,027,480	63,027,480	63,657,755	63,657,755	628,421,359
Fees & Charges - Waste	N02	10,220,125	10,398,977	10,580,959	10,792,578	11,008,430	11,228,599	11,481,242	11,739,570	12,003,710	12,273,794	111,727,985
Fees & Charges - Other	N02	8,732,000	8,884,810	9,040,294	9,221,100	9,405,522	9,593,633	9,809,489	10,030,203	10,255,882	10,486,640	95,459,573
Operating Grant / Contributions - Services	N03	1,719,333	1,740,825	1,762,585	1,784,617	1,806,925	1,834,029	1,861,539	1,889,462	1,917,804	1,946,571	18,263,691
Operating Grant / Contributions - Projects	N03	1,148,378	500,000	500,000	500,000	500,000	500,000	500,000	750,000	750,000	750,000	6,398,378
Interest Revenue	N04	2,859,146	3,104,821	3,219,178	3,218,147	3,152,713	3,086,763	3,084,582	3,063,992	3,087,269	3,086,221	30,962,833
Fines & Associated Costs	N05	9,067,200	9,633,900	9,754,324	9,876,253	9,999,706	10,149,702	10,301,947	10,456,476	10,613,323	10,772,523	100,625,354
Other Revenues	N06	900,996	912,258	923,662	935,207	946,898	961,101	975,518	990,150	1,005,003	1,020,078	9,570,870
Profit on Disposal of Assets	N07	259,891	-	-	-	-	-	-	-	-	-	259,891
Sub Total - Operating Revenue		**195,025,563**	**200,218,995**	**208,896,495**	**218,084,144**	**222,583,039**	**226,848,167**	**231,318,047**	**236,112,479**	**244,261,360**	**247,841,328**	**2,231,189,615**
Operating Expenditure Category												
Employee Costs - Services	N08	(74,651,300)	(76,330,954)	(77,494,866)	(79,999,611)	(82,581,158)	(85,241,784)	(87,585,933)	(89,994,546)	(92,469,396)	(95,012,304)	(841,361,852)
Employee Costs - Projects (Est)	N08	(2,308,803)	(2,360,751)	(2,396,748)	(2,474,215)	(2,554,056)	(2,636,344)	(2,708,843)	(2,783,336)	(2,859,878)	(2,938,525)	(26,021,501)
Material & Contracts - Services	N09	(38,605,019)	(40,160,607)	(40,863,417)	(41,680,686)	(42,514,300)	(43,364,586)	(44,340,289)	(45,337,945)	(46,358,049)	(47,401,105)	(430,626,002)
Material & Contracts - Projects	N09	(16,130,998)	(16,292,308)	(16,495,962)	(16,743,401)	(16,994,552)	(17,249,471)	(17,508,213)	(17,770,836)	(18,126,253)	(18,488,778)	(171,800,770)
Utilities - Power & Water	N10	(3,562,146)	(3,624,484)	(3,706,034)	(3,798,685)	(3,893,652)	(3,990,994)	(4,100,746)	(4,213,517)	(4,329,388)	(4,448,446)	(39,668,093)
Insurances	N11	(1,264,278)	(1,286,403)	(1,315,347)	(1,348,231)	(1,381,936)	(1,416,485)	(1,455,438)	(1,495,463)	(1,536,588)	(1,578,844)	(14,079,012)
Interest Expense	N12	(226,587)	(6,402)	(112,727)	(210,036)	(189,084)	(167,650)	(220,659)	(263,269)	(226,793)	(189,375)	(1,812,582)
Other Expenses	N13	(3,682,958)	(3,747,410)	(3,812,989)	(4,264,249)	(4,342,034)	(4,421,375)	(4,512,418)	(4,605,510)	(4,700,697)	(4,798,025)	(42,887,666)
Non Cash - Depreciation	N14	(37,480,212)	(38,628,063)	(39,384,988)	(40,213,555)	(40,898,129)	(41,503,097)	(42,086,020)	(42,556,603)	(43,119,356)	(43,661,603)	(409,531,627)
Non Cash - Loss on Disposal		(2,269,425)	0	0	0	0	0	0	0	0	0	(2,269,425)
Parking Levy	N15	(17,485,756)	(17,485,756)	(17,485,756)	(17,485,756)	(17,660,614)	(17,660,614)	(17,660,614)	(17,660,614)	(17,660,614)	(17,660,614)	(175,906,705)
Provision for Abnormal Expenses	N23	(8,000,000)	0	0	0	0	0	0	0	0	0	(8,000,000)
Adjustment to Service Levels		0	0	(1,500,000)	(2,000,000)	(2,000,000)	(2,500,000)	(3,000,000)	(3,000,000)	(3,000,000)	(3,000,000)	(20,000,000)
Sub Total - Operating Expenditure		**(205,667,482)**	**(199,923,137)**	**(204,568,835)**	**(210,218,425)**	**(215,009,516)**	**(220,152,397)**	**(225,179,173)**	**(229,681,638)**	**(234,387,012)**	**(239,177,619)**	**(2,183,965,234)**
Add back Non Cash Items	N19	**39,489,746**	**38,628,063**	**39,384,988**	**40,213,555**	**40,898,129**	**41,503,097**	**42,086,020**	**42,556,603**	**43,119,356**	**43,661,603**	**411,541,161**
Total Cash Operating Expenditure		**(166,177,736)**	**(161,295,074)**	**(165,183,848)**	**(170,004,869)**	**(174,111,387)**	**(178,649,300)**	**(183,093,152)**	**(187,125,036)**	**(191,267,655)**	**(195,516,016)**	**(1,772,424,074)**
Capital Expenditure												
Asset Renewal - Infrastructure	SS4	(15,821,146)	(15,612,000)	(19,336,000)	(14,966,600)	(19,861,000)	(16,500,000)	(16,500,000)	(16,500,000)	(15,500,000)	(15,500,000)	(166,096,746)
Asset Renewal - Non Infrastructure	SS4	(9,446,500)	(15,537,000)	(11,664,000)	(15,533,400)	(8,852,500)	(12,000,000)	(13,500,000)	(13,500,000)	(14,000,000)	(14,000,000)	(128,033,400)
Major New / Upgrade Capital Projects	SS4	(23,380,000)	(36,983,000)	(27,110,000)	(30,443,000)	(27,550,000)	(28,250,000)	(25,000,000)	(22,500,000)	(22,500,000)	(25,000,000)	(268,716,000)
Discretionary Capital Expenditure	SS4	(230,000)	(535,000)	(1,290,000)	(1,180,000)	(2,736,500)	(750,000)	(2,500,000)	(2,500,000)	(6,000,000)	(3,500,000)	(21,221,500)
Total Capital Expenditure		**(48,877,646)**	**(68,667,000)**	**(59,400,000)**	**(62,123,000)**	**(59,000,000)**	**(57,500,000)**	**(57,500,000)**	**(55,000,000)**	**(58,000,000)**	**(58,000,000)**	**(584,067,646)**
Total Capital Grants & Contributions												
Grants for Acquisition of Assets	SS4	2,827,340	1,758,335	297,000	1,553,075	1,475,000	2,875,000	2,875,000	2,750,000	2,900,000	2,900,000	22,210,750
Non Operating Contributions	SS4	10,000,000	5,718,000	9,700,000	11,823,000	0	0	0	0	0	0	37,241,000
Sub Total - Capital Grants & Contributions		**12,827,340**	**7,476,335**	**9,997,000**	**13,376,075**	**1,475,000**	**2,875,000**	**2,875,000**	**2,750,000**	**2,900,000**	**2,900,000**	**59,451,750**
Net Funding Requirement (Before Reserves & Borrowings)		**(7,202,479)**	**(22,266,745)**	**(5,690,353)**	**(667,651)**	**(9,053,348)**	**(6,426,134)**	**(6,400,106)**	**(3,262,556)**	**(2,106,295)**	**(2,774,688)**	**(65,850,354)**

Strategic Financial Projections - Financial Summary

Financial Statement FS1

Details	Ref	2021/2022	2022/2023	2023/2024	2024/2025	2025/2026	2026/2027	2027/2028	2028/2029	2029/2030	2030/2031	10 Year Total
Adjust for Financing Transactions												
Movement in Cash Backed Reserves												
Transfers from Reserves	SS2	30,333,114	33,985,756	18,485,756	24,485,756	27,660,614	27,660,614	22,660,614	23,660,614	20,660,614	17,660,614	247,254,063
Transfers to Reserves	SS3 *	(41,039,146)	(11,418,446)	(24,745,729)	(21,205,229)	(19,099,537)	(18,992,523)	(18,946,672)	(18,381,498)	(18,859,259)	(13,811,742)	(206,499,781)
Net Reserve Transfers		**(10,706,032)**	**22,567,310**	**(6,259,973)**	**3,280,527**	**8,561,077**	**8,668,090**	**3,713,941**	**5,279,116**	**1,801,355**	**3,848,872**	**40,754,282**
Borrowing Activities												
Repayment of Borrowings	SS3	(3,840,860)	(705,434)	(447,854)	(911,128)	(932,080)	(953,513)	(1,191,228)	(1,439,341)	(1,475,817)	(1,513,235)	(13,410,489)
New Loan Funding	SS3	0	0	10,000,000	0	0	0	5,000,000	0	0	0	15,000,000
Net Borrowing Activities		**(3,840,860)**	**(705,434)**	**9,552,146**	**(911,128)**	**(932,080)**	**(953,513)**	**3,808,772**	**(1,439,341)**	**(1,475,817)**	**(1,513,235)**	**1,589,511**
Opening Balance		**26,588,730**	**4,839,359**	**4,434,490**	**2,036,309**	**3,738,058**	**2,313,707**	**3,602,150**	**4,724,758**	**5,301,977**	**3,521,220**	**26,588,730**
Projected Closing Balance	N21	**4,839,359**	**4,434,490**	**2,036,309**	**3,738,058**	**2,313,707**	**3,602,150**	**4,724,758**	**5,301,977**	**3,521,220**	**3,082,169**	**3,082,169**
Statistical Information												
Projected Reserves Balance		**117,211,416**	**94,644,106**	**100,904,080**	**97,623,553**	**89,062,476**	**80,394,385**	**76,680,444**	**71,401,328**	**69,599,974**	**65,751,102**	**65,751,102**
Projected Loan Borrowing Balance		**(705,434)**	**(0)**	**(9,552,146)**	**(8,641,018)**	**(7,708,939)**	**(6,755,425)**	**(10,564,198)**	**(9,124,857)**	**(7,649,040)**	**(6,135,806)**	**(6,135,806)**
Reserves less Loans Outstanding		**116,505,982**	**94,644,106**	**91,351,934**	**88,982,534**	**81,353,537**	**73,638,960**	**66,116,246**	**62,276,471**	**61,950,933**	**59,615,297**	**59,615,297**
Closing Balance as % of Operating Revenue		**2.48%**	**2.21%**	**0.97%**	**1.71%**	**1.04%**	**1.59%**	**2.04%**	**2.25%**	**1.44%**	**1.24%**	**1.70%**

Strategic Financial Projections - Income Statement

Financial Statement FS2

Details	Ref	2021/2022	2022/2023	2023/2024	2024/2025	2025/2026	2026/2027	2027/2028	2028/2029	2029/2030	2030/2031	10 Year Total
Operating Revenues Category												
Rates	N01	98,332,904	102,639,958	110,712,046	119,352,795	122,735,365	126,466,861	130,276,249	134,165,146	140,970,613	143,847,746	1,229,499,681
Parking Revenues	N02	61,785,590	62,403,446	62,403,446	62,403,446	63,027,480	63,027,480	63,027,480	63,027,480	63,657,755	63,657,755	628,421,359
Fees & Charges - Waste	N02	10,220,125	10,398,977	10,580,959	10,792,578	11,008,430	11,228,599	11,481,242	11,739,570	12,003,710	12,273,794	111,727,985
Fees & Charges - Other	N02	8,732,000	8,884,810	9,040,294	9,221,100	9,405,522	9,593,633	9,809,489	10,030,203	10,255,882	10,486,640	95,459,573
Operating Grant / Contributions - Services	N03	1,719,333	1,740,825	1,762,585	1,784,617	1,806,925	1,834,029	1,861,539	1,889,462	1,917,804	1,946,571	18,263,691
Operating Grant / Contributions - Projects	N03	1,148,378	500,000	500,000	500,000	500,000	500,000	500,000	750,000	750,000	750,000	6,398,378
Interest Revenue	N04	2,859,146	3,104,821	3,219,178	3,218,147	3,152,713	3,086,763	3,084,582	3,063,992	3,087,269	3,086,221	30,962,833
Fines & Associated Costs	N05	9,067,200	9,633,900	9,754,324	9,876,253	9,999,706	10,149,702	10,301,947	10,456,476	10,613,323	10,772,523	100,625,354
Other Revenues	N06	900,996	912,258	923,662	935,207	946,898	961,101	975,518	990,150	1,005,003	1,020,078	9,570,870
Profit on Disposal of Assets	N07	259,891	-	-	-	-	-	-	-	-	-	259,891
Sub Total - Operating Revenue		**195,025,563**	**200,218,995**	**208,896,495**	**218,084,144**	**222,583,039**	**226,848,167**	**231,318,047**	**236,112,479**	**244,261,360**	**247,841,328**	**2,231,189,615**
Operating Expenditure Category												
Employee Costs - Services	N08	(74,651,300)	(76,330,954)	(77,494,866)	(79,999,611)	(82,581,158)	(85,241,784)	(87,585,933)	(89,994,546)	(92,469,396)	(95,012,304)	(841,361,852)
Employee Costs - Projects	N08	(2,308,803)	(2,360,751)	(2,396,748)	(2,474,215)	(2,554,056)	(2,636,344)	(2,708,843)	(2,783,336)	(2,859,878)	(2,938,525)	(26,021,501)
Employee Costs - New		0	0	0	0	0	0	0	0	0	0	0
Material & Contracts - Services	N09	(38,605,019)	(40,160,607)	(40,863,417)	(41,680,686)	(42,514,300)	(43,364,586)	(44,340,289)	(45,337,945)	(46,358,049)	(47,401,105)	(430,626,002)
Material & Contracts - Projects	N09	(16,130,998)	(16,292,308)	(16,495,962)	(16,743,401)	(16,994,552)	(17,249,471)	(17,508,213)	(17,770,836)	(18,126,253)	(18,488,778)	(171,800,770)
Utilities - Power & Water	N10	(3,562,146)	(3,624,484)	(3,706,034)	(3,798,685)	(3,893,652)	(3,990,994)	(4,100,746)	(4,213,517)	(4,329,388)	(4,448,446)	(39,668,093)
Insurances	N11	(1,264,278)	(1,286,403)	(1,315,347)	(1,348,231)	(1,381,936)	(1,416,485)	(1,455,438)	(1,495,463)	(1,536,588)	(1,578,844)	(14,079,012)
Interest Expense	N12	(226,587)	(6,402)	(112,727)	(210,036)	(189,084)	(167,650)	(220,659)	(263,269)	(226,793)	(189,375)	(1,812,582)
Other Expenses	N13	(3,682,958)	(3,747,410)	(3,812,989)	(4,264,249)	(4,342,034)	(4,421,375)	(4,512,418)	(4,605,510)	(4,700,697)	(4,798,025)	(42,887,666)
Non Cash - Depreciation	N14	(37,480,212)	(38,628,063)	(39,384,988)	(40,213,555)	(40,898,129)	(41,503,097)	(42,086,020)	(42,556,603)	(43,119,356)	(43,661,603)	(409,531,627)
Non Cash - Loss on Disposal		(2,269,425)	0	0	0	0	0	0	0	0	0	(2,269,425)
Parking Levy	N15	(17,485,756)	(17,485,756)	(17,485,756)	(17,485,756)	(17,660,614)	(17,660,614)	(17,660,614)	(17,660,614)	(17,660,614)	(17,660,614)	(175,906,705)
Provision for Abnormal Expenses	N23	(8,000,000)	0	0	0	0	0	0	0	0	0	(8,000,000)
Adjustment to Service Levels		0	0	(1,500,000)	(2,000,000)	(2,000,000)	(2,500,000)	(3,000,000)	(3,000,000)	(3,000,000)	(3,000,000)	(20,000,000)
Sub Total - Operating Expenditure		**(205,667,482)**	**(199,923,137)**	**(204,568,835)**	**(210,218,425)**	**(215,009,516)**	**(220,152,397)**	**(225,179,173)**	**(229,681,638)**	**(234,387,012)**	**(239,177,619)**	**(2,183,965,234)**
Net Operating Result		**(10,641,919)**	**295,857**	**4,327,659**	**7,865,719**	**7,573,523**	**6,695,769**	**6,138,874**	**6,430,841**	**9,874,349**	**8,663,708**	**47,224,381**
Non Operating Items												
Grants for Acquisition of Assets	SS4	2,827,340	1,758,335	297,000	1,553,075	1,475,000	2,875,000	2,875,000	2,750,000	2,900,000	2,900,000	22,210,750
Capital Contributions	SS4	10,000,000	5,718,000	9,700,000	11,823,000	0	0	0	0	0	0	37,241,000
Sub Total		**12,827,340**	**7,476,335**	**9,997,000**	**13,376,075**	**1,475,000**	**2,875,000**	**2,875,000**	**2,750,000**	**2,900,000**	**2,900,000**	**59,451,750**
Net Result		**2,185,421**	**7,772,192**	**14,324,659**	**21,241,794**	**9,048,523**	**9,570,769**	**9,013,874**	**9,180,841**	**12,774,349**	**11,563,708**	**106,676,131**

Strategic Financial Projections - Cash Flow Statement

Financial Statement FS3

Details	Ref	2021/2022	2022/2023	2023/2024	2024/2025	2025/2026	2026/2027	2027/2028	2028/2029	2029/2030	2030/2031	10 Year Total
Cash Inflows from Operating Activities												
Rates	N01	98,082,904	102,914,958	110,562,046	119,552,795	122,785,365	126,291,861	130,401,249	134,240,146	140,895,613	143,772,746	1,229,499,681
Parking Revenues	N02	61,785,590	62,403,446	62,403,446	62,403,446	63,027,480	63,027,480	63,027,480	63,027,480	63,657,755	63,657,755	628,421,359
Fees & Charges	N02	18,552,125	19,483,787	19,671,253	20,088,679	20,388,952	20,872,231	21,325,731	21,749,773	22,294,593	22,760,434	207,187,558
Operating Grant / Contributions	N02	2,817,711	2,340,825	2,187,585	2,309,617	2,306,925	2,384,029	2,336,539	2,739,462	2,667,804	2,571,571	24,662,069
Interest Revenue	N03	3,109,146	2,894,821	3,269,178	3,243,147	3,097,713	3,056,763	3,059,582	3,063,992	3,122,269	3,046,221	30,962,833
Fines & Associated Costs	N03	8,867,200	9,733,900	9,704,324	9,926,253	9,949,706	10,174,702	10,376,947	10,456,476	10,658,323	10,777,523	100,625,354
Other Revenues	N04	850,996	887,258	948,662	910,207	966,898	941,101	1,010,518	1,010,150	980,003	1,065,078	9,570,870
Sub Total		**194,065,672**	**200,658,995**	**208,746,495**	**218,434,144**	**222,523,039**	**226,748,167**	**231,538,047**	**236,287,479**	**244,276,360**	**247,651,328**	**2,230,929,724**
Cash Outflows from Operating Activities												
Employee Costs	N08	(77,510,103)	(78,291,705)	(80,091,614)	(82,073,825)	(84,985,215)	(88,153,128)	(90,269,776)	(92,877,882)	(95,354,274)	(97,775,829)	(867,383,352)
Material & Contracts	N09	(54,086,017)	(56,877,915)	(57,159,379)	(58,599,087)	(59,558,852)	(60,389,056)	(61,963,501)	(63,163,781)	(64,599,301)	(66,029,883)	(602,426,772)
Utilities - Power & Water	N10	(3,747,146)	(3,599,484)	(3,811,034)	(3,733,685)	(3,838,652)	(4,040,994)	(4,025,746)	(4,153,517)	(4,294,388)	(4,423,446)	(39,668,093)
Insurances	N11	(1,264,278)	(1,286,403)	(1,315,347)	(1,348,231)	(1,381,936)	(1,416,485)	(1,455,438)	(1,495,463)	(1,536,588)	(1,578,844)	(14,079,012)
Interest Expense	N12	(226,587)	(6,402)	(112,727)	(210,036)	(189,084)	(167,650)	(220,659)	(263,269)	(226,793)	(189,375)	(1,812,582)
Other Expenses	N13	(3,707,958)	(3,722,410)	(3,837,989)	(4,229,249)	(4,352,034)	(4,446,375)	(4,522,418)	(4,570,510)	(4,680,697)	(4,818,025)	(42,887,666)
Parking Levy	N15	(17,485,756)	(17,485,756)	(17,485,756)	(17,485,756)	(17,660,614)	(17,660,614)	(17,660,614)	(17,660,614)	(17,660,614)	(17,660,614)	(175,906,705)
Provision for Abnormal Expenses	N23	(8,000,000)	0	0	0	0	0	0	0	0	0	(8,000,000)
LG Inquiry	N24	(4,275,000)	0	0	0	0	0	0	0	0	0	(4,275,000)
Adjustment to Service Levels		0	0	(1,500,000)	(2,000,000)	(2,000,000)	(2,500,000)	(3,000,000)	(3,000,000)	(3,000,000)	(3,000,000)	(20,000,000)
Sub Total		**(170,302,845)**	**(161,270,074)**	**(165,313,848)**	**(169,679,869)**	**(173,966,387)**	**(178,774,300)**	**(183,118,152)**	**(187,185,036)**	**(191,352,655)**	**(195,476,016)**	**(1,776,439,183)**
Net Cash Provided by Operating Activities		**23,762,827**	**39,388,920**	**43,432,647**	**48,754,274**	**48,556,652**	**47,973,866**	**48,419,894**	**49,102,444**	**52,923,705**	**52,175,312**	**454,490,542**
Cash Flows from Investing Activities												
Grants for Acquisition of Assets	SS4	2,827,340	1,758,335	297,000	1,553,075	1,475,000	2,875,000	2,875,000	2,750,000	2,900,000	2,900,000	22,210,750
Non Operating Contributions	SS4	10,000,000	5,718,000	9,700,000	11,823,000	-	-	-	-	-	-	37,241,000
Asset Renewal - Infrastructure	SS4	(15,821,146)	(15,612,000)	(19,336,000)	(14,966,600)	(19,861,000)	(16,500,000)	(16,500,000)	(16,500,000)	(15,500,000)	(15,500,000)	(166,096,746)
Asset Renewal - Non Infrastructure	SS4	(9,446,500)	(15,537,000)	(11,664,000)	(15,533,400)	(8,852,500)	(12,000,000)	(13,500,000)	(13,500,000)	(14,000,000)	(14,000,000)	(128,033,400)
Major New / Upgrade Capital Projects	SS4	(23,380,000)	(36,983,000)	(27,110,000)	(30,443,000)	(27,550,000)	(28,250,000)	(25,000,000)	(22,500,000)	(22,500,000)	(25,000,000)	(268,716,000)
Discretionary Capital Expenditure	SS4	(230,000)	(535,000)	(1,290,000)	(1,180,000)	(2,736,500)	(750,000)	(2,500,000)	(2,500,000)	(6,000,000)	(3,500,000)	(21,221,500)
Proceeds on Disposal of Assets	SS4	879,063										879,063
Net Cash from Investing Activities		**(35,171,243)**	**(61,190,665)**	**(49,403,000)**	**(48,746,925)**	**(57,525,000)**	**(54,625,000)**	**(54,625,000)**	**(52,250,000)**	**(55,100,000)**	**(55,100,000)**	**(523,736,833)**
Cash Flows from Financing Activities												
Transfers from Reserves	SS2	30,333,114	33,985,756	18,485,756	24,485,756	27,660,614	27,660,614	22,660,614	23,660,614	20,660,614	17,660,614	247,254,063
Transfers to Reserves	SS2	(41,039,146)	(11,418,446)	(24,745,729)	(21,205,229)	(19,099,537)	(18,992,523)	(18,946,672)	(18,381,498)	(18,859,259)	(13,811,742)	(206,499,781)
Repayment of Borrowings	SS3	(3,840,860)	(705,434)	(447,854)	(911,128)	(932,080)	(953,513)	(1,191,228)	(1,439,341)	(1,475,817)	(1,513,235)	(13,410,489)
Proceeds of New Loans	SS3	0	0	10,000,000	0	0	0	5,000,000	0	0	0	15,000,000
Net Cash from Financing Activities		**(14,546,892)**	**21,861,876**	**3,292,172**	**2,369,399**	**7,628,997**	**7,714,577**	**7,522,714**	**3,839,775**	**325,538**	**2,335,637**	**42,343,793**
Net Increase (Decrease) in Cash Held	N20	**(25,955,308)**	**60,131**	**(2,678,181)**	**2,376,749**	**(1,339,351)**	**1,063,443**	**1,317,608**	**692,219**	**(1,850,757)**	**(589,051)**	**(26,902,498)**
Cash at Beginning of the Year	FS5	**52,599,499**	**26,644,191**	**26,704,322**	**24,026,141**	**26,402,890**	**25,063,539**	**26,126,982**	**27,444,590**	**28,136,809**	**26,286,052**	**52,599,499**
Cash at End of the Year	FS5	**26,644,191**	**26,704,322**	**24,026,141**	**26,402,890**	**25,063,539**	**26,126,982**	**27,444,590**	**28,136,809**	**26,286,052**	**25,697,001**	**25,697,001**

(Excludes Restricted Cash)

Strategic Financial Projections - Rate Setting Statement

Financial Statement FS4

Details	Ref	2021/2022	2022/2023	2023/2024	2024/2025	2025/2026	2026/2027	2027/2028	2028/2029	2029/2030	2030/2031	10 Year Total
Operating Revenues - Excluding Rates												
Parking Revenues	N02	61,785,590	62,403,446	62,403,446	62,403,446	63,027,480	63,027,480	63,027,480	63,027,480	63,657,755	63,657,755	628,421,359
Fees & Charges	N02	18,952,125	19,283,787	19,621,253	20,013,679	20,413,952	20,822,231	21,290,731	21,769,773	22,259,593	22,760,434	207,187,558
Operating Grant / Contributions	N03	2,867,711	2,240,825	2,262,585	2,284,617	2,306,925	2,334,029	2,361,539	2,639,462	2,667,804	2,696,571	24,662,069
Interest Revenue	N04	2,859,146	3,104,821	3,219,178	3,218,147	3,152,713	3,086,763	3,084,582	3,063,992	3,087,269	3,086,221	30,962,833
Fines & Associated Costs	N05	9,067,200	9,633,900	9,754,324	9,876,253	9,999,706	10,149,702	10,301,947	10,456,476	10,613,323	10,772,523	100,625,354
Other Revenues	N06	900,996	912,258	923,662	935,207	946,898	961,101	975,518	990,150	1,005,003	1,020,078	9,570,870
Profit on Disposal of Assets	N07	259,891	-	-	-	-	-	-	-	-	-	259,891
Sub Total - Revenue Excluding Rates		**96,692,659**	**97,579,037**	**98,184,448**	**98,731,349**	**99,847,674**	**100,381,306**	**101,041,798**	**101,947,334**	**103,290,747**	**103,993,582**	**1,001,689,934**
Operating Expenditure Category												
Employee Costs	N08	(76,960,103)	(78,691,705)	(79,891,614)	(82,473,825)	(85,135,215)	(87,878,128)	(90,294,776)	(92,777,882)	(95,329,274)	(97,950,829)	(867,383,352)
Material & Contracts	N09	(54,736,017)	(56,452,915)	(57,359,379)	(58,424,087)	(59,508,852)	(60,614,056)	(61,848,501)	(63,108,781)	(64,484,301)	(65,889,883)	(602,426,772)
Utilities - Power & Water	N10	(3,562,146)	(3,624,484)	(3,706,034)	(3,798,685)	(3,893,652)	(3,990,994)	(4,100,746)	(4,213,517)	(4,329,388)	(4,448,446)	(39,668,093)
Insurances	N11	(1,264,278)	(1,286,403)	(1,315,347)	(1,348,231)	(1,381,936)	(1,416,485)	(1,455,438)	(1,495,463)	(1,536,588)	(1,578,844)	(14,079,012)
Interest Expense	N12	(226,587)	(6,402)	(112,727)	(210,036)	(189,084)	(167,650)	(220,659)	(263,269)	(226,793)	(189,375)	(1,812,582)
Other Expenses	N13	(3,682,958)	(3,747,410)	(3,812,989)	(4,264,249)	(4,342,034)	(4,421,375)	(4,512,418)	(4,605,510)	(4,700,697)	(4,798,025)	(42,887,666)
Non Cash - Depreciation & Loss on Sale	N14	(39,749,637)	(38,628,063)	(39,384,988)	(40,213,555)	(40,898,129)	(41,503,097)	(42,086,020)	(42,556,603)	(43,119,356)	(43,661,603)	(411,801,052)
Parking Levy	N15	(17,485,756)	(17,485,756)	(17,485,756)	(17,485,756)	(17,660,614)	(17,660,614)	(17,660,614)	(17,660,614)	(17,660,614)	(17,660,614)	(175,906,705)
Provision for Abnormal Expenses	N23	(8,000,000)	0	0	0	0	0	0	0	0	0	(8,000,000)
Adjustment to Service Levels		0	0	(1,500,000)	(2,000,000)	(2,000,000)	(2,500,000)	(3,000,000)	(3,000,000)	(3,000,000)	(3,000,000)	(20,000,000)
Sub Total - Operating Expenditure		**(205,667,482)**	**(199,923,137)**	**(204,568,835)**	**(210,218,425)**	**(215,009,516)**	**(220,152,397)**	**(225,179,173)**	**(229,681,638)**	**(234,387,012)**	**(239,177,619)**	**(2,183,965,234)**
Non Cash Items												
Depreciation on Assets	N19	37,480,212	38,628,063	39,384,988	40,213,555	40,898,129	41,503,097	42,086,020	42,556,603	43,119,356	43,661,603	409,531,627
(Profit) / Loss on Disposal of Assets		2,009,534	0	0	0	0	0	0	0	0	0	2,009,534
Sub Total - Non Cash Items added back		**39,489,746**	**38,628,063**	**39,384,988**	**40,213,555**	**40,898,129**	**41,503,097**	**42,086,020**	**42,556,603**	**43,119,356**	**43,661,603**	**411,541,161**
Non Operating Items												
Asset Renewal - Infrastructure	SS4	(15,821,146)	(15,612,000)	(19,336,000)	(14,966,600)	(19,861,000)	(16,500,000)	(16,500,000)	(16,500,000)	(15,500,000)	(15,500,000)	(166,096,746)
Asset Renewal - Non Infrastructure	SS4	(9,446,500)	(15,537,000)	(11,664,000)	(15,533,400)	(8,852,500)	(12,000,000)	(13,500,000)	(13,500,000)	(14,000,000)	(14,000,000)	(128,033,400)
Major New / Upgrade Capital Projects	SS4	(23,380,000)	(36,983,000)	(27,110,000)	(30,443,000)	(27,550,000)	(28,250,000)	(25,000,000)	(22,500,000)	(22,500,000)	(25,000,000)	(268,716,000)
Discretionary Capital Expenditure	SS4	(230,000)	(535,000)	(1,290,000)	(1,180,000)	(2,736,500)	(750,000)	(2,500,000)	(2,500,000)	(6,000,000)	(3,500,000)	(21,221,500)
Grants for Acquisition of Assets	SS4	2,827,340	1,758,335	297,000	1,553,075	1,475,000	2,875,000	2,875,000	2,750,000	2,900,000	2,900,000	22,210,750
Non Operating Contributions	SS4	10,000,000	5,718,000	9,700,000	11,823,000	0	0	0	0	0	0	37,241,000
Transfers from Reserves	SS2	30,333,114	33,985,756	18,485,756	24,485,756	27,660,614	27,660,614	22,660,614	23,660,614	20,660,614	17,660,614	247,254,063
Transfers to Reserves	SS2	(41,039,146)	(11,418,446)	(24,745,729)	(21,205,229)	(19,099,537)	(18,992,523)	(18,946,672)	(18,381,498)	(18,859,259)	(13,811,742)	(206,499,781)
Repayment of Borrowings	SS3	(3,840,860)	(705,434)	(447,854)	(911,128)	(932,080)	(953,513)	(1,191,228)	(1,439,341)	(1,475,817)	(1,513,235)	(13,410,489)
Proceeds of New Loans	SS3	0	0	10,000,000	0	0	0	5,000,000	0	0	0	15,000,000
Proceeds on Disposal of Assets		879,063	0	0	0	0	0	0	0	0	0	879,063
Sub Total Non Operating Items		**(49,718,135)**	**(39,328,789)**	**(46,110,828)**	**(46,377,526)**	**(49,896,003)**	**(46,910,423)**	**(47,102,286)**	**(48,410,225)**	**(54,774,462)**	**(52,764,363)**	**(481,393,040)**
Opening Balance	N21	**26,588,730**	**4,839,359**	**4,434,490**	**2,036,309**	**3,738,058**	**2,313,707**	**3,602,150**	**4,724,758**	**5,301,977**	**3,521,220**	**26,588,730**
Projected Closing Balance	FS6	**(5,718,422)**	**(4,434,490)**	**(2,036,309)**	**(3,738,058)**	**(2,313,707)**	**(3,602,150)**	**(4,724,758)**	**(5,301,977)**	**(3,521,220)**	**(3,082,169)**	**(3,082,169)**
Amount Required to be Raised from Rates	N22	**98,332,904**	**102,639,958**	**110,712,046**	**119,352,795**	**122,735,365**	**126,466,861**	**130,276,249**	**134,165,146**	**140,970,613**	**143,847,746**	**1,228,620,618**

Strategic Financial Projections - Balance Sheet

Financial Statement FS5

Details	Ref	2021/2022	2022/2023	2023/2024	2024/2025	2025/2026	2026/2027	2027/2028	2028/2029	2029/2030	2030/2031	Closing Balance
Current Assets												
Cash & Investments - Unrestricted	FS3	26,644,191	26,704,322	24,026,141	26,402,890	25,063,539	26,126,982	27,444,590	28,136,809	26,286,052	25,697,001	25,697,001
Investments - Restricted	SS2	117,628,342	95,061,032	101,321,006	98,040,479	89,479,402	80,811,311	77,097,370	71,818,254	70,016,900	66,168,028	66,168,028
Receivables - Rates	WS5	2,832,950	2,557,950	2,707,950	2,507,950	2,457,950	2,632,950	2,507,950	2,432,950	2,507,950	2,582,950	2,582,950
Receivables - Other	WS5	8,241,543	8,126,543	8,051,543	7,876,543	7,986,543	7,961,543	7,841,543	7,766,543	7,676,543	7,741,543	7,741,543
Inventories	WS5	851,968	826,968	776,968	826,968	801,968	776,968	791,968	771,968	761,968	751,968	751,968
Deposits & Prepayments	WS5	2,178,323	2,153,323	2,178,323	2,143,323	2,153,323	2,178,323	2,188,323	2,153,323	2,133,323	2,153,323	2,153,323
Prepaid Parking Levy	WS5	-	-	-	-	-	-	-	-	-	-	-
Sub Total - Current Assets		**158,377,317**	**135,430,138**	**139,061,931**	**137,798,153**	**127,942,725**	**120,488,078**	**117,871,744**	**113,079,848**	**109,382,736**	**105,094,813**	**105,094,813**
Non Current Assets												
Trade & Other Receivables	WS5	42,539	42,539	42,539	42,539	42,539	42,539	42,539	42,539	42,539	42,539	42,539
Financial Assets	WS5	2,548,969	2,548,969	2,548,969	2,548,969	2,548,969	2,548,969	2,548,969	2,548,969	2,548,969	2,548,969	2,548,969
Investments	WS5	9,999,514	9,999,514	9,999,514	9,999,514	9,999,514	9,999,514	9,999,514	9,999,514	9,999,514	9,999,514	9,999,514
Property, Plant & Equipment	WS5	735,468,177	731,921,816	724,909,313	721,220,383	712,046,967	703,716,338	697,579,091	691,194,318	688,513,537	683,047,533	683,047,533
Infrastructure	WS5	376,777,192	410,362,490	437,390,006	462,988,380	490,263,667	514,591,199	536,142,426	554,970,596	572,532,021	592,336,421	592,336,421
Work in Progress		46,955,059	46,955,059	46,955,059	46,955,059	46,955,059	46,955,059	46,955,059	46,955,059	46,955,059	46,955,059	46,955,059
Sub Total - Non Current Assets		**1,171,791,450**	**1,201,830,387**	**1,221,845,399**	**1,243,754,844**	**1,261,856,715**	**1,277,853,618**	**1,293,267,598**	**1,305,710,995**	**1,320,591,639**	**1,334,930,035**	**1,334,930,035**
Total Assets		**1,330,168,767**	**1,337,260,525**	**1,360,907,330**	**1,381,552,997**	**1,389,799,440**	**1,398,341,696**	**1,411,139,342**	**1,418,790,843**	**1,429,974,375**	**1,440,024,848**	**1,440,024,848**
Current Liabilities												
Trade & Other Payables	WS5	18,557,520	18,132,520	18,177,520	18,117,520	18,097,520	18,247,520	18,222,520	18,207,520	18,117,520	17,992,520	17,992,520
Accrued Expenses	WS5	1,850,000	2,050,000	2,150,000	2,400,000	2,450,000	2,375,000	2,250,000	2,300,000	2,425,000	2,500,000	2,500,000
Loan Borrowings	SS3	705,434	-	911,128	932,080	953,513	1,191,228	1,439,341	1,475,817	1,513,235	1,551,620	1,551,620
Income in Advance	WS5	2,249,737	2,299,737	2,224,737	2,199,737	2,199,737	2,249,737	2,224,737	2,249,737	2,249,737	2,199,737	2,199,737
Provisions		537,829	537,829	537,829	537,829	537,829	537,829	537,829	537,829	537,829	537,829	537,829
Employee Entitlements	WS5	12,373,296	12,573,296	12,273,296	12,423,296	12,523,296	12,323,296	12,473,296	12,323,296	12,173,296	12,273,296	12,273,296
Sub Total - Current Liabilities		**36,273,816**	**35,593,382**	**36,274,510**	**36,610,462**	**36,761,895**	**36,924,610**	**37,147,723**	**37,094,199**	**37,016,617**	**37,055,002**	**37,055,002**
Non Current Liabilities												
Employee Benefits	WS5	1,971,198	1,971,198	1,971,198	1,971,198	1,971,198	1,971,198	1,971,198	1,971,198	1,971,198	1,971,198	1,971,198
Loan Borrowings	SS3	0	0	8,641,018	7,708,939	6,755,425	5,564,198	9,124,857	7,649,040	6,135,806	4,584,185	4,584,185
Sub Total - Non Current Liabilities		**1,971,198**	**1,971,198**	**10,612,216**	**9,680,137**	**8,726,623**	**7,535,396**	**11,096,055**	**9,620,238**	**8,107,004**	**6,555,383**	**6,555,383**
Total Liabilities		**38,245,014.28**	**37,564,580.00**	**46,886,725.88**	**46,290,598.27**	**45,488,518.66**	**44,460,005.25**	**48,243,777.66**	**46,714,437.08**	**45,123,620.48**	**43,610,385.58**	**43,610,386**
Net Assets		**1,291,923,753**	**1,299,695,945**	**1,314,020,604**	**1,335,262,398**	**1,344,310,922**	**1,353,881,691**	**1,362,895,565**	**1,372,076,406**	**1,384,850,754**	**1,396,414,463**	**1,396,414,463**
Equity												
Retained Surplus	FS6	741,128,980	771,468,482	779,533,168	804,055,489	821,665,089	839,903,949	852,631,764	867,091,721	881,667,424	897,080,004	897,080,004
Cash Backed Reserves	FS6	117,211,416	94,644,106	100,904,080	97,623,553	89,062,476	80,394,385	76,680,444	71,401,328	69,599,974	65,751,102	65,751,102
Asset Revaluation Reserves	FS6	433,583,356	433,583,356	433,583,356	433,583,356	433,583,356	433,583,356	433,583,356	433,583,356	433,583,356	433,583,356	433,583,356
Total Equity		**1,291,923,753**	**1,299,695,944**	**1,314,020,604**	**1,335,262,398**	**1,344,310,921**	**1,353,881,690**	**1,362,895,564**	**1,372,076,405**	**1,384,850,754**	**1,396,414,462**	**1,396,414,462**

Strategic Financial Projections - Statement of Changes in Equity

Financial Statement FS6

Details	Ref	2021/2022	2022/2023	2023/2024	2024/2025	2025/2026	2026/2027	2027/2028	2028/2029	2029/2030	2030/2031	Closing Balance
Equity												
Retained Surplus												
Balance as at 1 July		749,649,591	741,128,980	771,468,482	779,533,168	804,055,489	821,665,089	839,903,949	852,631,764	867,091,721	881,667,424	881,667,424
Correction to Prior Year Opening Balance		0	0	0	0	0	0	0	0	0	0	0
Net Transfers (To) / From Reserves	SS2	(10,706,032)	22,567,310	(6,259,973)	3,280,527	8,561,077	8,668,090	3,713,941	5,279,116	1,801,355	3,848,872	3,848,872
Net Operating Result	FS2	2,185,421	7,772,192	14,324,659	21,241,794	9,048,523	9,570,769	9,013,874	9,180,841	12,774,349	11,563,708	11,563,708
Balance at 30 June		**741,128,980**	**771,468,482**	**779,533,168**	**804,055,489**	**821,665,089**	**839,903,949**	**852,631,764**	**867,091,721**	**881,667,424**	**897,080,004**	**897,080,004**
Cash Backed Reserves												
Balance as at 1 July		106,505,384	117,211,416	94,644,106	100,904,080	97,623,553	89,062,476	80,394,385	76,680,444	71,401,328	69,599,974	69,599,974
Net Transfers (To) / From Retained Surplus	SS2	10,706,032	(22,567,310)	6,259,973	(3,280,527)	(8,561,077)	(8,668,090)	(3,713,941)	(5,279,116)	(1,801,355)	(3,848,872)	(3,848,872)
Balance at 30 June		**117,211,416**	**94,644,106**	**100,904,080**	**97,623,553**	**89,062,476**	**80,394,385**	**76,680,444**	**71,401,328**	**69,599,974**	**65,751,102**	**65,751,102**
Asset Revaluation Reserves												
Balance as at 1 July		433,583,356	433,583,356	433,583,356	433,583,356	433,583,356	433,583,356	433,583,356	433,583,356	433,583,356	433,583,356	433,583,356
Total Other Comprehensive Income	FS2	0	0	0	0	0	0	0	0	0	0	0
Movement on Disposal of Revalued Asset		0	0	0	0	0	0	0	0	0	0	0
Balance at 30 June		**433,583,356**	**433,583,356**	**433,583,356**	**433,583,356**	**433,583,356**	**433,583,356**	**433,583,356**	**433,583,356**	**433,583,356**	**433,583,356**	**433,583,356**
Total Equity		**1,291,923,753**	**1,299,695,944**	**1,314,020,604**	**1,335,262,398**	**1,344,310,921**	**1,353,881,690**	**1,362,895,564**	**1,372,076,405**	**1,384,850,754**	**1,396,414,462**	**1,396,414,462**
Calculation of Net Closing Position												
Net Current Assets	FS5	122,103,501	99,836,756	102,787,421	101,187,691	91,180,830	83,563,468	80,724,022	75,985,649	72,366,119	68,039,811	68,039,811
Add back:												
Current Loan Repayments	SS3	705,434	0	911,128	932,080	953,513	1,191,228	1,439,341	1,475,817	1,513,235	1,551,620	1,551,620
Less Restricted Assets												
Restricted Assets	SS2	(117,211,416)	(94,644,106)	(100,904,080)	(97,623,553)	(89,062,476)	(80,394,385)	(76,680,444)	(71,401,328)	(69,599,974)	(65,751,102)	(65,751,102)
Adjusted Closing Position		**5,597,519**	**5,192,650**	**2,794,469**	**4,496,218**	**3,071,867**	**4,360,310**	**5,482,918**	**6,060,137**	**4,279,380**	**3,840,329**	**3,840,329**
(Opening Position for next year)												

Strategic Financial Projections - Financial Ratios

Supporting Schedule SS1

Details	Ref	2021/2022	2022/2023	2023/2024	2024/2025	2025/2026	2026/2027	2027/2028	2028/2029	2029/2030	2030/2031	10 Year Average
Sustainability Ratios												
Operating Surplus Ratio												
Benchmark standard is between 0 and 5%	FS2	(6.4%)	(1.0%)	1.1%	2.8%	2.4%	2.0%	1.7%	1.7%	3.1%	2.5%	1.0%
Ratio Calculations												
(Operating Revenue - Grants for Assets)		192,157,852	197,978,170	206,633,910	215,799,526	220,276,114	224,514,138	228,956,507	233,473,017	241,593,556	245,144,756	220,652,755
(Operating Expense)		203,398,057	199,923,137	204,568,835	210,218,425	215,009,516	220,152,397	225,179,173	229,681,638	234,387,012	239,177,619	218,169,581
(Operating Revenue - Capital & Op Grants)		176,462,801	188,261,010	194,374,325	200,138,834	216,494,189	219,305,109	223,719,968	228,083,555	236,025,752	239,548,185	212,241,373
Own Source Revenue Ratio												
Benchmark standard is 90% or more		90.0%	94.2%	95.0%	95.2%	100.7%	99.6%	99.4%	99.3%	100.7%	100.2%	97.4%
Ratio Calculations												
Own Source Revenue		176,462,801	188,261,010	194,374,325	200,138,834	216,494,189	219,305,109	223,719,968	228,083,555	236,025,752	239,548,185	212,241,373
Adjusted Operating Expense		205,667,482	199,923,137	204,568,835	210,218,425	215,009,516	220,152,397	225,179,173	229,681,638	234,387,012	239,177,619	218,396,523
Debt Service Ratio												
Benchmark standard is more than 5.0 times	FS2	3.86	41.04	56.12	28.93	39.87	38.35	30.46	25.62	27.86	27.46	31.96
Ratio Calculations												
(Operating Revenue - Grants for Assets)		179,330,512	190,501,835	196,636,910	202,423,451	218,801,114	221,639,138	226,081,507	230,723,017	238,693,556	242,244,756	214,707,580
Net Operating Expense (exc Depreciation)		163,648,420	161,295,074	165,183,848	170,004,869	174,111,387	178,649,300	183,093,152	187,125,036	191,267,655	195,516,016	176,989,476
Op Surplus before Net Interest & Depreciation		15,682,092	29,206,761	31,453,062	32,418,582	44,689,727	42,989,837	42,988,355	43,597,981	47,425,901	46,728,740	37,718,104
Loan Principal & Interest Expense		4,067,447	711,836	560,582	1,121,163	1,121,163	1,121,163	1,411,887	1,702,610	1,702,610	1,702,610	1,522,307
Gross Debt to Operating Revenue Ratio												
Benchmark standard is less than 20%	FS1	0.4%	0.0%	4.9%	4.3%	3.6%	3.1%	4.7%	4.0%	3.2%	2.6%	3.1%
Ratio Calculations												
Gross Debt - Excluding Self Supporting Loans		705,434	0	9,552,146	8,641,018	7,708,939	6,755,425	10,564,198	9,124,857	7,649,040	6,135,806	6,683,686
Available Operating Revenue		176,202,910	188,261,010	194,374,325	200,138,834	216,494,189	219,305,109	223,719,968	228,083,555	236,025,752	239,548,185	212,215,384
Rates Increase Ratio	FS2											
City target is less than CPI plus 0.5% per annum		0.24%	1.19%	1.62%	1.64%	1.73%	1.97%	1.97%	1.97%	2.17%	2.00%	1.65%
Ratio Calculations												
Target Ratio		1.75%	2.25%	2.25%	2.50%	2.50%	2.50%	2.75%	2.75%	2.75%	2.75%	2.48%
Actual Rates Yield Increase - Exc Interims		0.24%	1.19%	1.62%	1.64%	1.73%	1.97%	1.97%	1.97%	2.17%	2.00%	1.65%
Current Ratio												
Benchmark standard is more than 1.0	FS5	1.14	1.15	1.05	1.10	1.06	1.09	1.11	1.12	1.07	1.06	1.10
Ratio Calculations												
Current Assets adjusted for Restricted Assets		41,165,901	40,786,032	38,157,851	40,174,600	38,880,249	40,093,692	41,191,300	41,678,519	39,782,762	39,343,711	40,125,462
Current Liabilities adjusted for Restricted Items		36,273,816	35,593,382	36,274,510	36,610,462	36,761,895	36,924,610	37,147,723	37,094,199	37,016,617	37,055,002	36,675,221

Strategic Financial Projections - Financial Ratios

Supporting Schedule SS1

Details	Ref	2021/2022	2022/2023	2023/2024	2024/2025	2025/2026	2026/2027	2027/2028	2028/2029	2029/2030	2030/2031	10 Year Average
Asset Consumption Ratio	FS5											
Benchmark standard is between 50% and 75%		74.4%	75.0%	75.4%	75.9%	76.2%	76.5%	76.8%	77.0%	77.3%	77.6%	76.2%
Ratio Calculations												
Depreciated Replace Value of Deprec Assets		797,245,369	827,284,306	847,299,318	869,208,763	887,310,634	903,307,537	918,721,517	931,164,914	946,045,558	960,383,954	888,797,187
Current Replace Cost of Depreciable Assets		1,071,959,961	1,102,602,667	1,123,015,822	1,145,361,093	1,163,823,050	1,180,138,166	1,195,858,764	1,208,549,687	1,223,726,339	1,238,349,958	1,165,338,551
Asset Sustainability Ratio	FS5											
Benchmark standard is between 90% and 110%		91.1%	99.8%	91.9%	97.3%	96.1%	94.2%	93.8%	87.8%	85.7%	86.0%	92.4%
Ratio Calculations												
Capital Renewal & Replace - Existing Assets		31,519,646	36,036,750	34,188,500	36,912,000	37,251,000	37,137,500	37,500,000	35,625,000	35,125,000	35,750,000	35,704,540
Depreciation - Existing Assets		34,617,773	36,125,854	37,220,466	37,949,808	38,748,183	39,407,811	39,990,734	40,552,416	41,005,850	41,548,097	38,716,699
Asset Renewal Funding Ratio												
Benchmark standard is between 75% and 90%		100.0%	100.0%	100.0%	100.0%	100.0%	100.0%	100.0%	100.0%	100.0%	100.0%	100.0%
Ratio Calculations												
NPV of Planned Capital Renewals		30,901,861	34,638,524	32,215,824	34,099,306	33,738,231	32,978,100	32,647,500	30,405,938	29,392,600	29,325,725	32,034,361
NPV of Required Capital Renewals		30,901,861	34,638,524	32,215,824	34,099,306	33,738,231	32,978,100	32,647,500	30,405,938	29,392,600	29,325,725	32,034,361

Ratio Names	Raw Ratios - 10 Yr Average
Current Ratio	1.10
Asset Consumption Ratio	0.76
Asset Renewal Ratio	1.00
Asset Sustainability Ratio	0.92
Debt Service Coverage Ratio	31.96
Operating Surplus Ratio	0.01
Own Source Revenue Ratio	0.97

Ratio Names	Standardised Scores (0 - 10)
Current Ratio	7.43
Asset Consumption Ratio	10.00
Asset Renewal Ratio	9.14
Asset Sustainability Ratio	7.24
Debt Service Coverage Ratio	10.00
Operating Surplus Ratio	6.91
Own Source Revenue Ratio	10.00

Calculated Financial Health Indicator (FHI) **84.00**

A FHI of greater than 70 is required to indicate sound financial management

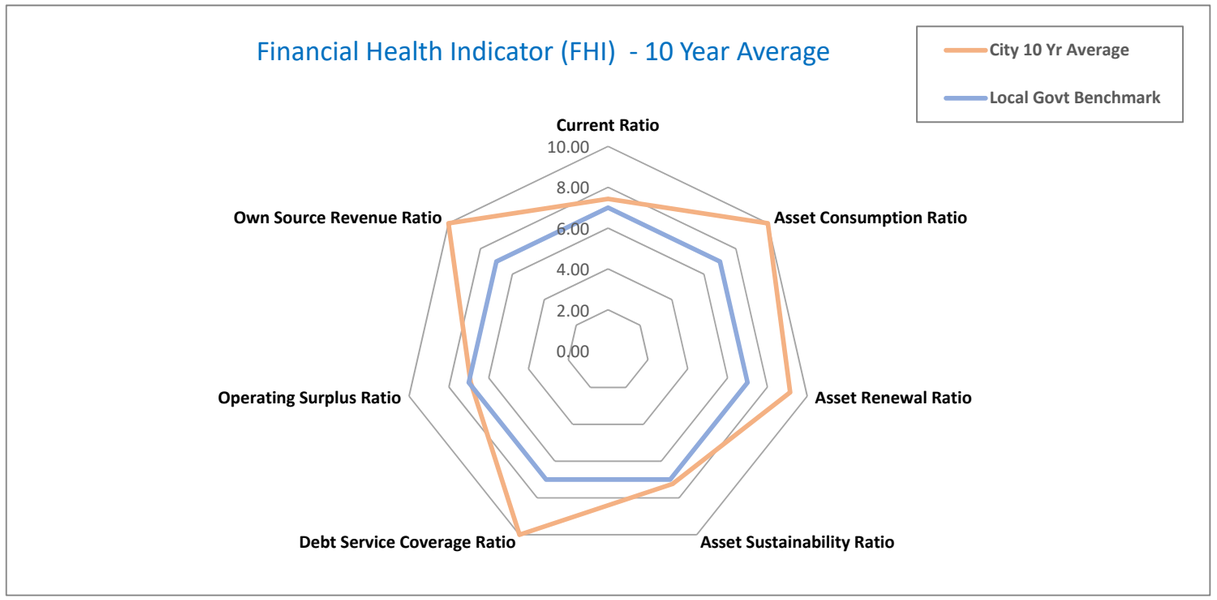

Strategic Financial Projections - Reserve Funds

Supporting Schedule SS2

Details	Ref	2021/2022	2022/2023	2023/2024	2024/2025	2025/2026	2026/2027	2027/2028	2028/2029	2029/2030	2030/2031	10 Year Total
Asset Acquisition & Renewal												
Asset Enhancement Reserve												
Opening Balance		22,685,450	23,096,934	13,260,645	13,426,403	8,531,733	8,638,380	8,746,360	8,855,689	8,966,386	9,078,465	**22,685,450**
Transfers to Reserve		0	0	0	0	0	0	0	0	0	0	**0**
Interest Revenue		411,484	163,712	165,758	105,330	106,647	107,980	109,329	110,696	112,080	113,481	**1,506,496**
Transfers from Reserve		0	(10,000,000)	0	(5,000,000)	0	0	0	0	0	0	**(15,000,000)**
Closing Balance	FS1	23,096,934	13,260,645	13,426,403	8,531,733	8,638,380	8,746,360	8,855,689	8,966,386	9,078,465	9,191,946	**9,191,946**
Major Infrastructure Projects Reserve												
Opening Balance		16,463,515	24,496,764	24,802,973	25,113,011	23,401,923	18,631,947	8,739,847	3,786,595	3,833,927	3,881,851	**16,463,515**
Transfers to Reserve		20,000,000	0	0	0	0	0	0	0	0	0	**20,000,000**
Interest Revenue		233,249	306,210	310,037	288,913	230,024	107,899	46,748	47,332	47,924	48,523	**1,666,859**
Transfers from Reserve		(12,200,000)	0	0	(2,000,000)	(5,000,000)	(10,000,000)	(5,000,000)	0	0	0	**(34,200,000)**
Closing Balance	FS1	24,496,764	24,802,973	25,113,011	23,401,923	18,631,947	8,739,847	3,786,595	3,833,927	3,881,851	3,930,374	**3,930,374**
Provisional Capital Program Reserve												
Opening Balance		1,254,109	3,754,109	3,801,036	3,848,549	3,896,656	3,945,364	3,994,681	4,044,614	4,095,172	4,146,362	**1,254,109**
Transfers to Reserve		2,500,000	0	0	0	0	0	0	0	0	0	**2,500,000**
Interest Revenue		0	46,926	47,513	48,107	48,708	49,317	49,934	50,558	51,190	51,830	**444,082**
Transfers from Reserve		0	0	0	0	0	0	0	0	0	0	**0**
Closing Balance	FS1	3,754,109	3,801,036	3,848,549	3,896,656	3,945,364	3,994,681	4,044,614	4,095,172	4,146,362	4,198,191	**4,198,191**
Council House Refurbishment Reserve												
Opening Balance		1,245,646	4,245,810	4,298,883	4,352,619	4,407,026	4,462,114	4,517,891	4,574,364	4,631,544	4,689,438	**1,245,646**
Transfers to Reserve		3,000,000	0	0	0	0	0	0	0	0	0	**3,000,000**
Interest Revenue		164	53,073	53,736	54,408	55,088	55,776	56,474	57,180	57,894	58,618	**502,410**
Transfers from Reserve		0	0	0	0	0	0	0	0	0	0	**0**
Closing Balance	FS1	4,245,810	4,298,883	4,352,619	4,407,026	4,462,114	4,517,891	4,574,364	4,631,544	4,689,438	4,748,056	**4,748,056**
Concert Hall Reserve												
Opening Balance		6,833,553	6,883,282	388,073	392,924	397,836	402,809	407,844	412,942	418,104	423,330	**6,833,553**
Transfers to Reserve		0	0	0	0	0	0	0	0	0	0	**0**
Interest Revenue		49,729	4,791	4,851	4,912	4,973	5,035	5,098	5,162	5,226	5,292	**95,069**
Transfers from Reserve		0	(6,500,000)	0	0	0	0	0	0	0	0	**(6,500,000)**
Closing Balance	FS1	6,883,282	388,073	392,924	397,836	402,809	407,844	412,942	418,104	423,330	428,622	**428,622**
David Jones Bridge Reserve												
Opening Balance		400,155	407,456	412,549	417,706	422,928	428,214	433,567	438,987	444,474	450,030	**400,155**
Transfers to Reserve		0	0	0	0	0	0	0	0	0	0	**0**
Interest Revenue		7,301	5,093	5,157	5,221	5,287	5,353	5,420	5,487	5,556	5,625	**55,500**
Transfers from Reserve		0	0	0	0	0	0	0	0	0	0	**0**
Closing Balance	FS1	407,456	412,549	417,706	422,928	428,214	433,567	438,987	444,474	450,030	455,655	**455,655**

Strategic Financial Projections - Reserve Funds

Supporting Schedule SS2

Details	Ref	2021/2022	2022/2023	2023/2024	2024/2025	2025/2026	2026/2027	2027/2028	2028/2029	2029/2030	2030/2031	10 Year Total
Art Acquisition Reserve												
Opening Balance		352,208	358,630	363,113	367,652	372,248	376,901	381,612	386,382	391,212	396,102	**352,208**
Transfers to Reserve		0	0	0	0	0	0	0	0	0	0	**0**
Interest Revenue		6,422	4,483	4,539	4,596	4,653	4,711	4,770	4,830	4,890	4,951	**48,846**
Transfers from Reserve		0	0	0	0	0	0	0	0	0	0	**0**
Closing Balance	FS1	358,630	363,113	367,652	372,248	376,901	381,612	386,382	391,212	396,102	401,054	**401,054**
Public Art Reserve												
Opening Balance		7,989	9,912	263,161	519,575	779,195	1,042,060	1,308,210	1,577,688	1,850,534	2,126,791	**7,989**
Transfers to Reserve		0	250,000	250,000	250,000	250,000	250,000	250,000	250,000	250,000	250,000	**2,250,000**
Interest Revenue		1,923	3,249	6,415	9,620	12,865	16,151	19,478	22,846	26,257	29,710	**148,512**
Transfers from Reserve		0	0	0	0	0	0	0	0	0	0	**0**
Closing Balance	FS1	9,912	263,161	519,575	779,195	1,042,060	1,308,210	1,577,688	1,850,534	2,126,791	2,406,501	**2,406,501**
Strategic Reserves												
Enterprise & Innovation Reserve												
Opening Balance		8,882,681	14,001,340	14,176,357	14,353,561	14,532,981	9,652,143	9,772,795	9,894,955	4,956,141	1,980,593	**8,882,681**
Transfers to Reserve		5,000,000	0	0	0	0	0	0	0	0	0	**5,000,000**
Interest Revenue		118,659	175,017	177,204	179,420	119,162	120,652	122,160	61,187	24,452	24,757	**1,122,670**
Transfers from Reserve		0	0	0	0	(5,000,000)	0	0	(5,000,000)	(3,000,000)	0	**(13,000,000)**
Closing Balance	FS1	14,001,340	14,176,357	14,353,561	14,532,981	9,652,143	9,772,795	9,894,955	4,956,141	1,980,593	2,005,351	**2,005,351**
Organisational Reform Reserve												
Opening Balance		667,836	747,430	756,773	766,232	775,810	785,508	795,327	805,268	815,334	825,526	**667,836**
Transfers to Reserve		0	0	0	0	0	0	0	0	0	0	**0**
Interest Revenue		79,594	9,343	9,460	9,578	9,698	9,819	9,942	10,066	10,192	10,319	**168,009**
Transfers from Reserve		0	0	0	0	0	0	0	0	0	0	**0**
Closing Balance	FS1	747,430	756,773	766,232	775,810	785,508	795,327	805,268	815,334	825,526	835,845	**835,845**
Technology Upgrade Reserve												
Opening Balance		2,776,865	2,801,591	2,836,611	3,884,568	3,933,125	3,982,289	4,032,068	4,082,469	3,121,000	3,160,012	**2,776,865**
Transfers to Reserve		0	0	2,000,000	0	0	0	0	0	0	0	**2,000,000**
Interest Revenue		24,726	35,020	47,958	48,557	49,164	49,779	50,401	38,531	39,012	39,500	**422,647**
Transfers from Reserve		0	0	(1,000,000)	0	0	0	0	(1,000,000)	0	0	**(2,000,000)**
Closing Balance	FS1	2,801,591	2,836,611	3,884,568	3,933,125	3,982,289	4,032,068	4,082,469	3,121,000	3,160,012	3,199,512	**3,199,512**
Strategic Property Reserve												
Opening Balance		3,000,766	7,000,766	7,088,276	9,201,879	9,316,903	9,433,364	9,551,281	9,670,672	9,791,555	9,913,950	**3,000,766**
Transfers to Reserve		4,000,000	0	2,000,000	0	0	0	0	0	0	0	**6,000,000**
Interest Revenue		0	87,510	113,603	115,023	116,461	117,917	119,391	120,883	122,394	123,924	**1,037,108**
Transfers from Reserve		0	0	0	0	0	0	0	0	0	0	**0**
Closing Balance	FS1	7,000,766	7,088,276	9,201,879	9,316,903	9,433,364	9,551,281	9,670,672	9,791,555	9,913,950	10,037,874	**10,037,874**

Strategic Financial Projections - Reserve Funds

Supporting Schedule SS2

Details	Ref	2021/2022	2022/2023	2023/2024	2024/2025	2025/2026	2026/2027	2027/2028	2028/2029	2029/2030	2030/2031	10 Year Total
Parking Related Reserves												
Parking Levy Reserve												
Opening Balance		22,464,636	12,875,982	2,926,354	2,977,355	3,028,994	2,904,235	2,777,917	2,650,020	2,014,274	1,876,831	**22,464,636**
Transfers to Reserve		0	7,500,000	17,500,000	17,500,000	17,500,000	17,500,000	17,500,000	17,000,000	17,500,000	12,500,000	**142,000,000**
Interest Revenue		411,346	36,128	36,757	37,395	35,855	34,295	32,716	24,868	23,171	(41,047)	**631,484**
Transfers from Reserve		(10,000,000)	(17,485,756)	(17,485,756)	(17,485,756)	(17,660,614)	(17,660,614)	(17,660,614)	(17,660,614)	(17,660,614)	(17,660,614)	**(168,420,949)**
Closing Balance	FS1	12,875,982	2,926,354	2,977,355	3,028,994	2,904,235	2,777,917	2,650,020	2,014,274	1,876,831	(3,324,830)	**(3,324,830)**
Parking Facilities Reserve												
Opening Balance		8,814,836	9,973,865	10,098,538	10,224,770	10,352,580	10,481,987	10,613,012	10,745,674	10,879,995	11,015,995	**8,814,836**
Transfers to Reserve		1,000,000	0	0	0	0	0	0	0	0	0	**1,000,000**
Interest Revenue		159,029	124,673	126,232	127,810	129,407	131,025	132,663	134,321	136,000	137,700	**1,338,859**
Transfers from Reserve		0	0	0	0	0	0	0	0	0	0	**0**
Closing Balance	FS1	9,973,865	10,098,538	10,224,770	10,352,580	10,481,987	10,613,012	10,745,674	10,879,995	11,015,995	11,153,695	**11,153,695**
Waste Management Reserves												
Refuse Disposal & Treatment Reserve												
Opening Balance		7,223,227	3,196,935	3,236,897	3,277,358	3,318,325	3,359,804	3,401,801	3,444,324	3,487,378	3,530,970	**7,223,227**
Transfers to Reserve		3,880,000	0	0	0	0	0	0	0	0	0	**3,880,000**
Interest Revenue		93,708	39,962	40,461	40,967	41,479	41,998	42,523	43,054	43,592	44,137	**471,880**
Transfers from Reserve		(8,000,000)	0	0	0	0	0	0	0	0	0	**(8,000,000)**
Closing Balance	FS1	3,196,935	3,236,897	3,277,358	3,318,325	3,359,804	3,401,801	3,444,324	3,487,378	3,530,970	3,575,107	**3,575,107**
Other Special Purpose Reserves												
Heritage Incentive Reserve												
Opening Balance		711,740	591,613	2,624,008	3,669,308	4,727,674	4,786,770	4,846,605	4,907,187	4,968,527	5,030,634	**711,740**
Transfers to Reserve		0	2,000,000	1,000,000	1,000,000	0	0	0	0	0	0	**4,000,000**
Interest Revenue		12,987	32,395	45,300	58,366	59,096	59,835	60,583	61,340	62,107	62,883	**514,891**
Transfers from Reserve		(133,114)	0	0	0	0	0	0	0	0	0	**(133,114)**
Closing Balance	FS1	591,613	2,624,008	3,669,308	4,727,674	4,786,770	4,846,605	4,907,187	4,968,527	5,030,634	5,093,517	**5,093,517**
Bonus Plot Ratio Reserve												
Opening Balance		689,342	701,920	710,694	719,578	728,572	737,679	746,900	756,237	765,690	775,261	**689,342**
Transfers to Reserve		0	0	0	0	0	0	0	0	0	0	**0**
Interest Revenue		12,578	8,774	8,884	8,995	9,107	9,221	9,336	9,453	9,571	9,691	**95,609**
Transfers from Reserve		0	0	0	0	0	0	0	0	0	0	**0**
Closing Balance	FS1	701,920	710,694	719,578	728,572	737,679	746,900	756,237	765,690	775,261	784,951	**784,951**
Employee Entitlements Reserve												
Opening Balance		2,030,830	2,067,078	2,599,166	3,391,031	4,699,044	5,010,907	5,326,668	5,646,377	5,970,081	6,297,832	**2,030,830**
Transfers to Reserve		0	500,000	750,000	1,250,000	250,000	250,000	250,000	250,000	250,000	250,000	**4,000,000**
Interest Revenue		36,248	32,088	41,865	58,013	61,863	65,761	69,708	73,705	77,751	81,848	**598,850**
Transfers from Reserve		0	0	0	0	0	0	0	0	0	0	**0**
Closing Balance	FS1	2,067,078	2,599,166	3,391,031	4,699,044	5,010,907	5,326,668	5,646,377	5,970,081	6,297,832	6,629,680	**6,629,680**

Strategic Financial Projections - Reserve Funds

Supporting Schedule SS2

Details	Ref	2021/2022	2022/2023	2023/2024	2024/2025	2025/2026	2026/2027	2027/2028	2028/2029	2029/2030	2030/2031	10 Year Total
Summary by Reserve Type												
Asset Acquisition & Renewal Reserves		63,252,898	47,590,434	48,438,439	42,209,545	37,927,789	28,530,012	24,077,262	24,631,352	25,192,369	25,760,399	**25,760,399**
Strategic Reserves		24,551,126	24,858,016	28,206,241	28,558,819	23,853,304	24,151,470	24,453,364	18,684,031	15,880,081	16,078,582	**16,078,582**
Parking Related Reserves		22,849,847	13,024,892	13,202,125	13,381,574	13,386,222	13,390,929	13,395,694	12,894,269	12,892,826	7,828,866	**7,828,866**
Waste Management Reserves		3,196,935	3,236,897	3,277,358	3,318,325	3,359,804	3,401,801	3,444,324	3,487,378	3,530,970	3,575,107	**3,575,107**
Other Reserves		3,360,610	5,933,868	7,779,916	10,155,290	10,535,356	10,920,173	11,309,800	11,704,298	12,103,727	12,508,148	**12,508,148**
Closing Balance	FS1	**117,211,416**	**94,644,106**	**100,904,080**	**97,623,553**	**89,062,476**	**80,394,385**	**76,680,444**	**71,401,328**	**69,599,974**	**65,751,102**	**65,751,102**
Summary of Reserve Movements												
Opening Balance		106,505,384	117,211,416	94,644,106	100,904,080	97,623,553	89,062,476	80,394,385	76,680,444	71,401,328	69,599,974	**106,505,384**
Transfers to Reserve		39,380,000	10,250,000	23,500,000	20,000,000	18,000,000	18,000,000	18,000,000	17,500,000	18,000,000	13,000,000	**195,630,000**
Interest Revenue		1,659,146	1,168,446	1,245,729	1,205,229	1,099,537	992,523	946,672	881,498	859,259	811,742	**10,869,781**
Transfers from Reserve		(30,333,114)	(33,985,756)	(18,485,756)	(24,485,756)	(27,660,614)	(27,660,614)	(22,660,614)	(23,660,614)	(20,660,614)	(17,660,614)	**(247,254,063)**
Closing Balance	FS1	**117,211,416**	**94,644,106**	**100,904,080**	**97,623,553**	**89,062,476**	**80,394,385**	**76,680,444**	**71,401,328**	**69,599,974**	**65,751,102**	**65,751,102**

Reserve Funds 2020/21 - 2029/30

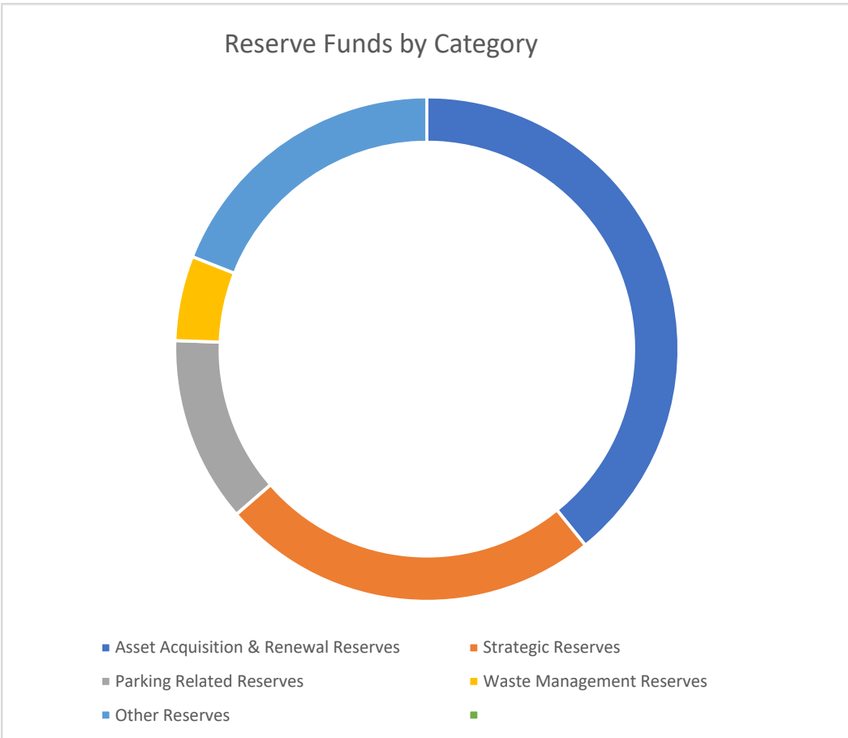

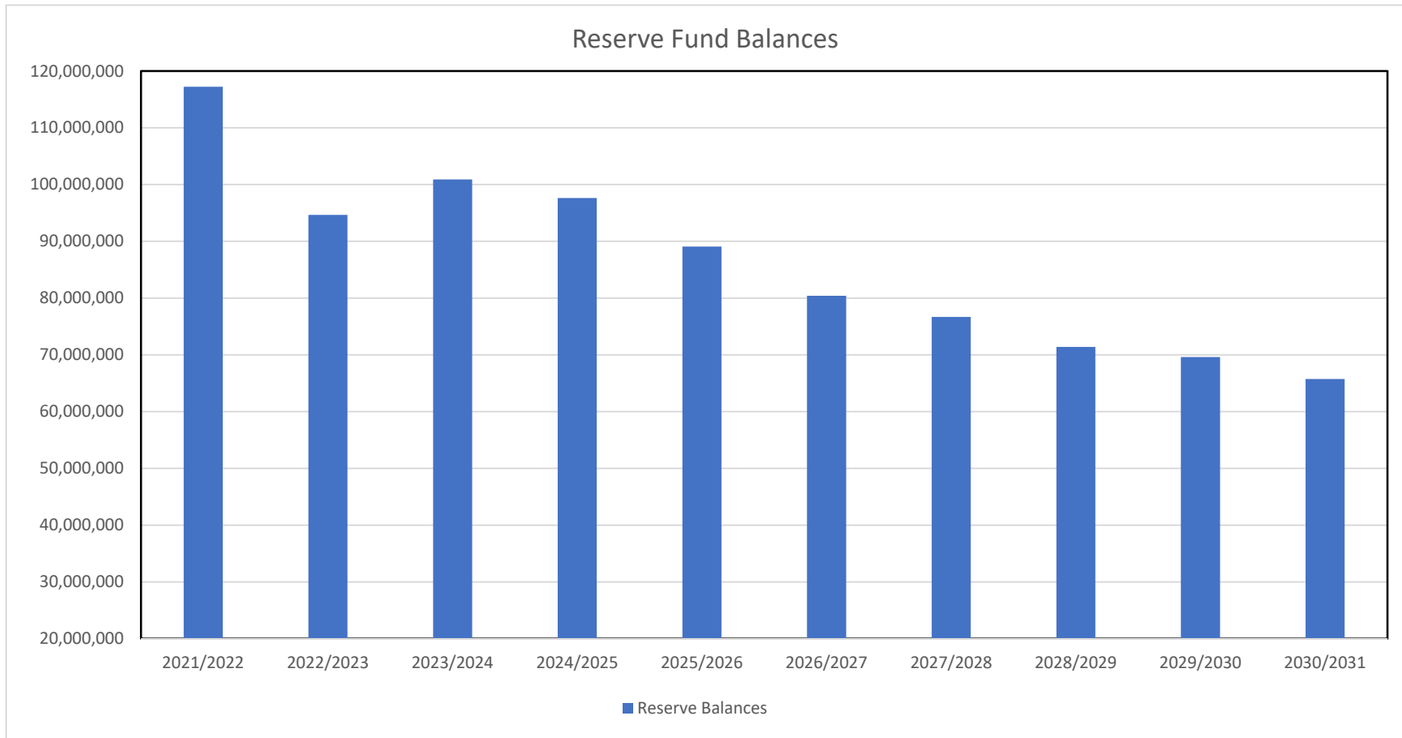

Strategic Financial Projections - Borrowings

Supporting Schedule SS3

Details	Ref	2021/2022	2022/2023	2023/2024	2024/2025	2025/2026	2026/2027	2027/2028	2028/2029	2029/2030	2030/2031	10 Year Total
City Loan Borrowings												
Loan 164 - Elder St Car Park												
Loan Amount:												
Matures: 30 Jul 2020												
Interest Rate: 6.26%												
Opening Balance		0	0	0	0	0	0	0	0	0	0	**0**
Principal Repayment		0	0	0	0	0	0	0	0	0	0	**0**
Interest Expense		0	0	0	0	0	0	0	0	0	0	**0**
Loan Guarantee Fee		0	0	0	0	0	0	0	0	0	0	**0**
Outstanding Principal Balance	FS1	**0**	**0**	**0**	**0**	**0**	**0**	**0**	**0**	**0**	**0**	**0**
Loan 165 - Cathedral Library Land												
Loan Amount:												
Matures: 30 Jun 2022												
Interest Rate: 4.00%												
Opening Balance		954,134	0	0	0	0	0	0	0	0	0	**954,134**
Principal Repayment		(954,134)	0	0	0	0	0	0	0	0	0	**(954,134)**
Interest Expense		(24,083)	0	0	0	0	0	0	0	0	0	**(24,083)**
Loan Guarantee Fee		(4,205)	0	0	0	0	0	0	0	0	0	**(4,205)**
Outstanding Principal Balance	FS1	**0**	**0**	**0**	**0**	**0**	**0**	**0**	**0**	**0**	**0**	**0**
Loan 166 - Gooderich St Car Park												
Loan Amount:												
Matures: 30 Jun 2022												
Interest Rate: 4.00%												
Opening Balance		127,869	0	0	0	0	0	0	0	0	0	**127,869**
Principal Repayment		(127,869)	0	0	0	0	0	0	0	0	0	**(127,869)**
Interest Expense		(3,229)	0	0	0	0	0	0	0	0	0	**(3,229)**
Loan Guarantee Fee		(714)	0	0	0	0	0	0	0	0	0	**(714)**
Outstanding Principal Balance	FS1	**0**	**0**	**0**	**0**	**0**	**0**	**0**	**0**	**0**	**0**	**0**
Loan 167 - Library Building												
Loan Amount:												
Matures: 31 Jul 2022												
Interest Rate: 3.60%												
Opening Balance		3,464,291	705,434	0	0	0	0	0	0	0	0	**3,464,291**
Principal Repayment		(2,758,857)	(705,434)	0	0	0	0	0	0	0	0	**(3,464,291)**
Interest Expense		(86,191)	(6,402)	0	0	0	0	0	0	0	0	**(92,593)**
Loan Guarantee Fee		0	0	0	0	0	0	0	0	0	0	**0**
Outstanding Principal Balance	FS1	**705,434**	**0**	**0**	**0**	**0**	**0**	**0**	**0**	**0**	**0**	**0**

Strategic Financial Projections - Borrowings

Supporting Schedule SS3

Details	Ref	2021/2022	2022/2023	2023/2024	2024/2025	2025/2026	2026/2027	2027/2028	2028/2029	2029/2030	2030/2031	10 Year Total
Proposed Borrowings												
Loan 169 - WACA												
Loan Amount:				10,000,000								
Matures:												
Interest Rate:												
Opening Balance		0	0	10,000,000	9,552,146	8,641,018	7,708,938	6,755,425	5,779,985	4,782,114	3,761,296	**10,000,000**
Principal Repayment		0	0	(447,854)	(911,128)	(932,080)	(953,513)	(975,440)	(997,871)	(1,020,818)	(1,044,292)	**(7,282,996)**
Interest Expense		0	0	(112,727)	(210,036)	(189,084)	(167,650)	(145,723)	(123,292)	(100,346)	(76,871)	**(1,125,729)**
Loan Guarantee Fee		0	0	0	0	0	0	0	0	0	0	**0**
Outstanding Principal Balance	FS1	**0**	**0**	**9,552,146**	**8,641,018**	**7,708,938**	**6,755,425**	**5,779,985**	**4,782,114**	**3,761,296**	**2,717,004**	**2,717,004**
Loan 170												
Loan Amount:		-						5,000,000				
Matures:												
Interest Rate:												
Opening Balance		0	0	0	0	0	0	5,000,000	4,784,213	4,342,743	3,887,744	**5,000,000**
Principal Repayment		0	0	0	0	0	0	(215,787)	(441,470)	(454,999)	(468,943)	**(1,581,199)**
Interest Expense		0	0	0	0	0	0	(74,936)	(139,977)	(126,448)	(112,504)	**(453,864)**
Loan Guarantee Fee		0	0	0	0	0	0	0	0	0	0	**0**
Outstanding Principal Balance	FS1	**0**	**0**	**0**	**0**	**0**	**0**	**4,784,213**	**4,342,743**	**3,887,744**	**3,418,801**	**3,418,801**
Summary of Borrowings												
Existing Borrowings												
Opening Balance		4,546,294	705,434	0	0	0	0	0	0	0	0	4,546,294
Principal Repayment		(3,840,860)	(705,434)	0	0	0	0	0	0	0	0	(4,546,294)
Interest Expense		(113,503)	(6,402)	0	0	0	0	0	0	0	0	(119,905)
Loan Guarantee Fee		(4,919)	0	0	0	0	0	0	0	0	0	(4,919)
Outstanding Principal Balance	FS5	**705,434**	**0**	**(0)**	**(0)**	**(0)**	**(0)**	**(0)**	**(0)**	**(0)**	**(0)**	**(0)**
Proposed Borrowings												
Opening Balance		0	0	10,000,000	9,552,146	8,641,018	7,708,938	11,755,425	10,564,197	9,124,857	7,649,040	15,000,000
Principal Repayment		0	0	(447,854)	(911,128)	(932,080)	(953,513)	(1,191,228)	(1,439,341)	(1,475,817)	(1,513,235)	(8,864,195)
Interest Expense		0	0	(112,727)	(210,036)	(189,084)	(167,650)	(220,659)	(263,269)	(226,793)	(189,375)	(1,579,593)
Loan Guarantee Fee		0	0	0	0	0	0	0	0	0	0	0
Outstanding Principal Balance	FS5	**0**	**0**	**9,552,146**	**8,641,018**	**7,708,938**	**6,755,425**	**10,564,197**	**9,124,857**	**7,649,040**	**6,135,805**	**6,135,805**

Strategic Financial Projections - Borrowings

Supporting Schedule SS3

Details	Ref	2021/2022	2022/2023	2023/2024	2024/2025	2025/2026	2026/2027	2027/2028	2028/2029	2029/2030	2030/2031	10 Year Total
All Loan Borrowings												
Opening Balance		4,546,294	705,434	10,000,000	9,552,146	8,641,018	7,708,939	11,755,425	10,564,198	9,124,857	7,649,040	19,546,294
Principal Repayment		(3,840,860)	(705,434)	(447,854)	(911,128)	(932,080)	(953,513)	(1,191,228)	(1,439,341)	(1,475,817)	(1,513,235)	(13,410,489)
Interest Expense		(113,503)	(6,402)	(112,727)	(210,036)	(189,084)	(167,650)	(220,659)	(263,269)	(226,793)	(189,375)	(1,699,498)
Loan Guarantee Fee		(4,919)	0	0	0	0	0	0	0	0	0	(4,919)
Outstanding Principal Balance	FS5	**705,434**	**0**	**9,552,146**	**8,641,018**	**7,708,939**	**6,755,425**	**10,564,198**	**9,124,857**	**7,649,040**	**6,135,806**	**6,135,806**
New Borrowings		**0**	**0**	**10,000,000**	**0**	**0**	**0**	**5,000,000**	**0**	**0**	**0**	**15,000,000**
Loan Balances at Year End												
Current Borrowings		705,434	447,854	911,128	932,080	953,513	1,191,228	1,439,341	1,475,817	1,513,235	1,551,620	1,551,620
Non Current Borrowings		0	(447,854)	8,641,018	7,708,939	6,755,425	5,564,198	9,124,857	7,649,040	6,135,806	4,584,185	4,584,185
Total Borrowings	**FS5**	**705,434**	**0**	**9,552,146**	**8,641,018**	**7,708,939**	**6,755,425**	**10,564,198**	**9,124,857**	**7,649,040**	**6,135,806**	**6,135,806**
Debt Service Cover Ratio *(Industry Benchmark is greater than 5.0)*		**3.86**	**41.04**	**56.12**	**28.93**	**39.87**	**38.35**	**30.46**	**25.62**	**27.86**	**27.46**	**31.96**
Gross Debt to Revenue Ratio *(Benchmark is less than 20%)*		**0.40%**	**0.00%**	**4.91%**	**4.32%**	**3.56%**	**3.08%**	**4.72%**	**4.00%**	**3.24%**	**2.56%**	**3.08%**

Strategic Financial Projections - Capital Summary Schedule

Supporting Schedule SS4

Details	Ref	2021/2022	2022/2023	2023/2024	2024/2025	2025/2026	2026/2027	2027/2028	2028/2029	2029/2030	2030/2031	10 Year Total
Asset Renewal - Infrastructure												
Drainage		(909,500)	(1,197,000)	(132,000)	(132,000)							(2,370,500)
Foreshore & River Assets		(390,000)	(1,980,500)	(6,762,500)	(65,000)	(375,000)						(9,573,000)
Lighting & Electrical		(6,585,275)	(2,652,500)	(3,000,000)	(3,000,000)	(3,000,000)	(3,000,000)	(3,000,000)	(3,000,000)	(3,000,000)	(3,000,000)	(33,237,775)
Other Infrastructure		(502,000)	0	0	(103,000)	(514,000)						(1,119,000)
Park Furniture		(50,000)										(50,000)
Parks & Landscape		(1,361,500)	(963,000)	(736,000)	(329,600)	(400,000)						(3,790,100)
Path & Kerb		(1,785,871)	(1,633,000)	(4,623,500)	(6,447,000)	(11,174,000)						(25,663,371)
Roads		(3,867,000)	(6,581,000)	(3,857,000)	(4,178,000)	(2,000,000)						(20,483,000)
Street Furniture		(370,000)	(605,000)	(225,000)	(712,000)	(2,398,000)						(4,310,000)
Unallocated		0	0	0	0	0	(13,500,000)	(13,500,000)	(13,500,000)	(12,500,000)	(12,500,000)	(65,500,000)
Asset Renewals - Infrastructure	FS1	**(15,821,146)**	**(15,612,000)**	**(19,336,000)**	**(14,966,600)**	**(19,861,000)**	**(16,500,000)**	**(16,500,000)**	**(16,500,000)**	**(15,500,000)**	**(15,500,000)**	**(166,096,746)**
Asset Renewal - Non Infrastructure												
Buildings - TBD after Property Review		(4,394,000)	(9,709,000)	(8,448,000)	(12,123,900)	(5,016,000)						(39,690,900)
Plant & Equipment		(1,498,500)	(2,524,000)	(1,896,000)	(486,000)	(1,473,500)						(7,878,000)
Technology		(1,960,000)	(2,160,000)	(1,090,000)	(805,000)	(1,341,000)						(7,356,000)
Vehicles		(1,594,000)	(1,144,000)	(230,000)	(2,118,500)	(1,022,000)						(6,108,500)
Unallocated		0	0	0	0	0	(12,000,000)	(13,500,000)	(13,500,000)	(14,000,000)	(14,000,000)	(67,000,000)
Asset Renewals - Non Infrastructure	FS1	**(9,446,500)**	**(15,537,000)**	**(11,664,000)**	**(15,533,400)**	**(8,852,500)**	**(12,000,000)**	**(13,500,000)**	**(13,500,000)**	**(14,000,000)**	**(14,000,000)**	**(128,033,400)**
Total Asset Renewal	FS1	**(25,267,646)**	**(31,149,000)**	**(31,000,000)**	**(30,500,000)**	**(28,713,500)**	**(28,500,000)**	**(30,000,000)**	**(30,000,000)**	**(29,500,000)**	**(29,500,000)**	**(294,130,146)**
Major Discretionary Capital Projects												
Approved												
Roe St - City Deal		(13,900,000)	(6,300,000)									(20,200,000)
Two Way Streets - Hay & Murray St (West)		(50,000)	(250,000)	0	(3,000,000)	(11,000,000)	(11,000,000)					(25,300,000)
Two Way Streets - Hill St			(5,000,000)	(3,360,000)								(8,360,000)
Two Way Streets - Hay St East					(4,070,000)							(4,070,000)
City Deal - CBD Transport Infrastructure		(2,000,000)	(4,818,000)	(8,800,000)	(11,823,000)	0	0	0	0	0	0	(27,441,000)
Bus Shelter Replacement - Renewal		(950,000)	(1,415,000)									(2,365,000)
Retail Mall / Major Streets Enhancement		(730,000)	(700,000)	(750,000)	(750,000)	(750,000)	(750,000)					(4,430,000)
Safety Bollards at Malls		(750,000)										(750,000)
Aesthetic Lighting Enhancements		0	(300,000)	(300,000)	(300,000)	(300,000)						(1,200,000)
Conceptual												
Aquatic Facility		(5,000,000)	(15,000,000)	(5,000,000)								(25,000,000)
Winthrop / Thomas St Shared Path			(2,000,000)	(1,400,000)								(3,400,000)
Thomas St Road Widening					(500,000)	(500,000)	(1,500,000)	(12,500,000)				(15,000,000)
Riverfront Enhancement			(300,000)	(5,000,000)	(5,000,000)	(5,000,000)	(2,500,000)					(17,800,000)
Mount St / Spring St Enhancemnent			(900,000)									(900,000)
Finance System Transformation Project			0	(2,500,000)	0							(2,500,000)
Future Council Opportunities					(5,000,000)	(10,000,000)	(12,500,000)	(12,500,000)	(22,500,000)	(22,500,000)	(25,000,000)	(110,000,000)
Major Capital Projects	FS1	**(23,380,000)**	**(36,983,000)**	**(27,110,000)**	**(30,443,000)**	**(27,550,000)**	**(28,250,000)**	**(25,000,000)**	**(22,500,000)**	**(22,500,000)**	**(25,000,000)**	**(268,716,000)**
Minor Discretionary Capital Projects												
Discretionary Unallocated		(230,000)	(535,000)	(1,290,000)	(1,180,000)	(2,736,500)	(750,000)	(2,500,000)	(2,500,000)	(6,000,000)	(3,500,000)	(21,221,500)
Discretionary Unallocated	FS1	**(230,000)**	**(535,000)**	**(1,290,000)**	**(1,180,000)**	**(2,736,500)**	**(750,000)**	**(2,500,000)**	**(2,500,000)**	**(6,000,000)**	**(3,500,000)**	**(21,221,500)**
Total Capital Program Allocation	Fs1	**(48,877,646)**	**(68,667,000)**	**(59,400,000)**	**(62,123,000)**	**(59,000,000)**	**(57,500,000)**	**(57,500,000)**	**(55,000,000)**	**(58,000,000)**	**(58,000,000)**	**(584,067,646)**

Detailed category allocation for years 1 - 5 is sourced from Asset Management Plans then years 6 - 10 will be detailed in future

Detailed category allocation for years 1 - 5 is sourced from Asset Management Plans then years 6 - 10 will be detailed in future iterations of the Long Term Financial Plan.

Strategic Financial Projections - Capital Summary Schedule

Supporting Schedule SS4

Details	Ref	2021/2022	2022/2023	2023/2024	2024/2025	2025/2026	2026/2027	2027/2028	2028/2029	2029/2030	2030/2031	10 Year Total

Capital Expenditure 2020/21 - 2029/30

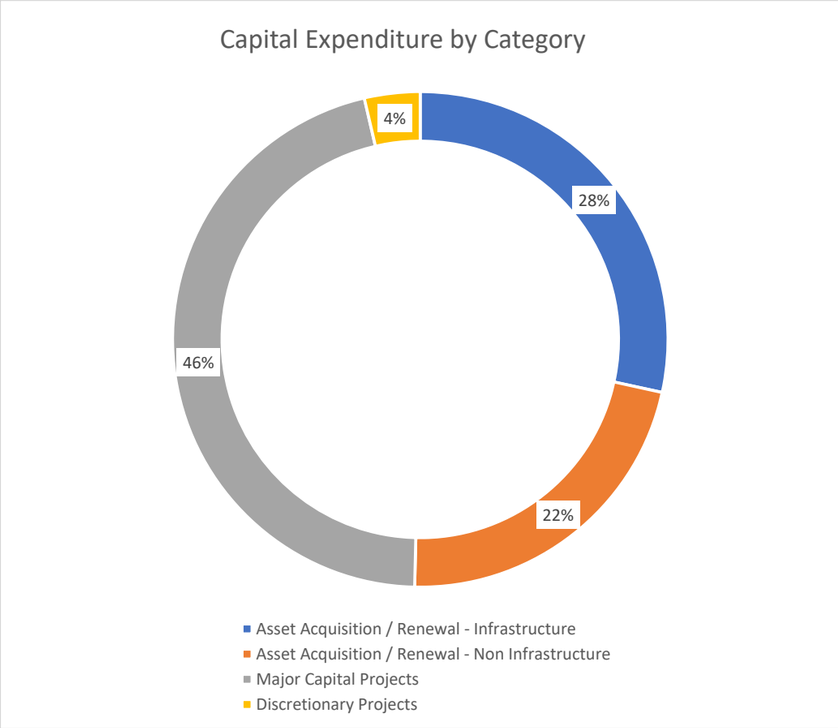

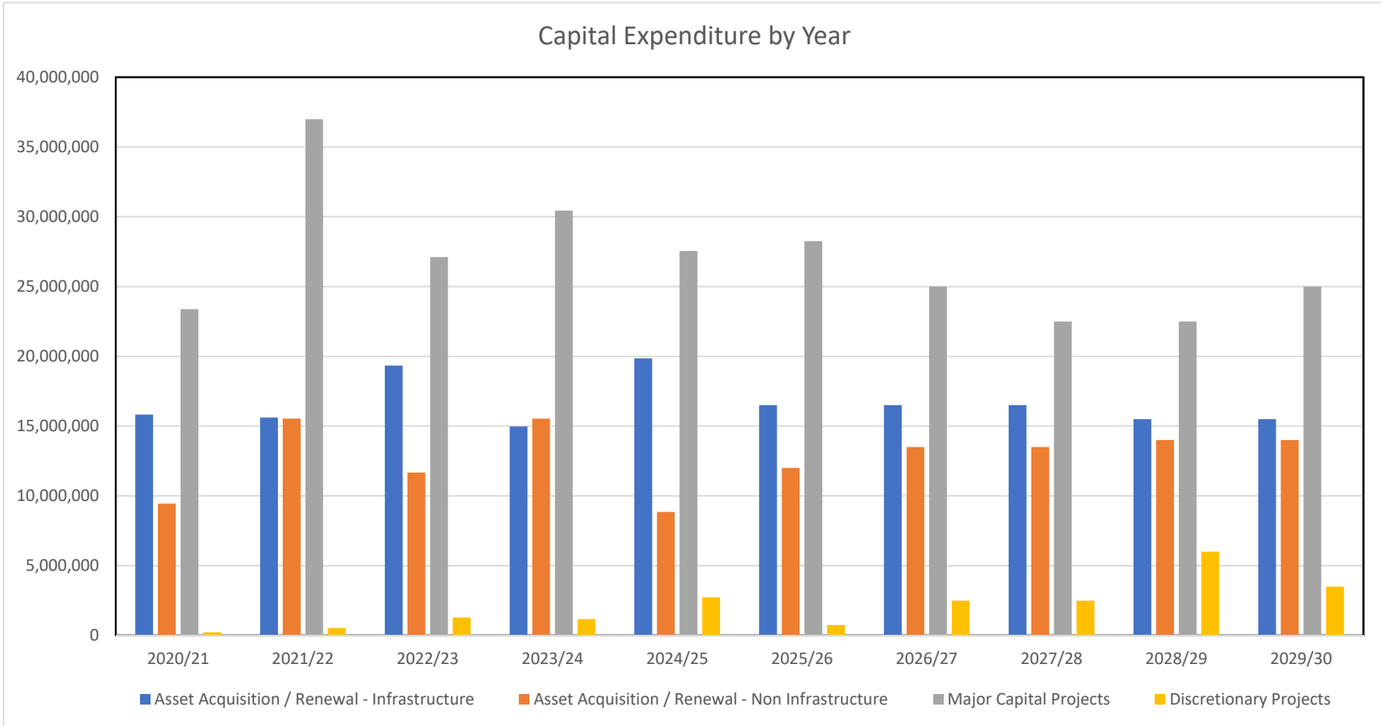

Grant for Assets Acquisition		2021/2022	2022/2023	2023/2024	2024/2025	2025/2026	2026/2027	2027/2028	2028/2029	2029/2030	2030/2031	10 Year Total
Bus Shelter Accessibility (PPMA Fund)		950,000	1,415,000									2,365,000
Roads to Recovery Capital Program												-
MRRG Program		668,340										668,340
City Deal - CBD Transport Projects			4,818,000	8,800,000	11,823,000	-	-	-	-	-	-	25,441,000
City Deal - Roe St		10,000,000										10,000,000
Winthrop / Thomas St Shared Path			900,000	900,000								1,800,000
Unclassified - Assume % of Program	***	1,209,000	343,335	297,000	1,553,075	1,475,000	2,875,000	2,875,000	2,750,000	2,900,000	2,900,000	19,177,410
Total Capital Grants & Contributions		**12,827,340**	**7,476,335**	**9,997,000**	**13,376,075**	**1,475,000**	**2,875,000**	**2,875,000**	**2,750,000**	**2,900,000**	**2,900,000**	**59,451,750**

Note:
For the purposes of the Long Term Financial Plan, asset renewal projects are determined from Asset Management Plan data based on asset condition ratings and modelling of appropriate intervention times through the City's Asset Management System.
Proposed projects for year 1 and 2 have also been subjected to a physical site inspection to validate the modelling. Those projects proposed for years 3 - 5 are selected using the asset management modelling data only - and will need to be validated by physical inspection prior to inclusion in future budgets. Consideration must also be given to the impact of major capital projects on planned infrastructure renewals which may result in some deletions or deferrals of renewal works. As a consequence, some re-prioritisation of projects may occur in future. Allocations for capital projects in years 6 - 10 reflect a prudent financial allocation for renewals and new / upgrade of assets to provide future Councils the opportunity to perform their asset stewardship responsibilities.

Strategic Financial Projections - Modelling Parameters

Supporting Schedule SS5

Details	Ref	2021/2022	2022/2023	2023/2024	2024/2025	2025/2026	2026/2027	2027/2028	2028/2029	2029/2030	2030/2031	10 Year Average
Generic Parameters												
CPI Forecast	FS1	1.25%	1.75%	1.75%	2.00%	2.00%	2.00%	2.25%	2.25%	2.25%	2.25%	1.98%
Employee Headcount Target	FS1	705	705	700	705	710	715	715	715	715	715	710
Revenue Parameters												
Baseline Rates Yield	FS1	0.00%	1.50%	1.75%	2.00%	2.00%	2.00%	2.25%	2.25%	2.25%	2.25%	1.83%
Interim Rates	FS1	0.00%	0.00%	0.00%	0.00%	0.00%	0.00%	0.00%	0.00%	0.00%	0.00%	0.00%
Revaluation Year Premium	FS1	0.00%	0.00%	0.25%	0.00%	0.00%	0.25%	0.00%	0.00%	0.25%	0.00%	0.08%
Fees & Charges - Waste	FS1	0.00%	1.75%	1.75%	2.00%	2.00%	2.00%	2.25%	2.25%	2.25%	2.25%	1.85%
Fees & Charges - Other	FS1	0.00%	1.75%	1.75%	2.00%	2.00%	2.00%	2.25%	2.25%	2.25%	2.25%	1.85%
Fees & Charges - Recreation Facility	FS1	0.00%	0.00%	0.00%	0.00%	0.00%	0.00%	0.00%	0.00%	0.00%	0.00%	0.00%
Grants - Operating	FS1	1.25%	1.25%	1.25%	1.25%	1.25%	1.50%	1.50%	1.50%	1.50%	1.50%	1.38%
Contributions - Operating	FS1	1.25%	1.25%	1.25%	1.25%	1.25%	1.50%	1.50%	1.50%	1.50%	1.50%	1.38%
Fines & Associated Costs	FS1	6.25%	6.25%	1.25%	1.25%	1.25%	1.50%	1.50%	1.50%	1.50%	1.50%	2.38%
Other Revenues	FS1	1.25%	1.25%	1.25%	1.25%	1.25%	1.50%	1.50%	1.50%	1.50%	1.50%	1.38%
Interest Revenue Income	FS1	As per Operating Calculations Model - Dependent on average balance and anticipated interest rate										
Expenditure Parameters												
Employee Costs - EBA Impact	FS1	1.00%	1.75%	1.75%	2.00%	2.00%	2.00%	2.25%	2.25%	2.25%	2.25%	1.95%
(inc Salary, Workers Comp, Training & FBT)	FS1											
Employee Costs - Step Adjustment	FS1	0.50%	0.50%	0.50%	0.50%	0.50%	0.50%	0.50%	0.50%	0.50%	0.50%	0.50%
Employee Costs - FTE Inflator / (Deflator)	FS1	0.00%	0.00%	(0.71%)	0.71%	0.71%	0.70%	0.00%	0.00%	0.00%	0.00%	0.14%
Materials & Contracts	FS1	1.25%	1.75%	1.75%	2.00%	2.00%	2.00%	2.25%	2.25%	2.25%	2.25%	1.98%
Utilities - Power & Water	FS1	0.00%	1.75%	2.25%	2.50%	2.50%	2.50%	2.75%	2.75%	2.75%	2.75%	2.25%
Insurances	FS1	0.00%	1.75%	2.25%	2.50%	2.50%	2.50%	2.75%	2.75%	2.75%	2.75%	2.25%
Other Expenses	FS1	1.25%	1.75%	1.75%	2.00%	2.00%	2.00%	2.25%	2.25%	2.25%	2.25%	1.98%
Interest Expense	FS1	As per Loan Borrowings Calculations Model - Dependent on Loan Terms										

Strategic Financial Projections - Notes to the LTFP Model

Supporting Schedule
SS6

Description	Ref	Details
Rates Revenue	N01	Revenue derived from Rates which is the primary source of local government operating revenue. Calculated by applying a % increase to the previous year projected balance and allowing for rates growth (interim rates).
Fees & Charges Revenue	N02	Includes fees for use of City operated facilities including Town Hall, Community Facilities as well as charges for services such as Parking and Waste Management. Calculated by applying different % increases to the previous year projected balance for each sub class of fee or charge.
Operating Grants	N03	Includes all recurrent operational grants for administration, roads, events etc. Calculated by applying a CPI style % increases to the previous year projected balance for each type of operational grant.
Interest Revenue	N04	Interest earned on investments held by the City over the course of the year. This includes Municipal & (cash backed) Reserve Fund monies. Calculated by applying anticipated interest rates to the expected average balance of cash held during each year.
Fines & Associated Costs	N05	Revenue from infringements plus recovery of associated costs of collection of the penalty. Based on historical performance as adjusted for known significant environmental factors.
Other Revenue	N06	Revenues not classified elsewhere - includes minor administration revenues and commissions Calculated by applying a % increase to the previous year projected balance.
Asset Disposal Proceeds	N07	Trade-in revenues on Plant & Equipment. Land disposal proceeds are disclosed separately Calculated based on anticipated trade-in values for items on the Plant Replacement Program.
Employee Costs	N08	Salaries & wages, superannuation, training, safety equipment, workers compensation insurance and FBT. Calculated by applying a diminution factor to adjust for staff number changes, then applying a % increase to the previous year projected balance for EBA & step progression increases and allowing for legislative changes (increase in the SGL if appropriate)
Materials & Contracts	N09	Purchase of materials and provision of services - advisory, professional, construction, etc. Calculated by applying different % increases to the previous year projected balance for each sub class of materials and contracts
Utilities Costs	N10	Payment for electricity for buildings and street lighting, water, gas and telephone / data costs. Calculated by applying different % increases to the previous year projected balance for each sub class of utilities.
Insurance Costs	N11	Payment for public liability, professional indemnity and a range of property insurances. Calculated by applying a % increase to the previous year projected balance.
Interest Expense	N12	Interest payable on both City borrowings and Self Supporting Loans for community groups. Calculated using the loan repayment schedules provided on all loans from the funding body (WA Treasury)
Other Expenditure	N13	Costs not classified elsewhere - primarily the parking levy payable to state government. Also includes election expenses in the relevant years. Calculated by applying a % increase to the previous year projected balance and then allowing for recurrent but not annual expenses.
Depreciation and Carrying Amount (Non Cash Expenses)	N14	Depreciation represents the annual consumption of an asset's 'service potential'. Asset carrying amounts reflect the recognition of book value of assets sold or scrapped. Calculated using the projected asset values and the useful lives of asset classes.
Parking Levy	N15	A levy payable to the state government for the licencing of paid parking bays within the Perth Parking Management Area (PPMA). The levy is set by the state government each year.
Movement in Accruals	N16	Relates to the collection of debts or changes in the level of creditor balances. It has an impact on yearly cash flows depending on whether there is a net increase or decrease. Estimated based on prior year's experience.
Revaluation of Non Current Assets	N17	Estimated changes in the value of infrastructure assets and buildings over future years. This is a non cash item. Estimated based on prior year's history of revaluation movements.
Goods & Services Tax	N18	Recognises the cash flow implications of paying GST on certain revenues and claiming back GST on certain payments. The City is a 'net receiver' of GST. Calculated based on typical GST cash flow patterns and then adjusted for large 'one of' transactions such as land disposals.
Add back of Non Cash Items	N19	For the purposes of establishing 'actual' cash flows, all non cash items (book entries) are removed from the Cash Flow statement. Uses the opposite of the previous calculated values.
Net Increase (Decrease) in Cash Held	N20	Reflects the net movement (change) in cash for the year as a consequence of operating, investing and financing transactions. Calculated from the operating investing and financing cash flows shown on the Cash Flow Statement.
Closing Position at End of Year	N21	Represents the Net Current Asset Position adjusted for Restricted Cash and Current Borrowings. This becomes the Opening Position for the subsequent year. Calculated from the Balance Sheet (FS5).
Amount Required to be Raised from Rates	N22	Represents the net result of offsetting all proposed expenditures including loan repayments and reserve funding against funds generated from all sources other than Rates. Calculated as the net result of all transactions included on the Rate Setting Statement.
Provision for Abnormal Expenses	N23	Provision for costs associated with the confidential contractual negotiations.
Local Govt Inquiry Expense	N24	Known costs for the second instalment of the cost of the City of Perth Inquiry as determined by state government.

15.2 Establishing Three Strategic Pillars (Objectives) for Future Planning – Liveable, Sustainable, and Prosperous

Responsible Officer	Michelle Reynolds - Chief Executive Officer
Voting Requirement	Simple Majority
Attachments	Nil.

Purpose

To confirm the City of Perth's commitment to the establishment of three strategic pillars (objectives), Liveable, Sustainable and Prosperous which will inform the integrated strategic planning and reporting framework.

Recommendation

That Council ENDORSES the three strategic pillars (objectives):

1. 'Liveable' – a community that is safe, socially cohesive, inclusive and activated
2. 'Sustainable' – a healthy environment, with social and economic systems in balance
3. 'Prosperous' – a successful, flourishing and thriving City

to inform the City of Perth's integrated strategic planning and reporting framework.

Background

1. Section 5.56 of the *Local Government Act 1995* requires the City of Perth (the City) to plan for the future of the district, for which the key document (in accordance with Regulation 19C of the *Local Government (Administration) Regulations 1996*) is the Strategic Community Plan (SCP).
2. The current SCP was adopted by Council on 26 November 2019, following a desktop review undertaken at the request of the Commissioners. This resulted in the 6Ps: People, Place, Planet, Prosperity, Performance and Partnership.
3. In July 2020, a Community Perception Survey was conducted which identified:
    a. Only 24% of respondents agreed that the City had a clear and well-communicated vision, therefore confirming that the 6Ps did not resonate with the community.
    b. Only 51% of respondents considered the City to be providing leadership in the jurisdiction.
    c. Only 30% of respondents considered the City to have a good understanding of community needs.
4. On 5 December 2020, Council Members' attended a strategic planning session focused on identifying strategic priorities for the future of the City. In conducting this exercise, it was found that many ideas overlapped when using the 6P's and they were more effectively grouped as falling within four themes of activation, planning, identity and reform.

Discussion

5. The City is reviewing the following key planning and strategic documents in 2021:
    a. the annual Corporate Business Plan, due to be completed in July 2021.
    b. a major review of the Long Term Financial Plan, due to be completed in June 2021.
    c. a major review of the SCP, due to be completed in December 2021.
    d. a major review of the Local Planning Strategy and accompanying Local Planning Scheme.
6. The strategic documents aim to align the community's vision, aspirations and objectives with those of the City.
7. In preparation for these reviews and documents, it was found that the 6Ps and the four strategic priorities identified in December 2020 are relatively specific and do not adequately encompass community needs and work undertaken by the City.
8. To drive our strategic vision and identify the City 's objectives for the future, the following three strategic pillars (objectives) are proposed:
    a. 'Liveable' – a community that is safe, socially cohesive, inclusive and activated
    b. 'Sustainable' – a healthy environment, with social and economic systems in balance
    c. 'Prosperous' - a successful, flourishing and thriving City

9. In addition to aligning with the 6Ps, the three strategic pillars (objectives) proposed are further supported by contemporary strategic planning approaches, such as:
   a. Danish Smart Cities model[1], which focusses on building cities to provide liveability, sustainability and growth through embedding services in a holistic, human-centric governance framework; and
   b. Triple Bottom Line business excellence model[2], which encompasses the social, environmental and economic factors of business operation.

10. The three strategic pillars (objectives) and their alignment with the aforementioned models are outlined below:

Strategic Community Plan Aspirations

People Place	Planet	Prosperity Performance Partnership

Triple Bottom Line Model

Social	Environmental	Economic

[1] *Smart Cities: Creating liveable, sustainable and prosperous communities* (January 2020) State of Green, Denmark
[2] *Accounting for the Triple Bottom Line* (March 1998) Measuring Business Excellence, John Elkington

11. These three strategic pillars (objectives) will be used to inform the Integrated Strategic Planning and Reporting Framework for the City.

Stakeholder Engagement

12. The community will be engaged on the three strategic pillars (objectives) through the Strategic Community Plan review process, if endorsed by Council.

Decision Implications

13. If Council supports the recommendation, the three proposed strategic pillars (objectives) will inform the City's future planning activities, including the Strategic Community Plan review, Local Planning Strategy, Corporate Business Plan and Long Term Financial Plan.

14. If Council does not support the recommendation, there is no existing mechanism for the SCP review and any of the City's other future planning activities to align with or be informed by Council Members' strategic priorities.

Strategic, Legislative and Policy Implications

Strategic Community Plan	
Aspiration:	Performance
Objective:	5.6 Decision-making that is ethical, informed and inclusive.
Issue Specific Strategies and Plans:	Nil.

Legislation, Delegation of Authority and Policy	
Legislation:	Section 5.56 of the *Local Government Act 1995* Regulation 19C of the *Local Government (Administration) Regulations 1996*
Authority of Council/CEO:	It is a responsibility of Council to plan for the future of the City. As such Council has the authority to inform the preparation of the plan for the future.
Policy:	Nil.

Financial Implications

Nil.

Relevant Documents

Smart Cities: Creating liveable, sustainable and prosperous communities (January 2020) State of Green, Denmark.

Accounting for the Triple Bottom Line (March 1998) Measuring Business Excellence, John Elkington.

Further information

Nil.

15.3 Review of Delegations

Responsible Officer	Michelle Reynolds - Chief Executive Officer
Voting Requirement	Absolute Majority
Attachments	Attachment 15.3A - Register of Delegations and Authorisations Attachment 15.3B - Statutory Delegations Review – Comparative Analysis of Proposed Amendments

Purpose

For Council to complete the review of its delegations as required by sections 5.18 and 5.46 of the *Local Government Act 1995* and other relevant legislation.

Recommendation

That Council:

1. ENDORSES the review of its delegations in accordance with sections 5.18 and 5.46 of the *Local Government Act 1995*.
2. DELEGATES its functions as stated in the Register of Delegations and Authorisations (Attachment 15.3A).

Background

1. Sections 5.18 and 5.46 of the *Local Government Act 1995* require Council to review its delegations to Committees of Council and the CEO each financial year. The last review was considered by Council at its meeting on 30 June 2020. Similar provisions are also contained in other acts under which delegations are given by Council.

2. The annual review of delegations requires the City of Perth (the City) to consider if:

   a. there are any changes in legislation affecting the current delegations;

   b. the current delegations are fit for purpose and promote efficient and effective decision making; and

   c. the conditions on delegations are appropriate and ensure Council has appropriate oversight over decision making.

3. This review is informed by the two relevant guidance documents available to the sector:

   a. the Department of Local Government, Sports and Cultural Industries' Local Government Operational Guidelines Number 17 – Delegations*;* and

   b. WALGA's delegation register template for local governments.

4. Under section 5.42 of the *Local Government Act 1995* the Council of the City, as the local government for the district, has the power to delegate to the CEO of the City its powers and duties under that Act. This power of delegation is limited by section 5.43 of that Act, regulation 18G of the *Local Government (Administration) Regulations 1996* and regulation 6 of the *Local Government (Financial Management) Regulations 1996*. Similar provisions apply in other acts under which delegations can be given by Council, as detailed in Attachment 15.3A.

5. The Department's Guidelines outline functions which are suitable for 'acting through'. These functions require no discretion when carried out. It is recommended that a number of current delegations are no longer included in the register, on the basis the function is suitable for acting through, in accordance with the Department's Guidelines. This is detailed in Attachment 15.3B.

6. Legislative amendments have occurred since last year's review which affect the City's current delegations, with the *remaining provisions of the Local Government Legislation Amendment Act 2019,* changes to Local Government regulations, and amendments to the *Planning and Development Act 2005* and its regulations all coming into effect.

7. The Inquiry into the City of Perth made the following recommendation in relation to delegations of authority:

No	Recommendation Description
204	The City of Perth Council and the City's CEO review the delegation framework to ensure it provides sufficiently clear direction to Council members, committee members, the CEO and employees on delegated limits and documents they are permitted to sign and the financial arrangements they can enter into on behalf of the City.

Discussion

8. A holistic review of the City's statutory delegations has been conducted, giving consideration to:
   a. Alignment with better practice, as set out by the Department's Local Government Operational Guideline Number 17 – Delegations and WALGA's delegation register template, and the practices of other Band 1 Local Governments.
   b. Recommendation 204 of the Inquiry into the City of Perth
   c. Relevant legislative amendments
   d. Changes within the Administration
   e. Outcomes from the 2020/2021 Policy Review Program
9. This process sought to identify not only any necessary amendments to statutory delegations in line with legislation and the City's current Policies and operations, but also any opportunities for improvement to the clarity and usability of the register and efficiency and appropriateness of the delegations.
10. Based on this review, changes are now proposed (as detailed in Attachment 15.3B) to ensure the City's statutory delegations align with current legislation, policies, Administrative processes and structures, and better practice.
11. Key elements of the proposed changes include:
   a. Effectively streamlining the City's statutory delegations to reduce the number of delegations from 89 to 54.
   b. Increasing the CEO's financial authority from $1,000,000 per annum (excl GST) to $2,000,000 per annum (excl GST)
   c. Enhancing clarity for delegates by improving the presentation and layout of the register and grouping delegations by function (i.e. 'land, roads and property', 'financial management', 'rates and service charges').
   d. Providing sufficient conditions within each delegation to ensure the nature and extents of each delegation is appropriate and in line with best practice, legislation and policies.
12. A high-level summary of the substantive proposed changes is provided below:

Function group	Substantive changes
Land, roads and property	New delegation regarding notices issued under section 3.25 of the *Local Government Act 1995* as this is a discretionary decision-making function which is appropriate for delegation to relevant officers. Removal of delegations which aren't required as they do not involve discretionary decision-making, meaning officers can carry out those functions without a delegation. These include those relating to right of entry and disposal of confiscated goods.
Financial management	Tender delegations have been revised to improve clarity. The CEO's financial authority is proposed to be increasing to $2,000,000 per annum (excl GST). The increase will improve timeliness of project delivery, and at 1% of total revenue, it is not considered a significant risk that would require Council direction, as the amount must be included in the annual budget Council has adopted.

Function group	Substantive changes
	This limit applies to accepting tenders, tender exempt procurement, disposing of property and variations to contracts. A new delegation for the disposal of land and buildings, consistent with Council's new Policy 2.7 Property Performance, Investment and Disposal.
Rates and service charges	Nil substantive changes.
Governance	New delegation for the functions of the City under the City's local laws.
Building Act 2011	Nil substantive changes.
Bush Fires Act 1954	As there is only a power to delegate to the CEO with a few exceptions, the current 10 delegations have been captured by a single delegation for all the functions under that Act, except the power to make Local Laws. A separate delegation for infringement notices remains.
Cat Act 2011	Removal of one delegation due to amendments to the *Cat Act 2011*
Dog Act 1976	New delegation to deal with applications for keeping more than two dogs. Removal of one delegation due to amendments to the *Dog Act 1976.*
Food Act 2008	Removal of delegation relating to compensation as this is not delegated under other acts.
Graffiti Vandalism Act 2016	Nil substantive changes.
Planning and Development Act 2005	New delegation inserted to allow the issue of Heritage Conservation Notices.
Public Health Act 2016 and *Health (Miscellaneous Provisions) Act 1911*	Removal of delegation relating to compensation as this is not delegated under other acts.
Authorisations by Council to the CEO and other employees	No substantive changes from those authorisations given by Council between July 2020 and June 2021.

Stakeholder Engagement

13. The proposed delegations and table of changes was provided to elected members through email and the Council Hub on 26 May 2021. Elected member feedback addressed:
    a. The implications of the Audit Committee delegation
    b. The limit for tender acceptance
    c. The delegation to lease property
    d. The delegation for debt write off
    e. Issue of heritage conservation notices

Decision Implications

14. Council is required to review its delegations under the *Local Government Act 1995* and some other acts at least once every financial year. Failure to complete the review will mean that the City is in breach of the *Local Government Act 1995*.

15. By delegating its functions under various acts, decisions on the matters delegated will be undertaken by the City and not by Council.

Strategic, Legislative and Policy Implications

Strategic Community Plan	
Aspiration:	Performance
Objective:	5.6 Decision-making that is ethical, informed and inclusive.
Issue Specific Strategies and Plans:	Nil.

Legislation, Delegation of Authority and Policy	
Legislation:	Sections 5.16 and 5.42 of the *Local Government Act 1995 (WA)* Section 127 of the *Building Act 2011 (WA)* Section 48 of the *Bush Fires Act 1954 (WA)* Section 44 of the *Cat Act 2011 (WA)* Section 10AA of the *Dog Act 1976 (WA)* Section 118 of the *Food Act 2008 (WA)* Section 16 of the *Graffiti Vandalism Act 2016 (WA)* Section 21 of the *Public Health Act 2016 (WA)* Schedule 2 clause 82(1) of the *Planning and Development (Local Planning Schemes) Regulations 2015 (WA)*.
Authority of Council/CEO:	Council deciding to delegate or authorise functions requires a resolution of Council in accordance with the various acts under which the delegation is made.

Policy:	Nil.

Financial Implications

Nil.

Relevant Documents

Nil.

Further Information

Following the Agenda Briefing Session held on 22 June 2021, further information is provided:

16. As a result of questions from elected members, the following changes have been made to the proposed delegations:

    a. The following condition has been inserted on all delegations and authorisations where equivalent words did not exist "*The exercise of this delegation must be consistent with the relevant legislation, Council Policy and Annual Budget.*"

    b. Function 5 of Delegation 2.10 has been revised to "*Authority to accept the next most advantageous tender if, within 6-months of accepting a tender, a contract has not been entered into or the local government and the successful tenderer agree to terminate the contract [F&G r.18(6) & (7)].*"

    c. The wording of Delegation 5.1 has removed the duplication of "authority to"

    d. The delegation for signage at 267 St Georges Terrace and 18 St Georges Terrace has been removed as it is no longer required

    e. The 'call in' of a development application by elected members has been revised to the number required to call a Special Council Meeting (Lord Mayor or 3 Councillors)

    f. Authorisations 11.1 and 11.2 have had the conditions reordered to bring the condition relating to deeds to be first condition

    g. The title of delegation 11.4 has been corrected

    h. Typographical and formatting errors have been corrected.

17. The following are recent examples of when an increase in authority for the Chief Executive Officer to award contracts would have led to the CEO awarding tenders under delegated authority:

    a. Safe Night Spaces Service Delivery $1.2m

    b. Media Booking & Buying $1.8m per annum

    c. Security Services $1.5m per annum

18. The required number of elected members to 'call in' development applications at other local governments is as follows:

Local Government	Number of Elected Members	Additional Comments
City of Fremantle	2	This is the number required to cause a matter at the Planning Committee to be referred to a full meeting of Council.
City of Swan	N/A	No provision to call in the delegation.
City of Joondalup	N/A	No provision to call in the delegation.
City of Stirling	2	At least one has to be a Councillor for that Ward or the Mayor.
City of Wanneroo	1	Nil.
Town of Victoria Park	3	Nil.

19. With regard to the financial and operational authorisations contemplated in Delegation 11, it is to be noted that the authorisations listed from pages 49 to 53 have already been resolved upon by Council. These have been incorporated for ease of reference. Each of these authorisations has been resolved by Council in detail in the following items at the following meetings:

    a. 11.1 - 11.4 - Item 15.2 27 April 2021 Review of Council Policy 10.9 - City of Perth Common Seal and Document Signing Authority

    b. 11.5 - 11.7 - Item 16.5 25 May 2021 Review of Policies 14.10 Issue of Certificates and Permits under the *Liquor Control Act 1998* and 14.11 Approval of Events on Roads

    c. 11.8 is for consideration as part of item 16.5 Review of Council Policy 6.20 Comment and Recommendations on Development Proposals Referred to the City by Statutory Authorities

    d. 11.9 - Item 13.9 25 August 2020 Appointment of Deputy of the Local Government for the *Health (Miscellaneous Provisions) Act 1911*.

City of Perth

Register of Delegations and Authorisations

Adopted by Council: Click or tap to enter a date.

Contents

1. Delegations to Committees 5
2. Delegations under the *Local Government Act 1995* 6
Delegations relating to land, roads and property 6
2.1. Notices requiring certain things to be done by owner or occupier of land 6
2.2. Close Thoroughfares to Vehicles 7
2.3. Obstruction of Footpaths and Thoroughfares 8
2.4. Dangerous Excavations in or Near Public Thoroughfares 9
2.5. Crossing from Public Thoroughfare to Private Land or Private Thoroughfare 9
2.6. Requirement to Construct or Repair Crossings 9
2.7. Private Works on, over or under Public Places 10
Delegations relating to financial management 11
2.8. Initiating an expression of interest, tender or a panel of pre-qualified suppliers 11
2.9. Tender exempt procurement 12
2.10. Deciding on an expression of interest, tender or a panel of pre-qualified suppliers 13
2.11. Varying and extending tender contracts 14
2.12. Disposing of property other than land or buildings 15
2.13. Disposing of land or buildings 16
2.14. Payments from Municipal or Trust Fund 17
2.15. Defer, Grant Concessions, Waive or Write Off Debts 17
2.16. Power to Invest and Manage Investments 18
Delegations relating to rates and service charges 19
2.17. Agreement as to Payment of Rates and Service Charges 19
2.18. Recovery of rates debts 19
2.19. Recovery of rates debts – Actions Against Land 20
2.20. Amendment or Objection to Rate Record 21
Delegations relating to Governance 22
2.21. Administer the City's local laws 22
2.22. Appointment of an Acting Chief Executive Officer 24
3. Delegations under the Building Act 2011 25
3.1. Grant or refuse a building, demolition or occupancy permit or building approval certificate 25
3.2. Building Orders 26
3.3. Inspection and Copies of Building Records 27
3.4. Designate Authorised Persons and Appoint Approved and Authorised Officers 27
3.5. Alternative and Performance Solutions 28

DRAFT

3.6. Referrals and Issuing Certificates 28
4. Delegations under the Bush Fires Act 1954 29
4.1. Functions of the local government 29
4.2. Prosecution of Offences 30
5. Delegations under the Cat Act 2011 31
5.1. Cat Registrations 31
5.2. Cat Control Notices 31
5.3. Approval to Breed Cats 32
5.4. Waive or Discount Registration Fees 32
5.5. Applications to keep additional cats 32
6. Delegations under the Dog Act 1976 33
6.1. Registration of Dogs 33
6.2. Keeping of multiple dogs without an approved kennel establishment 34
6.3. Recovery of Moneys Due Under the Dog Act 1976 34
6.4. Dangerous Dog Deal with Objections 35
7. Delegations under the Food Act 2008 36
7.1. Prohibition orders 36
7.2. Registration of Food Businesses 37
7.3. Appoint authorised officers and designated officer 37
7.4. Prosecutions and Debt Recovery 38
8. Delegations under the Graffiti Vandalism Act 2016 39
8.1. Give Notice Requiring Obliteration of Graffiti 39
8.2. Notices – Deal with Objections and Give Effect to Notices 39
8.3. Obliterate Graffiti on Private Property 40
8.4. Powers of Entry 40
9. Delegations under the Planning and Development Act 2005 41
9.1. Illegal Development 41
9.2. Planning Approval – City of Perth City Planning Scheme No.2 42
9.3. Planning Approval – City of Subiaco Town Planning Scheme No.4 43
9.4. Issue of Heritage Conservation Notices 44
10. Delegations under the *Public Health Act 2016* and *Health (Miscellaneous Provisions) Act 1911* 45
10.1. Appoint authorised officers and approved persons 45
10.2. Enforcement Agency Reports to the Chief Health Officer 46
10.3. Commence Proceedings 46
11. Authorisations given by Council to the CEO and other employees 48
11.1. Execution of documents by employees 48

DRAFT

11.2. Execution of documents to implement decisions of Council and other bodies _____ 48
11.3. Execution of documents by common seal _____ 49
11.4. Execution of documents – Lawyers and Conveyancers _____ 49
11.5. Issue of certificate of compliance under Section 39 of the Liquor Control Act 1988 _____ 50
11.6. Issue of certificate of compliance under Section 40 of the Liquor Control Act 1988 _____ 50
11.7. Issue of approval or refusal under section 81C of the *Road Traffic Act 1974* _____ 50
11.8. Comments on development applications _____ 51
11.9. Deputy of the Local Government under the *Health (Miscellaneous Provision) Act 1911* __ 51

DRAFT

1. Delegations to Committees

There are no delegations to committees of the Council.

DRAFT

2. Delegations under the *Local Government Act 1995*

Under section 5.42 of the *Local Government Act 1995* the Council of the City of Perth, as the local government for the district, has the power to delegate to the CEO of the City of Perth its powers and duties under that Act. This power of delegation is limited by section 5.43 of that Act, regulation 18G of the *Local Government (Administration) Regulations 1996* and regulation 6 of the *Local Government (Financial Management) Regulations 1996*.

Delegations relating to land, roads and property

2.1. Notices requiring certain things to be done by owner or occupier of land

The functions delegated by Council to the CEO	Authority to: 1. authorise a person to exercise the powers given to the local government under Part 3, Division 3, Subdivision 2 of the *Local Government Act 1995*. [s 3.24] 2. give a person who is the owner or the occupier of land a notice in writing relating to the land requiring the person to do anything specified in the notice that — a. is prescribed in Schedule 3.1, Division 1 of the *Local Government Act 1995*; or b. is for the purpose of remedying or mitigating the effects of any offence against a provision prescribed in Schedule 3.1, Division 2 of the *Local Government Act 1995*. [s 3.25(1)(a) and (b)] 3. do anything necessary to achieve the purpose for which the notice was given under section 3.25. [s 3.26(2)] 4. recover the cost from the person who failed to comply with the notice given under section 3.25 of anything done by the City to meet the requirements of that notice. [s 3.26(3)]
These functions can be found	*Local Government Act 1995:* • Section 3.24 Authorising persons under this Subdivision • Section 3.25 Notices requiring certain things to be done by owner or occupier of land • Section 3.26 Additional powers when notices given
The Council's conditions on this delegation	The exercise of this delegation must be consistent with the relevant legislation, Council Policy and Annual Budget.

DRAFT

2.2. Close Thoroughfares to Vehicles

The functions delegated by Council to the CEO	Authority to: 1. Close a thoroughfare (wholly or partially) to vehicles or particular classes of vehicles. [s3.50(1) and (1a)(2)] 2. Give public notice and provide notice to the Commissioner of Main Roads and consider submissions relevant to road closures for proposed closures of thoroughfares for a period exceeding 4 weeks. [s3.50(4) and (5)] 3. Revoke an order to close a thoroughfare. [s3.50(6) 4. Partially and temporarily close a thoroughfare without public notice for repairs or maintenance, where is it unlikely to have a significant adverse effect on users of the thoroughfare. [s3.50A] 5. Before doing anything to which section 3.51 applies, take action to notify affected owners and give public notice that allows reasonable time for submissions made before determining to fix or alter the level or alignment of a thoroughfare or draining water from a thoroughfare to private land. [s3.51]
This function can be found	*Local Government Act 1995:* • Section 3.50 Closing certain thoroughfares to vehicles • Section 3.50A Partial closure of thoroughfare for repairs or maintenance • Section 3.51 Affected owners to be notified of certain proposals
The Council's conditions on this delegation	The exercise of this delegation must be consistent with the relevant legislation, Council Policy and Annual Budget.

DRAFT

2.3. Obstruction of Footpaths and Thoroughfares

The functions delegated by Council to the CEO	Authority to: 1. determine, by written notice served on a person who is carrying out plastering, painting or decorating operations (the work) over or near a footpath on land that is local government property, to require the person to cover the footpath during the period specified in the notice so as to: a. prevent damage to the footpath; or b. prevent inconvenience to the public or danger from falling materials [ULP 5(2)]. 2. provide permission including imposing appropriate conditions or to refuse to provide permission, for a person to place on a specified part of a public thoroughfare one or more specified things that may obstruct the public thoroughfare. [ULP r.6(2) and (4)]. 3. renew permission to obstruct a thoroughfare and to vary any condition imposed on the permission effective at the time written notice is given to the person to whom permission is granted [ULP r.6(6)]. 4. require an owner or occupier of land to remove any thing that has fallen from the land or from anything on the land, which is obstructing a public thoroughfare [ULP r.7A]. 5. require an owner occupier of land to remove any part of a structure, tree or plant that is encroaching, without lawful authority on a public thoroughfare [ULP r.7].
This function can be found	*Local Government (Uniform Local Provisions) Regulations 1996:* • Regulation 6 Obstruction of public thoroughfare by things placed and left - Sch. 9.1 cl.3(1)(a)
The Council's conditions on this delegation	1. The exercise of this delegation must be consistent with the relevant legislation, Council Policy and Annual Budget. 2. Actions under this Delegation must comply with procedural requirements detailed in the *Local Government (Uniform Local Provisions) Regulations 1996.* 3. Permission may only be granted where, the proponent has: a. Where appropriate, obtained written permission from each owner of adjoining or adjacent property which may be impacted by the proposed obstruction. b. Where appropriate, provided a bond, sufficient to the value of works that may be required if the proponent does not satisfactorily make good public assets damaged by the obstruction at the completion of works. c. Provided evidence of sufficient Public Liability Insurance. d. Where appropriate, provided pedestrian and traffic management plans which are sufficient for the protection of public safety and amenity.

DRAFT

2.4. Dangerous Excavations in or Near Public Thoroughfares

The functions delegated by Council to the CEO	Authority to: 1. fill in or fence an excavation, or request the owner or occupier to fill in or fence an excavation, on land that adjoins a thoroughfare if it is determined to be dangerous. [ULP 11(1)] 2. Approve or refuse permission to make an excavation in a public thoroughfare or land adjoining a public thoroughfare [ULP 11(4)] 3. Impose conditions on approval [ULP 11(6)] 4. Renew an approval [ULP 11(8)] 5. Vary the conditions of approval at any time [ULP 11(8)]
This function can be found	*Local Government (Uniform Local Provisions) Regulations 1996:* • Regulation 11 Dangerous excavation in or near public thoroughfare – Sch.9.1 cl.6
The Council's conditions on this delegation	The exercise of this delegation must be consistent with the relevant legislation, Council Policy and Annual Budget.

2.5. Crossing from Public Thoroughfare to Private Land or Private Thoroughfare

The functions delegated by Council to the CEO	Authority to approve the construction of a crossing, giving access from a thoroughfare to private land or a private thoroughfare serving the land. [ULP 12(1)]
This function can be found	*Local Government (Uniform Local Provisions) Regulations 1996:* • Regulation 12 Crossing from public thoroughfare to private land or private
The Council's conditions on this delegation	The exercise of this delegation must be consistent with the relevant legislation, Council Policy and Annual Budget.

2.6. Requirement to Construct or Repair Crossings

The functions delegated by Council to the CEO	Authority to issue a notice requiring an owner or occupier to construct, repair a crossing from a public thoroughfare to private land or a private thoroughfare serving that land. [ULP 13(1)]
This function can be found	*Local Government (Uniform Local Provisions) Regulations 1996:* • Regulation 13 Requirement to construct or repair crossing – Sch. 9.1
The Council's conditions on this delegation	The exercise of this delegation must be consistent with the relevant legislation, Council Policy and Annual Budget.

DRAFT

2.7. Private Works on, over or under Public Places

The functions delegated by Council to the CEO	Authority to: 1. grant permission to construct anything on, over, or under a public thoroughfare or other public place that is local government property. [ULP 17(3)] 2. impose conditions on permission granted to construct a specified thing on, over, or under a specified public thoroughfare or public place that is local government property. [ULP 17(5)]
This function can be found	*Local Government (Uniform Local Provisions) Regulations 1996:* • Regulation 17 Private works on, over, or under public places – Sch. 9.1 cl. 9
The Council's conditions on this delegation	1. The exercise of this delegation must be consistent with the relevant legislation, Council Policy and Annual Budget. 2. Approval is to be granted subject to a bond for work being performed and the payment of costs for trench resurfacing as required. 3. Owners and occupiers of adjoining properties are to be advised of the works. 4. In the case of major infrastructure works, where there may be objections form owners or occupiers of adjoining properties, the matter is to be referred to Council for determination. 5. This Delegation applies to, but is not limited to, the following: a. ground anchors b. verandas c. awnings d. pilings e. signs.

DRAFT

Delegations relating to financial management

2.8. Initiating an expression of interest, tender or a panel of pre-qualified suppliers

The functions delegated by Council to the CEO	Authority to determine: 1. to call tenders for goods or services, including for a panel of pre-qualified suppliers (F&G 11(1) & 24AC(1)(b)). 2. to invite tenders though not required to do so (F&G 13). 3. when to seek Expressions of Interest to tender and to invite Expressions of Interest to supply goods or services (F&G 21). 4. in writing, before tenders are called, the criteria for deciding which tenders/applications should be accepted (F&G 14(2a)). 5. the information that is to be disclosed to those interested in submitting a tender or applying for a panel of pre-qualified suppliers (F&G 24AD(3)). 6. to vary tender/application information after public notice of invitation to tender/apply has been given and before the close of submissions (F&G 14(5) & 24AD(6)). 7. seek clarification from tenderers/applicants in relation to information contained in their submission (F&G 18(4a) & 24AH(4)).
This function can be found	*Local Government Act 1995:* • Section 3.57 Tenders for providing goods or services *Local Government (Functions and General) Regulations 1996:* • Regulation 11 When tenders have to be publicly invited • Regulation 13 Requirements when local government invites tenders though not required to do so • Regulation 14 Publicly inviting tenders, requirements for • Regulation 21 Limiting who can tender, procedure for • Regulation 24AB Local government may establish panels of pre-qualified suppliers • Regulation 24AC Requirements before establishing panels of pre-qualified suppliers • Regulation 24AD Requirements when inviting persons to apply to join panel of pre-qualified suppliers • Regulation 24AH Rejecting and accepting applications to join panel of pre-qualified suppliers
The Council's conditions on this delegation	1. The exercise of this delegation must be consistent with the relevant legislation, Council Policy and Annual Budget. 2. In exercising functions 1, 2 and 3, where there is no adopted annual budget, a tender may only be called where it includes a provision that the tender will only be awarded subject to the budget adoption by Council. 3. In exercising function 6, the delegate must take reasonable steps to ensure each person who has sought copies of the information is provided with notice of the variation.

2.9. Tender exempt procurement

The functions delegated by Council to the CEO	Authority to: 1. undertake tender exempt procurement, in accordance with the Purchasing Policy, where the total consideration under the resulting contract is expected to be included in the adopted Annual Budget (F&G 11(2)). 2. because of the unique nature of the goods or services or for any other reason it is unlikely that there is more than one supplier, determine to contract directly with a suitable supplier (F&G 11(2)(f)).
This function can be found	*Local Government Act 1995:* • Section 3.57 Tenders for providing goods or services *Local Government (Functions and General) Regulations 1996:* • Regulation 11 When tenders have to be publicly invited
The Council's conditions on this delegation	1. The exercise of this delegation must be consistent with the relevant legislation, Council Policy and Annual Budget. 2. In this delegation, tender exempt procurement refers to exemptions for matters that are above the tender threshold in regulation 11(1). For matters below that threshold, authorisation is not via this delegation but instead via financial authority limits and the City's policies and procedures 3. Tender exempt procurement under regulation 11(2) may only be approved where the total consideration under the resulting contract is expected to be less than $2,000,000 (except for goods or services supplied by a person registered on the Aboriginal Business Directory WA or Indigenous Minority Supplier Office Limited (T/as Supply Nation). As the limit provided in regulation 11(2)(h)(ii) is $250,000) and where satisfied that the contract represents value for money. 4. Tender exempt procurement under regulation 11(2)(f) may only be approved where a record is retained that evidences: a. A detailed specification; b. The outcomes of market testing of the specification; c. The reasons why market testing has not met the requirements of the specification; d. Rationale for why the supply is unique and cannot be sourced through other suppliers; and e. The expense is included in the adopted Annual Budget.

DRAFT

2.10. Deciding on an expression of interest, tender or a panel of pre-qualified suppliers

The functions delegated by Council to the CEO	Authority to determine: 1. to accept or reject tenders or applications after written evaluation (F&G 18(4) & 24AH(3)). 2. To reject a tender or application without considering its merits, where it was submitted at a place and within the time specified, but fails to comply with any other requirement specified in the invitation (F&G 18(2) & 24AH(2)). 3. to decline any tender or application (F&G 18(5) & 24AH(5)). 4. that a variation proposed is minor in context of the total goods and services sought through the invitation, and to make minor variations before entering into a contract with a successful tenderer (F&G 20(1)&(3)). 5. to accept the next most advantageous tender if, within 6-months of accepting a tender, a contract has not been entered into or the local government and the successful tenderer agree to terminate the contract (F&G 18(6)&(7)). 6. to enter into contract, or contracts, for the supply of goods or services with a pre-qualified supplier, as part of a panel of pre-qualified suppliers for those particular goods or services (F&G 24AJ(1)) 7. to consider Expressions of Interest which have not been rejected and determine those which are capable of satisfactorily providing the goods or services, for listing as acceptable tenderers. (F&G 23) 8. to choose the next most advantageous tender to accept, if: a. the chosen tenderer is unable or unwilling to form a contract (F&G 20(2)).; or b. a minor variation cannot be agreed with the successful tenderer, so that the tenderer ceases to be the chosen tenderer (F&G 20(2)).
This function can be found	*Local Government Act 1995:* • Section 3.57 Tenders for providing goods or services *Local Government (Functions and General) Regulations 1996:* • Regulation 18 Rejecting and accepting tenders • Regulation 20 Variation of requirements before entry into contract • Regulation 23 Rejecting and accepting expressions of interest to be acceptable tenderer • Regulation 24AH Rejecting and accepting applications to join panel of pre-qualified suppliers • Regulation 24AJ Contracts with pre-qualified suppliers
The Council's conditions on this delegation	1. The exercise of this delegation must be consistent with the relevant legislation, Council Policy and Annual Budget. 2. Under this delegation tenders may only be accepted or rejected where there is an adopted budget for the proposed good or service. 3. Tenders or applications may only be accepted where the total consideration under the proposed resulting contract is $2,000,000 (excl. GST) per annum or less and the expense is included in the Annual Budget. 4. Function 5 cannot be exercised when the tender was accepted by Council.

DRAFT

2.11. Varying and extending tender contracts

The functions delegated by Council to the CEO	Authority to determine: 1. vary a contract that has been entered into with a successful tenderer, provided the variation/s do not change the scope of the original contract (F&G 21A(a)). 2. exercise a renewal or extension option contained in a tender contract (F&G 11(2)(j)).
This function can be found	*Local Government Act 1995:* • Section 3.57 Tenders for providing goods or services *Local Government (Functions and General) Regulations 1996:* • Regulation 11 When tenders have to be publicly invited • Regulation 21A Varying a contract for the supply of goods or services
The Council's conditions on this delegation	1. The exercise of this delegation must be consistent with the relevant legislation, Council Policy and Annual Budget. 2. A variation to a contract must be provided for in the annual budget. 3. A variation to a contract cannot be for more than 20% of the contract value 4. A variation to a contract under function 1 cannot result in the contract exceeding $2,000,000 per annum. 5. Function 2 of this delegation does not apply to panels of prequalified suppliers, pursuant to the restrictions of Regulation 24AJ.

DRAFT

2.12. Disposing of property other than land or buildings

The functions delegated by Council to the CEO	Authority to determine to dispose of property other than land or buildings: 1. to the highest bidder at public auction [s 3.58(2)(b)]; or 2. to the person who at public tender called makes the most acceptable tender, which does not have to be the highest tender [s 3.58(2)(b)]. 3. by negotiating, and entering into, an agreement subject to compliance with section 3.58(3) and (4), including the consideration of any submissions received following the giving of public notice prior to the disposal. [s 3.58(3)&(4)] 4. that is exempt from the requirements of section 3.58(1)-(4) (s 3.58(5))
This function can be found	*Local Government Act 1995:* • Section 3.58 Disposing of Property *Local Government (Functions and General) Regulations 1996:* • Regulation 30 Dispositions of property excluded from Act s. 3.58
The Council's conditions on this delegation	1. The exercise of this delegation must be consistent with the relevant legislation, Council Policy and Annual Budget. 2. Disposal of property under this delegation, is limited, for any single transaction, for property, worth $2,000,000 or less. 3. Where the following methods of disposal of property are implemented, it is conditional on the corresponding requirements: a. for a public auction, a confidential independent valuation must be obtained in advance to operate as the "reserve price" and then any disposal must be: i. for no less than the reserve price; or ii. within 10% of the reserve price, if the reserve price is not achieved and an agreement that complies with section 3.58 is subsequently negotiated; b. for a public tender, if in the delegates opinion no reasonable tender response is received, then the delegate is to determine if better value could be achieved through another disposal method and if so, must determine not to accept any tender and use an alternative disposal method; and c. where a direct negotiation is determined as the method of disposal, authority to: i. negotiate the disposal of the property up to a 10% variance on the valuation; and ii. consider any public submissions received and determine if to proceed with the disposal, ensuring that the reasons for such a determination are recorded. 4. Where the market value of the property is determined as being less than $20,000 (F&G r.30(3) excluded disposal) may be undertaken to ensure that the best value return is achieved however, where the property is determined as having a nil market value then, as a minimum, the disposal must ensure environmentally responsible disposal.

DRAFT

2.13. Disposing of land or buildings

The functions delegated by Council to the CEO	Authority to: 1. dispose of land and building assets where it is included in the annual budget in accordance with the requirements of section 3.58 of the *Local Government Act 1995*. (s 3.58) 2. dispose of land to an adjoining owner where: a. it has a market value of less than $5,000; and b. the delegate does not consider the land would be of significant benefit to anyone other than the buyer (F&G 30(2)(a)). 3. the extent that a tenant under a lease exercising an option for a further term is a disposal of property, to agree to the exercise of that option for a further term in accordance with the conditions of the relevant lease (s 3.58). 4. the extent that a tenant under a lease assigning that lease is a disposal of property, to agree to the assignment of that in accordance with the conditions of the relevant lease (s 3.58). 5. the extent that a tenant under a lease, sub-leasing that property, is a disposal of property, to give consent to the sub-lease of that property in accordance with the conditions of the relevant lease (s 3.58). 6. Dispose of residential property by lease (F&G 30(2)(g)). 7. Dispose of land or a building by lease or licence to occupy to a body whether incorporated or not the objects of which are of a charitable, benevolent, religious, cultural, educational, recreational, sporting or other like nature and the members of which are not entitled or permitted to receive any pecuniary profit from the body's transactions (F&G 30(2)(b)) 8. lease a building, where its independent market rental valuation is less than $2,000,000 per annum in accordance with the requirements of section 3.58 of the *Local Government Act 1995* (s 3.58)
This function can be found	*Local Government Act 1995:* • Section 3.58 Disposing of Property *Local Government (Functions and General) Regulations 1996:* • Regulation 30 Dispositions of property excluded from Act s. 3.58
The Council's conditions on this delegation	1. The exercise of this delegation must be consistent with the relevant legislation, Council Policy and Annual Budget. 2. No lease or licence can exceed a maximum term of ten (10) years including any options. 3. In the exercise of function 8 the rent to be paid under the lease must be not less than 95% of the independent market rental valuation obtained, or in the case of land classified as a strategic holding under Policy 2.7 Property Performance, Investment and Disposal, 90%. 4. This delegation does not extend to a disposal of property that would be a major land transaction.

DRAFT

2.14. Payments from Municipal or Trust Fund

The functions delegated by Council to the CEO	Authority to make payments from the municipal or trust fund. [FM 12(1)(a)]
This function can be found	*Local Government (Financial Management) Regulations 1996:* • Regulations 12(1)(a) Payments from municipal fund or trust fund, restrictions on making
The Council's conditions on this delegation	1. The exercise of this delegation must be consistent with the relevant legislation, Council Policy and Annual Budget. 2. All payments from the municipal or trust fund must be approved by two delegates. 3. The functions of verification of the proposed payment and authorization of the payment cannot be undertaken by the same delegate.

2.15. Defer, Grant Concessions, Waive or Write Off Debts

The functions delegated by Council to the CEO	Authority to: 1. Waive or grant a concession in relation to any amount of money which is owed to the City. [s 6.12(1)(b)] 2. Write off any amount of money which is owed to the City. [s 6.12(1)(c)]
This function can be found	*Local Government Act 1995:* • Section 6.12 Power to defer, grant discounts, waive or write off debts
The Council's conditions on this delegation	1. The exercise of this delegation must be consistent with the relevant legislation, Council Policy and Annual Budget. 2. Prior to writing off a debt, all necessary measures have been taken to recover the debt and the debt remained unpaid for a period of 90 days after its due date for payment. 3. This delegation is limited to individual debts valued below $200,000 or cumulative debts of a debtor valued below $200,000. Write offs greater than these values must be referred for Council decision. 4. Rates and service charges cannot be waived or be written off, but concessions may be granted in accordance with the relevant Council policies.

DRAFT

2.16. Power to Invest and Manage Investments

The functions delegated by Council to the CEO	The authority to: 1. invest money held in the municipal or trust fund that is not, for the time being, required for any other purpose, including, where, as result of amendment to legislation or the ability arises to invest to the advantage of the City contrary to the provisions of Council Policy 2.1 Management of Investments. [s 6.14(1)] 2. establish and document internal control procedures to be followed by employees to ensure control over investments, enabling the identification of the nature and location of all investments and the transactions related to each investment. [FM 19]
This function can be found	*Local Government Act 1995:* • Section 6.14(1) Power to invest *Local Government (Financial Management) Regulations 1996:* • Regulation 19 Investments, control procedures for
The Council's conditions on this delegation	1. The exercise of this delegation must be consistent with the relevant legislation, Council Policy and Annual Budget. 2. All investments from the municipal or trust fund must be approved by two delegates.

DRAFT

Delegations relating to rates and service charges

2.17. Agreement as to Payment of Rates and Service Charges

The functions delegated by Council to the CEO	Authority to 1. make an agreement with a person for the payment of rates or service charges. [6.49] 2. determine the date on which rates or service charges become due and payable under that agreement. [6.50]
This function can be found	*Local Government Act 1995:* • Section 6.49 Agreement as to payment of rates and service charges • Section 6.50 Rates or service charges due and payable
The Council's conditions on this delegation	The exercise of this delegation must be consistent with the relevant legislation, Council Policy and Annual Budget.

2.18. Recovery of rates debts

The functions delegated by Council to the CEO	Authority to 1. recover rates or service charges, as well as costs of proceedings for the recovery, in a court of competent jurisdiction. [6.56(1)] 2. give notice to a lessee of land in respect of which there is an unpaid rate or service charge requiring the lessee to pay its rent to the local government. [6.60(2)] 3. recover the amount of the rate or service charge as a debt from the lessee if rent is not paid in accordance with the notice. [6.60(4)]
This function can be found	*Local Government Act 1995:* • Section 6.56 Rates or service charges recoverable in court • Section 6.60 Local government may require lessee to pay rent
The Council's conditions on this delegation	The exercise of this delegation must be consistent with the relevant legislation, Council Policy and Annual Budget.

DRAFT

2.19. Recovery of rates debts – Actions Against Land

The functions delegated by Council to the CEO	Authority to: 1. lodge (and withdraw) a caveat to preclude dealings in respect of land where payment of rates or service charges imposed on that land is in arrears. [6.64(3)] 2. to take possession of land and hold the land against a person having an estate or interest in the land where any rates or service charges in respect of the rateable land have been unpaid for at least three years, including: a. lease the land, or b. sell the land, or where land is offered for sale and a contract of sale has not been entered into after 12 months: i. cause the land to be transferred to the Crown [s 6.71]; or ii. cause the land to be transferred to the City [s 6.71]; and iii. determine such matters that Schedule 6.2 and 6.3 require to be determined for the lease or sale of land, including the date of the auction, desirable means of advertisement, and the reserve price. [Sch 6.2 and 6.3] 3. agree terms and conditions with a person having estate or interest in land and to accept payment of outstanding rates, service charges and costs within 7 days of and prior to the proposed sale. [6.69(2)]
This function can be found	*Local Government Act 1995:* • Section 6.64 Actions to be taken • Section 6.69 Right to pay rates, service charges and costs, and stay proceedings • Section 6.71 Power to transfer land to Crown or local government • Section 6.74 Power to have land revested in Crown if rates in arrears 3 years
The Council's conditions on this delegation	1. The exercise of this delegation must be consistent with the relevant legislation, Council Policy and Annual Budget. 2. In accordance with section 6.68(3A), this delegation cannot be used where a decision relates to exercising a power of sale without having, within the previous 3-years attempted to recover the outstanding rates and/or changes through a court under section 6.56, as section 6.68(3A) requires that the reasons why court action has not been pursued must be recorded in Council Minutes.

DRAFT

2.20. Amendment or Objection to Rate Record

The functions delegated by Council to the CEO	Authority to: 1. determine any requirement to amend the rate record for the 5-years preceding the current financial year. [s 6.39(2)(b)] 2. extend the time for a person to make an objection to a rate record. [s 6.76(4)] 3. consider an objection to a rate record and either allow it or disallow it wholly or in part. [s 6.76(5)]
This function can be found	*Local Government Act 1995:* • Section 6.39 Rate record • Section 6.76 Grounds of objection
The Council's conditions on this delegation	1. The exercise of this delegation must be consistent with the relevant legislation, Council Policy and Annual Budget. 2. Delegates must comply with the requirements of section 6.40 of the *Local Government Act 1995*.

DRAFT

Delegations relating to Governance

2.21. Administer the City's local laws

The functions delegated by Council to the CEO	All of the functions of the local government or City under the: *a. City of Perth Activities on Land Local Law 2002* *b. City of Perth Air Conditioning Units Local Law 2004* *c. City of Perth Outdoor Dining Local Law 2019* *d. City of Perth Fencing Local Law 2015* *e. City of Perth Local Government Property Local Law 2005* *f. City of Perth Parking Local Law 2017* *g. City of Perth Public Trading Local Law 2005* *h. City of Perth Special Events Local Law 2007* *i. City of Perth Thoroughfares and Public Places Local Law 2017*
This function can be found	*City of Perth Activities of Land Local Law 2002* • Clause 3.2 Prohibited activities • Clause 3.3 Water run-off *City of Perth Air Conditioning Units Local Law 2004* • Clause 7 Placement • Clause 14 Notices *City of Perth Outdoor Dining Local Law 2019* • Clause 2.5 Decision on application for permit • Clause 2.13 Transfer of permit • Clause 2.14 Placement *City of Perth Fencing Local Law 2015* • Clause 2.1 Sufficient fences • Clause 2.3 Gates in fences • Clause 2.4 Depositing fencing material on public place • Clause 2.6 Fences across rights-of-ways, public access ways or thoroughfares • Clause 2.7 Fences and Sightlines • Clause 2.10 Pre-used fencing materials • Clause 2.11 Barbed wire fences and spiked or jagged materials • Clause 2.12 Electrified and razor wire fences • Clause 3.1 Application for approval • Clause 3.2 Decision on application for approval *City of Perth Local Government Property Local Law 2005* • Clause 8 City may enter into Agreement • Clause 19 Application for permit • Clause 20 Decision on application for permit • Clause 21 Conditions which may be imposed on a permit • Clause 22 Compliance with and variation of conditions • Clause 23 Agreement for building • Clause 26 Transfer of permit • Clause 28 Cancellation of permit • Clause 29 Activities needing a permit • Clause 42 No entry to fenced or closed local government property • Clause 47 Unclaimed Property in Locker • Clause 49 No unauthorised entry to function • Clause 51 Application for consent and application fee • Clause 52 When use of jetty is prohibited • Clause 56 Restrictions on launching • Clause 63 Liability for damage to local government property

	City of Perth Parking Local Law 2017 • Clause 1.4 Application • Clause 1.11 Establishment of parking facilities • Clause 1.12 Permitted payment • Clause 1.13 Alternative method of payment • Clause 2.3 Stopping or parking generally • Clause 3.15 Construction site vehicle parking • Clause 4.4 Expired meter, parking limit • Clause 4.6 Reserved fee paying zones • Clause 5.7 Parking restrictions for vehicles with multiple occupants • Clause 6.1 Classes and application for parking permit • Clause 8.3 Modified penalty *City of Perth Public Trading Local Law 2005* • Clause 2.3 Application for permit • Clause 2.5 Decision on application for permit • Clause 2.6 Conditions which may be imposed on a permit • Clause 2.8 Amendment of permit conditions • Clause 2.13 Cancellation or suspension of permit • Clause 2.14 Exemption from the requirements to obtain a permit • Clause 3.3 Grounds for refusing an application • Clause 3.4 Conditions of a permit • Clause 3.5 Authorisation of nominee • Clause 3.6 Exemptions from requirement to pay a fee • Clause 3.7 Conduct of stallholders and traders • Clause 4.3 Ground for refusing an application • Clause 4.4 Variation of permitted area and permitted time • Clause 4.5 Cancellation of permit • Clause 4.6 Obligations of permit holder • Clause 6.2 Notice to repair damage to thoroughfare • Clause 6.4 City may undertake requirements of notice *City of Perth Special Events Local Law 2007* • Clause 1.7 Agreement to use local government property • Clause 2.1 Possession of liquor • Clause 2.2 Possession and use of large objects • Clause 2.4 Possession of loud stereos • Clause 3.1 Local public notice to be given *City of Perth Thoroughfares and Public Places Local Law 2017* • Clause 2.1 General prohibitions • Clause 2.2 Activities allowed with a permit • Clause 2.5 Temporary crossings – permit required • Clause 2.6 Removal of redundant crossing • Clause 2.10 Notice to owner or occupier • Clause 2.13 Assignment of property numbers • Clause 2.20 Hand held signs • Clause 3.6 Waste receptacles • Clause 4.1 Application for permit • Clause 4.2 Decision on application for permit • Clause 4.3 Conditions which may be imposed on a permit • Clause 4.4 Security for restoration and reinstatement • Clause 4.6 Amendment of permit conditions • Clause 4.9 Transfer of permit • Clause 4.11 Cancellation of permit • Clause 6.1 Notice to redirect or repair sprinkler

	• Clause 6.2 Hazardous plants • Clause 6.3 Notice to repair damage to thoroughfare • Clause 6.4 Notice to remove thing unlawfully placed on thoroughfare
The Council's conditions on this delegation	1. The exercise of this delegation must be consistent with the relevant legislation, Council Policy and Annual Budget. 2. This delegation does not include any function which requires a resolution of Council.

2.22. Appointment of an Acting Chief Executive Officer

The functions delegated by Council to the CEO	Authority to: 1. Determine that a person is suitably qualified to act as Chief Executive Officer (s5.36) 2. Appoint a person to act as Chief Executive Officer (s5.36 & 5.39)
This function can be found	*Local Government Act 1995:* • Section 5.36 Local Government Employees • Section 5.39 Contracts for CEO and senior employees
The Council's conditions on this delegation	The exercise of this delegation must be consistent with the relevant legislation, Council Policy and Annual Budget.

DRAFT

3. Delegations under the Building Act 2011

Under section 6 of the *Building Act 2011* the City of Perth, as a local government, is a permit authority.

Under section 127 of the *Building Act 2011* the Council of the City of Perth, as the local government, has the power to delegate to the CEO of the City of Perth its powers and duties, as a permit authority and local government under that Act.

3.1. Grant or refuse a building, demolition or occupancy permit or building approval certificate

The functions delegated by Council to the CEO	Authority to: 1. require an applicant to provide any documentation or information required to determine an application (s18(1), 55). 2. grant or refuse to grant a building, demolition or occupancy permit or building approval certificate (s20(1)&(2), 22, 58). 3. impose, vary or revoke conditions on a building, demolition or occupancy permit or building approval certificate (s27(1)&(3), 62(1)&(3)). 4. determine an application to extend time during which a building or demolition permit has effect, subject to (r23): a. being satisfied that work for which the building or demolition permit was granted has not been completed (r24(1)); or b. the extension is necessary to allow rectification of defects of works for which the permit was granted (r24(1)). 5. impose any condition on the building or demolition permit extension that could have been imposed under section 27 (r24(2). 6. approve, or refuse to approve, an application for a new responsible person for a building or demolition permit (r26). 7. extend the period in which an occupancy permit or modification, or building approval certificate has effect (s65(4)&r40)
This function can be found	*Building Act 2011* • Section 18 Further Information • Section 20 Grant of building permit • Section 21 Grant of demolition permit • Section 22 Further grounds for not granting an application • Section 27 Impose Conditions on Permit • Section 55 Further Information • Section 58 Grant of Occupancy Permit, Building Approval Certificate • Section 62 Conditions Imposed by Permit Authority • Section 65(4) Extension of Period of Duration *Building Regulations 2012* • Regulation 23 Application to extend time during which permit has effect (s. 32) • Regulation 24 Extension of time during which permit has effect (s. 32(3)) • Regulation 26 Approval of new responsible person (s.35(c)) • Regulation 40 Extension of period of duration of time limited occupancy permit or building approval certificate (s.65)
The Council's conditions on this delegation	The exercise of this delegation must be consistent with the relevant legislation, Council Policy and Annual Budget.

DRAFT

3.2. Building Orders

The functions delegated by Council to the CEO	Authority to: 1. make Building Orders [s110] in relation to: a. Building work, b. Demolition Work, c. An existing building or incidental structure. 2. give notice of a proposed building order and consider submissions received in response and determine actions (s111) 3. revoke a Building Order (s117). 4. if there is non-compliance with a building order, cause an authorised person to: a. Take any action specified in the order; or b. Commence or complete any work specified in the order; or c. If any specified action was required by the order to cease, to take such steps as are reasonable to cause the action to cease (s118(2). 5. take court action to recover as a debt, reasonable costs and expenses incurred in doing anything in regard to non-compliance with a building order (s118). 6. Authority to initiate a prosecution pursuant to section 133(1) for non-compliance with a building order made pursuant to section 110 of the Building Act 2011 (s133).
This function can be found	*Building Act 2011* • Section 110 Building Order • Section 111(1) Notice of proposed building order other than building order (emergency) • Section 117 Revocation of building order • Section 118 Permit authority may give effect to building order if non-compliance • Section 133(1) A permit authority may commence a prosecution for an offence against this Act
The Council's conditions on this delegation	The exercise of this delegation must be consistent with the relevant legislation, Council Policy and Annual Budget.

DRAFT

3.3. Inspection and Copies of Building Records

The functions delegated by Council to the CEO	Authority to determine an application from an interested person to inspect and copy a building record [s.131(2)].
This function can be found	*Building Act 2011* • Section 131 Inspection, Copies of Building Records
The Council's conditions on this delegation	The exercise of this delegation must be consistent with the relevant legislation, Council Policy and Annual Budget.

3.4. Designate Authorised Persons and Appoint Approved and Authorised Officers

The functions delegated by Council to the CEO	Authority to 1. to designate an employee as an authorised person (s96(3)). 2. to revoke or vary a condition of designation as an authorised person or give written notice to an authorised person limiting powers that may be exercised by that person (s99(3)). 3. appoint a specified employee to be an approved officer for the purposes of the Criminal Procedure Act 2004 section 6(a) (r70). 4. appoint an authorised officer for the purposes of the Criminal Procedure Act 2004 section 6(b) (r70).
This function can be found	*Building Act 2011* • Section 96(3) Authorised Persons • Section 99(3) Limitations on powers of authorise person *Building Regulations 2012:* • Regulation 70 Approved officers and authorised officers
The Council's conditions on this delegation	1. The exercise of this delegation must be consistent with the relevant legislation, Council Policy and Annual Budget. 2. In function 3, Specified employee means a local government employee who has delegated authority to perform a function under section 9.19 or 9.20 of the *Local Government Act 1995*. 3. A person may only be appointed to be an authorised officer if that person is also appointed under the Local Government Act 1995 section 9.10(1) for the purpose of performing functions under section 9.16 of that Act. 4. A certificate of authority must be issued to all authorised officers.

DRAFT

3.5. Alternative and Performance Solutions

The functions delegated by Council to the CEO	Authority to 1. approve requirements alternative to a fence, wall, gate or other component included in the barrier, if satisfied that the alternative requirements will restrict access by young children as effectively as if there were compliance with AS 1926.1 (r51(2). 2. approve a door for the purposes of compliance with AS 1926.1, where a fence or barrier would cause significant structural or other problem which is beyond the control of the owner / occupier or the pool is totally enclosed by a building or a fence or barrier between the building and pool would create a significant access problem for a person with a disability (r51(3)). 3. approve a performance solution to a Building Code pool barrier requirement if satisfied that the performance solution complies with the relevant performance requirement (r51(5). 4. approve alternative building solutions which meet the performance requirement of the Building Code relating to fire detection and early warning (r55). 5. approve or refuse to approve a battery powered smoke alarm and to determine the form of an application for such approval (r61).
This function can be found	*Building Regulations 2012:* • Regulation 51 Approvals by permit authority • Regulation 55 Terms Used (alternative building solution approval) • Regulation 61 Local Government approval of battery powered smoke alarms
The Council's conditions on this delegation	The exercise of this delegation must be consistent with the relevant legislation, Council Policy and Annual Budget.

3.6. Referrals and Issuing Certificates

The functions delegated by Council to the CEO	Authority to issue a certificate for Design Compliance, Construction Compliance or Building Compliance whether or not the land subject of the application is located in the City of Perth's District (s145A).
This function can be found	*Building Act 2011:* • Section 145A Local Government functions
The Council's conditions on this delegation	The exercise of this delegation must be consistent with the relevant legislation, Council Policy and Annual Budget.

DRAFT

4. Delegations under the Bush Fires Act 1954

Under Section 48 of the *Bush Fires Act 2011* the Council of the City of Perth, as the local government, has the power to delegate to the CEO of the City of Perth its powers and duties, as a local government under that Act. Section 48 does not allow for sub-delegation.

4.1. Functions of the local government

The functions delegated by Council to the CEO	All of the functions of the local government under the *Bush Fires Act 1954* and *Bush Fires Regulations 1954* except the power to make local laws.
This function can be found	*Bush Fires Act 1954:* • Section 13 Duties and powers of bush fire liaison officers • Section 17 Prohibited burning times may be declared by Minister • Section 22 Burning on exempt land and land adjoining exempt land • Section 24F Burning garden refuse during limited burning times • Section 24G Minister or local government may further restrict burning of garden refuse • Section 25 No fire to be lit in open air unless certain precautions taken • Section 25A Power of Minister to exempt from provisions of section 25 • Section 27 Prohibition on use of tractors or engines except under certain conditions • Section 27D Requirements for carriage and deposit of incendiary material • Section 28 Occupier of land to extinguish bush fire occurring on own land • Section 33 Local government may require occupier of land to plough or clear fire-breaks • Section 38 Local Government may appoint bush fire control officer • Section 46 Bush fire control officer or forest officer may postpone lighting fire • Section 58 General penalty and recovery of expenses incurred • Section 59 Prosecution of offences • Section 59A(2) Alternative procedure – infringement notices *Bush Fires Regulations 1954:* • Regulation 15 Permit to burn (Act s. 18), form of and applying for after refusal etc. • Regulation 15C Local Government may prohibit burning on certain days • Regulation 38C Harvesters, power to prohibit use of on certain days in restricted or prohibited burning times • Regulation 39B Crop dusters etc., use of in restricted or prohibited burning times • Regulation 39C Welding and cutting apparatus, use of in open air • Regulation 39CA Bee smoker devices, use of in restricted or prohibited burning times etc. • Regulation 39D Explosives, use of • Regulation 39E Fireworks, use of
The Council's conditions on this delegation	The exercise of this delegation must be consistent with the relevant legislation, Council Policy and Annual Budget.

In addition to the powers under section 48, under Section 59 of the *Bush Fires Act 2011* the Council of the City of Perth, as the local government, has the power to delegate to a Bush Fire Control Officer, or other officer the ability to initiate prosecution of offences and issue of infringement notices.

4.2. Prosecution of Offences

The functions delegated by Council to a Bush Fire Control Officer (including Chief and Deputy Chief)	Authority to: 1. institute and carry on proceedings against a person for an offence alleged to be committed against this Act (s59). 2. serve an infringement notice for an offence against this Act (59A(2)).
This function can be found	*Bush Fires Act 1954:* • Section 59 Prosecution of offences • Section 59A Alternative procedure – infringement notices
The Council's conditions on this delegation	The exercise of this delegation must be consistent with the relevant legislation, Council Policy and Annual Budget.

DRAFT

5. Delegations under the Cat Act 2011

Under section 44 of the *Cat Act 2011* the Council of the City of Perth, as the local government, has the power to delegate to the CEO of the City of Perth its powers and duties, as a local government under that Act.

Under section 45 of the *Cat Act 2011* the CEO may delegate to any employee of the City of Perth the exercise of any of the CEO's powers or the discharge of any of the CEO's duties under another provision of that Act. This extends to a power or duty which has been delegated to the CEO, by Council, under section 44 of that Act.

5.1. Cat Registrations

The functions delegated by Council to the CEO	Authority to: 1. grant, or refuse to grant, a cat registration or renewal of a cat registration [s9(1)]. 2. refuse to consider an application for registration or renewal where an applicant does not comply with a requirement to give any document or information required to determine the application [s.9(6)]. 3. cancel a cat registration [s.10]. 4. give the cat owner a new registration certificate or tag, if satisfied that the original has been stolen, lost, damaged or destroyed [s.11(2)].
This function can be found	*Cat Act 2011* • Section 9 Registration • Section 10 Cancellation of registration • Section 11 Registration numbers, certificates and tags
The Council's conditions on this delegation	The exercise of this delegation must be consistent with the relevant legislation, Council Policy and Annual Budget.

5.2. Cat Control Notices

The functions delegated by Council to the CEO	Authority to give a cat control notice to a person who is the owner of a cat ordinarily kept within the City's district (s26).
This function can be found	*Cat Act 2011* • Section 26 Cat control notice may be given to cat owner
The Council's conditions on this delegation	The exercise of this delegation must be consistent with the relevant legislation, Council Policy and Annual Budget.

DRAFT

5.3. Approval to Breed Cats

The functions delegated by Council to the CEO	Authority to: 1. grant or refuse to grant approval or renew an approval to breed cats [s.37(1) and (2)]. 2. refuse to consider an application for registration or renewal where an applicant does not comply with a requirement to give any document or information required to determine the application [s.37(4)]. 3. cancel an approval to breed cats [s.38]. 4. give an approved breeder a new certificate or tag, if satisfied that the original has been stolen, lost, damaged or destroyed [s.39(2)].
This function can be found	*Cat Act 2011* • Section 37 Approval to breed cats • Section 38 Cancellation of approval to breed cats • Section 39 Certificate to be given to approved cat breeder
The Council's conditions on this delegation	The exercise of this delegation must be consistent with the relevant legislation, Council Policy and Annual Budget.

5.4. Waive or Discount Registration Fees

The functions delegated by Council to the CEO	Authority to waive or discount prescribed fees in relation to registration of cats (Cat Regs Schedule 3 c1(4)).
This function can be found	*Cat Regulations 2011* • Schedule 3 – cl. 1(4)
The Council's conditions on this delegation	The exercise of this delegation must be consistent with the relevant legislation, Council Policy and Annual Budget.

5.5. Applications to keep additional cats

The functions delegated by Council to the CEO	Authority to: 3. require any document or additional information required to determine an application (Cat ULP 8(3)) 4. refuse to consider an application if the applicant does not comply with a requirement to provide any document or information required to determine an application (Cat ULP 8(4)). 5. grant or refuse approval for additional number of cats specified in an application to be kept at the prescribed premises and to determine any condition reasonably necessary to ensure premises are suitable for the additional number of cats (Cat ULP 9).
This function can be found	*Cat (Uniform Local Provisions) Regulations 2013:* • Regulation 8 Application to keep additional number of cats • Regulation 9 Grant of approval to keep additional number of cats
The Council's conditions on this delegation	The exercise of this delegation must be consistent with the relevant legislation, Council Policy and Annual Budget.

DRAFT

6. Delegations under the Dog Act 1976

Under section 10AA of the *Dog Act 1976* the Council of the City of Perth, as the local government, has the power to delegate to the CEO of the City of Perth its powers and duties, as a local government under that Act.

Under section 10AA of the *Dog Act 2011* the CEO may delegate to any employee of the City of Perth the exercise of any of the CEO's powers or the discharge of any of the CEO's duties under another provision of that Act. This extends to a power or duty which has been delegated to the CEO, by Council, under section 10AA of that Act where the council expressly permits it.

6.1. Registration of Dogs

The functions delegated by Council to the CEO	Authority to: 1. determine to refuse a dog registration and refund the fee, if any (s16(2)). 2. Direct a registration officer to refuse to effect or renew a registration of a dog or cancel an existing registration (s16(3)&17A(2)). 3. Determine, for the purposes of assessing whether a dog can be registered or remain registered, that a dog is not, or will not be, appropriately confined (s16(3)&17A(2)). 4. Determine, for the purposes of assessing whether a dog can be registered or remain registered, that a dog is destructive, unduly mischievous, or to be suffering from an infectious or contagious disease (s16(3)&17A(2)). 5. Apply to a Justice of the Peace for an order to seize a dog where, following a decision to refuse or cancel a registration and the applicant / owner has not applied to the State Administrative Tribunal for the decision to be reviewed. and following seizure, to determine to cause the dog to be detained or destroyed or otherwise disposed of as though it had been found in contravention of section 31, 32 or 33A and had not been claimed (s17(4)). 6. discount or waive a registration fee for any individual dog or any class of dogs within the City excluding a dangerous dog (s15(4A).
This function can be found	*Dog Act 1976* • Section 15 Registration periods and fees • Section 16 Registration procedure • Section 17A If no application for registration made
The Council's conditions on this delegation	1. The exercise of this delegation must be consistent with the relevant legislation, Council Policy and Annual Budget. 2. The Chief Executive Officer may further delegate these functions.

DRAFT

6.2. Keeping of multiple dogs without an approved kennel establishment

The functions delegated by Council to the CEO	Authority where the limit on the keeping of dogs, under the *City of Perth Dog Local Law 2011,* is exceeded grant an exemption in respect of those premises from the need to be an approved kennel establishment (s26(4))
This function can be found	*Dog Act 1976* • Section 26 Limitation as to numbers
The Council's conditions on this delegation	1. The exercise of this delegation must be consistent with the relevant legislation, Council Policy and Annual Budget. 2. The Chief Executive Officer may further delegate these functions.

6.3. Recovery of Moneys Due Under the Dog Act 1976

The functions delegated by Council to the CEO	Authority to 1. recover moneys, in a court of competent jurisdiction, due in relation to a dog for which the owner is liable (29(5)). 2. determine the reasonable charge to be paid by an owner at the time of payment of the registration fee under section 15, up to the maximum amount prescribed, having regard to expenses incurred by the Local Government in making inquiries, investigations and inspections concerning the behaviour of a dog declared to be dangerous (s33H(5).
This function can be found	*Dog Act 1976* • Section 29 Power to seize dogs • Section 33M(1)(a) Local Government expenses to be recoverable
The Council's conditions on this delegation	1. The exercise of this delegation must be consistent with the relevant legislation, Council Policy and Annual Budget. 2. The Chief Executive Officer may further delegate these functions.

DRAFT

6.4. Dangerous Dog Deal with Objections

The functions delegated by Council to the CEO	Authority to 1. consider and determine to either dismiss or uphold an objection to the declaration of a dangerous dog (s33F(6)). 2. consider and determine to either dismiss or uphold an objection to seizure of a dangerous dog (s33G(4)). 3. consider and determine to either dismiss or uphold an objection to a decision to revoke a notice (s33H(5): a. declaring a dog to be dangerous; or b. proposing to cause a dog to be destroyed. 4. revoke a declaration of a dangerous dog or revoke notice proposing to cause a dog to be destroyed, only where satisfied that the dog can be kept without likelihood of any contravention of this Act (s33H(1). 5. before dealing with an application to revoke a declaration or notice, require the owner of the dog to attend with the dog a course in behaviour and training or otherwise demonstrate a change in the behaviour of the dog (s33H(2)).
This function can be found	*Dog Act 1976* • Section 33F Owners to be notified of making of declaration • Section 33G Seizure and destruction • Section 33H Local government may revoke declaration or proposal to destroy
The Council's conditions on this delegation	1. The exercise of this delegation must be consistent with the relevant legislation, Council Policy and Annual Budget. 2. The Chief Executive Officer may further delegate these functions. 3. A person who determines objection to a declaration of a dangerous dog cannot consider or determine an objection to their decision to revoke that notice.

DRAFT

7. Delegations under the Food Act 2008

Under section 8 of the *Food Act 2008* the City of Perth, as a local government, is an enforcement agency.

Under 118 of the *Food Act 2008* the Council of the City of Perth, as the enforcement agency, has the power to delegate to the employees of the City of Perth its powers and duties, as an enforcement agency and local government under that Act. The *Food Regulations 2009* do not allow for sub-delegation.

As there is no power of sub-delegation, the delegation must be directly to each relevant employee.

7.1. Prohibition orders

The functions delegated by Council	Authority to 1. Serve a Prohibition Order on the proprietor of a food business in accordance with section 65 of the Food Act 2008 (s65). 2. Give a Certificate of Clearance, where inspection demonstrates compliance with a Prohibition Order and any Improvement Notices (s66). 3. Give written notice to proprietor of a food business on whom a Prohibition Order has been served of the decision not to give a certificate of clearance after an inspection (s67).
Delegated to	Chief Executive Officer General Manager Community Development Alliance Manager Community Safety and Amenity Principal Environmental Health
This function can be found	*Food Act 2008:* • Section 65(1) Prohibition Order • Section 66 Certificate of Clearance • Section 67(4) Certificate of Clearance Refusal Requirement
The Council's conditions on this delegation	The exercise of this delegation must be consistent with the relevant legislation, Council Policy and Annual Budget.

DRAFT

7.2. Registration of Food Businesses

The functions delegated by Council	Authority to 1. consider applications and determine registration of a food business and grant the application with or without conditions or refuse the registration (s110). 2. vary the conditions or cancel the registration of a food business (s112).
Delegated to	Chief Executive Officer General Manager Community Development Alliance Manager Community Safety and Amenity Principal Environmental Health Senior Environmental Health Officer Environmental Health Officer
This function can be found	*Food Act 2008:* • Section 65 Prohibition Order • Section 66 Certificate of Clearance • Section 67 Certificate of Clearance Refusal Requirement
The Council's conditions on this delegation	The exercise of this delegation must be consistent with the relevant legislation, Council Policy and Annual Budget.

7.3. Appoint authorised officers and designated officer

The functions delegated by Council to the CEO	Authority to: 1. Appoint a person to be an authorised officer for the purposes of the *Food Act 2008* (s112). 2. Appoint a person to be a designated officer for the purposes of the *Food Act 2008* (s126). 3. Appoint an authorised officer to be a designated officer (who is prohibited by s126(13) from also being a designated officer for the purpose of issuing infringements), for the purpose of extending the time for payment modified penalties and determining withdrawal on an infringement notice (s126).
This function can be found	*Food Act 2008:* • Section 122 Appointment of authorised officers • Section 126 Infringement Notices
The Council's conditions on this delegation	The exercise of this delegation must be consistent with the relevant legislation, Council Policy and Annual Budget.

DRAFT

7.4. Prosecutions and Debt Recovery

The functions delegated by Council	Authority to: 1. Recover costs incurred in connection with the lawful destruction or disposal of an item (seized) including any storage costs and the costs of any subsequent proceedings in a court competent jurisdiction (s54(3)). 2. Institute proceedings for an offence under the Food Act 2008 (s125).
Delegated to	Chief Executive Officer General Manager Community Development Alliance Manager Community Safety and Amenity Principal Environmental Health Senior Environmental Health Officer Environmental Health Officer
This function can be found	*Food Act 2008:* • Section 54 Cost of destruction or disposal of forfeited item • Section 125 Institution of proceedings
The Council's conditions on this delegation	The exercise of this delegation must be consistent with the relevant legislation, Council Policy and Annual Budget.

DRAFT

8. Delegations under the Graffiti Vandalism Act 2016

Under Section 16 of the *Graffiti Vandalism Act 2016* the Council of the City of Perth, as the local government, has the power to delegate to the CEO of the City of Perth its powers and duties, as a local government under that Act.

8.1. Give Notice Requiring Obliteration of Graffiti

The functions delegated by Council to the CEO	Authority: 1. to give written notice to a person who is an owner or occupier of property on which graffiti is applied, requiring the person to ensure that the graffiti is obliterated in an acceptable manner, within the time set out in the notice (s18). 2. where a person fails to comply with a notice, to do anything considered necessary to obliterate the graffiti in an acceptable manner and to take action to recover costs incurred as a debt due from the person who failed to comply with the notice (s19).
This function can be found	*Graffiti Vandalism Act 2016*: • Section 18 Notice requiring removal of graffiti • Section 19 Additional powers when notice is given
The Council's conditions on this delegation	The exercise of this delegation must be consistent with the relevant legislation, Council Policy and Annual Budget.

8.2. Notices – Deal with Objections and Give Effect to Notices

The functions delegated by Council to the CEO	Authority: 1. Authority to deal with an objection to a notice (s22). 2. Authority, where an objection has been lodged, to: a. determine and take action to give effect to the notice, where it is determined that there are urgent reasons or an endangerment to public safety or likely damage to property or serious nuisance, if action is not taken (s24(1)(b); and b. to give notice to the affected person, before taking the necessary actions (s24(3)).
This function can be found	*Graffiti Vandalism Act 2016*: • Section 22 Objection may be lodged • Section 24 Suspension of effect of notice
The Council's conditions on this delegation	The exercise of this delegation must be consistent with the relevant legislation, Council Policy and Annual Budget.

DRAFT

8.3. Obliterate Graffiti on Private Property

The functions delegated by Council to the CEO	Authority to determine to obliterate graffiti applied without consent of the owner or occupier, even though the land on which it is done is not local government property and the local government does not have consent (s25).
This function can be found	*Graffiti Vandalism Act 2016*: • Section 25 Local government graffiti powers on land not local government property
The Council's conditions on this delegation	1. The exercise of this delegation must be consistent with the relevant legislation, Council Policy and Annual Budget. 2. This function is subject to exercising Powers of Entry under section 28.

8.4. Powers of Entry

The functions delegated by Council to the CEO	Authority to: 1. give notice of an intended entry to the owner or occupier of land, premises or thing, specifying the purpose for which entry is required (s28). 2. obtain a warrant to enable entry onto any land, premises or thing for the purposes of this Act (s29).
This function can be found	*Graffiti Vandalism Act 2016*: • Section 28 Notice of entry • Section 29 Entry under warrant
The Council's conditions on this delegation	The exercise of this delegation must be consistent with the relevant legislation, Council Policy and Annual Budget.

DRAFT

9. Delegations under the Planning and Development Act 2005

Under section 5.42 of the *Local Government Act 1995* the Council of the City of Perth, as the local government for the district, has the power to delegate to the CEO of the City of Perth its powers and duties under Section 214(2), (3) and (5) of the *Planning and Development Act 2005*.

Under Clause 82 of Schedule 2 of the *Planning and Development (Local Planning Schemes) Regulations 2015* the Council of the City of Perth, as the local government for the district, has the power to delegate to the CEO of the City of Perth its powers and duties under a local planning scheme.

9.1. Illegal Development

The functions delegated by Council to the CEO	Authority to: 1. Give a written direction to the owner or any other person undertaking an unauthorised development to stop, and not recommence, the development or that part of the development that is undertaken in contravention of the planning scheme, interim development order or planning control area requirements. 2. Give a written direction to the owner or any other person who undertook an unauthorised development: a. to remove, pull down, take up, or alter the development; and b. to restore the land as nearly as practicable to its condition immediately before the development started, to the satisfaction of the responsible authority. 3. Give a written direction to the person whose duty it is to execute work to execute that work where it appears that delay in the execution of the work to be executed under a planning scheme or interim development order would prejudice the effective operation of the planning scheme or interim development order.
This function can be found	*Planning and Development Act 2005:* • Section 214 Illegal Development. responsible authority's powers as to
The Council's conditions on this delegation	The exercise of this delegation must be consistent with the relevant legislation, Council Policy and Annual Budget.

DRAFT

9.2. Planning Approval – City of Perth City Planning Scheme No.2

The functions delegated by Council to the CEO	1. Authority to determine development applications for the commencement or continuation of any development or use of any land or building and apply discretion where provided. 2. Authority to require or waive the requirement for an applicant to advertise a proposal. 3. Determine, in accordance with clause 77 of the Deemed Provisions, whether to approve, refuse, or approve with conditions an application by an owner to: a. to amend an approval so as to extend the period within which any development approved must be substantially commenced; b. to amend or delete any condition to which an approval is subject; c. to amend an aspect of the development approved which, if amended, would not substantially change the development approved; or to cancel an approval.
This function can be found	*City of Perth City Planning Scheme No.2*
The Council's conditions on this delegation	1. The exercise of this delegation must be consistent with the relevant legislation, Council Policy and Annual Budget. 2. In relation to Delegated Authority 1 above: a. The delegation of power may not be exercised where: i. the application is a non-complying application for the purposes of clause 36 of the Scheme and clause 64 of the Planning and Development (Local Planning Schemes) Regulations 2015 – Schedule 2 Deemed Provisions for Local Planning Schemes, where the non-compliance is considered major or involves a request for bonus plot ratio other that in accordance with clause 28(6) of the Scheme; or ii. the application is for development that may have a detrimental impact on a place that is: A. entered on the Heritage List or is located within a Heritage Area prepared in accordance with clauses 8 and 9 of the *Planning and Development (Local Planning Schemes) Regulations 2015* – Schedule 2 Deemed Provisions for Local Planning Schemes; or B. entered in the Register of Heritage Places under the *Heritage Act 2018*, or is the subject of a relevant order under the *Heritage Act 2018*; b. Where an objection(s) to an application has been received from a landowner/ occupier as a result of public consultation, approval or conditional approval shall only be issued where, in the opinion of the Delegated Officer, the issue(s) raised in the submission(s): i. can be resolved through the placement of reasonable conditions on the approval; or ii. does not relate to valid planning and development considerations associated with the proposal; 3. Authority may not be exercised where the Lord Mayor or three Councillors have requested that the application be referred to the Council for determination. 4. Details of approvals issued under delegated authority are to be made available to elected members on a weekly basis.

DRAFT

9.3. Planning Approval – City of Subiaco Town Planning Scheme No.4

The functions delegated by Council to the CEO	Authority to determine an application for planning approval for the commencement or continuation of any development or use of any land or building.
This function can be found	*City of Subiaco Town Planning Scheme No.4*
The Council's conditions on this delegation	1. The exercise of this delegation must be consistent with the relevant legislation, Council Policy and Annual Budget. 2. This delegation does not apply in the following circumstances: a. applications for unauthorised development (retrospective applications), where an officers recommendation is to undertake prosecution proceedings in relation to a matter connected with the unauthorised development for which approval has been sought. b. the application is for planning approval where the development may have a detrimental impact on a place that is: i. entered in the Register of Heritage Places under the *Heritage Act 2018*, or ii. the subject of a relevant order under the *Heritage Act 2018*, or iii. subject to a declaration under clause 55 of the Scheme that it is significant and worthy of preservation, or included on a Heritage List prepared in accordance of clause 8 of The *Planning and Development (Local Planning schemes) Regulations 2015* – Schedule 2 Deemed Provisions for Local Planning Schemes; or iv. located within an Heritage Area designated under clause 59 of the Scheme or clause 9 of the *Planning and Development (Local Planning Schemes) Regulations 2015* – Schedule 2 Deemed Provisions for Local Planning Schemes; or the subject of a heritage agreement entered into under clause 56 of the Scheme or Clause 10 of the *Planning and Development (Local Planning Schemes) Regulations 2015* – Schedule 2 Deemed Provisions for Local Planning Schemes. c. where 5 or more objections are received on valid planning grounds. 3. Authority may not be exercised where the Lord Mayor or three Councillors have requested that the application be referred to the Council for determination. 4. Details of approvals issued under delegated authority are to be made available to elected members on a weekly basis.

DRAFT

9.4. Issue of Heritage Conservation Notices

The functions delegated by Council to the CEO	Authority to: 1. After assessment and having considered any relevant advice, form the view that a heritage place is not being properly maintained and give a written notice requiring the person to carry out specified repairs to the heritage place by a specified time, being a time that is not less than 60 days after the day on which the notice is given; 2. If a person fails to comply with a heritage conservation notice, enter the heritage place and carry out the repairs specified in the notice; 3. Recover the expenses incurred in carrying out repairs as a debt due from the person to whom the notice was given, in a court of competent jurisdiction; 4. Vary a heritage conservation notice to extend the time for carrying out the specified repairs; and 5. Revoke a heritage conservation notice.
This function can be found	Planning and Development (Local Planning Schemes) Regulations 2015 • Clause 13 of Schedule 2
The Council's conditions on this delegation	The exercise of this delegation must be consistent with the relevant legislation, Council Policy and Annual Budget.

DRAFT

10. Delegations under the *Public Health Act 2016* and *Health (Miscellaneous Provisions) Act 1911*

Under section 4 of the *Public Health Act 2016* the City of Perth, as a local government, is an enforcement agency.

Under section 21 of the *Public Health Act 2016* the Council of the City of Perth, as an enforcement agency that is a local government for, has the power to delegate to:

(a) the CEO of the City of Perth, or
(b) a person appointed by the City of Perth as an authorised officer under the *Public Health Act 2016*

its powers and duties under the *Public Health Act 2016*.

It is not permitted to further delegate by the *Public Health Act 2016*.

Under Regulation 15D of the *Health (Asbestos) Regulations 1992* A local government may delegate a power or duty conferred or imposed on it by that regulation to the chief executive officer of the local government.

10.1. Appoint authorised officers and approved persons

The functions delegated by Council to the CEO	Authority to: 1. Appoint a qualified person to be an environmental health officer (s24) 2. Designate environmental health officers (either as a person or as a class of persons) to be authorised officers for the purposes of the Public Health Act 2016 or another specified Act or for the purposes of the specified provisions of that Act or another specified Act (s24). 3. Designate a qualified person (either as a person or as a class of persons) who is not an environmental health officer to be an authorised officer for the purposes of the Public Health Act 2016 or another specified Act or for the purposes of the specified provisions of this Act or another specified Act (s24). 4. appoint in writing, persons or classes of persons to be authorised officers or approved officers for the purposes of the Criminal Procedure Act 2004 Part 2 in relation to the *Health (Asbestos) Regulations 1992* (r15D(5)).
This function can be found	*Public Health Act 2016* • Section 17 Appointment of environmental health officers • Section 24 Designation of authorised officers *Health (Asbestos) Regulations 1992* • Regulation 15D Infringement Notices
The Council's conditions on this delegation	1. The exercise of this delegation must be consistent with the relevant legislation, Council Policy and Annual Budget. 2. In appointing authorised officers who are not environmental health officers, the CEO must be satisfied they are suitably qualified for the powers and duties they are authorised for and have regard to any guidelines issues by the Department under section 29(1). 3. A person cannot be appointed as an Environmental Health Officer unless they meet the qualifications determined and published by the Department under section 18. 4. An officer authorised to issue an infringement ('authorised officer') may not be appointed to withdraw an infringement ('approved officer').

DRAFT

10.2. Enforcement Agency Reports to the Chief Health Officer

The functions delegated by Council	Authority to: 1. prepare and provide to the Chief Health Officer, the Local Government's report on the performance of its functions under this Act and the performance of functions by persons employed or engaged by the City (s22(1)). 2. prepare and provide to the Chief Health Officer, a report detailing any proceedings for an offence under this Act (s22(2)).
Delegated to	Chief Executive Officer Principal Environmental Health
This function can be found	*Public Health Act 2016* • Section 22 Reports by and about enforcement agencies
The Council's conditions on this delegation	The exercise of this delegation must be consistent with the relevant legislation, Council Policy and Annual Budget.

10.3. Commence Proceedings

The functions delegated by Council	Authority to commence proceedings for an offence under the *Public Health Act 2016* (s280).
Delegated to	Chief Executive Officer Principal Environmental Health
This function can be found	*Public Health Act 2016* • Section 280 Commencing Proceedings
The Council's conditions on this delegation	The exercise of this delegation must be consistent with the relevant legislation, Council Policy and Annual Budget.

DRAFT

Authorisations Given by Council under various Acts

DRAFT

11. Authorisations given by Council to the CEO and other employees

Under various acts the Council, as the local government of the City of Perth is conferred various functions, but no specific power of delegation is provided. To ensure the efficient and orderly government of the City of Perth, the Council has provided the following authority to the CEO and other employees of the City of Perth.

11.1. Execution of documents by employees

The functions authorised by Council	Authorisation to execute a document on behalf of the City of Perth, including a deed.
To the following persons	any employee who has: a. delegated authority, b. statutory authority, c. financial authorisation or d. operational authorisation.
This function can be found	*Local Government Act 1995:* • Section 9.49A Execution of Documents
The Council's conditions on this delegation	1. Only the Chef Executive Officer may execute a document by deed. 2. This authorisation can only be used within the limits of the persons: (a) Delegated authority; (b) Statutory authority; (c) Financial authorisation; or (d) Operational authorisation. 3. The use of this authorisation must be consistent with the relevant decisions and policies of the City and any financial commitment being provided for in Annual Budget or by a Council resolution. 4. All documents duly executed are to be maintained as a Local Government Record.

11.2. Execution of documents to implement decisions of Council and other bodies

The functions authorised by Council:	Authorisation to execute a document on behalf of the City of Perth, including a deed.
To the following persons	Chief Executive Officer General Managers Project Directors General Counsel Alliance Managers
This function can be found	*Local Government Act 1995:* • Section 9.49A Execution of Documents
The Council's conditions on this delegation	1. Only the Chief Executive Officer may execute a document by deed. 2. This authorisation can only be used to give effect to a decision of: a. Council; b. City of Perth Local Development Approval Panel; c. Western Australian Planning Commission; or d. A Minister of the Crown. 3. The use of this authorisation must be consistent with the relevant decision. 4. All documents duly executed are to be maintained as a Local Government Record.

11.3. Execution of documents by common seal

The authorisation by Council to any document, including a deed.	To have the common seal affixed.
This function can be found	*Local Government Act 1995:* • Section 9.49A Execution of Documents
The Council's conditions on this delegation	1. This authorisation can only be used to give effect to a decision which could be by: a. Resolution of Council; b. City of Perth Local Development Approval Panel c. Western Australian Planning Commission; d. A Minister of the Crown e. Delegated authority; f. Statutory authority; g. Financial authorisation; or h. Operational authorisation. 2. Affixing of common seal should only be used where it is required to execute the document. 3. All documents duly executed are to be maintained as a Local Government Record.

11.4. Execution of documents – Lawyers and Conveyancers

The functions authorised by Council	Authorisation to execute a document on behalf of the City of Perth, including a deed.
To the following persons	Any Lawyers and conveyancers appointed by the City to act on its behalf
This function can be found	*Local Government Act 1995:* • Section 9.49A Execution of Documents
The Council's conditions on this delegation	1. This authorisation can only be used to give effect to a decision which could be by: a. Resolution of Council; b. A decision of the City of Perth Local Development Approval Panel or Western Australian Planning Commission; c. Delegated authority; d. Statutory authority; e. Financial authorisation; or f. Operational authorisation. 2. Lawyers, solicitors and conveyancers may only execute a document on the City's behalf, where it receives written instructions from the City to do so. 3. This authorisation extends to electronically signing documents through the Property Exchange Australia (PEXA) process 4. All documents duly executed are to be maintained as a Local Government Record.

DRAFT

11.5. Issue of certificate of compliance under Section 39 of the Liquor Control Act 1988

The functions authorised by Council	Authorisation to issue a certificate of compliance under section 39 of the *Liquor Control Act 1988.*
To the following persons	Chief Executive Officer General Manager Community Development Manager Community Safety and Amenity Principal Environmental Health Senior Environmental Health Officer
This function can be found	*Liquor Control Act 1988:* • Section 39 Certificate of local government as to whether premises comply with laws
The Council's conditions on this delegation	1. The exercise of this authorisation must be consistent with the relevant legislation, Council Policy and Annual Budget. 2. All certificates issued are to be maintained as a Local Government Record.

11.6. Issue of certificate of compliance under Section 40 of the Liquor Control Act 1988

The functions authorised by Council	Authorisation to issue a certificate of compliance under section 40 of the *Liquor Control Act 1988.*
To the following persons	Chief Executive Officer General Manager Planning and Economic Development Alliance Manager Development Approvals Principal Statutory Planner
This function can be found	*Liquor Control Act 1988:* • Section 40 Certificate of planning authority as to whether premises comply with planning laws
The Council's conditions on this delegation	1. The exercise of this authorisation must be consistent with the relevant legislation, Council Policy and Annual Budget. 2. All certificates issued are to be maintained as a Local Government Record.

11.7. Issue of approval or refusal under section 81C of the *Road Traffic Act 1974*

The functions authorised by Council	Authorisation to approve or refuse an application to temporarily close a road under section 81C of the Road Traffic Act 1974 and advise the Commissioner of Police accordingly.
To the following persons	Chief Executive Officer General Manager Community Development Alliance Manager Community Safety and Amenity General Manager Planning and Economic Development Alliance Manager Transport and Urban Design
This function can be found	*Road Traffic Act 1974:* • Section 81C Order for road closure for event, making
The Council's conditions on this delegation	1. The exercise of this authorisation must be consistent with the relevant legislation, Council Policy and Annual Budget. 2. All certificates issued are to be maintained as a Local Government Record.

11.8. Comments on development applications

The functions authorised by Council	To provide a submission or comment to in relation to a development application referred to the City for comment or a submission before a decision is made on the application.
To the following persons	Chief Executive Officer General Manager Planning and Economic Development Alliance Manager Development Approvals
This function can be found	*Metropolitan Redevelopment Authority Act 2011* • Section 64 Notice of development application *Planning and Development Act 2005* • Section 16 Delegation by Commission • Section 100 Commission to consult local government on some development applications • Section 115 Development in planning control area, applying for approval of • Section 142 Consultation requirements as to proposed subdivision • Section 153 Setting aside land for open space or payment in lieu • Section 276 Consultation, submissions and other input *Swan and Canning Rivers Management Act 2006* • Section 73 Consultation with local governments etc. about development application
The Council's conditions on this delegation	1. The exercise of this authorisation must be consistent with the relevant legislation, Council Policy and Annual Budget. 2. All comments or submissions are to be maintained as a Local Government Record. 3. Authority may not be exercised where the Lord Mayor or three Councillors have has requested that the comment or submission on the application be referred to the Council for determination. 4. Nothing in this authorisation prevents the persons authorised from refusing to exercise their authority and referring the matter to Council for decision.

11.9. Deputy of the Local Government under the *Health (Miscellaneous Provision) Act 1911*

The functions authorised by Council	To be the Deputy of the City of Perth under the *Health (Miscellaneous Provisions) Act 1911* and in that capacity to exercise and discharge all or any of the powers and functions of the local government under that Act, regulations and local laws made under that Act.
To the following persons	Chief Executive Officer General Manager Community Development Alliance Manager Community Safety and Amenity Principal Environmental Health
This function can be found	*Health (Miscellaneous Provisions) Act 1911* • Section 26 Powers of local government
The Council's conditions on this delegation	The exercise of this authorisation must be consistent with the relevant legislation, Council Policy and Annual Budget.

Statutory Delegations Review – Comparative Analysis of Proposed Amendments

The nature and rationale of the proposed amendments to the City's statutory delegations are summarised below, including comparative analysis with WALGA's Delegation Register template (the "WALGA template") and the Department of Local Government, Sport and Cultural Industries' (DLGSC) *Local Government Operational Guidelines No 17 – Delegations* (the "DLGSC Guidelines").

1. Delegations to Committees of Council

Key function	Current delegation	Proposal	Function incl. in: *WALGA Template*	*DLGSC Guidelines*	Reason
Meet with the Auditor (s 7.12A of the Act)	1.1.1 Audit and Risk Committee	Delete	Yes	Yes	While the Department advises this function could be delegated, and the WALGA template includes this delegation, it is recommended for removal. Following an examination of delegations at other Band One local governments, it is not included in the delegation registers at: • City of Joondalup • City of Stirling • City of Wanneroo • City of Fremantle • City of Swan • City of Bayswater Meeting with the Auditor is ultimately not a discretionary decision-making function. As such, it is appropriate for the Audit and Risk Committee, acting on behalf of the City to meet with the Auditor without this delegation.

2. Delegations under the *Local Government Act 1995* (the "Act")

Land, roads and property

Key function	Current delegation	Proposal	Function incl. in: *WALGA Template*	*DLGSC Guidelines*	Reason
Notices requiring certain things to be done by owner or occupier of land (s 3.25 of the Act)	Nil	2.1 Notices requiring certain things to be done by owner or occupier of land	No	Yes	Notices under section 3.25 may be issued by the City to owners and occupiers of land to require them to do certain things. These include requiring a person to clean up unsightly land, make a tree safe or remove bees causing a nuisance. This is a discretionary decision-making function which it appropriate for delegation to relevant officers.
Closure of thoroughfares (s 3.50 of the Act)	1.2.5 Close Thoroughfares to Vehicles	2.2 Close Thoroughfares to Vehicles	Yes	Yes	No change recommended to the delegation.
Obstruction of Footpaths and Thoroughfares (reg 6 of the *Local Government (Uniform Local Provisions) Regulations 1996*)	1.2.31 Obstruction of Footpaths and Thoroughfares	2.3 Obstruction of Footpaths and Thoroughfares	Yes	N/A	No change.
Dangerous Excavations in or Near Public Thoroughfares (reg 11 of the *Local Government (Uniform Local Provisions) Regulations 1996*)	1.2.20 Dangerous Excavations in or Near Public Thoroughfares	2.4 Dangerous Excavations in or Near Public Thoroughfares	Yes	N/A	No change.
Crossing from Public Thoroughfare to Private Land or Private Thoroughfare (reg 12 of the *Local Government (Uniform Local Provisions) Regulations 1996*)	1.2.21 Crossing from Public Thoroughfare to Private Land or Private Thoroughfare	2.5 Crossing from Public Thoroughfare to Private Land or Private Thoroughfare	Yes	N/A	No change.

Key function	Current delegation	Proposal	Function incl. in: *WALGA Template*	*DLGSC Guidelines*	Reason
Requirement to Construct or Repair Crossings (reg 13 of the *Local Government (Uniform Local Provisions) Regulations 1996*)	1.2.22 Requirement to Construct or Repair Crossings	2.6 Requirement to Construct or Repair Crossings	Yes	N/A	No change.
Private Works on, over or under Public Places (reg 17 of the *Local Government (Uniform Local Provisions) Regulations 1996*)	1.2.23 Private Works on, over or under Public Places	2.7 Private Works on, over or under Public Places	Yes	N/A	No change.
Powers of entry (ss 3.28-3.36 of the Act)	1.2.2 Powers of Entry	Delete	Yes	Suitable for acting through	The Act does not have a clear discretionary decision-making function provided in these sections. Therefore, in line with the department advice that this matter is suitable for 'acting through' this is recommended in this circumstance.
Disposal of confiscated or uncollected goods (ss 3.46-3.48 of the Act)	1.2.3 Disposal of Confiscated or Uncollected Goods	Delete	Yes	Suitable for acting through	These current delegations are related to operational matters. Namely deciding not to release goods unless fees are paid, disposing of goods that are not collected and arranging for the disposal of a sick or injured animal. Considering the nature of these decisions there is limited room for discretion. The Department highlights that this matter is suitable for 'acting through' which is recommended in this circumstance.
Disposal of sick or injured animals (s 3.47A of the Act)	1.2.4 Disposal of Sick or Injured Animals		Yes	Suitable for acting through	
Reserves under control of local government (s 3.53 of the Act)	1.2.6 Reserves under control of local government	Delete	Yes	Suitable for acting through	Section 5 of the *Parks and Reserves Act 1895* deals with matters such as fencing and improving parks. This delegation of that power provides authority to do anything for the purpose of controlling and managing the land that is vested in or under management of the City. It is appropriate for this delegation to be deleted as it can be considered a matter which the City is acting to implement Council decisions rather than undertaking discretionary decision making. Given that in Council adopting annual budget or approving works on parks it decides to fence or improve land the City controls it is appropriate for this to be deleted.

Financial management

Key function	Current delegation	Proposal	Function incl. in: *WALGA Template*	*DLGSC Guidelines*	Reason
Tenders for providing goods or services (s 3.57 of the Act and the *Local Government (Functions and General) Regulations 1996*)	1.2.7 Expressions of Interest and Tenders	2.8 Initiating an expression of interest, tender or a panel of pre-qualified suppliers	Yes	Yes	Four separate delegations are recommended to assist in the understanding the procurement process. The current delegations are very complex and difficult to interpret. The four proposed delegations are created to separate functions more clearly and capture the key procurement steps. These delegations are: 1. To open, set criteria and run a tender 2. To approve tender exempt procurement 3. To accept or reject a tender
		2.9 Unique Goods and Services			
		2.10 Deciding on an expression of interest, tender or a panel of pre-qualified suppliers			

Key function	Current delegation	Proposal	Function incl. in: *WALGA Template*	*DLGSC Guidelines*	Reason
		2.11 Varying and extending tender contracts			4. To vary or extend contracts Limit on tender acceptance is recommended to be increased to $2,000,000 per annum (ex gst). These delegations also include panels of preferred suppliers.
Disposing of property (s 3.58 of the Act)	1.2.8 Disposing of property	2.12 Disposing of property other than land or buildings	Yes	Yes	Delegation split in two: 1. Disposal of property other than land and buildings 2. Disposal of land and buildings. First delegation amended to acknowledge disposal through trade-in (for fleet matters) and align more closely with WALGA delegation. Limit on property disposal is proposed to be increased to $2,000,000 to match that provided for accepting tenders for goods and services.
		2.13 Disposing of land or buildings			This delegation takes up the portion of the previous delegation relating to land and buildings and includes: • Procedural matters in leases around further terms, assignment of leases and subletting where the City cannot 'unreasonably withhold consent'. • Leasing land for residential tenancies • Renewing leases with existing tenants on the same terms and conditions, subject to a valuation. It also importantly includes now a power for the CEO to lease land where its market valuation is less than $2,000,000 per annum, consistent with the other financial delegations. This is a significant change which is based upon the City's adoption of its new property policy.
Payments from Municipal or Trust Fund (reg 12 of the *Local Government (Financial Management) Regulations 1996*)	1.2.10 Payments from Municipal or Trust Fund	2.14 Payments from Municipal or Trust Fund	Yes	Yes	Conditions updated to reflect changes in delegates.
Defer, Grant Concessions, Waive or Write Off Debts (s 6.12 of the Act)	1.2.12 Defer, Grant Concessions, Waive or Write Off Debts	2.15 Defer, Grant Concessions, Waive or Write Off Debts	Yes	Yes	A limit is proposed at $200,000 in the place of the current unlimited delegation.
Power to Invest and Manage Investments (s 6.14 of the Act)	1.2.13 Power to Invest and Manage Investments	2.16 Power to Invest and Manage Investments	Yes	Yes	Conditions revised following changes to investment policy.
Payments from Municipal or Trust Fund - Artwork Acquisitions Non-legislative	1.2.11 Artwork Acquisitions A) Purchase Artworks	Delete	No	No	This is an administrative operational matter and does not need to be delegated.
Payments from Municipal or Trust Fund - Grants, Sponsorship and Donation Allocations Non-legislative	1.2.11 Determine Grants, Sponsorship and Donation Allocations B) Determine Allocation	Delete	No	No	This delegation was revoked by Council on 25 May 2021 with the adoption of the new Sponsorship policy.
Disposing of property (s 3.58 of the Act)	1.2.27 Disposal - Shop 9, City Station Concourse, 378-420 Wellington Street, Perth	Delete	No	No	These delegations are captured through the new property disposal delegation 2.13.
	1.2.28 Disposal - 25 (Lot 306) Riverside Drive, Point Fraser, East Perth				

Key function	Current delegation	Proposal	Function incl. in: *WALGA Template*	*DLGSC Guidelines*	Reason
	1.2.29 Property Dealings - 25 (Lot 306) Riverside Drive, Point Fraser, East Perth				
	1.2.30 Disposal of Shop 3, Pier Street Carpark, 88-96 Murray Street, Perth				
Panels of Pre-Qualified Suppliers for Goods and Services (regs 24AB-24AH of the *Local Government (Functions and General) Regulations 1996*))	1.2.33 Panels of Pre-Qualified Suppliers for Goods and Services	Deleted	Yes	N/A	Incorporated into tender delegations.

Rates and service charges

Key function	Current delegation	Proposal	Function incl. in: *WALGA Template*	*DLGSC Guidelines*	Reason
Agreement as to Payment of Rates and Service Charges (s 6.49 of the Act)	1.2.14 Agreement as to Payment of Rates and Service Charges	2.17 Agreement as to Payment of Rates and Service Charges	Yes	Yes	Delegations combined as dates for payment are set through the budget process by Council. The power to set dates is included in the ability to reach an agreement on payment of rate and service charges, if that agreement varies the due dates.
Determine the Date that Rates or Service Charges are Due or Payable (s 6.50 of the Act)	1.2.15 Determine the Date that Rates or Service Charges are Due or Payable				
Recovery of rates debts (ss 6.56-6.64 of the Act)	1.2.16 Recovery of rates debts – require lessee to pay rent	2.18 Recovery of rates debts	Yes	Yes	Delegations revised so that all functions besides disposing of a ratepayer's property are included in one delegation.
	1.2.17 Actions Against Land Where Rates or Service Charges Unpaid	2.19 Recovery of rates debts – Actions Against Land			Sale or transfer are maintained separately.
Objection to Rate Record (ss 6.39-6.76 of the Act)	1.2.18 Objection and Review – Objection to Rate Record	2.20 Amendment or Objection to Rate Record	Yes	Yes	Amended to incorporate rate record amendment due to an objection.
General Review of Imposition of Rate or Service Charge (s 6.82 of the Act)	1.2.19 General Review of Imposition of Rate or Service Charge	Delete	No	No	This power essentially refers a matter to the State Administrative Tribunal which has the power to quash the entire rates levied by the City. For the City to make this referral would be very significant matter. As such it is recommended only Council exercise this power.
Rateable Land (s 6.26 of the Act)	1.2.25 Rate Exemptions	Delete	No	No	The City does not decide if a person is exempt as such and section 6.26 does not provide a decision-making capacity. Land either is exempt or is not. If a person who receives a rate notice believes they are exempt they can lodge an objection under section 6.76. If the objection is upheld, then the rates against the land can be quashed. Any internal processes to verify the rateability of land before the issuance of a rates notice is an internal process which is addressed through the Rates Exemptions Policy.
Rates Concessions (s 6.47 of the Act)	1.2.26 Heritage Rate Concessions	Delete	No	No	The power to grant a rates concession is captured in the delegation to write off debts and grant concessions.
Recovery of Rates or Service Charges (s 6.56 of the Act)	1.2.32 Recovery of Rates or Service Charges	Delete	Yes	Yes	Incorporated into rates recovery delegation.
Rate Record Amendment (s 6.39 of the Act)	1.2.34 Rate Record Amendment	Delete	Yes	Yes	Incorporated into delegations relating to objections to rates.

Governance

Key function	Current delegation	Proposal	Function incl. in: *WALGA Template*	Function incl. in: *DLGSC Guidelines*	Reason
Functions under the City's Local Laws (various local laws)	Nil	2.21 Administer the City's local laws	Yes	N/A	New delegation to ensure functions are appropriately exercised Appropriate delegates for each local law need to be considered.
Appointment of authorised persons (s 9.10 of the Act)	1.2.1 Appoint Authorised Persons	Delete	No	N/A	The *Local Government Legislation Amendment Act 2019* amended section 9.10 of the Act which has resulted this function becoming a power of the CEO, not a power of the Council. Therefore, the delegation is now redundant and can be deleted.
Appointment of an Acting Chief Executive Officer (s 5.36 & 5.39 of the Act)	1.2.35 Appoint an Acting Chief Executive Officer	2.22 Appointment of an Acting Chief Executive Officer	No	N/A	No change.

3. Delegations under the *Bush Fires Act 1954*

Key function	Current delegation	Proposed Delegation	Function incl. in: *WALGA Template*	*DLGSC Guidelines*	Change and reason
All functions of the local government under the *Bush Fires Act 1954* *(Bush Fires Act 1954)*	2.1.1 Make Request to FES Commissioner – Control of Fire	4.1 Functions of the local government	Yes	N/A	As there is only a power to delegate to the CEO with a few exceptions it is proposed rather than maintaining 10 separate delegations for each function that the delegation instead be all the functions under that Act, except the power to make Local Laws. While there is the ability to delegate to the Chief Bush Fire Control Officer and Lord Mayor jointly the power to vary prohibited burning times, this is not considered an appropriate delegation and is instead proposed for deletion.
	2.1.2 Prohibited Burning Times - Vary				
	2.1.3 Prohibited Burning Times – Control Activities				
	2.1.4 Restricted Burning Times – Vary and Control Activities				
	2.1.5 Control of Operations Likely to Create Bush Fire Danger				
	2.1.6 Burning Garden Refuse / Open Air Fires				
	2.1.7 Firebreaks				
	2.1.8 Appoint Bush Fire Control Officer/s and Fire Weather Officer				
	2.1.9 Control and Extinguishment of Bush Fires				
	2.1.11 Recovery of Expenses Incurred through Contraventions of this Act				
Infringement notices (ss 59 & 59A of the *Bush Fires Act 1954)*	2.1.12 Prosecution of Offences	4.2 Prosecution of Offences	Yes	N/A	Reworded in line with changes to other bushfire delegations to ensure that infringement notices and prosecution can continue

4. Delegations under the *Food Act 2008*

Key function	Current delegation	Proposed Delegation	Function incl. in: *WALGA Template*	*DLGSC Guidelines*	Change and reason
Prohibit the operation of a food business (ss 65-67 of the *Food Act 2008*)	2.2.1 Prohibition Orders	7.1 Prohibition orders	Yes	N/A	No change.
Registration of Food Businesses (ss 110 & 112 of the *Food Act 2008*)	2.2.3 Registration of Food Businesses	7.2 Registration of Food Businesses	Yes	N/A	No change.
Appoint Authorised officers (ss 122 & 126 of the *Food Act 2008*)	2.2.4 Appoint Authorised Officers	7.3 Registration of Food Businesses	Yes	N/A	No change.
Prosecutions and Debt Recovery (ss 54 & 125 of the *Food Act 2008*)	2.2.5 Prosecutions and Debt Recovery	7.4 Prosecutions and Debt Recovery	Yes	N/A	No change.
Determine compensation (ss 56 & 70 of the *Food Act 2008*)	2.2.2. Determine Compensation	Delete	Yes	N/A	The City has not delegated the compensation power under other Acts. For consistency it is suggested this be deleted.

5. Delegations under the *Building Act 2011*

Key function	Current delegation	Proposed Delegation	Function incl. in: *WALGA Template*	*DLGSC Guidelines*	Change and reason
Building Permits, Demolition Permits, Occupancy Permits and Building Approval Certificates (ss 18, 20-22, 27, 55-58, 62 & 65 of the *Building Act 2011*)	2.3.1 Grant a building permit	3.1 Grant or refuse a building, demolition or occupancy permit or building approval certificate	Yes	N/A	Delegations merged as they require similar actions and outcomes and have the same delegates.
	2.3.2 Grant of Demolition Permit				
	2.3.3 Grant Occupancy Permit or Building Approval Certificate				
Building orders (s 110 of the *Building Act 2011*)	2.3.5 Building Orders	3.2 Building Orders	Yes	N/A	No change.
Inspection of building records (s 131 of the *Building Act 2011*)	2.3.6 Inspection and Copies of Building Records	3.3 Inspection and Copies of Building Records	Yes	N/A	No change.
Appoint authorised persons (ss 96 & 99 of the *Building Act 2011*)	2.3.4 Designate Authorised Persons	3.4 Designate Authorised Persons and Appoint Approved and Authorised Officers	Yes	N/A	Delegations merged as they require similar actions and outcomes.
Approved and Authorised Officers (reg 70 of the *Building Regulations 2012)*	2.3.7 Approved and Authorised Officers		No	N/A	
Alternative and performance solutions (ss 51, 55 & 61 of the *Building Act 2011*)	2.3.8 Private Pool Barrier – Alternative and Performance Solutions	3.5 Alternative and Performance Solutions	Yes	N/A	Delegations merged as they require similar actions and outcomes.
	2.3.9 Smoke Alarms – Alternative Solutions		Yes	N/A	
Referrals and Issuing Certificates (s 145A of the *Building Act 2011*)	2.3.10 Referrals and Issuing Certificates	3.6 Referrals and Issuing Certificates	Yes	N/A	No change.

6. Delegations under the *Planning and Development Act 2005*

Key function	Current delegation	Proposed Delegation	Function incl. in: *WALGA Template*	*DLGSC Guidelines*	Change and reason
Illegal Development (s 214 of the *Planning and Development Act 2005)*	2.4.1 Illegal Development	9.1 Illegal Development	Yes	N/A	No change.
City Planning Scheme No.2	2.5.1 City Planning Scheme No.2 – Planning Approval	9.2 Planning Approval – City of Perth City Planning Scheme No.2	Yes	N/A	Delegations harmonised with each other. The 'call in' requirements have been raised to the number required to call a Special Council Meeting (the Lord Mayor or three Councillors).
City of Subiaco Town Planning Scheme No.4.	2.5.1 A) City of Subiaco Town Planning Scheme No.4. Planning Approval	9.3 Planning Approval – City of Subiaco Town Planning Scheme No.4			
9.4. Issue of Heritage Conservation Notices (Schedule 2, clause 13 of the of the *Planning and Development (Local Planning Schemes) Regulations 2015)*	New delegation	9.4. Issue of Heritage Conservation Notices	No	N/A	As the power to issue a heritage conservation notice has not been delegated, this restricts the ability of City officers to efficiently or urgently take action when properties that are included on the City's Heritage List or located in a Heritage Area, are not properly maintained and are at risk of deterioration. The City has been undertaking building condition inspections of heritage listed places within the City and is aware of a few properties on the City's Heritage List that do not appear to be properly maintained. Issuing a notice where engagement from the Administration is not successful in addressing concerns, issuing a notice will assist in preventing any further deterioration to the property.

7. Delegations under the *Cat Act 2011*

Key function	Current delegation	Proposed Delegation	Function incl. in: *WALGA Template*	*DLGSC Guidelines*	Change and reason
Registration of Cats (ss 9-11 of the *Cat Act 2011*)	2.6.1 Cat Registrations	5.1. Cat Registrations	Yes	N/A	No change.
Issue notices to control cats (s 26 of the *Cat Act 2011*)	2.6.2 Cat Control Notices	5.2. Cat Control Notices	Yes	N/A	No change.
Give approval to breed cats (ss 37-39of the *Cat Act 2011*)	2.6.3 Approval to Breed Cats	5.3 Approval to Breed Cats	Yes	N/A	No change.
Discount or waive fees (Schedule 3 of the *Cat Regulations 2011*)	2.6.5 Waive or Discount Registration Fees	5.4 Waive or Discount Registration Fees	No	N/A	No change.
Approve keeping of more cats that allowed by local law (Regs 8-9 of the *Cat (Uniform Local Provisions) Regulations 2013)*	2.6.6 Applications to keep additional cats	5.5 Applications to keep additional cats	Yes	N/A	No change.
Appoint authorised persons	2.6.4 Appoint Authorised Persons	Deleted	Yes	N/A	Delegation not required due to amendments to the *Local Government Act 1995.*

8. Delegations under the *Dog Act 1976*

Key function	Current delegation	Proposed Delegation	Function incl. in: *WALGA Template*	*DLGSC Guidelines*	Change and reason
Dog Registrations (ss 15-16 & 17A of the *Dog Act 1976*)	2.7.1 Dog Act – Registrations	6.1 Registration of Dogs	Yes	N/A	Delegations merged.
	2.7.2 Dog Act – Waive Registration Fees				
Approve keeping of more dogs that allowed by local law (s 26 of the *Dog Act 1976*)	New	6.2 Keeping of multiple dogs without an approved kennel establishment	No	N/A	Delegation inserted to deal with requests to keep more than 2 dogs. Without this delegation, any application to obtain approval to keep more than 2 dogs without a kennel would require a Council decision.
Recovery of moneys due (ss29 & 33M of the *Dog Act 1976*)	2.7.4 Dog Act – Recovery of Moneys Due Under this Act	6.3 Recovery of Moneys Due Under the Dog Act 1976	Yes	N/A	Previous delegation 2.7.7 included.
Dangerous Dogs (ss 33F, 33G & 33H of the *Dog Act 1976*)	2.7.5 Dog Act – Dangerous Dog Declared or Seized – Deal with Objections and Determine when to Revoke	6.4 Dangerous Dog Deal with Objections	Yes	N/A	No change.
	2.7.6 Dog Act – Deal with Objection to Notice to Revoke Dangerous Dog Declaration or Destruction Notice				
Appoint authorised persons (N/A)	2.7.3 Dog Act – Appoint Authorised Officers	Deleted	Yes	N/A	Delegation not required due to amendments to the *Local Government Act 1995.*
Recovery of moneys due (s 33M of the *Dog Act 1976*)	2.7.7 Dog Act – Determine Recoverable Expenses for Dangerous Dog Declaration	Deleted	Yes	N/A	Combined with delegation 2.7.4.

9. Delegations under the *Public Health Act 2016*

Key function	Current delegation	Proposed Delegation	Function incl. in: *WALGA Template*	*DLGSC Guidelines*	Change and reason
Appoint authorised officers (ss 24 & 17 of the *Public Health Act 2016* and r15D of the *Health (Asbestos) Regulations 1992*)	2.8.1 Appoint Authorised Officers	10.1 Appoint authorised officers and approved persons	Yes	N/A	Combined with asbestos delegation.
Provide reports to the Chief Health Officer (s22 of the *Public Health Act 2016)*	2.8.2 Enforcement Agency Reports to the Chief Health Officer	10.2 Enforcement Agency Reports to the Chief Health Officer	Yes	N/A	CEO added to delegation.
Commence prosecution (s280 of the *Public Health Act 2016)*	2.8.4 Commence Proceedings	10.3 Commence Proceedings	No	N/A	No change.
Compensation (s264 of the *Public Health Act 2016)*	2.8.3 Determine Compensation for Seized Items	Deleted	Yes	N/A	The City has not delegated the compensation power under other Acts. For consistency it is suggested this be deleted.
Appoint authorised and approved persons (r15D of the *Health (Asbestos) Regulations 1992)*	2.9.1 Appoint Authorised and Approved Persons – Health (Asbestos) Regulations 1992	Deleted	Yes	N/A	Combined with Delegation 10.1.

10. Delegations under the *Graffiti Vandalism Act 2016*

Key function	Current delegation	Proposed Delegation	Function incl. in: *WALGA Template*	*DLGSC Guidelines*	Change and reason
Give Notice Requiring Obliteration of Graffiti on Private Property (ss 18 & 19 of the *Graffiti Vandalism Act 2016)*	2.10.1 Give Notice Requiring Obliteration of Graffiti	8.1 Give Notice Requiring Obliteration of Graffiti	Yes	N/A	No change.
Deal with Objections and Give Effect to Notices (ss 22 & 24 of the *Graffiti Vandalism Act 2016)*	2.10.2 Notices – Deal with Objections and Give Effect to Notices	8.2 Notices – Deal with Objections and Give Effect to Notices	Yes	N/A	No change.
Obliterate Graffiti on Private Property (s 25 of the *Graffiti Vandalism Act 2016)*	2.10.3 Obliterate Graffiti on Private Property	8.3 Obliterate Graffiti on Private Property	Yes	N/A	No change.
Exercise Powers of Entry (ss 28 & 29 of the *Graffiti Vandalism Act 2016)*	2.10.4 Powers of Entry	8.4 Powers of Entry	No	N/A	No change.

15.4 Appointment of an Elected Member to the Mindarie Regional Council

Responsible Officer	Michelle Reynolds – Chief Executive Officer
Voting Requirement	Absolute Majority
Attachments	Nil.

Purpose

To appoint an elected member to represent the City of Perth on the Mindarie Regional Council.

Recommendation

That Council APPOINTS Councillor _____to the Mindarie Regional Council from 1 July 2021 until the City of Perth 2021 Ordinary Election.

Background

1. On 27 May 2021, the Mindarie Regional Council (MRC) wrote to the City of Perth (the City) advising that in accordance with the MRC's Constitution Agreement (made under the *Local Government Act 1960*), the tenure of regional councillors expires on 30 June each year, meaning that member councils are required to appoint their regional councillors in June, with effect from 1 July. Council is therefore required to re-appoint a member to this external body.
2. In accordance with Item 2 of the Amended Schedule of the Constitution, the City is to have one elected member representative on the MRC. As the Constitution was formed under the previous Local Government Act, the City is required to appoint a deputy each time its appointed member cannot attend a MRC meeting, For efficiency, Council has historically appointed a deputy member, to enable Council to efficiently resolve upon who will attend a meeting when the appointed member is not available.
3. Council appointed Councillor Rebecca Gordon as member and Councillor Di Bain as deputy member at its meeting held 3 November 2020.

Discussion

4. The MRC was formed in 1981 and formally constituted in 1987. The purpose of the MRC is to provide effective and cost-efficient waste disposal consistent with safeguarding all environmental elements for the benefit of the constituent local governments and their residents.
5. The constituent local governments are the Cities of Joondalup, Perth, Stirling, Vincent and Wanneroo and the Towns of Cambridge and Victoria Park.
6. The MRC meets bi-monthly, on a Thursday at 6.30pm, with the venue rotated between the member local governments. MRC members receive $10,300 per annum, and an allowance of $1,000 per annum.
7. There are many complexities surrounding the waste industry and its rapidly evolving landscape, such as:
   a. changes in waste regulation and its impacts on the long term viability of the MRC
   b. the disposal of the uneconomic Resource Recovery Facility asset in Neerabup
   c. the likely transition from residual waste disposal to landfill in favour of Waste to Energy.

   As such, Council may consider it important that the incumbent be retained as its member for continuity.

Stakeholder Engagement

Nil.

Decision Implications

8. If Council does not nominate an elected member to the MRC, the City's representative will be vacant.

Strategic, Legislative and Policy Implications

Strategic Community Plan	
Aspiration:	5. Performance
Objective:	5.6 - Decision making that is ethical, informed and inclusive.
Issue Specific Strategies and Plans:	Nil.

Legislation, Delegation of Authority and Policy	
Legislation:	The MRC's Constitution was enacted under the *Local Government Act 1960* and currently remains in force under Schedule 9.3, Clause 10 of the *Local Government Act 1995*. Section 52(1)(b) of the *Interpretation Act 1985*
Authority of Council/CEO:	Council has the authority to appoint elected members to external bodies.
Policy	Nil.

Financial Implications

Nil.

Relevant Documents

Nil.

Further Information

Following the Agenda Briefing Session held on 22 June 2021, further information is provided:

9. It is noted that the MRC's Constitution was enacted under the *Local Government Act 1960* and currently remains in force under schedule 9.3, clause 10 of the *Local Government Act 1995*. Clause 703 of the *Local Government Act 1960* did allow for deputies, however, this was not included in clause 10 schedule 9.3 of the *Local Government Act 1995*.

10. The advice from the MRC regarding an appointment of a deputy member is:

    a. The only way to legitimise deputies is for member councils to agree on a new Establishment Agreement. Once gazetted it would be governed by the *Local Government Act 1995* and that would provide for deputies to be appointed under section 3.64.

    b. In the absence of this, the only method of having an elected member of a member council, other than the appointed member of that council, participate in the council meeting of the MRC is by formal resolution of the member council.

    c. Section 52 of the *Interpretation Act 1985* is being relied upon - appointing a person to act temporarily in the position, 'temporary' therefore meaning a resolution is required for each time the appointed councillor is not able to attend a council meeting of the MRC.

11. The report recommendation has been amended to remove the appointment of a deputy to ensure there is no ambiguity surrounding the attendance of a pre-appointed deputy.

15.5 WACA Business Plan

This report will be distributed to Elected Members and published on the City of Perth website under a separate cover.

16. Committee Reports

Policy Committee meeting held on 10 May 2021

16.1 Status Update – June 2021 Council Policy Review Program

Responsible Officer	Michelle Reynolds – Chief Executive Officer
Voting Requirement	Simple Majority
Attachments	Attachment 16.1A – Council Policy Review Program – Tracking Sheet

Purpose

To present the Council Policy Review Program Tracking Sheet and progress made to efficiencies, for the Policy Committee's consideration.

Recommendation from the Policy Committee

That Council:

1. NOTES the progress of the Council Policy Review Program as outlined in Attachment 16.1A
2. APPROVES the review of Policy 9.8 Contract Variations being presented to the 12 July 2021 Policy Committee
3. APPROVES the review of the Corporate Governance Framework being presented to the 12 July 2021 Policy Committee.

Background

1. On 3 November 2020, Council endorsed the establishment of a Policy Committee to review all 78 Council policies by 1 September 2021.
2. On 15 December 2020, Council adopted the Policy Committee Meeting Schedule, Council Policy Review Program and revoked the Policy Framework Policy to ensure the program can be delivered by the 1 September 2021 deadline.
3. On 30 March 2020, Council approved a revised policy schedule and requested a tracking report be included for each Policy Committee meeting inclusive of the policy name, initial date for completion, revised date and actual date. This report is a response to that decision.

Discussion

4. To date, the Policy Committee has reviewed 64 of the 78 policies across six meetings since 30 November 2020.
5. The policy review outcomes are as follows:
    a. 38 revoked council policies
    b. 13 reviewed and amended existing council policies approved
    c. 13 new council policies approved.
6. The new and amended policies are based on a contemporary framework, and the policy review process has resulted in the identification of organisational efficiencies.
7. Attachment 16.1A details the decision outcomes of each Council policy review and the associated efficiencies/benefits. Attachment 16.1A also provides an overview of the future schedule.
8. The City is on track to review all 78 Council policies within the 9-month timeframe, with 64 now completed, however, it is recommended that Council affords more time for future policy reviews to improve stakeholder engagement and take a more comprehensive approach.
9. The review of Policy 9.8 Contract Variations has been delayed as internal procedures need to be prepared to conclude the review process. It is therefore requested that the review be rescheduled to the next Policy Committee Meeting.
10. At its meeting held 23 February 2021, Council directed the Chief Executive Officer to review the Corporate Governance Framework and present a further report to the Policy Committee by June 2021. The City is currently seeking feedback from the Public Sector Commission on an updated version of the framework and therefore it is requested that the review be presented to the next scheduled Policy Committee Meeting.

Stakeholder Engagement

Nil.

Decision Implications

Nil.

Strategic, Legislative and Policy Implications

Strategic Community Plan	
Aspiration:	Performance
Objective:	5.6 Decision-making that is ethical, informed and inclusive.
Issue Specific Strategies and Plans:	Nil.

Legislation, Delegation of Authority and Policy	
Legislation:	Section 2.7(2)(b) of the *Local Government Act 1995*
Authority of Council/CEO:	The determination of the local government's policies is a function of Council under section 2.7(2)(b) of the Act, however this report is for noting only.
Policy:	All Council policies.

Financial Implications

Nil.

Relevant Documents

Nil.

Further information

Nil.

COUNCIL POLICY REVIEW PROGRAM - TRACKING SHEET
UPDATE - JUNE 2021

Policy #	New Policy #	Policy Title	Original Policy Committee Meeting	Revised Policy Committee Meeting	Approved - Council Meeting Date	Council Decision	Alliance	Detailed outcome of review	Alliance Efficiencies / Benefits
COMPLETED REVIEWS									
10.1	1.0	Code of Conduct	30 November 2020	30 November 2020	15 December 2020	Reviewed - Approved	CEO Alliance	The review and adoption of the Code of Conduct incorporated fundamental elements of the proposed model code, relevant provisions of the amendmended Local Government Act and relevant recommendations of the Inquiry into the City of Perth. This Policy was also presented to the Department of Local Government to help inform the model code for the sector. Adopting of the Code of Conduct arelso rendered Policies 10.4 and 1.9 redundant and therefore reducing duplication.	The behavioural expectations and requirements for council members were streamlined and centralised through the adoption of the new Code of Conduct, reducing the time required for officers, council members, committee members, and members of the public to access and understand the array of legislative and policy obligations that council members and committee members are to abide by. This also enabled the revocation of policies relating to Council Member conduct, which were highly duplicitous of legislation and out-of-date, thereby reducing the administrative resources required to maintain these policies (particular in response to legislative amendments). The existing CP10.1 Code of Conduct was out of date and did not reflect recent legislative amendments, However, the new Code of Conduct was designed to align with current legislation and the impending introduction of a legislative Model Code of Conduct, thereby avoiding an extensive review of CP10.1 being required (which would be obsolete upon the introduction of the Model Code of Conduct), and minimising the efforts and resources that would be required to give affect to the Model Code of Conduct legislation once enacted.
10.4		Elected Members Administrative Support	30 November 2020	30 November 2020	15 December 2020	Revoked	CEO Alliance	Policy 10.4 was revoked to reduce duplication, remove provisions that were procedural in nature and incorporate key provisions into the overarching Code of Conduct (Policy 1.0) for council members, committee members and candidates. The content of the policy was also already addressed by regulation 9 of the Rules of Conduct Regulations, and the enforceable behaviours of the draft model Code more broadly.	
1.9		Media Policy – Media Statements, press releases and social media	30 November 2020	30 November 2020	15 December 2020	Revoked	CEO Alliance	Policy 1.9 was revoked to reduce duplication, remove provisions that were procedural in nature and incorporate key provisions into the overarching Code of Conduct (Policy 1.0) for council members, committee members and candidates.	
NEW	1.1	Attendance at Events Policy	30 November 2020	30 November 2020	15 December 2020	New - Approved	CEO Alliance	Newly established Policy adopted to respond to new requirements for local governments to have an attendance at events policy in accordance with the *Local Government Amendment Act 2019.*	The Attendance at Events Policy ensured the City met its obligations under the *Local Government Act 1995* and by revoking the policies 11.2 and 11.4 ensures the City was not providing inconsistent information with regards to attendance at different events.
11.2		Council of Capital City Lord Mayors - Attendance	30 November 2020	30 November 2020	15 December 2020	Revoked	CEO Alliance	Policies 11.2 & 11.4 were revoked to reduce duplication and were incorporated as part of the newly established Attendance at Events Policy.	
11.4		World Energy Cities Partnership - Attendance at Meetings	30 November 2020	30 November 2020	15 December 2020	Revoked	CEO Alliance		
NEW	1.2	Professional Development Policy	30 November 2020	30 November 2020 10 May 2021	15 December 2020 25 May 2021	New - Approved Amendment - Approved	CEO Alliance	Newly established Policy adopted to respond to new requirements for local governments to have a professional development policy in accordance with the *Local Government Amendment Act 2019.* Policy 1.2 Professional Development also required amendments at the 25 May 2021 Council Meeting so that the professional development allowance provided to Council Members is addressed in the proposed	The new Professional Development Policy provides greater transparency and clarity with regards to the allowance, access and distribution of professional development opportunities to council members. The new policy also incorporated Policy 10.3 & 1.6 to reduce duplication and inaccuracy of council member entitlements, allowances, travel contributions and expenses.
10.3		Elected Members - Interstate and Overseas Travel and Expenses	30 November 2020	30 November 2020	15 December 2020	Revoked	CEO Alliance	Policy 10.3 was revoked to reduce duplication and was incorporated as part of the newly established Professional Development Policy.	
Nil		Policy Framework Policy	30 November 2020	30 November 2020	15 December 2020	Revoked	CEO Alliance	The Policy Framework Policy was revoked to assist with the Policy Review Program being practically delivered by 1 September 2021, with the establishment of the Policy Committee considered to provide greater transparency, governance and rigour to the Council policy development and review process.	The Policy Framework Policy provided a clause that required the City to undertake a mandatory 21 day public consultation period which would have required an extended period to complete the Policy Review program, by revoking the Policy Framework Policy, the City has been able to efficiently deliver the Council Policy Review Program with 64 policies reviewed to date. The Policy was also inconsistent with the establishment of the new Policy Committee to effectively oversee the review program.

COUNCIL POLICY REVIEW PROGRAM - TRACKING SHEET
UPDATE - JUNE 2021

Policy #	New Policy #	Policy Title	Original Policy Committee Meeting	Revised Policy Committee Meeting	Approved - Council Meeting Date	Council Decision	Alliance	Detailed outcome of review	Alliance Efficiencies / Benefits
Nil		Governance Framework Policy	18 January 2021	18 January 2021	23 February 2021	Revoked	CEO Alliance	The Governance Framework Policy was revoked and recommended to be incorporated into the review of the Corporate Governance Framework which is to be presented to Council. Revoking the Governance Framework Policy reduces duplication and inconsistency in decision making, ensuring it is holistically considered as part of the wider Corporate Governance Framework under Pillar Three: Transparent Decision Making.	By revoking the Governance Framework Policy and proposing to incorporate relevant clauses into the wider Corporate Governance Framework the City is providing greater transparency with regards to the Council's meeting framework to increase participation in decision making and the accuracy of information used to inform council decisions.
Nil		Strategy Development Policy	18 January 2021	18 January 2021	23 February 2021	Revoked	Corporate Services Alliance	Revoking the Strategy Development Policy reduces duplication and inconsistency in strategic direction and intent by ensuring it is holistically considered as part of the wider Corporate Governance Framework under Pillar one: Strategy and Leadership.	By revoking the Strategy Development Policy and proposing to incorporate relevant clauses into the wider Corporate Governance Framework the City is ensuring consistency with legislative standards and a more holistic approach to integrated planning and reporting that provides greater understanding and participation opportunities for the community.
9.3	2.1	Management of Investments	18 January 2021	18 January 2021	23 February 2021	Reviewed - Approved	Corporate Services Alliance	The Policy 9.3 was reviewed and replaced with Policy 2.1 - Management of Investments. A comprehensive review of this policy was conducted as part of the Financial Systems & Process Transformation Project addressing an outstanding internal audit action and incorporating several contemporary elements to demonstrate greater responsibility for the prudent management of the City's financial resources.	The new policy provides greater accountability for the management of investments and provides for more transparent reporting of investment performance. It also gives greater clarity in relation to types and rating of financial instruments that the City may invest in.
9.7	2.2	Purchasing Policy	18 January 2021	18 January 2021 10 May 2021	23 February 2021 25 May 2021	Reviewed - Approved Amendment - Approved	Corporate Services Alliance	The Policy 9.7 was reviewed and replaced with Policy 2.2 - Purchasing Policy. The revised policy incorporates several contemporary elements missing from the previous policy and demonstrates a greater responsibility for the management of the procurement activities across the City. Policy 2.2 Purchasing Policy also required amendments at the 25 May 2021 Council Meeting to remove an exemption clause to providing alternative procurement process for engagement of legal services.	The new Policy maximises efficiencies in the procurement practices, while improving compliance across the City. This enables the City to not only control spend but also establish a set of acceptable norms and guidelines for the employees. The policy now articulates requirements clearly to ensure staff have a greater understanding of the requirements. Additional powers have been included to address anti-avoidance activities to compliment those within the regulations.
New	1.3	Council Member Communications Policy	18 January 2021	18 January 2021	23 February 2021	New - Approved	CEO Alliance	Newly established Policy adopted to provide guidance to assist Council Members in their communications and avoid inadvertently placing themselves in a situation where the appropriateness of their conduct is called into question. This proposed policy complements, and should be read alongside, the City of Perth's Code of Conduct for Council Members, Committee Members and Candidates.	This policy provides guidance regarding elected members and their communication with the public and media.
9.1		Budget Policies	8 February 2021	8 February 2021	23 February 2021	Revoked	Corporate Services Alliance	Policy 9.1 was revoked and replaced with a suite of three complementary policies (Policies 2.3, 2.4 & 2.5) that focus on specific aspects of strategic financial management to improve strategic financial planning and its alignment with the principles of the Integrated Planning and Reporting	The new suite of policies provides clearer guidance on strategic financial planning, budgeting and budget variations leading to more considered and consistent approaches being applied by the administration .
NEW	2.3	Strategic Financial Planning and Budget	8 February 2021	8 February 2021	23 February 2021	New - Approved	Corporate Services Alliance	Newly established Policies as part of the suite of complementary policies that focuses on improvement of strategic financial planning and its alignment with the principles of the Integrated Planning and Reporting Framework.	The new suite of policies provides clearer guidance on strategic financial planning, budgeting and budget variations leading to more considered and consistent approaches being applied by the administration. There is now a clear articulation of the circumstances where the use of cash backed reserves or debt is appropriate in the City's financial management approach.
NEW	2.4	Cash Backed Reserves	8 February 2021	8 February 2021	23 February 2021	New - Approved	Corporate Services Alliance		
NEW	2.5	Use of Debt as a Funding Option	8 February 2021	8 February 2021	23 February 2021	New - Approved	Corporate Services Alliance		
9.6	2.6	Budget Variations	8 February 2021	8 February 2021	23 February 2021	Reviewed - Approved	Corporate Services Alliance	The Policy 9.6 was reviewed and replaced with Policy 2.6 - Budget Variations. A comprehensive review of this policy was conducted as part of the Financial Systems & Process Transformation Project and testing of the policy content with users ultimately lead to enhancements in clarity and consistency as a result of this review.	The new process for budget variations will ensure a shared understanding of the circumstances in which an amendment is appropriate, greater clarity around authority to amend budgets and more consistent application of the principles.
Nil		Community Waste Services	8 February 2021	8 February 2021	23 February 2021	Revoked	Infrastructure and Operations Alliance	The Community Waste Services Policy was revoked and replaced with the development of a Waste Local Law as part of the Health Local Law 2000 review. The review of the Policy identified several information gaps due to new developments in waste management since its adoption and therefore an opportunity to develop an enforceable Waste Local Law to enable the appropriate management of contentious waste issues.	Consideration of a Waste Local Law will be included in the proposed review of the City's Local Laws in 2021-2022. A Waste Local Law will ensure the City's waste issues are managed in a consistent manner.

COUNCIL POLICY REVIEW PROGRAM - TRACKING SHEET
UPDATE - JUNE 2021

Policy #	New Policy #	Policy Title	Original Policy Committee Meeting	Revised Policy Committee Meeting	Approved - Council Meeting Date	Council Decision	Alliance	Detailed outcome of review	Alliance Efficiencies / Benefits
Nil		Public Lighting	8 February 2021	8 February 2021	23 February 2021	Revoked	Planning and Economic Development Alliance	In reviewing the City's Public Lighting Policy, it has become apparent that the policy duplicates key objectives identified in the 2019-2029 Public Lighting framework and provides no additional information or value, it was therefore revoked.	The removal of a duplicate policy has ensured one source of truth of lighting therefore limiting the confusion internally and externally as to the standards being applied.
18.1		Arts and Culture	8 February 2021	8 February 2021	23 February 2021	Revoked	Community Development Alliance	In reviewing the Policy 18.1, it was identified that the Cultural Development Plan 2019 - 2029 provides a more comprehensive approach to the arts and culture framework which is contemporary and practical to implement. Therefore, the Policy 18.1 Arts and Culture is superseded by this Plan and was revoked to eliminate any inconsistency.	The Cultural Development Plan continues to be implemented and measured using Takso. The re-named Culture and Arts Advisory Group oversee the ongoing implementation and advise the City of major cultural issues, initiatives and opportunities.
NEW	3.1	Kerbside Parking	8 February 2021	15 March 2021	30 March 2021	New - Approved	Infrastructure and Operations Alliance	Newly established Policy 3.1 Kerbside Parking in response to the review and amalgamation of Policies 2.6 and 22.9. The policy provides a high-level guidance to govern the allocation and management of on-street (kerbside) space across the City and has streamlined the two policies significantly to provide greater simplicity and clarity.	Condensing two policies into one providing simplicity and clarity.
22.6		Resident On-Street Parking Policy	8 February 2021	15 March 2021	30 March 2021	Revoked	Infrastructure and Operations Alliance	Policies 22.6 and 22.9 were revoked and incorporated into the newly established Policy 3.1 to improve the consistency and transparency of decision making relating to on-street parking.	Condensing two policies into one providing simplicity and clarity.
22.9		On Street Parking	8 February 2021	15 March 2021	30 March 2021	Revoked	Infrastructure and Operations Alliance		
6.17	3.2	Affordable Housing	15 March 2021	15 March 2021	30 March 2021	Reviewed - Approved	Planning and Economic Development Alliance	A minor review of Policy 6.17 was conducted and resulted in the adoption of Policy 3.2 - Affordable Housing. In reviewing this policy, the policy statement had been narrowed down to focus on the commitments that currently receive funding / resourcing and can therefore be achieved by Council. A more comprehensive review of Policy 3.2 - Affordable Housing is required once the CCCLM review of their Capital Cities Affordable Housing Policy 2007 is completed.	The benefit of the review is that it has clarified that the Council's role will be to use its town planning powers to support the provision of affordable housing, and provides direction to the Administration on the expected outcomes from the state and federal governments.
20.8		Street Trees - Planting, Pruning and Removal	15 March 2021	15 March 2021	30 March 2021	Revoked	Infrastructure and Operations Alliance	The Policy 20.8 was revoked and replaced with Policy 3.3 - Tree Protection. The recommendation to revoke the policy was on the basis that the policy was written as an operational guideline and does not reflect a contemporary approach to tree management.	Operational focus amended to reflect tree mangement policy.
NEW	3.3	Tree Protection	15 March 2021	15 March 2021	30 March 2021	New - Approved	Infrastructure and Operations Alliance	Newly established Policy adopted and is focused on the protection of existing trees, supported by internal guidelines which provide the operational detail for the protection, maintenance and valuation of all trees managed by the City.	Policy to protect existing trees which is critical to retaining tree canopy in the city. The new Policy provides guidance to developers, residents and staff. The policy management guidelines support delivery of the Urban Forest Plan targets for increased canopy cover.
New	4.2	Stakeholder Engagement Policy	15 March 2021	15 March 2021	30 March 2021	New - Approved	Community Development Alliance	Newly established Policy adopted to create a more effective and simplified policy statement that aligns with the City's internal Stakeholder Engagement Framework and the City's strategic priorities to deliver accessible, effective and meaningful engagement.	The new policy aligns with City's strategic priorities and has been expanded to address the City's diverse community. The simplified policy provides guidance to City employees when undertaking community engagement.
1.2		Community Consultation	15 March 2021	15 March 2021	30 March 2021	Revoked	Community Development Alliance	Policies 1.2 and 1.3 were revoked and replaced by Policy 4.2 Stakeholder Engagement Policy. It was identified that this policy was not fit for their purpose and did not adequately address community engagement requirements. The Policy 4.2 aligns with the internal framework encompassing all areas of the community whilst defining the City's commitment to engagement.	The two existing policies did not effectively address the engagement needs of the community and were operationally focused. The new simplified policy establishes a clear commitment to the community on engagement practices and communications.
1.3		Community Participation Policy	15 March 2021	15 March 2021	30 March 2021	Revoked	Community Development Alliance		
Nil	4.1	Neighbourhood Place Planning and Engagement Policy	15 March 2021	15 March 2021	30 March 2021	Reviewed - Approved	Community Development Alliance	The Neighbourhood Place Planning and Engagement Policy was reformatted into policy 4.1, noting the only change to the policy was to reduce the number of principles in the policy. It was recently adopted at the 29 September 2020 Council Meeting and did not require an extensive review as the policy reflects relevant best practice and current guiding documents.	The Neighbourhood Place Plans are currently in development, establishing a place-based, neighbourhood approach for the planning, delivery and management of projects, programs and partnerships for each of the City of Perth's six neighbourhoods. The 2021/22 Place Plans are aligned the 2021/22 budget approval.

COUNCIL POLICY REVIEW PROGRAM - TRACKING SHEET
UPDATE - JUNE 2021

Policy #	New Policy #	Policy Title	Original Policy Committee Meeting	Revised Policy Committee Meeting	Approved - Council Meeting Date	Council Decision	Alliance	Detailed outcome of review	Alliance Efficiencies / Benefits
8.0		Environment Policy	15 March 2021	15 March 2021	30 March 2021	Revoked	Planning and Economic Development Alliance	Policies 8.0, 8.5 & 15.2 were revoked and as a result the preparation of a Sustainability Strategy and an Open Space Framework was endorsed to provide the City an opportunity to incorporate strategic matters and contemporary issues (climate change, energy, sustainability, etc.) into a consolidated and holistic strategy rather than individual policies and strategies.	The review identified that these policies were created over a number of years, often to address a current focus area of the City or to address the absence of a strategic Council position. The revocation of these policies and consolidation into the Sustainability Strategy and Open Space Framework will result in a more streamlined and effective approach to the Council setting strategic direction, and will reduce the administrative burden of multiple and sometimes overlapping policies. Further, the consolidation of these into strategy will ensure a clearer framework for setting direction, identifying success measures, monitoring and reporting.
8.5		Towards an Energy Resilient City	15 March 2021	15 March 2021	30 March 2021	Revoked	Planning and Economic Development Alliance		
15.2		Protection and Enhancement of Open Space	15 March 2021	15 March 2021	30 March 2021	Revoked	Planning and Economic Development Alliance		
6.12		Safer Design	15 March 2021	15 March 2021	30 March 2021	Revoked	Planning and Economic Development Alliance	Policy 6.12 was revoked and as a resulted the preparation of a Sustainability Strategy and an Open Space Framework was endorsed to provide the City an opportunity to incorporate strategic matters and contemporary issues (climate change, energy, sustainability, etc.) into a consolidated and holistic strategy rather than individual policies and strategies. By revoking Policy 6.12 is the City's day to day operations regarding safer design will be set by the Safe City Strategy and Creating Safer Spaces design guidelines.	This policy change has allowed the City to undertake a more strategic approach to the Open Space Framework, ensuring the City can focus on our overarching goals and objectives.
NEW	1.4	Recording and Live Streaming Meetings of Council	15 March 2021	15 March 2021	30 March 2021	New - Approved	CEO Alliance	Newly established Policy adopted to respond to recommendations in the City of Perth Inquiry Report and the Local Government Act Reform, this policy created increase transparency and accessibility for the City's residents and community members to attend and participate in Council meetings and provide avenue for increased community and council connection.	This policy provided the framework for livestreaming Council meetings providing new opportunities for the public to see elected members in action.
12.6	2.8	Acting and Temporary Chief Executive Officer	12 April 2021	12 April 2021	27 April 2021	Reviewed - Approved	CEO Alliance	Policy 12.6 - Appointment of Acting Chief Executive Officer was reviewed and replaced with Policy 2.8 Acting and Temporary Chief Executive Officer which included revisions to the term of appointment, persons who can be appointed, temporary CEO and the discretion of Council.	The revised policy simplified the process of appointing an Acting Chief Executive Officer.
10.15	1.5	Caretaker Period	12 April 2021	12 April 2021	27 April 2021	Reviewed - Approved	CEO Alliance	Policy 10.15 Caretaker Policy - City of Perth Election was reviewed and replaced with Policy 1.5 Caretaker Period. Revisions included simplified wording to reduce the complexity and repetitiveness of the information, consolidation and streamlining of the definition of 'major decisions' to reduce repetition and alignment of provisions with the Local Government (Model Code of Conduct) Regulations 2021	The revised policy simplified the caretaker period processes making it easier to implement them and for employees and Council members to understand them.
10.9		City of Perth Common Seal and Document Signing Authority	12 April 2021	12 April 2021	27 April 2021	Revoked	CEO Alliance	Policy 10.9 was revoked and the appropriate provisions within the policy were incorporated into a Council Authorisation within the Delegated Authority Register to remove inconsistencies and duplication.	The revocation of this policy removed a cumbersome and detailed framework for signing documents. Its replacement tied the ability to sign documents and contracts to the other financial, delegated or operational authorities of an employee.
9.10		Management of Leases	14 June 2021	12 April 2021	27 April 2021	Revoked	Corporate Services Alliance	Policy 9.10 was revoked and incorporated into the newly established Policy 2.7 to improve the consistency and transparency in the management of leases and property performance.	The new policy establishes clear parameters so that majority of lease transactions can occur under delegated authority. This will reduce the timeframes associated with establishing new lease agreements and renewing existing lease agreements.
NEW	2.7	Property Performance, Investment and D	N/A	12 April 2021	27 April 2021	New - Approved	Corporate Services Alliance	Newly established policy adopted to guide the assessment of the performance of property in the City's Property Portfolio and the decision making in relation to the investment and disposal of property.	The new policy will assist in assessing performance and identifying underperforming property. Interventions in underperforming property will improve the City's financial performance. .
18.3		Concerts at the WACA Ground	12 July 2021	12 April 2021	27 April 2021	Revoked	Community Development Alliance	Policy 18.3 was revoked as it was superseded by regulatory amendments. This revocation was supported by the WACA.	The revocation of this policy ensures that redundant policies are not maintained and the City does not need to resource a review of the policy into the future.
3.1		Coat of Arms (Council Crest) and City of Perth title - Use Of	12 July 2021	12 April 2021	27 April 2021	Revoked	CEO Alliance	Policy 3.1 was revoked as relevant clauses are captured as part of the City's Code of Conduct, internal policies and procedures, therefore reducing duplication and the potential risk of misuse of the City's coat of arms or title.	The revocation of this policy ensures that redundant policies are not maintained and the City does not need to resource a review of the policy into the future.

COUNCIL POLICY REVIEW PROGRAM - TRACKING SHEET
UPDATE - JUNE 2021

Policy #	New Policy #	Policy Title	Original Policy Committee Meeting	Revised Policy Committee Meeting	Approved - Council Meeting Date	Council Decision	Alliance	Detailed outcome of review	Alliance Efficiencies / Benefits
Nil		Outdoor Dining	10 May 2021	10 May 2021	25 May 2021	Revoked	Community Development Alliance	The Outdoor Dining Policy was revoked and relevant clauses are recommended to be provided in the review of the Outdoor Dining Guidelines to be considered by Council. The policy provided no additional strategic value to the organisation, nor did it inform the administration's decision making with regards to outdoor dining applications, as this is covered through the local law and the published Outdoor Dining	Revoking the policy has removed an unnecessary administration layer. The policy was a summary of the City's direction and is detailed in the Outdoor Dining Guidelines as well as the local law.
14.11		Approval of Events on Roads	10 May 2021	10 May 2021	25 May 2021	Revoked	Community Development Alliance	Policy 14.11 was revoked and incorporated into the City's authorisations register to issue certificates under section 39 and 40 of the Liquor Control Act 1988. Policies 14.10 and 14.11 provided no strategic value to the organisation and perform the sole function of giving authority to specified officers to perform routine operational functions	Both Policies were revoked as they were not required under existing legislation and delegations afforded to Officers.
14.10		Issue of Certificates and Permits under the Liquor Control Act 1988	10 May 2021	10 May 2021	25 May 2021	Revoked	Community Development Alliance	Policy 14.10 was revoked and incorporated into the City's authorisations register to approve or refuse applications for road closures under Section 81C of the Road Traffic Act 1974. Policies 14.10 and 14.11 provided no strategic value to the organisation and perform the sole function of giving authority to specified officers to perform routine operational functions	The Policy was revoked as the section of the act relates to City Officers checking compliance with relevant acts for the State Government. The Policy was not required.
14.14	4.4	Mobile Food Trading Policy	10 May 2021	10 May 2021	25 May 2021	Reviewed - Approved	Community Development Alliance	Policy 14.14 was revoked and replaced by Policy 4.4 - Mobile Food Trading. This review contributed to further streamlining strategic and operational functions of the City with regards to mobile food trading, and better delineate 'strategic' decisions from 'operational'.	The new policy establishes clear parameters to activate food providers to service the public in areas where established bricks and mortar businesses are not operating.
18.9		Street Entertainment (Busking)	10 May 2021	10 May 2021	25 May 2021	Revoked	Community Development Alliance	Policy 18.9 was revoked on the basis that there are now busking guidelines in place that are functioning well and provide good direction for managing busking and street entertainment in the city.	Busking continues to add vibrancy and ambience to the city and visitor experience. The busking guidelines continue to support performers and minimise criticism, complaints and other issues relating to busking activity.
9.13	2.9	Rate Exemptions	10 May 2021	10 May 2021	25 May 2021	Reviewed - Approved	Corporate Services Alliance	In conducting the review of the Policy 9.13 Non Rateable Properties, it was found that the content of the policy reflects contemporary practice, hence the only significant changes to the policy had been to rename the policy to the more understandable title of 'Rates Exemptions'.	Minimal change other than increasing the understandability of the title.
9.9		Overdue Rates Policy	10 May 2021	10 May 2021	25 May 2021	Revoked	Corporate Services Alliance	Policy 9.9 Overdue Rates Policy was revoked as the review identified the Policy consists of operational procedures relating to the recovery of overdue rates which is consistent with the Local Government Act 1995 (the Act). Given the operational nature of this policy it is better suited as an internal procedure guided by the Act.	Removes unnecessary policy and reverts to existing procedure.
Nil	2.10	Financial Hardship Policy	12 April 2021	10 May 2021	25 May 2021	Reviewed - Approved	Corporate Services Alliance	The Financial Hardship policy was developed initially to support the community in meeting unprecedented challenges that arose from COVID-19. The policy allows to City to define what is financial hardship and address the manner in which the City deals with ratepayers facing financial hardship. The review of the Financial Hardship policy determined that it continues to reflect the current obligations imposed by the Ministerial Order. Hence it is transferred into the contemporary policy template without further changes.	No resulting impact from the review.
9.2	2.11	Heritage Rate Concession	14 June 2021	10 May 2021	25 May 2021	Reviewed - Approved	Community Development Alliance	Policy 9.2 was reviewed and replaced with a new Policy 2.11 Heritage Rate Concession.	This review comprised of updates to terms and definitions to ensure they are consistent with those articulated in legislation and to clarify minimum and maximums to ensure greater accuracy and consistency in calculating the concession.

COUNCIL POLICY REVIEW PROGRAM - TRACKING SHEET
UPDATE - JUNE 2021

Policy #	New Policy #	Policy Title	Original Policy Committee Meeting	Revised Policy Committee Meeting	Approved - Council Meeting Date	Council Decision	Alliance	Detailed outcome of review	Alliance Efficiencies / Benefits
10.5	1.6	Council Member Allowance and Meeting Attendance Fees	12 July 2021	10 May 2021	25 May 2021	Reviewed - Approved	CEO Alliance	Policies 10.5, 10.6, 13.6A, 10.10 & 10.16 were revoked and were incorporated into the proposed new Policy 1.6 - Council Member Allowances, Fees and Entitlements Policy for the streamlining and simplification purposes and to respond to recommendations within the City of Perth Inquiry. This will allow Council members to use a single document when dealing with expenses and entitlements.	The establishment of a single centralised Policy to deal with Council Member fees, allowances and entitlements has delivered enhancements to public transparency through reducing the number of documents that internal and external stakeholders need to refer to in order to understand Council's policy position and the full extent of entitlements and payments awarded to Council Members. This creates efficiencies in the budget-setting process as all fees, allowances and entitlements are now set out in the one Policy. Additionally, all entitlements that are determined by the Salaries and Allowances Tribunal are now dealt with in a way that sets Council's policy position to inform the budget setting process (i.e., the extent of the amount permitted by the Tribunal determination) rather than prescribing specific dollar values. Previously, the existing Policies would need to be amended annually to give affect to any changes in values set in the Tribunal's determination, which was an inefficient and ineffective use of Council and staff time. The new Policy will only need to be amended should Council's policy position change.
10.6		Elected Members - Reimbursement of Expenses	12 July 2021	10 May 2021	25 May 2021	Revoked	CEO Alliance		
13.6A		Motor Vehicle and Transport Services for the Lord Mayor	12 July 2021	10 May 2021	25 May 2021	Revoked	CEO Alliance		
10.10		Parking and Access to Council House - Councillors	12 July 2021	10 May 2021	25 May 2021	Revoked	CEO Alliance		
10.16		Legal Representation for Members and Employees	12 July 2021	10 May 2021	25 May 2021	Revoked	Corporate Services Alliance		
10.13		Reimbursement of Expenses for Non-Council Committee Members	12 July 2021	10 May 2021	25 May 2021	Revoked	CEO Alliance	Policy 10.13 Reimbursements of Expenses for Non-Council Committee Members was reviewed and replaced with Policy 1.7 Independent Committee Members. The review included updates in line with the requirements under legislation, a provision for the appointment of independent committee members and specification of limitations on reimbursements.	The reimbursements of expenses for Independent Committee Members are now dealt with consistently to Council Members, creating clarity in Council's policy position and the budget setting process. Similarly to the new Council Policy 1.5 - Council Member Allowances, Fees and Entitlements, the expenses that are determined by the Salaries and Allowances Tribunal are now dealt with in a way that sets Council's policy position to inform the budget setting process (i.e., the extent of the amount permitted by the Tribunal determination) rather than prescribing specific dollar values. This means the Policy will only need to be amended should Council's policy position change, instead of an review and amendment process being required annually simply to update the dollar amounts in line with any changes in the Tribunal's determination. This reduces the staff and Council time required to maintain a contemporary and current Policy framework.
	1.7	Independent Committee Members		10 May 2021	25 May 2021	New - Approved	CEO Alliance		
18.14		Donations	15 March 2021	12 April 2021 10 May 2021	25 May 2021	Revoked	Community Development Alliance	Policies 18.14, 18.13 & 9.5 have been revoked and replaced with new Policy 4.3 - Sponsorship, Grants and Donations. The new policy aims to establish the core objectives of the City's sponsorship, grants and donations and to align with the relevant legislation, plans and strategies. These aims will also be incorporated into the sponsorship program guidelines and will inform the assessment criteria therein.	The policy provides clear objectives for the new 2021/2022 sponsorship and grant guidelines and informs a robust assessment process. Removal of donations has had no impact.
18.13		Sponsorship and Grants	15 March 2021	13 April 2021 10 May 2021	25 May 2021	Revoked	Community Development Alliance		
9.5		Sponsorship of City of Perth Activities	15 March 2021	14 April 2021 10 May 2021	25 May 2021	Revoked	Community Development Alliance		
	4.3	Sponsorship, Grants and Donations	15 March 2021	14 April 2021 10 May 2021	25 May 2021	New - Approved	Community Development Alliance		
Policy Committee Meeting - 14 JUNE 2021									
		ASSETS AND PLANNING							
9.12		Asset Management Policy	14 June 2021	14 June 2021			Infrastructure and Operations Alliance		
6.20		Comment and Recommendations on Development Proposals referred to the City by Statutory Authorities	14 June 2021	14 June 2021			Planning and Economic Development Alliance		
6.2		Building Sites Adjacent to Forrest Place, Hay Street & Murray Street Malls	14 June 2021	14 June 2021			Planning and Economic Development Alliance		
6.5		Hay Street - Colonnading	14 June 2021	14 June 2021			Planning and Economic Development Alliance		
7.1		Electricity Supply - Undergrounding of Supply Cables	14 June 2021	14 June 2021			Infrastructure and Operations Alliance		

COUNCIL POLICY REVIEW PROGRAM - TRACKING SHEET
UPDATE - JUNE 2021

Policy #	New Policy #	Policy Title	Original Policy Committee Meeting	Revised Policy Committee Meeting	Approved - Council Meeting Date	Council Decision	Alliance	Detailed outcome of review	Alliance Efficiencies / Benefits
		OFFICIAL DUITES							
1.11		Freedom of Entry	12 July 2021	14 June 2021			CEO Alliance		
1.10		Freeman of the City	12 July 2021	14 June 2021			CEO Alliance		
1.13		Honorary Citizenship	12 July 2021	14 June 2021			CEO Alliance		
1.12		Keys to the City	12 July 2021	14 June 2021			CEO Alliance		
3.5		Sending Delegations to External Bodies	12 July 2021	14 June 2021			CEO Alliance		
11.3		Sister City Relationships	12 July 2021	14 June 2021			Planning and Economic Development Alliance		
Policy Committee Meeting - 12 JULY 2021									
		EMPLOYEES							
12.4		Payments under Section 5.50 of the Local Government Act 1995	12 July 2021	12 July 2021			Corporate Services Alliance		
12.5		Recognition of Employees - Service Presentations	12 July 2021	12 July 2021			Corporate Services Alliance		
		ARTS, CULTURE AND HERITAGE							
18.2		Cultural Collections	8 February 2021	12 July 2021			Community Development Alliance		
6.3		State Register of Heritage Places	14 June 2021	12 July 2021			Community Development Alliance		
1.5		Public Art	8 February 2021	12 July 2021			Community Development Alliance		
1.6		Commemorative Works	12 July 2021	12 July 2021			Community Development Alliance		
1.8		Provision of Plaques at Official Openings	12 July 2021	12 July 2021			Community Development Alliance		
1.7		Naming of Reserves and Buildings	12 July 2021	12 July 2021			Planning and Economic Development Alliance		
		OTHER							
14.13		Management of Private Use of Boat pens in Claisebrook Cove	12 July 2021	12 July 2021			Corporate Services Alliance		
8.1		Circuses and the Use of Performing Animals	12 July 2021	12 July 2021			Community Development Alliance		
		RISK MANAGEMENT							
Nil		Fraud and Corruption Control Policy	12 April 2021	Nil - Referred to Audit and Risk Committee			CEO Alliance		
19.1		Risk Management	12 April 2021	Nil - Referred to Audit and Risk Committee			CEO Alliance		
		FINANCE							
9.8		Contract Variations - Authority to incur a liability	12 April 2021 & 14 June 2021	12 July 2021			Corporate Services Alliance		

16.2 Review of Policy 7.1 Electricity Supply – Undergrounding of Supply Cables

Responsible Officer	Allan Mason - General Manager Infrastructure and Operations
Voting Requirement	Simple Majority
Attachments	Attachment 16.2A – Council Policy 7.1 Electricity Supply – Undergrounding of Supply Cables

Purpose

To present the review of Policy 7.1 Electricity Supply – Undergrounding of Supply Cables.

Recommendation from the Policy Committee

That Council REVOKES Policy 7.1 Electricity Supply – Undergrounding of Supply Cables as at Attachment 16.2A.

Background

1. At its meeting held on 3 November 2020, Council resolved to conduct a review of all its policies by September 2021. In the Policy Review Workplan, 'Policy 7.1 Electricity Supply – Undergrounding of Supply Cables' (the Policy) was initially listed for review by July 2021. The review has been brought forward to June 2021.
2. Council adopted the policy in February 1976 and it was last reviewed in April 1998.

Discussion

3. There are no aboveground street lighting cables or low-tension mains remaining in the City, therefore, the policy is no longer required.
4. The policy details the benefits of undergrounding and addresses the conditions on which the Council were prepared to accept responsibility for the cost of reinstating roads and footpaths, due to the undergrounding of electricity supply cables by Western Power.
5. It is recommended that the policy be revoked as all street lighting cables and low-tension mains have been undergrounded within the City of Perth; therefore, the policy is redundant.

Stakeholder Engagement

Nil.

Decision Implications

6. If Council does not adopt the officer's recommendation, the existing policy will remain in place. If this occurs, it is recommended that Council note the review has taken place.

Strategic, Legislative and Policy Implications

Strategic Community Plan	
Aspiration:	Performance
Objective:	5.6 Decision-making that is ethical, informed and inclusive.
Issue Specific Strategies and Plans:	Nil.

Legislation, Delegation of Authority and Policy	
Legislation:	Section 2.7(2)(b) of the *Local Government Act 1995*
Authority of Council/CEO:	As the determination of the local governments policies is a function of Council under section 2.7(2)(b) of the Act, and this function has not been delegated, decisions relating to this policy must be made by Council.
Policy:	Nil.

Financial Implications

Nil.

Relevant Documents

Nil.

Further information

Nil.

City of Perth

Council Policy Manual

CP7.1 Electricity Supply – Undergrounding Of Supply Cables

POLICY OBJECTIVE

To define the conditions on which the Council will be prepared to accept responsibility for the cost of reinstating roads and footpaths as a result of the undergrounding of electricity supply cables by the Western Power.

POLICY STATEMENT

The Council will be responsible for the cost of reinstating footpaths and roadways associated with the undergrounding of street lighting cables and low tension mains where it is specifically considered that the undergrounding would be of benefit to the area as a whole by way of providing:-

1. An aesthetically better environment;

2. A more reliable electricity supply to the ratepayers;

3. Improved public relations between those ratepayers who receive the benefit of the supply being underground and the Council.

Subject to the proviso that where the laying of cables is solely for the purpose of connecting new consumers for network reinforcement or for new installation or maintenance purposes, Western Power shall be responsible for the cost of the reinstatement works involved.

Current Policy

Document Control Box							
Document Responsibilities:							
Custodian:	Construction and Maintenance		**Custodian Unit:**	Construction			
Decision Maker:							
Compliance Requirements:							
Legislation:							
Industry:							
Organisational:							
Document Management:							
Risk Rating:		**Review Frequency:**		**Next Due:**		**TRIM Ref:**	**P1006717**
Version #	**Decision Reference:**	**Synopsis:**					
1.	OCM - 16/02/76	Previous Policy No. W19, W37, BU14, BU7					
2.	OCM - 16/03/92 (291/91)						
3.	OCM - 28/04/98 (353/98)						

16.3 Review of Policy 9.12 Asset Management

Responsible Officer	Allan Mason - General Manager Infrastructure and Operations
Voting Requirement	Simple Majority
Attachments	Attachment 16.3A – Policy 9.12 Asset Management (Current policy) Attachment 16.3B – Policy 2.12 Asset Management (Proposed Policy)

Purpose

To present the review of Policy 9.12 - Asset Management.

Recommendation from the Policy Committee

That Council:

1. REVOKES Policy 9.12 Asset Management as at Attachment 16.3A
2. ADOPTS Policy 2.12 Asset Management as at Attachment 16.3B.

Background

1. At its meeting held on 3 November 2020, Council resolved to conduct a review of all its policies by September 2021. In the Policy Review Workplan 'Policy 9.12 – Asset Management' (the Policy) is listed for review by June 2021.
2. The Policy was adopted by Council in January 2013 and last reviewed in April 2015.
3. The Policy is not required by law and the report of the Inquiry into the City of Perth (the City) did not include any relevant recommendations.

Discussion

4. The existing policy consists of 18 pages with an operational focus. The policy has been rewritten and condensed to focus on key policy considerations which support the Council's long term strategic position on the sustainable management of assets.
5. The revised policy focuses on ensuring the City:
   a. Applies best practice asset management
   b. Maintains data to inform effective decision making on assets
   c. Provides sufficient funds in the long-term financial plan for asset renewal and maintenance
   d. Acquires new assets with a look to the whole of life costs for asset maintenance
6. The City undertakes its Asset Management activities with reference to the Department of Local Government Sport and Cultural Industries' (the Department) Integrated Planning and Reporting Guidelines for Asset Management.
7. Asset management has a high implication on the City's finances therefore it is important that a guiding policy is in place.
8. Comparisons against other capital city local governments were not undertaken as the Integrated Planning and Reporting Framework guidelines are different for other states. As such, comparative research was confined to other Band 1 Western Australian local governments, as follows:

Local Government	Policy / Comparative Detail
Band 1 Metropolitan Local Governments	
City of Joondalup	Provides guidance around long-term management of assets, definition of services levels and sustainable asset management practices.
City of Stirling	Focuses on development of the people, process and technology that focus on ensuring sustainable delivery of asset management.
City of Wanneroo	A more detailed policy. It defines the scope of all assets contained in the City of Wanneroo, but the policy objective is comparable in terms of the delivery of systems, resources and people to deliver asset performance effectively, efficiently and sustainably to the service level and risk the community is willing to support.

Stakeholder Engagement

Nil.

Decision Implications

9. If Council does not adopt the officer's recommendation, the existing policy will remain in place. If this occurred, it is recommended that Council note the review having taken place.

Strategic, Legislative and Policy Implications

Strategic Community Plan	
Aspiration:	Performance
Objective:	5.6 Decision-making that is ethical, informed and inclusive.
Issue Specific Strategies and Plans:	Nil.

Legislation, Delegation of Authority and Policy	
Legislation:	Section 2.7(2)(b) of the *Local Government Act 1995*
Authority of Council/CEO:	As the determination of the local government's policies is a function of Council under section 2.7(2)(b) of the Act, and this function has not been delegated, decisions relating to this policy must be made by Council.
Policy:	Nil.

Financial Implications

Nil.

Relevant Documents

Nil.

Further information

Nil.

City of Perth

Council Policy Manual

CP 9.12 Asset Management Policy

POLICY OBJECTIVE

The objective of this policy is to:

a. Provide the framework for adopting Asset Management into the City's decision making processes.

b. Ensure that the City undertakes a total cost of ownership approach, as practicable, in the acquisition and management of the City's assets. This cost includes asset design, construction, operation, maintenance, renewal and disposal.

c. Enhance transparency and accountability in the whole life-cycle management of the City's assets through the development, approval and implementation of asset management plans.

d. Ensure that community consultation, as necessary, is undertaken and the City endeavours to meet the community's current and future needs through the services delivered by the City.

e. Complement and contribute to the City's Integrated Planning and Reporting requirements via the Strategic Community Plan 2029, Corporate Business Plan, Long Term Financial Plan, in addition to the City Planning Scheme.

f. Ensure adherence to applicable laws, regulations and statutory requirements governing Asset Management reporting by the City.

g. Articulate the City's commitment to continuous improvement and provision of resources to deliver asset management objectives.

Current Policy

1. PREAMBLE

The City of Perth as the capital city of Western Australia is the primary custodian of the State's premier urban precinct. As a rapidly expanding global City there are crucial challenges ahead for the City of Perth in addressing the current and future community aspirations, business needs and care for the natural environment. Asset Management brings together a multi-disciplined, team-based approach to managing the City's assets in a holistic manner, with a clear objective of facilitating decision making by Council and the Executive Leadership Group.

CP9.12 Asset Management Policy

The 2011 amendment to the *Western Australia Local Government (Administration) Regulations 1996* requires each local government to plan for the future by developing asset management plans for assets owned by Councils. This has brought into focus Asset Management and reporting of the City's assets as stipulated in the *Integrated Planning and Reporting – Minimum Performance Measurement* requirements published by the Department of Local Government, Western Australia. These requirements encapsulate the objectives and deliverables of the City's Asset Management Policy.

This policy is based on the outcome that Asset Management practices and reporting will be implemented progressively throughout the organisation over time and will be revised every three years to suit the City's and community's evolving and changing needs.

Current Policy

2. POLICY STATEMENT

The City of Perth will utilise Asset Management principles, practices and reporting in the whole life-cycle management of assets owned and controlled by the City, and endeavours to deliver services that meet the present needs of the community, without compromising the needs of future generations.

3. SCOPE OF POLICY

a. This policy applies to all physical assets owned and/or controlled by the City of Perth.

b. This policy applies to the design, construction, acquisition, operation, maintenance, renewal and disposal of assets.

4. POLICY OUTCOME

The outcomes from the adoption and implementation of this policy are intended as follows:

a. A Corporate Asset Management Plan [refer to 6.9] and individual Asset Management Plans [refer to 6.10] for each asset class owned by the City of Perth is to be developed, maintained and executed.

b. Asset performance indicators [refer to 6.7c], published through the Asset Management Plans, will provide transparency and accountability in the financial management of assets owned by the City.

CP9.12 Asset Management Policy

c. All legislative requirements [refer to 6.7] are met by the City in regard to reporting of asset performances to the State Government of Western Australia.

5. POLICY FRAMEWORK

The framework in which this policy operates is defined by the City of Perth's Strategic Community Plan 2029+ and the Integrated Planning and Reporting requirements under the *Local Government Act 1995*. Components of the asset management framework are:

a. The Asset Management Policy will contribute to the achievements of the City's Strategic Community Plan 2029+.

b. The Corporate Asset Management Plan will contribute to the development and implementation of the City's Long Term Financial Plan.

c. Individual asset management plans will contribute to the development of respective units' individual business plans.

d. Asset performance indicators will be evaluated for financial sustainability and level of service provision to the community through the budgeting process.

6. POLICY

6.1 Levels of Service

6.1.1 Customer Service Levels

a. The City will undertake community consultation ideally every 2-3 years, to identify community needs and satisfaction levels for the services provided.

b. The findings of the community consultation undertaken will be reviewed and the City will endeavour to ensure that the City's assets support the service delivery needs of the community.

6.1.2 Technical Service Levels

a. Asset-class service levels based on technical evaluations will be recommended by asset custodians, in consultation with respective unit managers.

b. Technical service levels will be financially supported where deemed appropriate, by the Executive Leadership Group [refer to 6.11.3] through the City's budget approval

Current Policy

CP9.12 Asset Management Policy

process on the recommendations of the Asset Management Taskforce [refer to 6.11.4].

c. The Executive Leadership Group will provide recommendations of technical service levels to Council for consideration.

d. Service level gap(s) for each asset class will be reflected in the Corporate Asset Management Plan for appropriate decision making considerations by the Executive Leadership Group and the Council.

6.2 Asset Planning and Budgeting - Capital Works

a. The Corporate Asset Management Plan will provide key inputs to Council's decision making process in determining funding of all capital works programs.

b. All ten-year capital works programs and maintenance programs for individual assets classes will be guided by respective Asset Management Plans.

c. Acquisition of new assets must be supported by whole life costs analysis developed and submitted to the Asset Management Taskforce as part of the approval process to the Council.

d. Corporate guidelines and templates will be utilised to aid in the development of whole life costing calculations to achieve consistency in reporting and evaluation of capital works projects.

6.3 Asset Maintenance and Operations

a. Asset Management Plans will be developed to include maintenance plans, ensuring that the City's assets are managed by balancing costs, risk and performance to deliver agreed level of service.

b. The City will undertake preventative maintenance of assets strategically, based on prudent intervention levels, cyclic inspection and minimised risk to community and staff.

c. All asset maintenance and operation activities must be reviewed annually to ensure that asset life cycle activities undertaken by the City are consistent with industry best practices and conform to current industry standards.

6.4 Condition-based Asset Management

a. The City will endeavour to undertake maintenance, rehabilitation and renewal work on assets, supported where applicable, by condition rating data, appropriate response times, interventional levels and treatment plans.

Current Policy

CP9.12 Asset Management Policy

b. Condition rating information of assets where applicable, will be recorded and retained in the respective asset registers. This will facilitate the development of predictive asset deterioration models when required.

6.5 Sustainable Management

a. The City will manage its assets responsibly to ensure that any negative impact on the long term sustainability of the City is minimised throughout the whole life-cycle of the assets.

b. Key considerations in the whole life-cycle management of assets will seek to balance and minimise the negative and maximise the positive social, environmental and economic impact of the assets.

c. On key strategies and plans that influence assets, including major capital projects, the City will undertake a sustainability appraisal to ensure that social, environmental and economic impacts are appropriately considered.

d. Sustainability appraisal will be undertaken, ensuring independence in the process, with an expectation that expert knowledge in environmental, infrastructure engineering, asset management and social impact fields are canvassed and utilised.

e. The Corporate Asset Management Plan will incorporate and consider outcomes and recommendations from the sustainability appraisal in developing asset management strategies relating to the acquisition, maintenance, renewal and replacement of assets.

6.6 Risk Management

a. Risk Management will form an integral part of asset management process in the service delivery of the City's assets to the community.

b. Risk management plans for individual asset classes will be developed and included in the respective asset management plans.

c. A risk register of all asset classes will be compiled and maintained with regular updates. The register will be reviewed every 2-3 years.

6.7 Legislative Requirements

a. *Local Government (Administration) Regulations 1996*; Annual reports and planning Part 5; Planning for the Future.

Current Policy

CP9.12 Asset Management Policy

b. Department of Local Government Integrated Planning and Reporting – Minimum Performance Measurement Requirements.

c. Asset performance indicators as required in clause 7.7b are indicated in Table 1.

*Asset Performance Indicator (Core Compliance)	Standards
Asset consumption ratio *(ACR) – this ratio highlights the aged condition of a local government's physical assets.*	- Standard is not met if ratio data cannot be identified or ratio is less than 50%. - Basic standard is met if ratio data can be identified and ratio is 50% or greater. - Advanced standard is met if this ratio is between 60% and 75%.
Asset sustainability ratio *(ASR) – an indicator of the extent to which assets managed by a local government are being renewed or replaced as they reach the end of their useful lives.*	- Standard is not met if ratio data cannot be identified or ratio is less than 90%. - Basic standard is met if ratio data can be calculated and ratio is 90%. - Advanced standard is met if this ratio is between 90% and 110%[2]
Asset renewal funding ratio *– indicates whether the local government has the financial capacity to fund asset renewal at existing revenue and service levels.*	- Standard is not met if ratio data cannot be identified or ratio is less than 75% - Basic standard is met if ratio data can be identified and ratio is between 75% and 95%. - Advanced standard is met if this ratio is between 95% and 105% and the ASR falls within the range 90% to 110% and ACR falls within the range of 50% to 75%.

Table 1

6.8 Asset Accounting and Costing

6.8.1 Financial Treatment of Assets

All accounting procedures and financial treatment of assets, including capitalisation and re-valuation, will be based on the Fixed Assets Financial Policy adopted by the Council.

6.8.2 Useful Life of Assets

6.8.2.1.1 The useful life of asset classes will be determined by respective asset custodians and will be recorded in the asset registers.

6.8.2.1.2 The review of useful life will be undertaken regularly by asset custodians in consultation with asset maintainers and designers. Outcome of reviews

Current Policy

CP9.12 Asset Management Policy

will be recorded in respective asset management plans and updated in the asset registers.

6.8.2.1.3 Asset useful life will be used to derive written-down values and depreciation values, in accordance with current accounting regulations and the Council's Fixed Assets Financial Policy.

6.9 Corporate Asset Management Plan

a. The City's Corporate Asset Management Plan will, in part, consist of consolidated information from individual asset management plans. This will include overall asset performance indicators of the City's assets.

b. It will provide asset management strategic analysis and recommendations to the Executive Leadership Group for consideration and input to the Council's decision making process.

c. The Corporate Asset Management Plan will be developed by the Asset Management section annually and submitted to the Asset Management Taskforce for review.

6.10 Asset Management Plan – Individual Asset Classes

a. Asset custodians are to develop asset management plans for each asset class for which they hold budgetary responsibilities.

b. Asset registers containing information of all relevant assets owned by the City will be maintained in its corporate asset management system.

c. Asset management plans will derive inventory and financial information from asset registers residing in the corporate asset management system

d. Asset Management Plans are to be reviewed by unit managers and submitted to the Asset Management section for consolidation and development of the Corporate Asset Management Plan.

6.11 Asset Management Responsibilities

6.11.1 Council

a. Consider and adopt the City's Asset Management Policy, with appropriate resources and funding allocated to implement and execute the Policy.

b. Consider and approve the Corporate Asset Management Plan and outcome

Current Policy

CP9.12 Asset Management Policy

reporting on asset performances to fulfil statutory obligations.

c. Provide advice and direction in setting realistic priorities and focus areas for community service level standards deliverable by the City.

6.11.2 Chief Executive Officer

a. The CEO, as chief custodian, leads the creation and maintenance of assets owned by the City.

b. Ensure that Directors are responsible for the development and implementation of asset management plans, where applicable, for individual asset classes under the respective directorates.

c. Review and submit the Corporate Asset Management Plan to Council for consideration and adoption.

6.11.3 Executive Leadership Group

a. The Executive Leadership Group will, with consideration given to available resources and competing priorities, ensure that the Asset Management policies and procedures relating to the responsible management of assets are implemented.

b. Review the City's Corporate Asset Management Plan and outcome reporting on asset performances in fulfilment of statutory obligations as necessary.

c. Ensure appropriate allocation of resources to directorates for undertaking responsible management of the City's assets

6.11.3.1 Asset Management Taskforce

a. Chaired by the nominated Director, the Asset Management Taskforce will consist of a multi-disciplinary and cross-functional group of staff representing key stakeholders within City of Perth.

b. Review and approve individual asset management plans.

c. Provide guidance and oversee the implementation, monitoring, evaluation and review of Asset Management Policies, procedures and reporting requirements.

6.11.3.2 Asset Management Section

a. Provide leadership in ensuring that all City assets are managed in a manner

Current Policy

that reflects the organisation's vision and community aspirations.

b. Responsible for the timely review of all Asset Management Policies, procedures and reporting requirements for adoption, implementation and update throughout the organisation.

c. Responsible for the development, communication, execution and maintenance of the Corporate Asset Management Plan.

d. Responsible for ensuring that all asset management plans for respective asset classes are developed by custodians and that these plans conform to corporate standards.

e. Responsible for ensuring that the Corporate Asset Management Plan is developed and submitted to the Asset Management Taskforce for consideration and review.

f. Responsible for providing leadership in all asset management related issues across the organisation.

6.11.3.3 Unit Managers

a. Responsible for implementation, communication and compliance of all Asset Management Policies, procedures and reporting requirements within their unit.

b. Ensure that asset management plans and asset registers for assets under their unit's custodianship are developed and maintained

6.12 Training and Continuous Improvement

a. The City of Perth is committed to ensuring that all staff are provided with appropriate training required to deliver the City's asset management objectives.

b. Unit managers are to allocate training budgets allowing staff, in particular asset custodians to undertake relevant training, seminars and workshops that will contribute to the management of the City's assets.

c. Staff skills requirements to fulfil the Council's Asset Management policy objectives and deliverables will be reviewed and addressed by the Asset Management Taskforce and relevant unit managers annually.

7. POLICY REVIEW

a. Review of the Asset Management Policy will be undertaken once every three years headed by the Asset Management Section..

Current Policy

CP9.12 Asset Management Policy

b. The review will include an audit of compliance to legislative requirements.

8. DEFINITIONS AND EXPLANATORY NOTES

8.1 Asset

Defined as all physical items procured by the City for the purpose of delivering a level of service to the rate payer and the wider community.

8.2 Asset Management

The combination of management, financial, economic, engineering and other practices applied to physical assets with the objective of providing the required level of service in the most cost-effective manner.

8.3 Asset Management Plan

a. A plan developed for the management of one or more assets that combines multi-disciplinary management techniques (including technical and financial) over the life of the asset, in the most cost effective manner to provide specified levels of service.

b. A significant component of the plan is a long-term cash flow projection for the management of the assets and activities.

8.4 Asset Management Policies

a. An overarching Asset Management Policy provides the guiding principles and framework to enable the individual asset management plans, Corporate Asset Management Plan, asset management strategy, specific objectives, targets and other action plans to be produced.

b. The overarching Asset Management Policy sets out non-negotiable expectations for decisions, activities and behaviours concerning asset management, once approved by the Council and henceforth adopted across the organisation.

c. The overarching Asset Management Policy will function as one of the instruments in the delivery of the Council's vision for the community.

d. At the discretion of the Chief Executive Officer (CEO), this overarching Asset Management Policy may be presented to Council for review, in response to organisational requirements.

e. Other Asset Management Policies are the Contributed Assets Policy and Disposal of

Current Policy

CP9.12 Asset Management Policy

Property Policy, with others to be developed as required.

8.5 Asset - New

a. An asset is considered new if it has never been put into service prior.

b. A new asset can be installed to deliver the intended service immediately upon purchase, or be stored as inventory for the purpose of carrying spares or as safety stocks.

8.6 Asset – Replacement

a. Replacement occurs when an asset is replaced with another asset of similar functionality, since the asset in question is no longer able to provide an acceptable level of service to the community, does not physically exist anymore or is no longer economically, socially or environmentally viable to be maintained in service.

b. The asset in question will be disposed and expired from the asset management system and the replacing asset will carry a new asset number.

8.7 Asset - Renewal

a. An asset is renewed when the service level of the asset is restored to its original standard.

b. In some cases, the renewal of a child asset [refer 8.22] will increase the useful life of that asset but will not necessarily increase the useful life of the parent asset [refer 8.21].

8.8 Asset - Commissioned

a. An asset is 'commissioned' if the key financial attributes relating to an asset are recorded in the City's financial system.

b. Key attributes would include initial capital cost of acquisition, date of acquisition, and useful life of the asset.

c. A commissioned asset could be "in operation" or "off-line" and would be recorded in the corporate asset management system.

8.9 Asset – Non-Commissioned

Current Policy

CP9.12 Asset Management Policy

a. A non-commissioned asset does not contain key financial information in the City's financial system. However, it may be created in the asset register as a non-commissioned asset.

b. A non-commissioned asset could be operational [refer 8.10] or off-line [refer 8.12].

c. Work order can be raised against a non-commissioned asset, if the asset in question is in use and maintenance work is required to be carried out on the asset.

d. Every effort must be made to commission an asset that is already in service within six months of final inspection and hand-over of assets to the City.

8.10 Asset – Operational

An asset is operational or "in-use" when it is installed in the intended location, financially commissioned and is delivering the service level as intended.

8.11 Asset – In-Use

Refer 8.10 above

8.12 Asset – Off-line

An asset which is financially commissioned but is not put into service or is taken out of service so that maintenance work or engineering commissioning work can be carried to the asset before it becomes operational again and delivers service as intended.

8.13 Asset - Contributed

Contributed Asset means a physical asset for the purpose of delivering a level of service to the community, and is generally in the form of property (land and/or buildings), plant and equipment, and public infrastructure when there is a non-reciprocal transfer.

Contributed assets may arise from voluntary (at the discretion of an entity or for grants and donations) or involuntary (arising from machinery of Government change) transfers, and therefore may also include liabilities.

8.14 Asset Owner

a. The owner of an asset is a person or entity that has exclusive legal rights and control over that asset, whether it be an object, land, real estate or intellectual property.

Current Policy

CP9.12 Asset Management Policy

b. The City of Perth as a body corporate is vested as owner of community assets; to represent the community; to set and deliver on realistic community service levels standards.

8.15 Chief Asset Custodian

a. An individual or a group of individuals with strong understanding of assets owned by an organisation entrusted with the whole life-cycle management of the assets, to deliver agreed service levels in the most cost-effective manner.

b. The Chief Executive Officer, as chief asset custodian, leads the implementation and delivery of whole life-cycle management of all assets owned by the City.

8.16 Asset Custodians

a. An asset custodian is an individual or a group of individuals appointed by the Chief Executive Officer by nature of their expertise in the whole life- cycle management of the respective assets, responsible for the development and implementation of asset management plans.

b. Asset custodians will be responsible for the submission of respective asset management plans to the Asset Management Taskforce. Asset performances reflected in the asset management plans supplied will be used for statutory reporting and to formulate the Corporate Asset Management Plan.

8.17 Asset Maintainer

a. The asset maintainer maintains an asset in accordance with the asset custodian's service level requirements of the asset to the community, in the most cost-effective manner.

b. Asset maintainers could be internal staff or external contractors carrying out the maintenance work.

c. In consultation with the asset custodians, the asset maintainers would plan and undertake maintenance programs

8.18 Asset Class and Asset Sub-Class

Current Policy

CP9.12 Asset Management Policy

a. Determined by the Asset Management Taskforce, an asset class is a grouping of assets which are designed and intended to deliver similar types of services to the community.

b. An asset class may consist of various sub-classes of assets that have been assigned to a particular asset class based on financial reporting, strategic, operational or business unit requirements.

c. Each asset class or asset sub-class may consist of various asset types [refer 8.19] with different useful life spans.

d. Asset management plans [refer 6.10] will be developed at asset class or at asset sub-class levels as determined by the Asset Management Taskforce.

e. Where the cumulative value of a particular asset type is material to the management of an asset class or an asset sub-class, the asset type could be addressed separately in the asset management plan by asset custodians.

f. All of City of Perth's physical assets will be categorised under the following asset classes and asset sub-classes:

Asset Class	Asset Sub Classes
INFRASTRUCTURE - ROADS	Road Primary, Road Ancillary
INFRASTRUCTURE - PATHS	Sidewalk
INFRASTRUCTURE - LIGHTS	Light Fixtures, Switchboard, Electric Cables & Conduits
INFRASTRUCTURE - PARKS & LANDSCAPE (PLS ASSETS)	Hard Landscape, Soft Landscape, Trees
INFRASTRUCTURE - RIVERBANK	Hard Landscape, Soft Landscape
INFRASTRUCTURE - BRIDGES & CIVIL	Civil Structures, Bridges
INFRASTRUCTURE - STREET FURNITURE	External
INFRASTRUCTURE - DRAINAGE	Pits, Pipes, Other Structures
INFRASTRUCTURE - CITY OF PERTH PARKING (CPP ASSETS)	Open Air, Under Cover, On-street
ART	Public Works of Art, Works of Art, Memorabilia and Social History, Plaques, Other Art Assets
INFORMATION TECHNOLOGY	Fibre Optic Network, Compliance, Software, Hardware, Network, Facilities, Other
FLEET	Large Sedans, Small Sedans, Commercial Vehicles
PLANT AND EQUIPMENT	Trucks, Specialised Plant, Parks Plant, Major equipment, Minor Equipment
LAND	Air Rights, Vested Land, Freehold Land, Leasehold Land
BUILDING	Freehold, Leasehold

Table 2 – Asset Classification

Current Policy

CP9.12 Asset Management Policy

8.19 Asset Type and Sub-type

Determined by the asset custodian of an asset class, an asset type and sub-type are sub-groups within an asset class hierarchy for the purpose of reporting and management.

8.20 Asset – Component

A component is a part of any asset that, for any reason, needs to be identified separately from its parent asset. Reasons may include a different useful life or maintenance regime.

8.21 Asset – Parent

An asset is considered a parent asset if it consists of one or more individual assets that form together to provide a service.

8.22 Asset – Child

An asset is considered a child asset if it is combined with other assets to form a parent asset for the provision of a service. The child asset's useful life will be critical in determining the parent asset's overall useful life.

Example of a child asset is a manhole. Together with the pipes, they form the drainage network which becomes the parent asset.

8.23 Asset - Useful Life

The period over which an asset is available for use to provide a required level of service.

In most cases, the useful life of an asset will be determined based on historical record of a similar asset that was in service under similar operating conditions and service delivery.

Where the useful life of an asset is indeterminable for the present moment, the design life [refer 8.25] will be used.

Current Policy

CP9.12 Asset Management Policy

8.24 Remaining Life

The time remaining until an asset ceases to provide the required service level or economic usefulness.

8.25 Asset - Design Life

The period of time over which the asset is designed to provide the required level of service at an acceptable level of risk.

Recommended or determined by the manufacturer of an asset or asset class, design life information will be provided by designers to asset custodians.

8.26 Asset Register

a. A record of asset information considered worthy of separate identification including inventory, historical, condition, construction, technical and financial information about each asset.

b. An asset register is a legal document which enumerates the inventory of assets held by the City and hence, all effort must be made to ensure accuracy and completeness of the data.

c. Asset custodians will be responsible for the content, updating, maintenance, inventory and accuracy of the information pertaining to their respective asset registers.

d. The Asset Management Section will be responsible for the standardisation, completeness and audit of asset registers across all asset classes.

8.27 Corporate Asset Management System

a. The corporate asset management system is the central repository of all information pertaining to the assets owned by an organisation. The system could carry both engineering and financial information on assets.

b. City of Perth's corporate asset management system will consist of the following, prior to the gradual integration into a single system:

- Hansen – Master asset register ledger
- MapInfo – Geospatial Information System (GIS) carrier
- IntraMap – GIS interface

Current Policy

CP9.12 Asset Management Policy

- Finance 1 – Financial data carrier
- TRIM – Corporate depository of all documents for statutory document retention requirements

8.28 Corporate Asset Attributes

a. Corporate asset attributes are mandatory information on assets which allows the organisation to interrogate its assets for ownership, geospatial information and financial management.

b. City of Perth's corporate asset attributes for every asset in the asset register are:

- Asset Description
- Asset Drawing Reference Number
- Acquisition Date
- Installation Date
- Commissioned Date
- Disposal/Write-off Date
- Asset Status (Off-line/In-Use)
- Asset Useful Life
- Asset Owner
- Asset Custodian
- Asset Maintenance Budget Responsibility
- Asset Maintainer
- Asset Capital Budget Responsibility
- Asset Location (indicated in MapInfo and linked to Hansen in Cartesian co-ordinate system (MGA-94))
- Condition Rating
- Last Condition Rated
- Risk Rating
- Last Risk Rated

8.29 Fair Value

a. The amount for which an asset could be exchanged or a liability settled, between knowledgeable, willing parties, in an arm's length transaction, or,

b. The price that would be received to sell an asset or paid to transfer a liability in an orderly transaction between market participants at the measurement date.

Current Policy

CP9.12 Asset Management Policy

8.30 Level of Service

The defined service quality for a particular service or activity against which service performance may be measured. Service levels usually relate to quality, quantity, reliability, responsiveness, environmental impact, acceptability and cost.

8.31 Risk Management

The application of a formal process to the range of possible values relating to key factors associated with a risk in order to determine the resultant range of outcomes and their probability of occurrence.

8.32 Life-Cycle Cost (Whole of life)

The total cost of an asset throughout its life including planning, design, construction, acquisition, operation, maintenance, renewal, rehabilitation, and disposal costs less residual value.

Also referred to as total cost of ownership.

Current Policy

Document Control Box							
Document Responsibilities:							
Custodian:	Manager Asset Management		**Custodian Unit:**	Asset Management Unit			
Decision Maker:	Council						
Compliance Requirements:							
Legislation:	*Local Government (Administration) Regulations 1996*						
Industry:							
Organisational:	Corporate Asset Management Plan, PR1015, PR0721						
Document Management:							
Risk Rating:	High	**Review Frequency**:	Annual	**Next Due:**	2016	**TRIM Ref:**	**75522/04**
Version #	**Decision Reference:**	**Synopsis:**					
1.	Council Meeting 29/01/13 (24/13)	Adoption					
2.	Council Meeting 07/04/15 (120/15)	Significant amendment					
3.	Council Meeting 30/04/15 – (161/15)	Custodian Unit amended due to organisational restructure					

City of Perth

Council Policy

CP 2.12| Asset Management

Policy Objective

To:

- Ensure the long-term effective, efficient and safe management of the City's assets.
- Inform decision making, incorporating life-cycle costing principles.
- Embed a sustainable management approach to service delivery.
- Proactively seek continual improvement to advance asset management maturity within the City.

Policy Scope

This policy applies to current, proposed and future assets owned or controlled by the City. It supports the City vision and objectives set out in the Strategic Community Plan and the Corporate Business Plan.

The following asset classes are applicable to this Policy:

1. **Infrastructure** including public infrastructure such as roads, footpaths, open-air car parks, civil structures, electrical infrastructure, street furniture, stormwater drainage, riverwalls, and park hardscapes.
2. **Buildings** including civic buildings, community buildings, operations buildings, multi-storey carparks, public toilets, tenanted buildings and any other buildings within the ownership of the City.

Policy Statement

1. The City shall apply best practice asset management approaches in compliance with relevant legal, regulatory, safety and environmental requirements across all asset classes owned and operated by the City.
2. The City will ensure effective and financially sustainable service delivery across all asset classes.
3. Accurate, up to date and evidenced based asset data will be maintained to assist Council in decision making.
4. The City will ensure that value for money asset renewal and maintenance expenditure is allowed for in the long-term financial plan.
5. A sustainable approach and framework for the acquisition of new assets based on whole-of-life asset costs will be adopted by the City.
6. The CEO is responsible for ensuring appropriate asset management related technical advice is provided to Elected Members to enable appropriate decision making on behalf of the communities they represent.

Document Control

Other relevant/related documents

Legislation:	
City Policies:	

Proposed Policy

City Procedures and Processes:	

Document responsibilities

Custodian:	Alliance Manager Infrastructure and Assets	Custodian Unit:	Infrastructure and Assets	Decision Maker:	Council

Review management

Next review due:	June 2023	Document Management Ref:	EDRMS-1336483316-564

Document management

Version	Decision reference	Synopsis of changes
1.0	OCM <insert meeting date>	Initial policy submitted for approval

Proposed Policy

16.4 Review of Council Policies 6.2 Building Site Adjacent to Forrest Place, Hay Street and Murray Street Malls and 6.5 Hay Street - Colonnading

Responsible Officer	Megan Adair – Acting General Manager Planning and Economic Development
Voting Requirement	Simple Majority
Attachments	Attachment 16.4A – Policy 6.2 – Building Sites Adjacent to Forrest Place, Hay Street and Murray Street Malls Attachment 16.4B – Policy 6.5 – Hay Street – Colonnading

Purpose

To present the review of Council policies 6.2 Building Sites Adjacent to Forrest Place, Hay Street and Murray Street Malls and 6.5 Hay Street – Colonnading.

Recommendation from the Policy Committee

That Council:

1. REVOKES the Council Policy 6.2 Building Sites Adjacent to Forrest Place, Hay Street and Murray Street Malls as at Attachment 16.4
2. REVOKES the Council Policy 6.5 Hay Street – Colonnading as at Attachment 16.4B.

Background

1. At its meeting held on 3 November 2020, Council resolved to conduct a review of all Council policies by September 2021.
2. At its meeting held on 17 July 1967, Council adopted Policy 6.5 - Hay Street – Colonnading which was subsequently reviewed in 1992 and 1998.
3. At its meeting held on 28 April 1998, Council resolved that Policy 6.5 'not be applied until such time as a review has been conducted in view of the many instances where colonnading is not appropriate, particularly in the case of heritage buildings'. This policy was not subsequently reviewed, however, remains an active policy.
4. At its meeting held 12 September 1990, Council adopted Policy 6.2 Building Sites Adjacent to Forrest Place, Hay Street and Murray Street Malls which was subsequently reviewed in 1992 and 2016.
5. In 1992, Policy 6.2 was amended to widen its scope to enable vacant sites in the central area to be landscaped and for hoardings to be erected subject to compliance with minimum standards determined by Council; these could also include requirements for setbacks from the street alignment for the purpose of enabling seating and planters to be provided.

Discussion

6. The objective of Council Policy 6.2 - Building Sites Adjacent to Forrest Place, Hay Street and Murray Street Malls was to:
    a. maintain a safe environment for the public;
    b. facilitate the reasonable development of each site;
    c. accommodate reasonable pedestrian and vehicular access;
    d. minimise disruption to the activities of the occupants of adjacent sites;
    e. minimise visual and physical impact on the streetscape;
    f. maintain adequate access for service authorities and emergency services; and
    g. prevent damage to the City's footpaths during building operations.
7. Policy 6.2 further sought to manage vehicular access; loading, off-loading and storage; paving and services; furnishings; hoardings and gantries; construction adjacent to trees; nuisance; disruption; graffiti; fencing and crossovers and advice to adjoining affected parties.
8. Policy 6.2 is now considered redundant as the objectives are covered under clause 6 'Objectives and Intentions' of the City Planning Scheme No. 2 and the matters covered under Policy 6.2 are managed under the conditions of development approvals issued by the City. These conditions require demolition and construction management plans to be submitted for approval prior to any works occurring. The matters are further covered under provisions provided for under the *Local Government Act 1995* (Section 3.5) through the *Thoroughfares and Public Places Local Law 2017* (Sections 2.2, 2.4, 2.5, 4.1, 4.2, 4.3, 4.4 and 4.5).
9. Policy 6.5 dates back to 1967 and is considered to be redundant as it its objectives and provisions have been incorporated under City Planning Scheme No. 2 - Section 6.7 Hay Street Pedestrian Walkway & Road Widening Policy.

10. Policy 6.5 has not informed any decisions for redevelopment along Hay Street involving colonnading since the gazettal of City Planning Scheme No. 2 as the Policy duplicates the provisions under the Scheme. It sets out standards to be adopted when colonnading occurs including the dimensions of columns and footings, the height of ceilings, basement treatment; signs; air conditioners and stairs street lighting.
11. No other local governments or capital cities were examined in the review of these policies as they relate specifically to situations and areas within the City boundaries.
12. Revoking the policies will reduce duplication and improve efficiency for both the City and applicants of planning decisions.

Stakeholder Engagement

Nil.

Decision Implications

13. As both the policies are considered redundant having been replaced by more detailed and practical measures, there will be no adverse implications if the policies are revoked.
14. Revoking the policies will reduce red tape, duplication and increase transparency with regards to making informed planning decisions.
15. The major benefit of revoking both policies are:
    a. Removes duplication as the matters in the policies are covered elsewhere in City Planning Scheme policies (design guidelines) and local laws.
    b. Removes confusion as the matters are covered sufficiently elsewhere. Officers dealing with these issues do not refer to these policies due to duplication.

Strategic, Legislative and Policy Implications

Strategic Community Plan	
Aspiration:	Performance
Objective:	5.6 Decision-making that is ethical, informed and inclusive.
Issue Specific Strategies and Plans:	City Planning Scheme No. 2

Legislation, Delegation of Authority and Policy	
Legislation:	Sections 2.7(2)(b) and 3.5 of the *Local Government Act 1995* Sections 2.2, 2.4, 2.5, 4.1, 4.2, 4.3, 4.4, and 4.5 of the *Thoroughfares and Public Places Local Law 2017*
Authority of Council/CEO:	As the determination of the local government's policies is a function of Council under section 2.7(2)(b) of the Act, and this function has not

	been delegated, decisions relating to this policy must be made by Council.
Policy:	Nil.

Financial Implications

Nil.

Relevant Documents

Nil.

Further information

Nil.

City of Perth

Council Policy Manual

CP6.2 Building Sites Adjacent to Forrest Place, Hay Street and Murray Street Malls

POLICY OBJECTIVE

1. The primary objective is to maintain a safe environment for the public.

2. To facilitate the reasonable development of each site as permitted by the City Planning Scheme.

3. To accommodate reasonable pedestrian and vehicular access as appropriate along the street fronting the site.

4. To minimise disruption to the activities of the occupants of adjacent sites.

5. To minimise visual and physical impact on the streetscape.

6. To maintain adequate access for service authorities and emergency services.

7. To prevent damage to the City's footpaths during building operations

POLICY STATEMENT

Vehicular Access

1. Traffic flow in the Hay Street Mall will be maintained in an east to west direction and in the Murray Street Mall in a west to east direction at all times.

2. Vehicles removing demolition material from any site fronting the pedestrian malls will be permitted to use the malls only when no alternative means of access exists and only at times determined by the Council.

3. Vehicles transporting building materials to a construction site fronting the pedestrian malls will be permitted to use Hay Street or Murray Street only at times determined by the Council. These times will be at periods which would not cause undue disruption to the normal operations of the malls and in any case would not be outside the existing service vehicle entry times for the malls. Also use of Hay Street or Murray Street will be permitted as only a secondary means of access when an alternate means of access exists.

Current Policy

CP6.2 Building Sites Adjacent to Forrest Place, Hay Street and Murray Street Malls

4. The weight of trucks carrying materials shall be limited to 14 tonnes gross vehicle mass. Vehicles in excess of six tonnes gross vehicle mass will be permitted to enter and leave the pedestrian mall during non shopping hours only.

5. The height of vehicles accessing the Murray Street Mall will be limited to a maximum of 4.2 metres by the clearance below the pedestrian bridges. The width of vehicles entering both malls will be limited by the clearance between furniture, fittings and planting in the malls.

Loading, Off-Loading Of Storage Materials

In the case of sites fronting the pedestrian malls provision will be required for the loading and off-loading of vehicles and the storage of all materials to be undertaken within the boundaries of the site as far as practicable. In all other places these activities will not be permitted to intrude onto public areas except as may be essential for construction purposes and for the period of time agreed to by the Council.

Paving and Services

Access to building sites fronting the Hay Street and Murray Street Malls shall be permitted over the paved area at specified locations to be confirmed by the Manager Development Approvals. Any damage to the paving units, furniture, fittings, planting and underground services shall be repaired by the City, the cost of any such repairs shall be borne by the contractor for the building under construction.

Furnishings

The City will, as necessary, remove or relocate any street furniture and movable planting at the builder's costs to enable vehicles to enter and leave building sites as approved by the City in accordance with the Guidelines above.

Hoardings and Gantries

1. The City will require the erection of a suitably designed and constructed screen on the street boundary of the site. This screen may project into Hay Street or Murray Street with the City's approval during any part of the construction abutting the building line.

Current Policy

CP6.2 Building Sites Adjacent to Forrest Place, Hay Street and Murray Street Malls

2. The time limit on demolition hoardings unless otherwise agreed by the Council shall be not more than 90 days. All demolition hoardings shall be removed within 14 days of the completion of demolition as determined by the Manager Development Approvals. All demolition hoardings once removed shall be replaced by suitable construction hoardings.

3. There is to be no projection external to the hoarding unless the projection is specifically approved to form part of a public facility or item or architectural embellishment. All such projections approved shall take account of the potential danger to vehicles and pedestrians passing the hoarding.

4. Specific approval is required prior to any interference with the pavement and all such interference with the pavement shall be made good by the City at the cost of the contractor.

5. All workmanship shall be of a high quality to a tradespersonlike standard and where such workmanship is not considered satisfactory it shall be re-done as directed by the City.

6. The design and location of the hoarding and any gantry structure is to minimise impact on pedestrian movement along the mall and the deviation of pedestrians from adjacent shop entries and shop windows.

7. Hoardings at all times are to be designed and constructed to the highest possible standards. Only new quality materials shall be used. All materials shall be properly fixed, lapped and jointed and all materials shall be approved by the Council prior to their installation. Where the material cover of the hoarding is of metal a capping piece, properly secured and finished, is required. All hoardings shall be painted with a minimum of one undercoat and one gloss finishing coat in a colour to compliment neighbouring buildings and to be approved by the City. All hoardings shall be maintained to a high standard and repaired and/or repainted following vandalism or damage.

8. Hoardings and gantries should be designed to minimise the visual impact on the street of the construction site and to provide a high degree of pedestrian interest around the site. To this end the hoardings could incorporate viewing windows, information panels, artwork sculpture and murals, furniture, for example, seating, shade cover and planter boxes, and advertising and display space for the developer and/or adjacent businesses. The design of the hoardings and gantries in this regard shall be approved by the City prior to their installation. Any changes to the hoarding or gantry during the construction period of the site shall also be approved by the City.

Current Policy

CP6.2 Building Sites Adjacent to Forrest Place, Hay Street and Murray Street Malls

9. The height and scale of the hoarding and gantry should be such to give the impression of a temporary building facade rather than of a fence and in any case should be no lower than 2.1 metres.

Nuisance

1. Provision shall be made to the satisfaction of the City to prevent the emission of dust, liquids and noise from any construction site within the precinct.

2. As and when necessary the City shall determine time constraints for those construction operations liable to result in nuisance, such as, sheet piling and water blasting and cleaning.

3. Care shall be taken to ensure that construction vehicles do not drop oil or otherwise stain paving in pedestrian areas.

Guidelines for Construction Adjacent To Trees

1. Where any new structure encroaches on the above ground space occupied by a tree (its canopy), branches cannot be removed by the builder. Following an inspection, only pruning which will not interfere with the natural growth pattern of the tree can be permitted. Such pruning or any other remedial work will be the responsibility of the Manager Street Presentation and Maintenance.

2. Access to new building sites should not encroach closer than two metres from any tree trunk.

3. Materials transported to the building site by crane should be lifted in a manner which will not cause damage to the tree canopy.

4. Any excavation or change to paving material proposed within the canopy zone around the tree should be detailed to the Construction and Maintenance Directorate prior to commencement of work (including work within the property boundaries), and if approved, supervised by the Arboriculturist.

5. The trunk of any tree adjacent to a new construction site shall be protected from physical injury by a suitable number of two metres planks strapped around the circumference

Current Policy

CP6.2 Building Sites Adjacent to Forrest Place, Hay Street and Murray Street Malls

from as close as possible to ground level, or fenced off as directed by the Manager Street Presentation and Maintenance.

6. The dumping, depositing of building materials or liquids is prohibited within the canopy zone of any tree trunk.

7. Trees adjacent to long term construction projects (that is, more than one year) should be examined more closely during summer and winter to record any requirement for restoration of protection boards/fencing or decompaction of surrounding ground. Costs of such work (organised by the Manager Street Presentation and Maintenance), will be debited to the developer.

8. Other specific guidelines as deemed appropriate by the Manager Development Approvals will be listed prior to planning and building approval.

Disruption

Any construction programmes on site which front the pedestrian malls will be monitored by the City to ensure that there is no unnecessary disruption within this area.

Graffiti

Where any graffiti or offensive material is applied to a hoarding the City may require the builder to have this removed within 24 hours.

Should the builder fail to comply with this requirement the City shall remove the material at the builder's cost.

Fencing and Crossovers To Construction Sites

In regard to the construction of commercial buildings, residential flat buildings or buildings other than private dwellings, the following requirements shall be complied with:-

1. where a footpath has been constructed, the contractor erecting a commercial building or residential flat building or buildings other than private dwellings, shall, prior to the commencement of work, provide a crossover to the site to the satisfaction of the Manager Street Presentation and Maintenance;

Current Policy

CP6.2 Building Sites Adjacent to Forrest Place, Hay Street and Murray Street Malls

2. an adequate fence (as agreed upon by the Manager Development Approvals) shall be erected over the portion of the frontage not to be taken up by the crossover;

3. the Manager Street Presentation and Maintenance be authorised to approve of the construction of additional crossings where the circumstances warrant.

Advice

The general public and affected property owners and business operators are to be advised of any impending development work changes in furniture arrangement and management of traffic which might disrupt the use of important pedestrian areas. Building contractors are therefore required to consult with the City as early as possible regarding their requirements to permit sufficient time for this advisory period to take place.

Plan

A site plan showing the position of hoardings in relation to the property boundaries and all street furniture, plantings and elevations showing the design of the hoarding and any gantries shall be supplied prior to the erection of the hoarding. Such plans shall include a specification dealing with the construction method, finish and materials.

Application

Two copies of plans as outlined in the Guidelines shall be submitted to the City's Approval Services Unit for approval prior to installation. Copies of plans will be referred to other Units as appropriate. Fees are to be in accordance with Part 6 of the Building Regulations 1989 and must be paid on submission of the application.

Planning Approval

The City places considerable importance on the issues raised within these guidelines. Architects, developers and building contractors are therefore urged to give consideration to these matters

Current Policy

CP6.2 Building Sites Adjacent to Forrest Place, Hay Street and Murray Street Malls

early in the development approval process. The City's officers will be available to discuss these matters at planning approval stage.

Document Control Box							
Document Responsibilities:							
Custodian:	Planning and Development		**Custodian Unit:**	Development Approvals			
Decision Maker:							
Compliance Requirements:							
Legislation:	Building Act 2011 Environmental Protection (Noise) Regulations; Graffiti Act 2016						
Industry:							
Organisational:							
Document Management:							
Risk Rating:	Medium	**Review Frequency**:	Two years	**Next Due:**	2017	**TRIM Ref:**	**P1006736** **P1006745**
Version #	**Decision Reference:**	**Synopsis:**					
1.	Citiplace Precinct Occasional Committee Meeting: 12/09/90	Previous Policy No. CP10					
2.	Citiplace Precinct Occasional Committee Meeting: 04/03/92 (CP17/92)						
3.	OCM - 28/04/98 (353/98)						
4.	OCM - 30/04/15 (161/15)						

Current Policy

City of Perth

Council Policy Manual

CP6.5 Hay Street - Colannading

POLICY OBJECTIVE

To determine the standards to be adopted in regard to the provision of colonnading in Hay Street.

POLICY STATEMENT

In regard to the colonnading of Hay Street, the following provisions shall apply and be included in Agreements for the transfer of land for this purpose:-

Definition

Colonnading means the provision of a public footpath and services on the area defined in local laws 25 and 52. The owner of the abutting land may build over the footpath with clearance and support as hereafter defined.

Support

A building may be supported on columns not more than 450mm square on a 6.1 metre grid; where the width of a lot is less than 6.1 metres, the columns should be reduced proportionately. The outside face of columns to be on the old building line within the colonnading.

Footings

All new footings within the colonnaded area to be located 3 metres below pavement level, and may project 750mm beyond the alignment.

Ceilings

The underside of beams and ceilings shall be a uniform 3.4 metres above footpath level and where the footpath is sloping, the ceiling shall not be less than 3.2 metres nor more than 3.7 metres above the footpath level and any steps in the ceiling shall be in equal risers. All ceilings to be concrete of 3-hour fire resisting construction.

Basements

No basement will be approved within the width of the colonnading. All existing basements to be walled up and filled. The existing basement walls are to be cut back to 750mm below footpath level. Filling of basements to be with clean sand properly compacted.

Current Policy

CP 6.5 Hay Street - Colannading

Signs

The requirements of Signs local law No.40 are to be met. For this purposes, the colonnading will be treated as under awning. For face of building vertical signs are permitted except that a clear height of 4.6 metres will be required.

Air Conditioning

No air conditioning unit or mechanical ventilation system is permitted to discharge foul or vitiated air into the colonnading. This does not apply to doorways which discharge air as a result of pressurisation within the building.

Stairs

All existing stairs within the 4.9 metres colonnading are to be rebuilt in strict compliance with the local laws.

Street Lighting

The owner of every building shall make provisions for fixing and installation of street lighting. The Council will bear the cost of power, fittings and installation.

Maintenance

The owner of every building shall properly maintain the columns and building over any colonnading and keep the building properly painted and repaired at all times.

Existing Local-Laws

All existing local laws are effective over land colonnaded.

Strata Titles

The Land Titles Office will not approve of strata titles for buildings which are colonnaded over part of the road reserve. If strata titles are required for a building, the whole of the building has to be clear of the street alignment.

Current Policy

CP 6.5 Hay Street - Colannading

Document Control Box							
Document Responsibilities:							
Custodian:	Planning and Development		**Custodian Unit:**	Development Approvals			
Decision Maker:							
Compliance Requirements:							
Legislation:							
Industry:							
Organisational:							
Document Management:							
Risk Rating:	Low	**Review Frequency:**	Four years	**Next Due:**	2002	**TRIM Ref:**	**P1006741**
Version #	**Decision Reference:**	**Synopsis:**					
1.	OCM - 17/07/67	Previous Policy No. B10, B3, SU32, SU19					
2.	OCM - 17/02/92 (158/92)						
3.	OCM - 28/04/98 (353/98)						

Current Policy

16.5 Review of Council Policy 6.20 Comment and Recommendations on Development Proposals Referred to the City by Statutory Authorities

Responsible Officer	Megan Adair - Acting General Manager Planning and Economic Development Alliance
Voting Requirement	Simple Majority
Attachments	Attachment 16.5A - Policy CP6.20 – Comment and Recommendations on Development Proposals Referred to the City by Statutory Authorities Attachment 16.5B - Proposed Authorisation

Purpose

To present the review of Council Policy 6.20 – Comment and Recommendations on Development Proposals Referred to the City of Perth by Statutory Authorities.

Recommendation from the Policy Committee

That Council:

1. REVOKES the Council Policy 6.20 – Comment and Recommendations on Development Proposals Referred to the City of Perth by Statutory Authorities as at Attachment 16.5A
2. AUTHORISES City administration staff, as detailed in Attachment 16.5B, to provide a submission or comment in relation to a development application referred to the City of Perth.

Background

1. At its meeting held on 3 November 2020, Council resolved to conduct a review of all Council policies by September 2021. In the Policy Review Workplan, Policy 6.20 – Comment and Recommendations on Development Proposals Referred to the City of Perth (the City) by Statutory Authorisations (the Policy) was initially listed for review in July 2021. The review had been brought forward to June 2021.
2. At its meeting held on 16 February 2010, Council adopted the Policy to clarify the authorisation to provide comment and recommendations on development applications referred to the City.
3. The Policy was last reviewed in 2018 and was assessed as high risk. This was on the basis that the policy provides Council authorisation for Local Government comments or recommendations relating to development proposals to be provided administratively.

Discussion

4. The key objective of this Policy is to determine the process for providing comments and / or recommendations on development proposals referred to the City by other statutory authorities including the Metropolitan Redevelopment Authority (MRA).
5. The Policy is no longer relevant as it is administrative in nature and is a standard process more practically undertaken through a Council authorisation.
6. Development proposals referred to the City by statutory authorities and the comments provided by the Administration will be provided to elected members via the Council Hub.
7. As there is no power of delegation under the *Local Government Act 1995* or other legislation, it is considered appropriate to establish a similar process by way of authorisation, this will enable the Council to authorise the administration to implement the same procedures as covered under the Policy.
8. This is consistent with other local governments and removes a council policy relating to a routine operational function.

Stakeholder Engagement

Nil.

Decision Implications

9. If Council does not adopt the officer's recommendation, the existing policy will remain in place. If this occurred, it is recommended that Council note the review having taken place.
10. This Policy was previously considered to be high risk, however, once an authorisation is put in place to achieve the desired outcome in terms of managing the administrative process any risk has been mitigated and transferred to the authorisation.
11. Policy 6.20 is currently 'hidden' as a policy and sits more appropriately/practically under delegations and authorisations where it can be logically found when searched for.

Strategic, Legislative and Policy Implications

Strategic Community Plan	
Aspiration:	Performance
Objective:	5.6 Decision-making that is ethical, informed and inclusive.
Issue Specific Strategies and Plans:	Nil.

Legislation, Delegation of Authority and Policy	
Legislation:	Section 2.7(2)(b) of the *Local Government Act 1995*
Authority of Council/CEO:	As the determination of the local governments policies is a function of Council under section 2.7(2)(b) of the Act, and this function has not been delegated, decisions relating to this policy must be made by Council.
Policy:	Nil.

Financial Implications

Nil.

Relevant Documents

Nil.

Further information

12. At the Policy Committee's meeting held 15 June 2021, a comparison to other metropolitan local governments was requested, with regards to how many elected members are required to 'call in' a development application to a Council meeting. A comparison is provided as follows:

Local Government	Number of EM's	Additional Comments
City of Fremantle	2	This is the number required to cause a matter at the Planning Committee to be referred to a full meeting of Council.
City of Swan	N/A	No provision to call in the delegation.
City of Joondalup	N/A	No provision to call in the delegation.
City of Stirling	2	At least one has to be a Councillor for that Ward or the Mayor.
City of Wanneroo	1	Nil.
Town of Victoria Park	3	Nil.

City of Perth

Council Policy Manual

CP6.20 Comment and Recommendations on Development Proposals Referred To the City by Statutory Authorities

POLICY OBJECTIVE

To determine authority for providing comment and recommendations in respect of development proposals referred to the City by other statutory authorities.

POLICY STATEMENT

BACKGROUND

The *Metropolitan Redevelopment Authority Act 2011* (Act) requires the Metropolitan Redevelopment Authority (MRA) to refer any development proposals it has the authority to determine to the City of Perth. The Act enables the City to provide comment on those proposals to MRA.

Additionally, occasionally other statutory authorities may refer development proposals to the City for comment.

1. Comment and recommendations on minor development proposals referred to the City by statutory authorities, including MRA, shall be provided to the referring authority by the Administration without first being referred to the Council.

2. Development proposals referred to the City by statutory authorities and the comments provided by the Administration thereon shall be provided to the Council via the appropriate forum (such as the Council Hub).

3. Where a development proposal is referred to the City by a statutory authority for comment and the Administration believes that the proposal warrants consideration by the Council, the matter shall be referred to the Council for determination.

Current Policy

CP6.20 Comment and Recommendations on Development Proposals Referred To the City by Statutory Authorities

Document Control Box							
Document Responsibilities:							
Custodian:	Planning and Development		**Custodian Unit:**	Development Approvals			
Decision Maker:							
Compliance Requirements:							
Legislation:							
Industry:							
Organisational:	PR0498, PR0508						
Document Management:							
Risk Rating:	High	**Review Frequency**:	Annual	**Next Due:**	July 2019	**CM Ref:**	**P1023849**

Version #	Decision Reference:	Synopsis:
1.	OCM - 16/02/2010 (88/10)	
2.	OCM – 31/07/18 (13.10)	Amended in line with current legislation
3.		
4.		
5.		

Current Policy

Comments on development applications

The functions authorised by Council to: a. Chief Executive Officer b. General Manager Planning and Economic Development c. Alliance Manager Development Approvals	To provide a submission or comment to in relation to a development application referred to the City for comment or a submission before a decision is made on the application.
This function can be found	*Metropolitan Redevelopment Authority Act 2011* • Section 64 Notice of development application *Planning and Development Act 2005* • Section 16 Delegation by Commission • Section 100 Commission to consult local government on some development applications • Section 115 Development in planning control area, applying for approval of • Section 142 Consultation requirements as to proposed subdivision • Section 153 Setting aside land for open space or payment in lieu • Section 276 Consultation, submissions and other input *Swan and Canning Rivers Management Act 2006* • Section 73 Consultation with local governments etc. about development application
The Council's conditions on this delegation	1. All comments or submissions are to be maintained as a Local Government Record. 2. Authority may not be exercised where any Council member has requested that the comment or submission on the application be referred to the Council for determination. 3. Nothing in this authorisation prevents the persons authorised from refusing to exercise their authority and referring the matter to Council for decision.

16.6 Review of Policies 11.3 Sister City Relationships and 3.5 Sending Delegations to External Bodies

Responsible Officer	Megan Adair – Acting General Manager Planning and Economic Development
Voting Requirement	Simple Majority
Attachments	Attachment 16.6A – Policy 11.3 Sister City Relationships (Current Policy) Attachment 16.6B – Policy 3.5 Sending Delegations to External Bodies (Current Policy) Attachment 16.6C - Policy 4.5 International Relationships (Proposed Policy)

Purpose

To present the review of Policy 11.3 Sister City Relationships for Council consideration.

Recommendation from the Policy Committee

That Council:

1. REVOKES
   a. Policy 11.3 Sister City Relationships as contained in Attachment 7.6A
   b. Policy 3.5 Sending Delegations to External Bodies in Attachment 7.6B
2. ADOPTS Policy 4.5 Sister City Relationships as contained in Attachment 7.6C subject to:
   a. the amalgamation of the content contained under the 'Purpose' and 'Aims' headings
   b. improvement of brevity overall
   c. investigating an alternative reference to 'Sister City' inclusive of the policy title.

Revised Officer Recommendation

That Council:

1. REVOKES
   a. Policy 11.3 Sister City Relationships as contained in Attachment 7.6A
   b. Policy 3.5 Sending Delegations to External Bodies in Attachment 7.6B
2. ADOPTS Policy 4.5 Sister City Relationships as contained in Attachment 7.6C.

Background

1. Council at its meeting on 3 November 2020 resolved to conduct a review of all the policies of Council by 1 September 2021. Policy 11.3 Sister City Relationships and Policy 3.5 Sending Delegations to External Bodies was originally listed for review by July 2021 but has now brought forward to June 2021.

2. Policy 11.3 Sister City Relationships was adopted by Council in 1991. Policy 3.5 Sending Delegations to External Bodies was adopted by Council in September 2003.

3. The policies are not required by law.

4. Policy 11.3 was last updated in 2006. Policy 3.5 was last amended in February 2011.

5. The current Policy provides for the Lord Mayor to conduct two visits to Sister Cities in groups, accompanied by their partner, the CEO and a delegation of up to three Councillors at the City of Perth's (the City) expense.

6. The Inquiry into the City of Perth noted on page 262 of Volume 2 of its report:

   The Inquiry investigated whether council members improperly sought reimbursements for travel expenses. Although no such conduct was identified during the period of the Inquiry's Terms of Reference, it should be noted that the Inquiry's investigations were confined to an audit and review of invoices for any factual errors. As the Inquiry did not have access to the travel records of council members, it was not possible to examine whether any activities of an inappropriate nature (such as undertaking personal business dealings) may have occurred during that travel that was claimed to be related to the City. The Inquiry lacked the resources that the Corruption and Crime Commission (CCC) had regarding its investigation of the travel undertaking by Ms Scaffidi. The CCC's report on that matter was handed down on 5 October 2015.

7. As a result, there were no recommendations from the Inquiry into the City of Perth regarding either Policy or Sister City relationships more broadly. However, two recommendation address hospitality, such as hosting functions for Sister Cities.

No	Recommendation Description
101	The City's dining and function facilities be used only by the City to discharge its unique civic responsibilities.
102	The use of these civic and function facilities must be authorized by the City's CEO who must record in writing that he or she is satisfied that its use meets the unique responsibilities that the City has, as the State's capital city local government and the costs of the use will be incurred in the City's best interests.

Discussion

8. The current policies are outdated and include Council member entitlements that are arguably out of touch with community expectations. Sister Cities however remain an important part of the City's role as the State's capital city, as set out in section 8(i) of the *City of Perth Act* 2016.

9. The City currently maintains 11 international relationships – eight Sister City relationships and three Charter of Mutual Friendship (also called Friendship City) relationships.
    a. Asia
        i. Kagoshima, established 1974 (Sister City)
        ii. Nanjing, established 1998 (Sister City)
        iii. Taipei, established 1999 (Friendship City)
        iv. Seocho City, established 2008 (Friendship City)
        v. Chengdu, established 2012 (Sister City)
    a. Europe
        i. Megisti-Kastellorizo, established 1984 (Sister City)
        ii. Rhodes, established 1984 (Sister City)
        iii. Vasto, established 1989 (Sister City)
        iv. Perth, established 2006 (Friendship City)
    a. North America
        i. Houston, established 1984 (Sister City)
        ii. San Diego, established 1987 (Sister City)
10. The establishment of these relationships has occurred for many reasons, from a shared geographic feature, such as the Perth-Kagoshima relationship, where both cities share the same degree of longitude, to historical and migratory ties to the origins of Perth's migrant community, such as the relationships with the cities of Kastellorizo, Rhodes and Vasto.
11. More recently, the City's relationships have focussed on economic opportunity, with relationships formed with the cities of Seocho and Chengdu that are based in regions with growing economic power and strong trade links.
12. The current Sister City Relationships policy (Attachment 16.6A) was initially established in 1991 and contains information related to:
    a. the objectives of Sister City relationships;
    b. broadly how to meet objectives;
    c. the City's role related to Sister City relationships;
    d. establishing new relationships; and
    e. travel arrangements related to Sister City visits.
13. The City considers the current Policy is no longer fit for purpose, as it is too focused on issues related to travel (difficult in the current COVID-19 environment), is too procedural, and does not contain information related to:
    a. expected economic and/or community / ratepayer outcomes from Sister City activities, including travel and other interactions;
    b. alignment to the Strategic Community Plan;

c. criteria to guide the establishment of new relationships and to assist in the assessment of future Sister/Friendship City requests;

d. managing these relationships in a cost-effective manner; or

e. expectations of Elected Member/Administration travelling to International Cities.

14. There is also a question as to whether the City's Policy should be restricted to its focus on Sister City relationships or incorporate broader international engagement activities such as the City's involvement in the World Energy Cities Partnership (WECP) or the recent MOU with Denpasar City. The City's previous WECP Policy was rescinded as partly amalgamated into CP 1.1 Attendance at Events Policy.

15. Given the current COVID-19 pandemic, it is important to ensure that the Policy is robust enough to account not only for current travel restrictions as well as a post-COVID future when international travel is once again possible.

16. In reviewing this policy, the City has examined the policies of other capital cities, as follows:

Local Government / Capital City	Policy / Comparative Detail
City of Darwin	International Relations and Sister City Policy. Outlines International Relations Program goals and objectives in context of strategic community plan (Darwin 2030: City for People. City of Colour). Strategic partnership must be in place for minimum period of two years before Sister City reached (Council resolution required for exemption). Outlines types of relationships and criteria for entering into a strategic partnership. Outlines steps for dissolving strategic partnerships or Sister City relationships. Outlines Sister City partnership plan that is reviewed bi-annually to ensure benefits to City. Acknowledges that funding and resourcing will be established during budget preparation. No reference to travel entitlements for Elected Members.
City of Gold Coast	International Relations and Engagement Policy. Outlines purpose for policy, objectives, and performance measures. Outlines procedures as pertaining to: International Relationships, Entering into International Relationships, Hosting Inbound Delegations, and Mayoral Correspondence for International Stakeholders. No reference to travel entitlements for Elected Members.
City of Hobart	Guidelines for Future International Relationships Policy. Outlines objectives for future relationships to benefit City of Hobart and adds background context regarding economic-focused "Strategic Relationships". Policy establishes three-tiered approach to new relationships: information exchange - time-limited second stage agreement - Sister City.

	Outlines assessment criteria for new relationship requests, largely discussing value of relationship to Hobart/Tasmania from economic and community/cultural angle. Notifies consultation with DFAT will occur and approval sought.
City of Adelaide	No specific policy identified. Identifies criteria for how Sister City relationship requests should be received (i.e. from another city government) and progressed (i.e. Council report). Outlines Council's limited role in international relations. No reference to travel entitlements for Elected Members. Significant detailed criteria for consideration of new Sister City relationships such as requiring significant stakeholder support, funding availability, review times, alignment with Council/SA Gov direction etc.
City of Brisbane	No specific policy identified. Limited information as pertaining to establishment of Sister City relationships and no discussion of travel entitlements for Elected Members. Some information detailed about global linkages in Economic Development Plan 2012-2031.
City of Melbourne	No specific policy identified. Outlines various MOUs and agreements the City of Melbourne possesses, with title and description (i.e. Sister City relationships, MOUs) as well as focus sectors. No reference to travel entitlements for Elected Members.
City of Sydney	No specific policy identified. Historic documents establish criteria for consideration of new international relationships. No reference to travel entitlements for Elected Members.

17. The below table outlines the comparison of the changes proposed in the revisions to this Policy:

Current Policy Subject	How this is addressed in the new Policy
Does not cover why the City has Sister Cities	Policy objective is strengthened to include references to benefits of the relationships being for the City's community and stakeholders.
Lacks definitions of Sister Cities and Friendship Cities	Includes definitions as part of Policy Statement
Does not include full list of relationships	Now includes full list of relationships as well as category of each relationship and date of establishment
Lack of detail as to considerations informing potential relationship establishment	Now includes a list of various elements that are taken into consideration when responding to a request to establish a new relationship

Prescriptive and outdated description of the City's role in Sister Cities	Provide expanded examples of the City's role and involvement in international relationships, including expanded emphasis on community and stakeholder involvement in activities and in benefitting from them
Policy too focused on the issue of travel	Sections regarding travel have been shortened and refer to other relevant Council policies that are responsible for matters regarding Councillor travel
Entitlement for Lord Mayor to visit all Sister Cities, regardless of need	This provision has been removed
Requirement for 'cluster' visits	This has been removed as it is not always practical or necessary
Outdated provisions regarding makeup of City delegations for outbounds	Removed specific descriptions of how many Councillors entitled to accompany outbound delegations to ensure alignment with community expectations and current Council policies

18. The proposed new Policy (Attachment 16.6C) is regarded as being more appropriate for the City and the way that the City conducts its international relationships. Importantly, it includes specific references to the various outcomes that are sought from these relationships and the importance of involving the City's community and stakeholders in the relationships and related activities.

19. In respect of Policy 3.5 Sending Delegations to External Bodies, the City does not recall this Policy being used in recent history. Sending delegations to Sister Cities and for other international engagement can be better addressed through the proposed Policy. As such Policy 3.5 is recommended to be revoked.

20. In his foreword to the State Government's Asian Engagement Strategy, then Asian Engagement Minister Peter Tinley MLA wrote that "*the dynamic Indian and Pacific Ocean markets will require more than a transactional approach to trade and investment, and we will all benefit from greater engagement and alignment with the momentum of the region.*"

21. The Asian Engagement Strategy recognises the role that Sister City relationships can play in strengthening people to people links and ensuring that engagement is deeper and more substantial than a series of transactions. The Strategy looks to leverage activities like cultural exchange programs and develop new initiatives that can realise the full economic, industry and social impact of Sister City and Sister State relationships.

Stakeholder Engagement

Nil.

Decision Implications

22. If Council does not adopt the officer's recommendation, the existing Policy will remain in place. If this occurred, the Policy would not recognise the totality of the City's current international relationships, as it does not include all of the City's relationships.

23. There are also elements of the current Policy that are not reflective of industry norms and could be out of step with community expectations.

24. If the existing Policy does remain in place, it is recommended that Council note the policy review has taken place.

Strategic, Legislative and Policy Implications

Strategic Community Plan	
Aspiration:	Prosperity
Objective:	4.3 Strategic brand positioning for Perth as a city that is internationally recognisable, unique and inviting.
Issue Specific Strategies and Plans:	Nil.

Legislative, Delegation of Authority & Policy	
Legislation:	Section 8(1)(g) of the *City of Perth Act 2016* Section 8(1)(i) of the *City of Perth Act 2016* Establishes the City's role in developing and maintaining collaborative inter-governmental relationships and various levels, including internationally, for the continued improvement of the City. Other objects of the Act relate to the City's role in strengthening Perth's international reputation and ensuring its continuation as a thriving centre of business. Section 2.7(2)(b) of the *Local Government Act 1995*
Policy:	Nil.
Authority of Council/CEO:	As the determination of the local government's policies is a function of Council under section 2.7(2)(b) of the Act, and this function has not been delegated, decisions relating to this Policy must be made by Council.

Financial Implications

Nil.

Relevant Documents

Western Australian Asian Engagement Strategy 2019-2030

Further information

Following the Policy Committee held on 14 June 2021, further information is provided:

25. As a result of feedback from Committee members, the following amendments were made to the Policy:

    a. Change to the Policy title from "Sister City" to "International Relationships". Reference to "Sister City" within the Policy must remain as the existing agreements are specifically titled as such. Although the term "twinning" or "twin city" is also used in some instances, the term Sister City is an internationally accepted and understood term, with peak body organisations for these relationships and activities known as Sister Cities Australia and Sister Cities International. However, there are no implications of retitling the Policy.

    b. The brevity of the Policy has been improved by consolidating text contained under the Policy's purpose and aims headings.

26. As the Policy Committee's recommendations have been incorporated into the Policy, it is now recommended that Council adopt Policy 4.5 International Relationships as contained in Attachment 16.6C.

City of Perth

Council Policy Manual

CP11.3 Sister City Relationships

POLICY OBJECTIVE

1. to foster international peace and goodwill.

2. to seek a wider understanding of other nations, their traditions, customs and cultures.

3. to promote Perth and, where appropriate, assist in fostering economic development, tourism and trade relations.

POLICY STATEMENT

The Council desires to maintain a small number of active sister city relationships, based upon benefits which can accrue, including trade, tourism, cultural, educational and sporting activities.

The Council considers that the abovementioned objectives can be achieved by:-

1. educational, cultural, trade, tourism and sporting exchanges;

2. official visits;

Accordingly, the Council's role will be:-

1. to encourage exchanges;

2. to facilitate and assist visits and exchanges (such as providing letters of introduction to the Sister City);

3. to arrange an exchange of greetings on the occasion of visits from Sister Cities;

4. to facilitate exchange of educational, cultural and promotional material;

5. to encourage students to learn about a Sister City by carrying out school projects on that city;

6. to provide information to visitors from Sister Cities on places of interest.

The question as to whether to establish additional sister cities should consider the possibility and benefits to be gained out of City/State Relationships.

Current Policy

CP11.3 Sister City Relationships

In establishing a new relationship the Council is to first establish a Friendship Agreement.

The agreement is to be reviewed comprehensively by the Council after a period of five years, or earlier if appropriate, to determine if a Sister City relationship would be beneficial to the City.

In order to be considered for a Sister City Relationship the friendship is to have demonstrated considerable activity in the areas of trade, tourism, education, cultural and sporting exchanges.

Furthermore, the Lord Mayor and Partner, accompanied by the Chief Executive Officer, may, subject to appropriate provisions being made in the adopted budget, visit the Sister Cities once during the Lord Mayor's term of office.

Upon approval of the Council, Councilors may, subject to appropriate provisions being made in the adopted budget, accompany the Lord Mayor.

TRAVEL

Travel for official Sister City visits is to be provided by appropriate provision being made in the adopted budget.

Sister City visits should be conducted to groups of cities as suggested below. No more than two grouped visits should occur in any four year term of office of the Lord Mayor. It is the Lord Mayor's prerogative to determine the timing of Sister City visits.

In considering multiple city visits, the following combinations are considered appropriate, but may vary due to particular circumstances:-

1. Taipei, Nanjing and Kagoshima;

2. Houston and San Diego;

3. Kastellorizzio/Rhodes, Vasto, and Perth and Kinross.

The Lord Mayor and partner, accompanied by the Chief Executive Officer, will lead all official delegations to cities where a formal relationship has been established, or where the establishment of a formal relationship is to be signed.

Up to three additional Councillors may accompany the Lord Mayor on each official delegation. To ensure that attendance by Councillors is rotational, the selection of Councillors to join the official delegation is to be determined by:-

Current Policy

CP11.3 Sister City Relationships

1. Councillors submitting their interest to join the delegation through the Chief Executive Officer.

2. If more than three Councillors submit an advice of interest, then a ballot is to be held by the drawing of names in the presence of those in the ballot.

3. If a Councillor has previously joined a delegation, then that Councillor is ineligible to enter the ballot.

4. When there is a vacancy within a delegation and multiple nominations are received from Councillors who have already attended a delegation, then the vacancy is to be filled by ballot of those Councillors only.

5. When all Councillors have joined a delegation, then the process recommences with all single attendances being zeroed for the selection process described in step 3 above.

6. A register of delegates attending Sister City visits is to be maintained by the administration from 1 July 2006 and distributed to Councillors with the calling of expressions of interest for delegations. (Refer to TRIM 15947/08).

The Chief Executive Officer is authorised to make the arrangements for official travel under this policy and the expenditure of appropriate funds to meet the costs involved without further reference to the Council.

A Councillor may, as part of other travel, be provided with a letter of introduction to call on a Sister City. Such a call is not considered to be an official Sister City visit and is not to be funded from the Sister City budget.

Any travel related to Sister Cities that is not in accordance with this policy is to be formally considered by the Council.

Current Policy

CP11.3 Sister City Relationships

Document Control Box							
Document Responsibilities:							
Custodian:		**Custodian Unit:**	Economic Development				
Decision Maker:							
Compliance Requirements:							
Legislation:							
Industry:							
Organisational:							
Document Management:							
Risk Rating:		**Review Frequency**:		**Next Due:**		**TRIM Ref:**	**P1007014**
Version #	**Decision Reference:**	**Synopsis:**					
1.	OCM 18/03/91 (277/91)	Previous Policy No. GP16, CS15, CS4					
2.	OCM 13/04/92						
3.	OCM 15/06/92 (755/92)						
4.	OCM 28/04/98 (353/92)						
5.	OCM 22/09/98 (832/98)						
6.	OCM 23/04/02 (280/02)						
7.	OCM 18/07/06 (492/06)						

Current Policy

City of Perth

Council Policy Manual

CP3.5 SENDING DELEGATIONS TO EXTERNAL BODIES

POLICY OBJECTIVE

To establish guidelines for the composition of delegations formed to represent the City's views at meetings with external bodies.

POLICY STATEMENT

Where an external body requests a delegation from the Council, the request is forwarded to the Lord Mayor to determine whether they wish to lead the delegation. If the Lord Mayor is unable to attend, the Lord Mayor may request the Deputy Lord Mayor to represent the Council. Where the Deputy Lord Mayor is unable to attend, the Presiding Member of the relevant committee shall be requested to represent the Council.

Current Policy

Document Control Box							
Document Responsibilities:							
Custodian:	Economic Development and Activation		**Custodian Unit:**	Economic Development			
Decision Maker:	Council						
Compliance Requirements:							
Legislation:							
Industry:							
Organisational:							
Document Management:							
Risk Rating:		**Review Frequency:**		**Next Due:**		**TRIM Ref:**	**75522/04**
Version #	**Decision Reference:**		**Synopsis:**				
1.	OCM - 23/09/03 (701/03)		Previous Policy No. CS34				
2.	OCM - 01/02/11 (33/11)						
3.							

City of Perth

Council Policy Manual

CP 4.5 International Relationships

Policy Objective

The City of Perth is an active member of the international community, maintaining a number of Sister City and Charter of Mutual Friendship agreements as part of its relationships with other international cities. These relationships exist to reflect and celebrate the history of Perth and its community, foster international goodwill through collaboration and exchanges and capitalise on existing and future opportunities through relationships with international cities for the benefit of Perth's community, ratepayers and stakeholders.

Policy Scope

This policy applies to the City's current, and any future, formal international city relationships and associated activities.

This policy seeks to ensure the City's international relationships are creating opportunities for Perth's people, businesses and institutions and seeks to involve them, where possible and appropriate, in relevant activities that may present mutual benefits for involved parties.

Policy Statement

1. Definitions

A Sister City relationship is a broad-based, long-term partnership between two communities in two countries. A relationship is officially recognised after the highest elected or appointed official from both communities sign an agreement to become Sister Cities.

A Charter of Mutual Friendship is a long-term partnership between two communities in two countries that is at a lower level of formality than a Sister City relationship. Where appropriate, these Friendship Cities can be potentially upgraded to a Sister City relationship.

2. Purpose and aims of formal international relationship agreements

As outlines in the objects of *City of Perth Act 2016*, the City has a unique responsibility to develop and promote the social, economic, cultural, environmental and civic role that it plays as the local government for the capital of Western Australia and the only Australian capital city on the Indian Ocean Rim. The City is proud to represent and promote Perth, the broader metropolitan area and the state at an international level. Formalised international relationships such as Sister City agreements play an integral role in these representation and promotion activities and in fostering inter-governmental relations with other cities.

Proposed Policy

The City's international relationships aim to benefit the community, ratepayers, key stakeholders and businesses by providing the opportunity to participate in cultural, educational, trade, investment and knowledge sharing activities between partnering cities. These relationships can open gateways to new markets, supporting economic growth across a variety of business and industry sectors in Perth and Western Australia.

Due to their ongoing nature, these relationships require a strong emphasis on reciprocity, with a high degree of commitment and active involvement from all parties. The City will encourage relevant stakeholders, such as educational, research and cultural institutions, sporting groups, local businesses and media, to engage in and promote activities associated with these international city relationships.

The City will develop or support activities or exchange programs that seek to strengthen connections between Perth and its international city counterparts. Funding will be provided in the City's annual budget for international engagement related activities or programs.

3. New relationship requests

The City will give consideration to the following in its assessment of potential new international relationships:

- Where the relationship request has originated and if it is well defined
- Capacity of the requesting city to facilitate and service the relationship
- How the proposed city compares to Perth in geographic, population and governance aspects
- Whether there is compelling economic, trade or investment opportunity for local businesses and institutions
- Whether there are existing community or cultural links between the cities or their citizens
- How the proposed relationship aligns with the City's Strategic Community Plan and Council's vision
- Any existing State/Federal Government links or presence within the requesting city
- Whether there is strong support from stakeholders.

The formation of any new relationship will be subject to relevant Federal legislation such as the *Australia's Foreign Relations (State and Territory Arrangements) Act 2020*.

4. International relationship related travel

Visits by City representatives to cities where there are bilateral relationships present an opportunity to strengthen ties and harness mutual benefits. Proposals for travel to these cities must outline the visit's objective and proposed outcomes and are subject to current and applicable Council policies and approvals and appropriate funding being made available within the adopted budget or by a decision of Council.

Proposed Policy

Where a major milestone in a relationship is being celebrated, such as a relationship anniversary, it may be appropriate for the Lord Mayor (or delegate) to lead a City outbound delegation. Participation by other relevant industry stakeholders in outbound delegations is to be encouraged. Costs for non-City participants participating in an outbound delegation (such as airfares, accommodation etc) are to be borne by the individual or their organisation.

Travel will also be subject to and in line with travel advice provided by the Department of Foreign Affairs and Trade and any procedures established by the CEO.

5. Support for inbound delegations and visits

The City will extend, where appropriate, hospitality to visiting representatives from international cities, particularly those with which the City has an existing formal relationship, which may include the development of a visit program and the provision of services such as transportation or interpretation in accordance with any procedures established by the CEO.

Proposed Policy

Document Control

Policy Context

Legislation:	City of Perth Act 2016 Australia's Foreign Relations (State and Territory Arrangements) Act 2020 (Commonwealth)
Policy:	CP 1.2 Professional Development CP 1.6 Council Member Allowances, Fees and Entitlements
Procedure and Process:	

Document responsibilities

Custodian:	Alliance Manager Economic Development	**Custodian Unit:**	Economic Development Unit	**Decision Maker:**	General Manager Planning and Economic Development

Review management

Review frequency:	Every three years	**Next review due:**	2024
Risk rating:	Low	**Document Management Ref:**	EDRMS-1336483316-629

City of Perth

Council Policy Manual

Document management

Version	Decision reference	Synopsis of changes
1.0	OCM <insert meeting date> Simple Majority required	Initial policy submitted for approval

Proposed Policy

16.7 Review of Policies 1.10 Freeman of the City, 1.11 Freedom of Entry, 1.12 Keys to the City and 1.13 Honorary Citizenship

Responsible Officer	Michelle Reynolds - Chief Executive Officer
Voting Requirement	Simple Majority
Attachments	Attachment 16.7A – Policy 4.6 Honorary Awards (Proposed policy) Attachment 16.7B – Policy 1.10 Freeman of the City (Current policy) Attachment 16.7C – Policy 1.11 Freedom of Entry (Current policy) Attachment 16.7D – Policy 1.12 Keys to the City (Current policy) Attachment 16.7E – Policy 1.13 Honorary Citizenship (Current policy)

Purpose

To present the review of Policies 1.10 Freeman of the City, 1.11 Freedom of Entry, 1.12 Keys to the City and 1.13 Honorary Citizenship for consideration.

Recommendation from the Policy Committee

That Council:

1. REVOKES:
    a. Policy 1.10 Freeman of the City, as at Attachment 16.7B
    b. Policy 1.11 Freedom of Entry, as at Attachment 16.7C
    c. Policy 1.12 Keys to the City, as at Attachment 16.7D
    d. Policy 1.13 Honorary Citizenship, as at Attachment 16.7E
2. ADOPTS Policy 4.6 Honorary Awards, as at Attachment 16.7A.

Background

1. Council at its meeting on 3 November 2021 resolved to conduct a review of all the policies of Council by September 2021. Policies was listed for review 1.10 Freeman of the City, 1.11 Freedom of Entry, 1.12 Keys to the City and 1.13 Honorary Citizenship for consideration by July 2021. They were subsequently rescheduled for review at the June 2021 Policy Committee.
2. As a result of a review of the previous Council policy on honours, all of these policies were adopted by Council in August 2012. None of these policies have been reviewed since. An amendment was made to the Freeman of the City of Perth (the City) policy in 2013 to change the entitlements of freemen.
3. There were no recommendations from the Inquiry into the City of Perth on these matters.
4. In reviewing this policy, the City has examined the policies of other local governments and capital cities, as follows

Local Government / Capital City	Policy	Comparative Detail
City of Adelaide	No	The City of Adelaide Civic Recognition Operating Guidelines provide for the giving of Keys to the City, Freedom of Entry to the City, City of Adelaide Citizen of the Year Awards and Letters of recognition.
City of Sydney	No	The City of Sydney Civic Honors Guidelines from 2000 include Keys to the City, Freedom of Entry, Honorary Citizen of Sydney and Sydney medals.
City of Hobart	No	The City of Hobart Civic Honors include Freedom of Entry, Civic Receptions and Citizen of the Year.
City of Fremantle	Yes	The City of Fremantle allows for Freedom of Entry.
City of Stirling	Yes	The City of Stirling maintains the award of Honorary Freeman of the City of Stirling. All current freemen are former City of Stirling elected members or employees and it was last awarded in 2009.
City of Swan	Yes	The City of Swan maintains the award of Honorary Freeman of the City of Swan was last awarded in 2021.

Discussion

5. While an honorary awards policy is not required by law, the conferring of honorary awards by Council, if it is desired to continue, should have an appropriately documented process. It is recommended the issue of honorary awards be in one policy for ease of reference and uniformity of process consistent with other local governments. It is proposed that the City retains the honours of Honorary Citizenship, Keys to the City and Freedom of Entry.

6. The current policies provide for some awards to be conferred by the Lord Mayor, others by Council. It is proposed that these awards only be conferred by Council, recognising that Council is the decision-making body of the City.

7. Honorary citizenship has been conferred by the City on significant international dignitaries. As part of the City's international engagement activities, honorary citizenship is a useful tool in achieving the City's international role under the *City of Perth Act 2016.* Honorary citizenship continues to be an appropriate honorary award.

8. Awarding Keys to the City is a common international tradition for cities. It can be considered a more personal version of freedom of entry. It dates back to at least the middle ages and earlier when a City would have walls and gates. The key symbolises the ability to open those gates and gain entry. Recent recipients of Keys include Kerry Stokes, Hillary Clinton and Professors Barry Marshall AC & Dr Robin Warren AC.

9. Freedom of Entry is a tradition that dates back to ancient Rome. The granting of Freedom of Entry was considered the highest honour a city could bestow on a military unit. Today, a mostly ceremonial tradition, granting Freedom of Entry is a way for local governments to honour a distinguished unit of the Armed Forces, strengthening the ties between community and servicemen and women. The City has previously honoured the crews of vessels such as HMAS Perth II and HMAS Perth III. This honour remains relevant and appropriate.

10. Freeman of the City relates to a now repealed section 691A of the *Local Government Act 1960*. This provided:

    A council may, by a resolution passed by an absolute majority of the members voting thereon at a meeting of the council, and with the approval of the Minister, confer upon any person the title of "Honorary Freeman of the Municipality", but the conferring of that title upon a person does not grant to him any right or privilege other than that of permitting him to designate himself by the title so conferred.

11. The City currently only confers Freeman Status on former elected members and employees of the City. Freeman of the City under the current policy are entitled to use of the now closed dining room. Matters relating to the dining room were subjects of the Inquiry into the City of Perth. In accordance with the current policy freemen are also invited to all civic events and have access to free parking at Council House.

12. On balance, while other WA local governments maintain the Freeman of the City title, the associated entitlements are no longer relevant or appropriate. It is proposed that an award for some prior elected members and employees be phased out. The proposed policy provides that current freemen retain their titles and would continue to be invited to appropriate civic events and provided with parking at Council House where that event is at Council House.

Stakeholder Engagement

Nil.

Decision Implications

13. If Council does not adopt the officer's recommendation, the existing policy will remain in place. If this occurred, it is recommended that Council note the review having taken place.

Strategic, Legislative and Policy Implications

Strategic Community Plan	
Aspiration:	Performance
Objective:	5.6 Decision-making that is ethical, informed and inclusive.
Issue Specific Strategies and Plans:	Nil.

Legislation, Delegation of Authority and Policy	
Legislation:	Section 2.7(2)(b) of the *Local Government Act 1995*
Authority of Council/CEO:	As the determination of the local governments policies is a function of Council under section 2.7(2)(b) of the Act, and this function has not been delegated, decisions relating to this policy must be made by Council.
Policy:	Nil.

Financial Implications

Nil.

Relevant Documents

Nil.

Further Information

Nil.

City of Perth

Council Policy

CP4.6 | Honorary Awards

Policy Objective

To establish honorary awards conferrable by Council and the process for bestowing those honorary awards.

Policy Scope

This policy applies to the conferral of honorary awards by Council.

Policy Statement

Honorary Awards of the City of Perth

1. The following honorary awards of the City of Perth are established:
    a. Honorary Citizenship
    b. Keys to the City
    c. Freedom of Entry
2. Nominations for an honorary award are to be submitted by Council members to the CEO for assessment and recommendation to Council.
3. The conferral or revocation of any of these awards must be by resolution of Council.
4. Before the conferral of any honorary award, the consent of the nominee must be obtained.
5. The conferral of an honorary award will be made by the Lord Mayor at an appropriate time and place.

Honorary Citizenship

6. Honorary Citizenship may be granted to an individual, who is not an Australian Citizen, who is considered to be especially admirable or worthy of the distinction. It is a symbolic honour; the recipient does not receive any rights, privileges or duties typically held by an Australian citizen.
7. The following criteria are to be assessed in determining if to award Honorary Citizenship of the City of Perth:
    a. the individual must have attained a high level of achievement and service in business, educational or cultural activity relating to the City of Perth, Western Australia or Australia;
    b. the individual must have made significant and meritorious contributions through their profession or qualifications to a field or cause relating to the City of Perth, Western Australia or Australia;
    c. the individual is an international visitor of note; or
    d. granting of the Honorary Citizenship is in the interests of the City of Perth, Western Australia or Australia.
8. Upon conferral a formal certificate will be presented to the award recipient.

Keys to the City

9. Conferral of the honour of Keys to the City of Perth is a high honour, though it conveys no legal rights.
10. The following criteria are to be assessed in determining if to award Keys to the City of Perth:
    a. a high level of achievement and service in their chosen field; and
    b. a significant and meritorious contribution to the City of Perth, Western Australia, Australian or world affairs.
11. The honour of Keys to the City will be conferred through presentation of commemorative keys.

Proposed Policy

Freedom of Entry

12. Freedom of Entry is a high honour which may be conferred by the City of Perth. The honour conveys no legal right.
13. The conferral of the Freedom of Entry allows military units the privilege of marching into the city "with drums beating, colours flying, and bayonets fixed".
14. Freedom of Entry may be granted to units of the Defence Force which have a significant attachment to the City of Perth.
15. A Freedom of Entry march may be arranged by the City to allow the military unit receiving the honour, to publicly display their privilege to march into the City.

Freeman of the City

16. Any person who was awarded the title of Freeman of the City of Perth continues to hold such a title and will be invited to appropriate civic occasions and provided with free parking at Council house to attend those occasions.

Document Control

Other relevant/related documents

Legislation:	Not applicable.
City Policies:	Not applicable.
City Procedures and Processes:	Not applicable.

Document responsibilities

Custodian:	Alliance Manager Governance	Custodian Unit:	Governance	Decision Maker:	Council

Review management

Next review due:	May 2023	Document Management Ref:	EDRMS-1336483316-528

Document management

Version	Decision reference	Synopsis of changes
1.0	OCM <insert meeting date>	Initial policy submitted for approval

Proposed Policy

City of Perth

Council Policy Manual

CP1.10 Freeman of the City

POLICY OBJECTIVE

To provide guidelines for conferral of the honour of Freeman of the City and the administration of Freeman Entitlements.

POLICY STATEMENT

Freeman of the City is a high honour which may be conferred by the City of Perth. The honour conveys no legal right.

1. Nomination Criteria

1.1 The title of Freeman of the City may be conferred on Elected Members or employees of the City of Perth:

a. who have served the City for at least three consecutive Terms of Office as an Elected Member or nine years, although length of service is not the only criterion; and

b. whose outstanding contribution to the community is recognisable through recorded achievements, which can be seen to stand above the contributions of most other persons; and

c. who have consistently displayed commendable conduct.

1.2 Nominations are to be provided in a confidential statement that addresses the nomination criteria and submitted to the Lord Mayor or Chief Executive Officer.

2. Decision Making

2.1 Council will consider nominations behind closed doors and determine to either:

a. grant or refuse the conferral of the honour of Freeman of the City; or

b. request that additional research into the nomination be undertaken and presented for Council's further consideration within a three-month period.

2.2 The nominee's acceptance of the honour is to be confirmed prior to public announcement.

Current Policy

CP1.10 Freeman of the City

3. Conferral Arrangements

A formal certificate will be presented to the accepting recipient.

4. Freeman Recipients

Recipients of Freeman of the City honours are detailed in the Schedule appended to this policy.

5. Freeman Entitlements

5.1 Dining Room Hospitality

a. In accordance with clause 1.8 of Policy 10.12 Provision of Hospitality, Freemen may use the City's Dining Room:

i. during the City's scheduled Friday Dining Room days / hours usually being (unless otherwise determined) every Friday between 12.30pm and 3.30pm, other than the second Friday of each month when the Dining Room is open between 7.30pm and 10.30pm;

ii. in the company of a maximum of three guests inclusive of their spouse / partner; and

b. Freemen are limited to total expenditure of $2,500 per financial year, with expenditure above this amount to be reimbursed to the City by the Freeman.

c. Freemen may not reallocate the unspent portion of their entitlement to another Freeman.

d. Where a Dining Room booking is cancelled with less than 24-hours notice and the associated costs of the booking are incurred to the City, such costs shall be debited to the respective Freeman's Dining Room allocation.

5.2 Civic Receptions

Freemen and their spouse / partner will be invited to all Civic Receptions.

5.3 Parking Permits

a. An annual parking permit will be provided to Freemen, to support their use of the Dining Room and conditioned as follows:

i. The Permit is only to be valid for use at the Council House Car Park on the scheduled Friday Dining Room days / opening hours usually being every

Current Policy

Friday between 12.30pm and 3.30pm, other than the second Friday of each month when the Dining Room is open between 7.30pm and 10.30pm;

ii. The Permit does not guarantee parking availability and may only be used where parking is available.

b. A special parking permit or parking card will be provided to Freemen, following their acceptance of an invitation to a Civic Reception for a parking facility and time period appropriate to that Civic Reception.

5.4 Freeman Business Cards

A Freeman may apply for and be provided with City of Perth Freeman Business Cards.

Transitional Arrangements:
Clauses 5.1(b) and 5.3(a) become effective from 1 July 2013, with relevant existing entitlements remaining effective to the end of the 2012/13 financial year, being a $2000 Dining Room expenditure limit and parking permits issued on an as required basis.

Current Policy

POLICY 1.10 - SCHEDULE FREEMAN OF THE CITY HONOUR RECIPIENTS		
Name	**Service to the City**	**Council Decision**
Mr Rod Evans (Dec'd 1998)	Service as a Councillor from 1964 to his retirement in 1990	21/05/90
Mr John MacMillan, JP	Councillor 1965 - 1993	18/10/93
Mr John Lee (Dec'd)	Councillor	18/10/93
Mr Reg Dawson, AM	Deputy Town Clerk 1965 - 1981 Town Clerk 1981 - 1994	31/05/94
Sir Ernest Lee-Steere, KBE (Dec'd 2011)	Lord Mayor 1972 - 1978	22/07/97
Sir Frederick Chaney (Dec'd 2001)	Lord Mayor 1978 - 1982	22/07/97
Mr Michael (Mick) Michael, OAM, JP	Councillor 1967 - 1982 Lord Mayor 1982 - 1988	22/07/97
Mr Charles (Chas) Hopkins	Councillor 1975 - 1988 Lord Mayor 1988 - 1991	22/07/97
Mr George O (Ossie) Edwards, OBE	Town Clerk 1966 -1981	25/05/99

CP1.10 Freeman of the City

POLICY 1.10 - SCHEDULE FREEMAN OF THE CITY HONOUR RECIPIENTS		
Name	**Service to the City**	**Council Decision**
Mr James M Leahy, OAM	Councillor 1975 – 1988 1989 – 1993 1995 -1999	25/05/99
Dr Peter Nattrass	Councillor 1977 - 1995 Lord Mayor 1995 - 2007	19/02/08
Mr Michael Sutherland	Councillor 1995 - 2009 (three terms as Deputy Lord Mayor)	27/01/09
Mr Francis (Frank) Edwards	Chief Executive Officer 2002 - 2012	09/10/12

Document Control Box							
Document Responsibilities:							
Custodian Unit:	Marketing and Activation						
Decision Maker:	Council						
Compliance Requirements:							
Legislation:							
Industry:							
Organisational:							
Document Management:							
Risk Rating:	Low	**Review Frequency:**	Four years	**Next Due:**	2017	**TRIM Ref:**	**75522/04**
Version #	**Decision Reference:**	**Synopsis:**					
1.	Council – 07/08/12 (377/12)	Previous Policy No: CS48, CS24, Policy No. 1.4					
2.	OCM – 19/02/13 (77/13)	Amended					
3.							

Current Policy

City of Perth

Council Policy Manual

CP1.11 Freedom of Entry

POLICY OBJECTIVE

To provide guidelines for conferral of the honour of Freedom of Entry to the City of Perth.

POLICY STATEMENT

Freedom of Entry is a high honour which may be conferred by the City of Perth. The honour conveys no legal right.

The conferral of the Freedom of Entry, allows military units the privilege of marching into the city "with drums beating, colours flying, and bayonets fixed".

Freedom of Entry may be granted to units of the Defence Force which have a significant attachment to the City of Perth.

Nominations for conferral of Freedom of Entry are to be provided in a confidential statement that addresses this criteria and submitted to the Lord Mayor.

Decision Making

The Lord Mayor shall determine the conferral of the honour of Freedom of Entry.

The nominee's acceptance of the honour is to be confirmed prior to public announcement.

Elected Members are to be notified prior to public announcement and conferral of the honour.

Conferral Arrangements

A Freedom of Entry march may be arranged by the City to allow the military unit receiving the honour, to publicly display their privilege to march into the City.

Current Policy

City of Perth

Council Policy Manual

CP1.11 Freedom of Entry

Document Control Box							
Document Responsibilities:							
Custodian Unit:	Marketing and Events						
Decision Maker:	Lord Mayor						
Compliance Requirements:							
Legislation:							
Industry:							
Organisational:							
Document Management:							
Risk Rating:	Low	**Review Frequency**:	Four Years	**Next Due:**	2016	**TRIM Ref:**	**75522/04**

Version #	Decision Reference:	Synopsis:
1.	Council - 07/08/2012 (377/12)	Previous Policy No. CS48, CS24, Policy No. 1.4
2.		
3.		

Current Policy

City of Perth

Council Policy Manual

CP1.12 Keys to the City

POLICY OBJECTIVE

To provide guidelines for conferral of the honour of Keys to the City of Perth.

POLICY STATEMENT

Conferral of the honour of Keys to the City of Perth is a high honour, though it conveys no legal rights.

Nomination Criteria

Nominees, individuals or groups, should demonstrate:

1. a high level of achievement and service in their chosen field; and
2. a significant and meritorious contribution to the City of Perth, Western Australia, Australian or world affairs.

Nominations are to be provided in a confidential statement that addresses the nomination criteria and submitted to the Lord Mayor or Chief Executive Officer.

Decision Making

Council will consider nominations, behind closed doors, and determine to either:

1. grant or refuse conferral of the honour of the Keys to the City; or
2. request that additional research into the nomination be undertaken and presented for Council's further consideration within a three-month period.

The nominee's acceptance of the honour is to be confirmed prior to public announcement

Conferral Arrangements

The honour of Keys to the City will be conferred through presentation of commemorative keys.

Current Policy

City of Perth

Council Policy Manual

CP1.12 Keys to the City

Document Control Box							
Document Responsibilities:							
Custodian Unit:	Marketing and Activation						
Decision Maker:	Council						
Compliance Requirements:							
Legislation:							
Industry:							
Organisational:							
Document Management:							
Risk Rating:	Low	**Review Frequency**:	Four years	**Next Due:**	2016	**TRIM Ref:**	**75522/04**

Version #	Decision Reference:	Synopsis:
1.	Council - 07/08/2012 (377/12)	Previous Policy No. CS48, CS24, Policy No. 1.4
2.		
3.		

Current Policy

City of Perth

Council Policy Manual

CP1.13 Honorary Citizenship

POLICY OBJECTIVE

To provide guidelines for the conferral of the honour of Honorary Citizenship of the City of Perth.

POLICY STATEMENT

Honorary Citizenship may be granted to an individual who is considered to be especially admirable or worthy of the distinction. It is a symbolic honour; the recipient does not receive any rights, privileges or duties typically held by an Australian citizen.

Selection Criteria
The following guidelines apply to the selection of the recipients of Honorary Citizenship of the City of Perth:-

1. the individual must have attained a high level of achievement and service in business, educational or cultural activity relating to the City of Perth, Western Australia or Australia;
2. the individual must have made significant and meritorious contributions through their profession or qualifications to a field or cause relating to the City of Perth, Western Australia or Australia;
3. the individual is an international visitor of note; or
4. granting of the Honorary Citizenship is in the interests of the City of Perth, Western Australia or Australia.

Decision Making

The Lord Mayor will consider and determine worthy candidates.

The nominee's acceptance of the Honour is to be confirmed prior to its public announcement.

Elected Members are to be notified prior to public announcement and conferring of the honour.

Conferral Arrangements

A formal certificate will be presented to the accepting recipient.

Current Policy

City of Perth

Council Policy Manual

CP1.13 Honorary Citizenship

Document Control Box							
Document Responsibilities:							
Custodian Unit:	Marketing and Activation						
Decision Maker:	Lord Mayor						
Compliance Requirements:							
Legislation:							
Industry:							
Organisational:							
Document Management:							
Risk Rating:	Low	**Review Frequency**:	Four Years	**Next Due:**	2016	**TRIM Ref:**	**75522/04**

Version #	Decision Reference:	Synopsis:
1.	OCM - 07/08/2012 (377/12)	Previous Policy No. CS48, CS24, Policy No. 1.4
2.		
3.		

Current Policy

17. Motions of which notice has been given

17.1 Notice of Motion – Deputy Lord Mayor Sandy Anghie – Forgotten Spaces: Revitalising Perth's Laneways - Episode 2 Strategy

The following Notice of Motion has been submitted in accordance with clause 4.12 of the *Standing Orders Local Law 2009.*

Councillor	Deputy Lord Mayor Sandy Anghie
Date received	21 June 2021
Motion	That Council REQUESTS the Chief Executive Officer to: 1. Investigate the development of a 'Forgotten Spaces: Revitalising Perth's Laneways - Episode 2' Strategy which provides an update on City laneway revitalisation to date, and aims to continue work in refreshing and revitalising the key laneways in the City's neighbourhoods over a period of time. 2. Include provision for this project for Council's consideration as part of a future budget.
Reasons provided	Inspired by the success of laneway revitalisation in other cities in Australia, an analysis of all laneways in Perth's central core was undertaken by the City of Perth in 2008. The analysis, titled "Forgotten Spaces: Revitalising Perth's Laneways - Episode 1" (see link under 'Relevant Documents'), assessed each laneway for its suitability to change. Priority laneways were identified and work was carried out on these priority laneways (being Wolf Lane, Howard Lane, Grand Lane, Price Lane, and McLean Lane). However, a number of key laneways in Perth's central core still require work. Further, the original study contemplated the future revitalisation of all laneways throughout the City of Perth. Specifically, the original study stated that a detailed analysis of laneways in other areas, such as Northbridge and West Perth, will be undertaken in the near future and as separate, related projects. This did not happen. Laneways are a point of difference in our City. Along with history, heritage architecture, art and culture, laneways are something that suburban shopping malls do not have. And they are one of the things that visitors to our City (and other cities) find intriguing. In particular, I have been involved in a number of student urban design workshops over the years and its always the laneways that young people focus on. Further, and importantly, talking to our City's residents and visitors, many have noted that there are areas of our City that can feel unsafe after dark. Reasons for this include the emptying of the City after work hours, along with a lack of well-lit spaces, which create nooks for antisocial behaviour – particularly laneways.

	Like the Main Street refresh program I proposed at the May Ordinary Council Meeting, we need a plan for our City's laneways. This work may not all be carried out in the short term but there needs to be a cohesive plan when opportunities, and budget, for things like public art and lighting arise. Such a plan would work alongside the Main Street refresh project, so that work could be carried out at the same time, to minimize disruption to our City's ratepayers and businesses. Both the Main Street refresh and Laneway refresh programs should be factored into the City's annual and long term financial plans. Main Street and Laneway refresh programs have proven to be successful around the world, and there is growing momentum to get "back to the basics" of what makes cities thrive. So let's make some affordable, positive changes to our public spaces in the short to medium term while building local support and demonstrating to stakeholders the potential for further long-term projects and investments.

Administration Response to Notice of Motion

Responsible Officer	Megan Adair – Acting General Manager Planning and Economic Development
Voting Requirement	Simple Majority
Attachments	Nil.

Discussion

1. In 2007, the City initiated the "Forgotten Spaces Revitalisation of Perth's Laneways - Episode 1" project. It involved an evaluation of laneways for upgrades that would support economic development and improve the perception of safety. The project prioritised City-owned laneways being revitalised with new lighting, public art, and surface treatments. The Strategy was completed in approximately 12 months.
2. The six highest priority City-owned laneways – Wolf, Howard, Grand, Prince, McLean Lanes and Lion Walk – were upgraded. This commitment to improve laneways and encourage a 'finer grain' of activities in the central city area, has stimulated ongoing commercial interest in these unique spaces as well as supported activation, such as small events and street art walking tours.
3. The approach was intended to lead by example, to encourage the property owners of privately-owned laneways to follow suit and undertake their own improvements.
4. There is a mix of privately and publicly owned laneways in the city that have not been upgraded to date. Defining the extent of this study will be critical to evaluating the time it would take to assess and prioritise projects, particularly regarding the inclusion of both private and public laneways or just those owned by the City. Additional consideration will need to be given to ongoing maintenance and replacement of assets in private laneways. Done well, the improvements will have a positive financial impact on the laneway value, including those of the surrounding premises. Consideration also needs to be given to a decision-making framework to ensure appropriate governance is maintained.

Decision Implications

5. If supported by Council, it is estimated that the new strategy would take approximately 12 months to complete using internal resourcing. Subject to inclusion in the budget, this project could be included in project planning for 2022/23.

Strategic, Legislative and Policy Implications

Strategic Community Plan	
Aspiration:	2. Place
Objective:	2.1 A city that is seen by all as a great place to be
Issue Specific Strategies and Plans:	Forgotten Spaces: Revitalising Perth's Laneways - Episode 1' Strategy (2008), Public Lighting Framework (2019)

Legislation, Delegation of Authority and Policy	
Legislation:	*Local Government Act 1995*
Authority of Council/CEO:	In accordance with Section 2.7 of the *Local Government Act 1995*, the Council is responsible for the performance of the local government's functions.
Policy:	Policy 2.3 Strategic Financial Management

Financial Implications

6. There is no provision in the 2021/22 annual budget due to be considered by Council on 13 July 2021. If Council resolves that this project occurs in 2021/22, existing projects would need to be re-prioritised to ensure appropriate resourcing and budget is reallocated to this project.

7. Alternatively, the project could be scoped in the 2021/22 financial year with the view of inclusion in the 2022/23 budget.

Relevant Documents

Forgotten Spaces: Revitalising Perth's Laneways - Episode 1 (2008) Strategy

17.2 Notice of Motion – Deputy Lord Mayor Sandy Anghie – Sponsorship Strategy

The following Notice of Motion has been submitted in accordance with clause 4.12 of the *Standing Orders Local Law 2009.*

Councillor	Deputy Lord Mayor Sandy Anghie
Date received	21 June 2021
Motion	That Council REQUESTS the Chief Executive Officer to develop a Sponsorship Strategy.
Reasons provided	The City of Perth now has a new "Events Strategy" and a new "Sponsorship Policy" – however what is still lacking is a Sponsorship Strategy to clearly guide the allocation of the City's resources. Administrative guidelines are not sufficient. The City's proposed Sponsorship budget for 2021 / 22 is $5,000,000 - obviously a significant number. Perth's current sponsored events calendar is diverse - ranging from sporting events through to arts and culture and local community festivals – all competing for dates, venues, media coverage, sponsors, participants, and City of Perth support. To ensure the best value for the ratepayers of the City of Perth those events that provide the best return on investment, or have the potential to deliver substantial benefits to the City, need to be identified and supported. The Strategy could tie in with the Lord Mayor's "Brand Perth" initiative – focusing attention on events that are uniquely Perth. Melbourne did not become Australia's events capital by chance. There was a comprehensive analysis and a clear strategy to get there. Perth needs a Sponsorship Strategy to ensure the City gets the best outcomes, and best value for money, for its sponsorship investment.

Administration Response to Notice of Motion

Responsible Officer	Kylie Johnson – Acting General Manager Community Development
Voting Requirement	Simple Majority
Attachments	Nil.

Discussion

1. Council Policy 4.3 Sponsorship and Grants was adopted by Council at its Ordinary Meeting held 25 May 2021. The Policy states that through the provision of sponsorships and grants, the City aims to:
   a. Support a range of projects and initiatives that meet the diverse needs of the City's community
   b. Support a range of projects and initiatives that deliver an economic return for the City's business community
   c. Support the delivery of aspirations outlined the City's Strategic Community Plan
   d. Support the objects of the City under the *City of Perth Act 2016*
2. The City of Perth 2025 Events Strategy has a vision for Perth to be the 'events heart of WA'. Following its adoption by Council at the 25 May 2021 Ordinary Meeting, the City has been working towards facilitating, supporting and delivering a diverse range of events that provide enriching experiences for all throughout the year.
3. The recently adopted 2025 Events Strategy and Council Policy 4.3 Sponsorship and Grant will guide the City's delivery of grants and sponsorship for 2021/22.
4. Concurrently, the City is also undertaking a review of its sponsorship and grant processes to streamline and enhance the customer experience in line with Council direction.
5. The City of Melbourne does not currently have a Sponsorship Policy or Sponsorship Strategy.

Decision Implications

6. If Council supports the motion, strategies related to the individual sponsorship and grant programs will need to be reviewed to align objectives and ensure they are not superseded by the new Sponsorship Strategy.
7. If Council does not support the motion, the City's delivery of sponsorships and grants will continue to be informed by Council Policy 4.3 Sponsorship and Grants, 2025 Events Strategy and other specific strategies and plans as they relate to individual programs.

Strategic, Legislative and Policy Implications

Strategic Community Plan	
Aspiration:	1. People

Objective:	1.5 - Thriving and sustainable cultural, artistic and heritage industries, activities and events that encourage locals and visitors to come back for more.
Issue Specific Strategies and Plans:	2025 Events Strategy Cultural Development Plan 2019-2029 Heritage Strategy 2020-2024

Legislation, Delegation of Authority and Policy	
Legislation:	Section 5.56(1) of the *Local Government Act 1995* – requires the City to plan for the future of its district. Section 4.a(I) of the *City of Perth Act 2016* - the City is required to recognise, promote and enhance the special social, economic, cultural, environmental and civic role that the City of Perth plays because Perth is the capital of WA.
Authority of Council/CEO:	In accordance with Section 2.7 of the *Local Government Act 1995*, the Council is responsible for the performance of the local government's functions.
Policy:	Council Policy 4.3 Sponsorship and Grants - directs that by providing sponsorship, the City can deliver an improved range of events, initiatives and services to the community.

Financial Implications

Nil.

Relevant Documents

2025 Events Strategy

Cultural Development Plan 2019-2029

Heritage Strategy 2020-2024

17.3 Notice of Motion – Councillor Catherine Lezer – Notices of Motion for New Projects

The following Notice of Motion has been submitted in accordance with clause 4.12 of the *Standing Orders Local Law 2009.*

Councillor	Councillor Catherine Lezer
Date received	15 June 2021
Motion	That Council ENDORSES the following protocols when proposing new projects through notices of motion: a. Submission of notices of motion relating to delivery of new projects should coincide with the budget setting process, either through the annual budget or mid-year review b. Notices of motion should give due consideration to available funding and resources, particularly in the context of projects already funded, approved or underway c. Notices of motion should give due consideration to alignment with, and effect on the delivery of, Council's agreed strategic priorities and its adopted program of works and projects for the financial year
Reasons provided	In developing the Annual Budget, proposed projects or service initiatives are subject to careful consideration. It is suggested than project or service delivery initiatives via Notices of Motion should face similar rigorous evaluation. This is particularly important in respect of the City's capacity to deliver its annual program of operating and capital projects whilst responding to Notices of Motion. There is a limit on the number and value of projects the City can successfully deliver in any given year. If the City is to be accountable for the delivery of its program of projects, then it should be afforded the opportunity to properly plan and resource the delivery of those programs of works. Projects added over and above the agreed (and resourced) program of works may: • compromise the successful delivery of the adopted program of works • create unrealistic community expectations • compromise the reputation of City if delivery falls short of expectations. To ensure proper consideration is given to the funding implications and delivery capacity of projects initiated via Notices of Motion, there must be a clearly articulated, structured process to be followed for capturing, evaluating and programming project proposals arising from Notices of Motion. In the event the proposal of the evaluation identifies challenges with either available funding or available resourcing to complete the proposed project in addition to existing project delivery commitments, then a recommendation

	should come forward from the Administration to remove from the Adopted Budget a project (or projects) representing equivalent resource effort and / or budget funding to the project being proposed. Such proposed projects should be captured but only be brought forward for Council consideration at a half yearly review opportunity to ensure Council can be confident the proposal can be accommodated without compromising budget and program delivery.

Administration Response to Notice of Motion

Responsible Officer	Michelle Reynolds – Chief Executive Officer
Voting Requirement	Simple Majority
Attachments	Nil.

Discussion

1. Since October 2020, 28 Notices of Motion have been raised with financial implications in excess of $1 million.
2. The introduction of protocols supports the requirements of the Standing Orders Local Law 2009 which prescribes that the CEO "must provide relevant and material facts and circumstances pertaining to the notice motion on matters such as policy, financial and legal implications". It is critical that the Administration rigorously evaluate the financial implications and strategic alignment of proposed new projects, to ensure that the delivery of Council's adopted program of works listed in its annual budget is not compromised.
3. The timing of the introduction of new projects is best kept for the annual budgeting process or if absolutely necessary, during the mid-year budget review. This is consistent with the State Government's approach to sound financial management.

Decision Implications

4. If Council supports this motion, future notices of motion will be evaluated against the endorsed protocols. However, while the Standing Orders Local Law 2009 prescribes that motions be submitted four clear working days prior to the meeting, elected members are encouraged to submit proposed motions well in advance of this to ensure the evaluation against the protocols is adequate.

Strategic, Legislative and Policy Implications

Strategic Community Plan	
Aspiration:	5. Performance
Objective:	5.5 A financial business model underpinned by a culture of cost management, best value and strategic financial analysis that is subject to ongoing oversight, transparency and accountability.
Issue Specific Strategies and Plans:	Annual Budgets, Long Term Financial Plan

Legislation, Delegation of Authority and Policy	
Legislation:	Clause 4.12 - Standing Orders Local Law 2009
Authority of Council/CEO:	The above Clause of the Standing Orders Local Law 2009 states the requirements for motions which may be raised by elected members with notice.
Policy:	Policy 2.3 Strategic Financial Planning & Budgeting

Financial Implications

Nil.

Relevant Documents

Nil.

17.4 Notice of Motion – Councillor Liam Gobbert – Strategic Position Statements

The following Notice of Motion has been submitted in accordance with clause 4.12 of the *Standing Orders Local Law 2009.*

Councillor	Councillor Liam Gobbert
Date received	19 May 2021
Motion	That Council: 1. ESTABLISHES the following Strategic Position Statements: a. The Council encourages primary school facilities to be located within the City's district to attract more families into the central City of Perth. b. The Council encourages the relaxation of constraints within the *Commercial Tenancy (Retail Shops) Agreements Act 1985* to allow for leases under five years and to support small business development in the City's district. c. The Council supports a significant reduction of the Perth Parking Levy annual bay costs to facilitate reductions in small business outgoings, encourage economic growth, and visitor attraction. d. The Council supports additions to the rail network within the City's district to promote a reduction in private vehicle dependency. e. The Council welcomes development proposals through the State Government's Unsolicited Bidding process to encourage renewal and regeneration of underutilised precincts within the City's district. f. The Council supports the attraction of significant events which promote Perth at an international level. Events of State and/or Capital City significance that attract patrons and which deliver a return on investment to the City are encouraged by the Council. g. The Council is supportive of initiatives which contribute to the sustainable future of the City of Perth. h. The Council encourages 'Smart City' infrastructure and management initiatives to support evidence and metrics-based decision-making for the future direction of Perth. 2. REQUESTS the Chief Executive Officer to publish the Statements on the City's website, noting that the Statements will be updated from time-to-time at the discretion of the Council.
Reasons provided	The role of a Council, in-part, is to set the long-term strategic direction of the local government. Broadly, as a tool, Strategic Position Statements can be used by the Council to resolve in a simple manner, advocacy positions on issues that are outside the role of local government.

	Having a resolved position of the Elected Members removes ambiguity and creates an advocacy position on these issues which may attract a positive outcome for the City and its ratepayers and affect the long-term strategic direction of the local government.

Administration Response to Notice of Motion

Responsible Officer	Michelle Reynolds – Chief Executive Officer
Voting Requirement	Simple Majority
Attachments	Nil.

Discussion

1. In accordance with Section 2.7 of the *Local Government Act 1995*, the Council governs the City of Perth's (the City) affairs and is responsible for the performance of its functions. Further, the Council is to oversee the allocation of the City's finances and resources; and is to determine its policies.
2. As a capital city council, the City plays an important advocacy role on behalf of its constituents to state and federal levels of government, statutory authorities and other key sector agencies.
3. The establishment of the Strategic Position Statements subject of the motion should advance Council's strategic pillars.
4. Research of other capital city local governments, as well as other metropolitan local governments was undertaken to determine industry practice. A sample approach is as follows:

Local Government	Approach
City of Hobart	Submits proposals for consideration through state and federal elections, such as the 2019 Federal Election.
City of Melbourne	Primarily dealt with through advocacy statements in the Corporate Business Plan. Submissions to other agencies on key issues is undertaken on a case by case basis.
City of Sydney	Advocacy statements cited within strategic planning documents.
City of Fremantle	An Advocacy policy which is built from the issues and foundations of their Strategic Community Plan.
City of Joondalup	Council adopted Strategic Position Statements.
City of Stirling	Council endorses their City's submission on key issues on a case by case basis.
City of Swan	Advocacy Priorities adopted by Council at the beginning of each year.
City of Wanneroo	A Council endorsed Advocacy Plan.

5. Whilst there is no consistent approach across capital city and Perth metropolitan local governments, advocacy positions and priorities are commonly incorporated into the local government's suite of integrated planning documents.

Decision Implications

6. If Council supports the motion, the Strategic Position Statements will be published on the City's website. The Strategic Position Statements should also be incorporated into Council's strategic documents such as its Strategic Community Plan, Corporate Business Plan and Policy statements where applicable.

Strategic, Legislative and Policy Implications

Strategic Community Plan	
Aspiration:	Performance
Objective:	Decision-making that is ethical, informed and inclusive.
Issue Specific Strategies and Plans:	Strategic Community Plan

Legislation, Delegation of Authority and Policy	
Legislation:	Section 2.7 of the *Local Government Act 1995*
Authority of Council/CEO:	The Council governs the City's affairs and is responsible for the performance of its functions. Further, the Council is to oversee the allocation of the City's finances and resources; and is to determine its policies.
Policy:	All Council Policies where applicable.

Financial Implications

Nil.

Relevant Documents

Nil.

18. Matters for which the meeting may be closed

18.1 Light It Up – Phase 1 - Artwork Concepts and Locations

Responsible Officer	Kylie Johnson - Acting General Manager Community Development
Voting Requirement	Simple Majority
Attachments	Attachment 18.1A – Proposed Locations Confidential Attachment 18.1B – Proposed Artwork Concepts

Purpose

To seek Council's endorsement of the preferred artwork locations and acceptance of preferred artists for the supply of lighting based public artworks for the Light It Up – Phase 1 program.

Recommendation

That Council:

1. ENDORSES the four proposed artwork locations:
    a. Northbridge - Wall to Voodoo Lounge (Mountain Terrace)
    b. Retail Core - Laneway between Betts and London Court (off Hay Street Mall)
    c. East End - Irwin Street Laneway
    d. West Perth - Laneway adjacent to NAB (Hay Street)
2. APPROVES delivery of four lighting based public artworks from the following artists:
    a. Beam Hacker - Northbridge
    b. Cruickshank Design Studio - Retail Core
    c. Pamela Gaunt - East End
    d. VJ Zoo – West Perth
3. REQUESTS the Chief Executive Officer to:
    a. undertake a further investigation into the West End location and artwork proposal
    b. report the results of the investigation to Council at its August Ordinary meeting.

Background

1. In acknowledgement of the need to improve a sense of safety and celebrate Perth's urban character, on 15 December 2020 Council approved the 'Light It Up' program to add colour and life to City of Perth (the City) streets at night and improve lighting levels in laneways and other suitable locations through the installation of permanent light artwork fixtures, as follows:
   a. Seven permanent light artworks being installed across City neighbourhoods as soon as possible as part of Stage One of the 'Light It Up' program
   b. At least one of each of the seven light projects being installed in each neighbourhood precinct, where feasible - Northbridge, Retail Core, West End, West Perth, Hampden Road, East Perth and Claisebrook
   c. Engagement of local artists to provide assistance in the delivery of the program
   d. Reallocation of $280,000 from the current budget surplus to install the permanent light artworks.
2. Stakeholder consultation was undertaken to determine suitable locations for seven lighting-based artworks, spread across each of the seven City neighbourhoods. Consultation included the publication of project information on the Engage Perth website and invitations were extended to members of the public to complete a survey indicating their preference from a selection of sites in each of the neighbourhoods. Property owners and occupiers within a 100m radius of proposed locations and those who had previously contacted the City with an interest in arts and culture, were contacted directly and invited to complete the survey and submit their comments.

Discussion

Artwork Locations

3. Stakeholder consultation undertaken on preferred artwork locations identified the following sites as priorities for light based public artworks at each of the seven neighbourhoods:

Neighbourhood	Priority Location	Reason
East Perth/Claisebrook Cove	Sebel laneway/stairs to Claisebrook Cove – off Royal St	• Prominent location with limited visual interest or clutter, potential to attract passing traffic • Community desire to see lighting installations around Claisebrook Cove.
East End	Irwin St Laneway	• Dimly lit thoroughfare, immediate proximity to new hospitality precinct. • Community support to encourage people to traverse the first two blocks of Hay St East from the Hay St Mall to the courthouse. • Community comments on antisocial behaviour around Irwin St at night.
Central CBD/Retail Core	Laneway off Hay St Mall, between Betts and London Court	• Identified need to add vibrancy and illumination to malls.

Neighbourhood	Priority Location	Reason
		• Community comment on need for revitalisation of this laneway.
Crawley/Nedlands	Wall to Lexingtons (Hampden Rd)	• Suitable canvas for projection or similar (note there are limited suitable locations in this area).
West Perth	Laneway adjacent to NAB (Hay St)	• Recessed pocket off Hay St, potential to add vibrancy and increase safety (note there are limited suitable locations in this area)
Northbridge	Wall to Voodoo Lounge (Mountain Terrace)	• Opportunity to mitigate antisocial behaviour in Mountain Terrace, concerns from commercial and residential tenants.

4. The West End survey data was extremely close and as such, it is recommended the potential locations undergo further investigation in consultation with stakeholders and be brought back to Council for approval at its August Ordinary meeting.

Neighbourhood	Priority Location	Reason
West End	Laneway adjacent to Fleet House (off King St)	• Dimly lit laneway, high incidence of graffiti, opportunity to provide surprising intervention and improve sense of safety.
West End	Wolf Lane (off Murray Street)	• This laneway has recently undergone a redevelopment and requires illumination

5. Following completion of consultation regarding priority locations for artworks, further discussions were conducted with property owners to determine requirements/site limitations. Several limitations were identified across multiple locations, including but not limited to:
   a. Minimum height requirements for installation of artworks to allow adequate clearance for vehicles and prevent vandalism.
   b. Ensure no light spill in certain directions to minimise impact on nearby residents/hotel guests.
   c. Heritage permission required at majority of sites.
   d. Weight loading/anchor point penetration restrictions.
   e. Ensuring no interference with CCTV.
   f. Potential for existing lighting to impact upon visibility of proposed artworks.
6. Heritage approval will be required to install artworks in at least three of the proposed locations. This part of the approval process may impact upon the timeline for delivery of relevant artworks. Failure to obtain approval to install artworks at locations with heritage considerations will result in either the need for artwork concepts to be redesigned and/or alternative sites secured, which may impact significantly upon the timeline for delivery.

Artwork Concepts

7. Following the call for expressions of interest, shortlisted artists (tenderers) were invited to submit an initial artwork concept and formal quotation. Eight responses were received and evaluated by a selection panel consisting of City officers and a representative from the City's Cultural Advisory Committee – Public Art Subcommittee.

8. Of the eight submissions received, five tenderers were considered by the panel to be suitable for development of one artwork concept, with two of the five considered for development of two of their proposed artwork concepts, as outlined in the table below:

Location	Artist(s)	Concept
Northbridge	Beam Hacker	New concept
Retail Core	Cruickshank Design Studio	Spheres
Crawley/Nedlands	Cruickshank Design Studio	Lines
West End*	JLW Studio	The Solaris
East End	Pamela Gaunt	Floating Forms
East Perth/Claisebrook Cove	VJ Zoo	Splash
West Perth	VJ Zoo	Everlastings

9. Images and descriptions of recommended artwork concepts are detailed in Confidential Attachment 18.1B – Light it Up Concepts.

10. Some initial concepts will require modification to work within site limitations, which may result in minor variations to the appearance of final concepts and budget allocation. Contingency will cover the cost of any alterations required, while maintaining the integrity of the original concept.

11. The West End artwork concept is related to the laneway adjacent to Fleet House (off King St). This location requires further investigation as noted in Point 4 of this report.

Budget

12. The cost of providing power infrastructure is estimated to be between $6,000 and $15,000 per site and local businesses are not able to support the provision of power for the program at their own expense.

13. To proceed with the delivery of seven proposed concepts in seven proposed locations, the project would exceed the $280,000 budget and require an additional $127,300 ($72,000 electrical infrastructure plus $55,300 for contingency). Therefore, it is recommended to reduce delivery to five artworks in five locations.

14. The reduced locations will allow four artworks to be delivered within the original project timeframe by December 2021 (see attachment 18.1A – Proposed Locations).

15. The West End location is still under investigation in consultation with stakeholders and will not be delivered until February 2022.

16. The locations not proposed to proceed within the reduced locations are Crawley/Nedlands and East Perth/Claisebrook Cove. The panel found these two locations are the most problematic for artwork installation and offer the least value for money in terms of associated installation costs.

17. The Crawley/Nedlands location attracts the highest estimated installation cost of $15,000 due to power provisions and the limited wall space available for the artwork.

18. The East Perth/Claisebrook Cove location requires provision of safety and amenity lighting around a set of stairs which would significantly impact on the proposed artwork's effectiveness at night.

19. These two locations would benefit from further investigation relating to activation and public art provision and could be prioritised for future lighting programs.

Stakeholder Engagement

20. The following stakeholder engagement has been undertaken as part of the Light It Up – Phase 1 program:

    a. Development of the Engage Perth webpage, outlining the purpose of the project, key dates, reference documents, FAQs and project updates.

    b. Property owners and occupants within a 100m radius of proposed artwork locations and other interested parties received an email from the City outlining the project and invited participation in the online survey to identify priority artwork locations.

    c. EOI opportunity advertised via Artsource (Western Australian peak body for visual artists), ArtsHub (primary National arts network, including arts job/opportunities listings) and distributed to mailing list of over 300 Western Australian visual artists.

    d. Meetings with property owners (or nominated representatives) at each of the seven proposed artwork locations, followed by email confirmation of in-principle agreement to installation of artworks.

Decision Implications

21. If Council does not support the location and concept recommendations, the project may experience delays or fail to proceed. Implications for each of the recommendations, should they not be supported are as follows:

    a. If Council decide not to approve the reduced locations, the program will require additional budget to deliver seven proposed artworks across seven proposed locations.

    b. If Council decide not to accept one or more of the recommended artwork concepts or tenderers, the program may either:

        i. be reduced to fewer artwork commissions or;

        ii. a repeat of the EOI/RFQ process may be undertaken which would require additional time for delivery of the relevant artwork(s) and may consist of increased fees and/or increased time allowance for development and delivery.

c. If Council decide not to accept one or more of the proposed artwork locations, the program may either:

i. be reduced to fewer artwork locations and commissions or;

ii. seek to include alternate locations, requiring additional time for negotiations with property owners and alterations to artwork designs.

Strategic, Legislative and Policy Implications

Strategic Community Plan	
Aspiration:	Place
Objective:	2.7 - Safe and enjoyable experiences in the public realm enabled by smart technologies, innovative design and quality infrastructure.
Issue Specific Strategies and Plans:	Public Lighting Framework 2019-2029 Cultural Development Plan - Place

Legislation, Delegation of Authority and Policy	
Legislation:	The *Local Government (Functions and General) Regulations 1996* sets out the City's responsibility with regards to procurement of goods and services, including the commissioning of public art.
Authority of Council/CEO:	While the contracts to be awarded for the artwork is able to be dealt with under delegation, it is considered prudent that Council support the proposed concepts and locations.
Policy:	Council Policy 2.2 Purchasing Council Policy 1.5 Public Art

Financial Implications

22. The City's Electrical Engineer reviewed the submitted artwork concepts and advised expenditure of between $6,000 and $15,000 was required to supply power for the artwork at each site equating to approximately $60,000 for all seven proposed locations. The Electrical Engineer also recommended a contingency of 20% for provision of power bringing the cost to $72,000.

23. The approved project budget of $280,000 was allocated to procurement of artworks at an estimated $39,500 each (plus $500 concept development fee paid to each shortlisted artist), which is considered a conservative amount for permanent public artworks using light as a medium. Artists therefore were not required to include the cost of power supply as a part of their project budget.

24. Reduced locations means five artworks can be delivered with the requisite electrical infrastructure and contingency, within the Council allocated budget of $280,000.

25. Four artworks in four locations will be delivered as per the proposed concepts.

26. A fifth artwork in a fifth location within the West End will undergo further investigation.

27. The approved capital budget of $280,000 includes provision of the following:
    a. $3,500 expended in the 2020/21 financial year for artist concepts.
    b. Artwork commissioning to the value of $197,500 ($39,500 x five artworks).
    c. Provision of power to five sites allocated as $46,800 ($39,000 costs + 20% contingency of $7,800).
    d. A contingency of $32,200 (16% of artwork costs) to allow for possible structural modifications required on in depth investigation of proposed sites.

Relevant Documents

Nil.

Further Information

Following the Agenda Briefing Session held on 22 June 2021, further information is provided:

28. The City undertook a review of East Perth; however, a suitable location for an installation was not found. An opportunity was identified in relation to Irwin Street, given its immediate proximity to the Hibernian Place hospitality precinct. The available budget could not accommodate the proposed artwork for Nedlands/Crawley, particularly due to the location attracting the highest estimated costs for installation.

29. The locations are informed by extensive stakeholder engagement and community consultation, including businesses.

LIGHT IT UP LOCATIONS
LEGEND

- East End
  Irwin Street North - Laneway
- Northbridge
  Voodoo Lounge to Mountain Terrace
- Central
  Hay Street Mall London Court laneway
- West End
  Under Investigation
- West Perth
  Laneway adjacent NAB

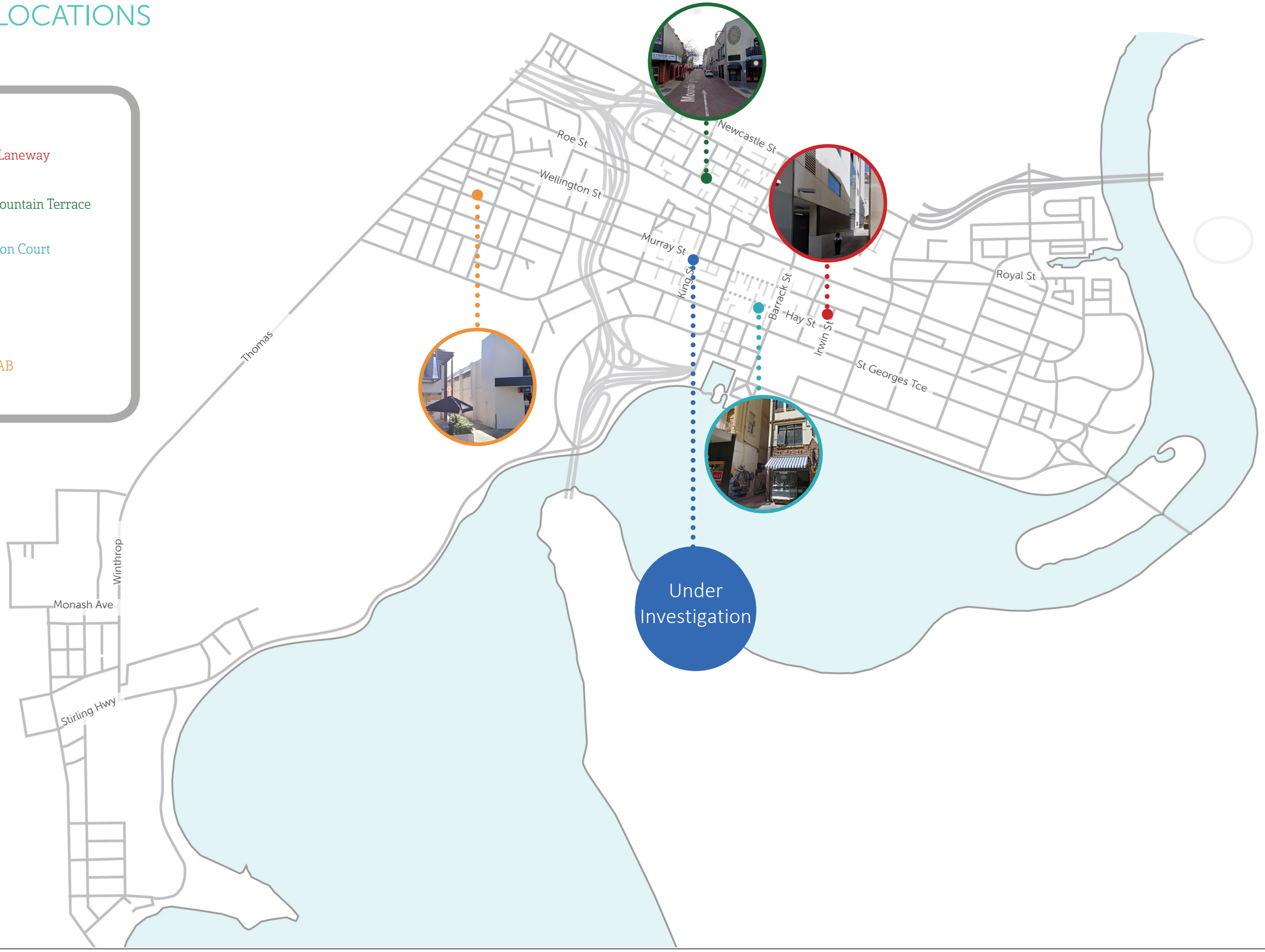

City of Perth

Confidential Attachment 18.1B – Proposed Artwork Concepts

Ordinary Council Meeting

06 July 2021

Distributed to council members under a separate cover

In accordance with Section 5.23(2)(c) of the Local Government Act 1995, the follow Item 18.2 is confidential.

18.2 Confidential Item - Mindarie Regional Council – Future Waste Disposal Options for City of Perth

Responsible Officer	Allan Mason - General Manager Infrastructure and Operations
Voting Requirement	Simple Majority
Attachments	Confidential Attachment 18.2A Confidential Attachment 18.2B Confidential Attachment 18.2C

City of Perth

Confidential Item 18.2 - Mindarie Regional Council – Future Waste Disposal Options for City of Perth

Ordinary Council Meeting

06 July 2021

Distributed to council members under a separate cover

19. Urgent Business

20. Closure