



City of **Perth**

---

# Agenda

Special Council Meeting

19 January 2021

## Notice of Meeting

### To the Lord Mayor and Councillors

A Special Council Meeting of the City of Perth will be held on Tuesday, 19 January 2021 in the Council Chamber, Level 9, 27 St Georges Terrace, Perth commencing at 4.00pm.

The purpose of the meeting is for Council to consider:

- Schedule of Engagement Sessions
- Monthly Financial Report for November 2020
- Schedule of Accounts Paid – November 2020
- Nomination of elected members to the Perth Theatre Trust Board

**Michelle Reynolds**

Chief Executive Officer

15 January 2021

## Information

This information is provided on matters which may affect members of the public. If you have any queries on procedural matters, please contact a member of the City's Governance team via [governance@cityofperth.wa.gov.au](mailto:governance@cityofperth.wa.gov.au)

## Question Time for the Public

An opportunity is available at Council meetings for members of the public to ask a question about any issue relating to the City. This time is available only for asking questions and not for making statements. Complex questions requiring research should be submitted as early as possible to allow the City time to prepare a response.

The Presiding Person may nominate a member of staff to answer the question and may also determine that any complex question requiring research be answered in writing. No debate or discussion can take place on any question or answer.

To ask a question, please complete the Public Question Time form available on the City's website [www.perth.wa.gov.au/council/council-meetings](http://www.perth.wa.gov.au/council/council-meetings).

## Deputations

To submit a deputation request, please complete the Deputation Request form available on the City's website [www.perth.wa.gov.au/council/council-meetings](http://www.perth.wa.gov.au/council/council-meetings).

## Disclaimer

Members of the public should note that in any discussion regarding any planning or other applications that any statement or intimation of approval made by any Commissioner or officer of the City during the course of any meeting is not intended to be, and is not to be taken as, notice of approval from the City. No action should be taken on any item discussed at a Council meeting prior to written advice on the resolution of the Council being received.

Any plans or documents contained in this agenda may be subject to copyright law provisions (*Copyright Act 1968, as amended*) and the express permission of the copyright owner(s) should be sought prior to their reproduction.

## Table of Contents

1. Declaration of opening .....	4
2. Acknowledgement of Country/Prayer .....	4
3. Attendance .....	4
3.1 Apologies .....	5
3.2 Leave of absence .....	5
3.3 Applications for leave of absence .....	5
4. Public Participation .....	5
4.1 Public Questions .....	5
4.2 Deputations .....	5
5. Disclosures of Interests .....	5
6. Reports .....	6
6.1 Schedule of Engagement Sessions .....	6
6.2 Monthly Financial Report for November 2020 .....	9
6.3 Schedule of Accounts Paid – November 2020 .....	19
6.4 Nomination of elected members to the Perth Theatre Trust Board .....	23
7. Closure .....	27

## 1. Declaration of opening

## 2. Acknowledgement of Country/Prayer

### Acknowledgement of Country

I respectfully acknowledge the Traditional Owners of the land on which we meet, the Whadjuk (Whad-juk) Nyoongar people of Western Australia, and pay my respects to Elders past and present. It is a privilege to be standing on Whadjuk Nyoongar country.

### Prayer

Almighty God, under whose providence we hold responsibility for this City grant us wisdom to understand its present needs, foresight to anticipate its future growth, and grace to serve our fellow citizens with integrity and selfless devotion. And to Thee, be all blessing and glory forever. Amen.

## 3. Attendance

Lord Mayor	Basil Zempilas (Presiding Member)
Deputy Lord Mayor	Sandy Anghie
Councillors	Di Bain
	Clyde Bevan
	Liam Gobbert
	Viktor Ko
	Catherine Lezer

### Officers in attendance

Chief Executive Officer	Michelle Reynolds
General Manager Corporate Services	Bill Parker
General Manager Planning and Economic Development	Jayson Miragliotta
General Manager Community Development	Anne Banks-McAllister
General Manager Infrastructure and Operations	Chris Kopec
Project Director Strategic Finance (CFO)	Michael Kent
Alliance Manager Executive Services	Kylie Johnson
Alliance Manager Governance	Danielle Uniza
Governance Officer	Ashlee Rutigliano

### 3.1 Apologies

Cr Brent Fleeton

Cr Rebecca Gordon

### 3.2 Leave of absence

### 3.3 Applications for leave of absence

## 4. Public Participation

### 4.1 Public Questions

### 4.2 Deputations

## 5. Disclosures of Interests

## 6. Reports

### 6.1 Amendment to Schedule of Engagement Session dates for 2021

Responsible Officer	Michelle Reynolds, Chief Executive Officer
Voting Requirement	Absolute Majority
Attachments	Not applicable

### Purpose

To amend the schedule of meeting dates for the Engagement Sessions for Council's adoption.

### Recommendation

That Council ADOPTS the Engagement Session dates for 2021 as follows:

Meeting Date	Day	Time	Location
2 February 2021	Tuesday	6.30pm	Committee Room 1
16 February 2021	Tuesday	6pm	Committee Room 1
9 March 2021	Tuesday	4pm	Committee Room 1
16 March 2021	Tuesday	4pm	Committee Room 1
6 April 2021	Tuesday	4pm	Committee Room 1
13 April 2021	Tuesday	4pm	Committee Room 1
4 May 2021	Tuesday	4pm	Committee Room 1
8 June 2021	Tuesday	4pm	Committee Room 1
15 June 2021	Tuesday	4pm	Committee Room 1
6 July 2021	Tuesday	4pm	Committee Room 1
13 July 2021	Tuesday	4pm	Committee Room 1
3 August 2021	Tuesday	4pm	Committee Room 1
10 August 2021	Tuesday	4pm	Committee Room 1
7 September 2021	Tuesday	4pm	Committee Room 1
14 September 2021	Tuesday	4pm	Committee Room 1
5 October 2021	Tuesday	4pm	Committee Room 1
12 October 2021	Tuesday	4pm	Committee Room 1
9 November 2021	Tuesday	4pm	Committee Room 1
7 December 2021	Tuesday	4pm	Committee Room 1

## Background

1. At its meeting held on 15 December 2020, Council resolved the annual schedule of Council meetings for 2021.

## Discussion

2. As part of the meeting dates resolved, Engagement Sessions were to be held on the final and second last Monday of the month.
3. It is now proposed that Engagement Session be held on the first and second Tuesday of each month, where possible.

## Stakeholder Engagement

Not applicable

## Decision Implications

If Council do not support the recommendation, the new Engagement Sessions dates will not be confirmed.

## Strategic, Legal and Policy Implications

Strategic	
Strategic Community Plan Aspiration:	Performance A city led by a Council and supported by an administration that is committed to sound strategy and governance, excellence in customer service and effective and sincere engagement with all stakeholders.
Strategic Community Plan Objective:	5.6 Decision-making that is ethical, informed and inclusive.
Issue Specific Strategies and Plans:	Not applicable

Legal and Policy	
Legislation:	<a href="#">Regulation 12 of the Local Government (Administration) Regulations 1996</a> Requirement for publication of meeting dates prior to the commencement of the year
Legal advice:	Not applicable
Policy	Not applicable

## Financial Implications

There are no direct financial implications relating to the recommendation within this report.

## Relevant Documents

Not applicable.

## Further Information

Not applicable.



## 6.2 Monthly Financial Report for November 2020

Responsible Officer	Michael Kent, Project Director Strategic Finance (CFO)
Voting Requirement	Simple Majority
Attachments	Attachment A – Financial Activity Statement (Nov 20) Attachment B – Net Current Asset Position (Nov 20) Attachment C – Financial Report (Nov 20) Attachment D (1) – Variance Analysis - Core Services (Nov 20) Attachment D (2) – Variance Analysis - Projects (Nov 20)

### Purpose

This report provides Council with timely, meaningful financial insights regarding the City's operating activities, financial performance and financial position.

---

### Recommendation

That Council RECEIVES the following financial reports for the period ended 30 November 2020:

- a. Financial Activity Statement (Attachment A)
  - b. Net Current Asset Position (Attachment B)
  - c. Financial Report for the Period (Attachment C)
  - d. Financial Variance Analysis - Core Services (Attachment D (1))
  - e. Financial Variance Analysis - Projects (Attachment D (2)).
-

## Background

1. Presentation of a monthly financial report to Council is both a statutory obligation and good financial management practice that:
  - a. Demonstrates the City's commitment to managing its operations in a financially responsible and sustainable manner.
  - b. Provides timely identification of variances from budget expectations for revenues and expenditures and identification of emerging opportunities or changes in economic conditions.
  - c. Ensures proper accountability to the community for the use of financial resources.
2. Preparation of a monthly Financial Activity Statement (FAS) is the minimal statutory requirement of the *Local Government Act 1995* and regulation 34 of the *Local Government (Financial Management) Regulations 1996*. It is also a responsible financial management practice to allow Council to effectively execute their financial management responsibilities.
3. Financial information that is required to be reported directly to Council monthly includes:
  - a. Operational financial performance against budget expectations
  - b. Explanations for identified variances from expectations
  - c. Financial position of the City at each given month end
4. This statutory financial information may be supported by additional supporting information such as reports on rates or investments performance as determined by the City.

## Understanding the Financial Reports

5. When reading the financial information provided in this report, 'variances' (deviations from budget expectations) are classified as being either:
  - a. Favourable variance
  - b. Unfavourable variance
  - c. Timing variance
6. A timing variance relates to a budgeted revenue or expense that has not occurred at the time it was expected, but which is still expected to occur within the budget year. That is, the financial transaction will still occur - but just in a different month. There should be no impact on the projected budget surplus by year end.
7. A realised favourable or unfavourable variance is different to a timing variance. It represents a genuine difference between the actual and budgeted revenue or expenditure item.
8. A realised favourable year to date variance on a revenue item is a positive outcome for the City as it increases the projected budget surplus. An unfavourable variance on a revenue item has the opposite effect, resulting a decrease to the projected budget surplus.

9. A realised favourable variance on an expenditure item may have either of two causes - one being a saving because the outcome was achieved for a lesser cost, which has the effect of increasing the projected budget surplus. The other cause may be that the proposed expenditure may not have been undertaken, and is not expected to be incurred in that financial year. Whilst this may seem positive from the financial position perspective, it may not be a positive outcome for the community if the service or project is not delivered.
10. A realised unfavourable year to date variance on an expenditure item (over-expenditure) results in a decrease to the projected budget surplus.
11. The Schedule of Variances (Attachment D (1) & (2)) will provide commentary on whether the nature of the variance is savings related, timing related or otherwise.
12. If a realised favourable or unfavourable variance is material in value (of significant size), it will be amended through a formal budget review process.

## Discussion

13. The Financial Activity Statement (**Attachment A**) indicates that operating revenue currently sits at \$44.2M versus a budget of \$40.4M to the end of the reporting month (November 2020). This represents a year to date (YTD) favourable variance of 9.4%.
14. Significant realised financial variances referenced in this report will be addressed in the mid-year budget review conducted after 31 December.
15. The major contributing factors to the favourable revenue variance were:  
(F = Favourable and U = Unfavourable)

Revenue	Variance - \$ & %		F / U	Comment on Variances
Rates	\$780K	1%	F	<ul style="list-style-type: none"> <li>• Rates revenues are disclosed as \$99.0M, which is 0.8% ahead of the YTD budget of \$98.3M due to the issuing of interim rates on properties with recently increased GRVs.</li> <li>• The City is however aware that rates on certain heritage lands at Elizabeth Quay will be revalued downwards and will result in a requirement to refund around \$800K of rates raised in July. This advice was provided to the City by Landgate Valuation Services (state government agency) after the rates notices were issued.</li> </ul>
Parking Revenues	\$3.8M	18%	F	<ul style="list-style-type: none"> <li>• Parking revenues were \$3.8M ahead of budgeted targets at 30 November. The reintroduction of paid</li> </ul>

				off street parking has resulted in a significant positive variance so far. However, it is important to note that the parking revenues will be adversely impacted by the free Christmas parking initiative.
Waste Charges	\$3K	0%	F	<ul style="list-style-type: none"> <li>Waste fees and charges are now in line with budget following the correction of a budget phasing adjustment.</li> </ul>
Community - Fees & Charges	(\$609K)	(29%)	U	<ul style="list-style-type: none"> <li>(\$396K) timing difference on the issue of food premises and lodging house licences.</li> <li>(\$119K) forfeited childcare fees through Covid initiative. This will be adjusted in the statutory budget review.</li> <li>(\$80K) forfeited fees for hire of Town Hall, seniors citizen and visitor services during Covid impacted period.</li> </ul>
Interest Revenue	(\$580K)	(25%)	U	<ul style="list-style-type: none"> <li>Interest revenues are (\$580K) below budget expectations with interest rates having dropped several times since the budget was prepared and a change in the accounting treatment for investment distributions. The annual interest revenue budget will still need to be adjusted downwards in the statutory budget review after 31 December with a partial offset for the unbudgeted investment distribution shown below. Net difference is currently around \$68K.</li> </ul>
Distribution from investments	\$648K	-%	F	<ul style="list-style-type: none"> <li>This results from a change in the accounting treatment for distributions from one investment which is marked to the ASX share index.</li> </ul>
Rental & Hire Revenues	(\$360K)	(21%)	U	<ul style="list-style-type: none"> <li>Rental and hire revenues continue to be lower than budget expectations with that shortfall being split between commercial property vacancies and commercial premises (statutory Covid related rent relief) and venue hire.</li> </ul>
Contributions	\$195K	67%	F	<ul style="list-style-type: none"> <li>Timing variance on third party contributions towards the Christmas Light Trail.</li> </ul>

Operating Grants	\$166K	47%	F	<ul style="list-style-type: none"> <li>Timing variance due to earlier than expected receipt of local government grant funds.</li> </ul>
Fines & Costs	\$608K	16%	F	<ul style="list-style-type: none"> <li>An extremely conservative budget was set for fines (infringements) in 2020/21 because of uncertainty of the post Covid rebound. Reality has proven to be less significant than the predicted downturn impact.</li> </ul>
Other Revenues	\$28K	10%	F	<ul style="list-style-type: none"> <li>Several small variances which are not individually significant.</li> </ul>

16. The Financial Activity Statement shows that operating expenditure currently sits at \$73.5M versus a budget of \$80.0M to the end of the reporting month (November 2020). This represents a year to date (YTD) favourable variance of 8.1%. (9.8% last month).
17. Significant realised financial variances referenced in this report will be addressed in the mid-year budget review conducted after 31 December.
18. The major contributing factors to the expenditure variances were:  
(F = Favourable and U = Unfavourable)

Expenditure	Variance - \$ & %		F / U	Comment on Variances
Employee Costs	\$2.2M	7%	F	<ul style="list-style-type: none"> <li>Favourable variance due to vacant positions that now require greater rigour and more time spent in the staff recruitment process.</li> <li>Favourable variance due to staff on long service leave (this is funded from long service leave provision).</li> </ul>
Advertising	\$108K	9%	F	<ul style="list-style-type: none"> <li>Realised saving of \$100K on Skyworks advertising. This will be amended in the budget review.</li> </ul>
Contractors and Consultants	\$3.4M	27%	F	<ul style="list-style-type: none"> <li>Timing variance on operating projects including container deposit scheme, core systems consolidation, feasibility studies and retail core refresh feasibility. These timing variances are anticipated to reverse in later months.</li> <li>Much lesser requirement for security at events and carparks due to a significant reduction in events activity. Realised variance.</li> <li>Maintenance activities for river walls, facilities drainage and footpaths have all been impacted by resourcing challenges. Engagement of agency staff to</li> </ul>

				help clear the backlog of works is proposed from January. Variance should reverse.
Insurances	\$118K	26%	F	<ul style="list-style-type: none"> <li>Accrual for previous month was missed – but is being corrected in December.</li> </ul>
Waste Tipping Fees	(448K)	(32%)	U	<ul style="list-style-type: none"> <li>The variance on waste tipping fees relates to an unbudgeted contract increase after the budget was adopted.</li> </ul>
Materials	\$327K	24%	F	<ul style="list-style-type: none"> <li>Timing variance on the purchase of signage, bins and minor equipment.</li> <li>New accounting treatment for costs expensed and not capitalised.</li> </ul>
Utilities	\$213K	14%	F	<ul style="list-style-type: none"> <li>A review of power and water costs will be undertaken as part of the statutory budget review</li> </ul>
Depreciation	(\$280K)	(2%)	U	<ul style="list-style-type: none"> <li>Unfavourable non-cash variance will now require a budget amendment in the statutory budget review.</li> </ul>
Work in Progress - not Capitalised	\$580K	-	U	<ul style="list-style-type: none"> <li>Costs incurred in a previous year and transferred to Work in Progress Account- now expensed. No cash impact in this year.</li> </ul>
Other Expenses	\$855K	26%	U	<ul style="list-style-type: none"> <li>Timing differences relating to phasing of the sponsorships budget which is not known with certainty at budget time.</li> </ul>

19. The aggregation of operating revenues and operating expenses reflects a year to date Net Cash Deficit from Operations of (\$13.8M) compared to a year to date budget of (\$24.4M). This is a favourable variance of \$10.6M.
20. Investing activities reflect a result of (\$19.6M) compared to a year to date budget of (\$25.9M). This is a variance of \$6.3M - attributable to several issues associated with capital program spending which may not necessarily reflect that level of under-delivery of work.
21. The major contributing factors to this variance were:  
Capital Expenditure - Infrastructure was \$3.8M less than the year to date budget for 30 November.

Expenditure	Variance - \$ & %		F / U	Comment on Capital Variances over \$200K
East End Revitalisation	\$887K	11%	F	<ul style="list-style-type: none"> <li>Timing difference on budget phasing versus invoicing. The project remains on track for an April completion.</li> </ul>

Wellington Square	\$509K	7%	F	<ul style="list-style-type: none"> <li>Timing difference on invoicing for the Wellington Square Playground Project.</li> <li>Project still on track for completion this year.</li> </ul>
Building Renewal Works	\$732K	70%	F	<ul style="list-style-type: none"> <li>Projects delayed due to change of project manager and contractor availability.</li> </ul>
Hostile Vehicle Incursion	\$483K	99%	F	<ul style="list-style-type: none"> <li>Timing variance - design is completed and approvals process underway.</li> </ul>
Retail Core Refresh	\$340K	100%	F	<ul style="list-style-type: none"> <li>Expenditure is now planned to commence in December.</li> </ul>
Roadworks - MRRG Grant Projects	(\$329K)	(51%)	U	<ul style="list-style-type: none"> <li>Timing difference on the road projects in this category – work has accelerated ahead of YTD budget but should remain within available funding.</li> </ul>
Drainage Renewal	(199K)	(74%)	U	<ul style="list-style-type: none"> <li>Delivery is ahead of schedule – timing difference.</li> </ul>
Smart Cities Pier St Solar	\$208K	100%	F	<ul style="list-style-type: none"> <li>Timing difference - business case approved and tender award in December.</li> </ul>
Irrigation Renewal	\$263K	79%	F	<ul style="list-style-type: none"> <li>Timing difference - design indicates a potential \$85K saving.</li> </ul>
Bollard Replacement	(\$450K)	104%	U	<ul style="list-style-type: none"> <li>Unfavourable variance as invoices were received earlier than expected.</li> </ul>
CCTV Camera Replacements	\$198K	100%	F	<ul style="list-style-type: none"> <li>Timing variance on the acquisition of replacement cameras.</li> </ul>

Further commentary on various smaller variances totalling \$1.2M is provided in **Attachment D (2)**.

Capital Expenditure - Property, Plant & Equipment was \$2.0M under budget at month end.

Expenditure	Variance - \$ & %		F / U	Comment on Capital Variances over \$200K
Christmas Decorations	\$408K	80%	F	<ul style="list-style-type: none"> <li>Timing difference on invoicing. The City is now been billed \$930K - awaiting remaining invoices.</li> <li>Potential saving overall of around \$100K to be confirmed in January.</li> </ul>
Christmas Lights Trail	(\$196K)	(46%)	U	<ul style="list-style-type: none"> <li>Timing difference on invoicing for the lights as 50% was paid in advance of budget phasing.</li> <li>Still expected to be within overall budget.</li> </ul>

Core Systems Consolidation	\$600K	95%	F	<ul style="list-style-type: none"> <li>• Stage 2 of the project was delayed allowing technology architecture discovery work to occur.</li> <li>• Project was largely funded from Technology Reserve which won't be drawn down until the configuration work commences.</li> </ul>
Container Deposit Scheme	\$191K	21%	F	<ul style="list-style-type: none"> <li>• Reverse vending machine yet to be invoiced. Procurement process underway for truck to support this initiative.</li> </ul>
Street Lighting Renewals	\$621K	76%	F	<ul style="list-style-type: none"> <li>• One tender has now been awarded - but did not occur until December. A second tender is under review with a possible scope extension.</li> </ul>

22. Further commentary on various smaller variances totalling \$0.4M is provided in **Attachment D (2)**. Grants for the acquisition of assets reflect a small grant payment received by the City earlier than expected. The major capital grant for the Wellington Square Playground was received in November and will appear in the City's financial reports as a revenue as soon as the project is concluded.
23. The City administration undertook a review and re-prioritisation of projects which was considered by council in December and presented a capital projects update to the first Capital Projects Review workshop in December.
24. Adjusting for opening funds (Net Current Position), generates the Budget Deficiency before Rates. This then indicates the Amount Required to be Raised from Rates. The difference between the rates amount and the deficiency before rates is the closing position. The Financial Activity Statement for the period to 30 November shows that a rate yield of \$98.8M has been levied compared to the \$98.3M budget - but this will be reduced by \$0.8M when the Heritage Land Rates changes come into effect later this year.
25. The disclosed year to date closing position of \$107.9M compares favourably to the year to date budgeted closing position of \$90.0M - a variance of 19.9%, reflecting the combined impact of the variances noted in this report for revenues, expenses, financing activity and investing activity.
26. The Net Current Position Report (**Attachment B**) indicates a year to date adjusted net current position value of \$119.7M versus the budget of \$105.6M.
27. The Financial Report (**Attachment C**) contains the statutory format financial information on the composition of the Net Current Position, supporting notes as well as some commentary about the City's financial position.
28. This report also includes details of the City's investment portfolio and debtors in addition to the statutory information.



29. The statutory terminology required to be used on **Attachment C** - the Statement of Comprehensive Income (by Program and by Nature & Type) is explained in the City's Annual Budget (Page 35 - 38) and also is provided to Elected Members on the Council Hub resources.
30. The Financial Variance Analysis (**Attachments D (1) and D (2)**) provide further comments on the material variances disclosed relating to core services, operating projects for each service area and for capital project variances below \$200K. Due to the large number of line items in these schedules, readers are directed to those attachments for comments on specific items.

## Stakeholder Engagement

31. As the contents of this report focus on the organisation's recent past financial performance, only internal consultation is relevant to the preparation of this report.

## Decision Implications

32. Council's acknowledgement of receiving the Financial Activity Statement and supporting documents will meet its statutory obligation in respect of overseeing the City's financial resources.

## Strategic, Legal and Policy Implications

Strategic	
Strategic Community Plan Aspiration:	Performance  A city led by a Council and supported by an administration that is committed to sound strategy and governance, excellence in customer service an effective and sincere engagement with all stakeholders.
Strategic Community Plan Objective:	Objective 5.5  A financial business model underpinned by a culture of cost management, best value and strategic financial analysis that is subject to ongoing oversight, transparency and accountability.
Issue Specific Strategies and Plans:	Not applicable
Legal and Policy	
Legislation:	<a href="#">Section 6.4(1) and (2) of the Local Government Act 1995</a> <a href="#">Section 34(1) of the Local Government (Financial Management) Regulations 1996</a>  This section of the Act and the related Financial Management Regulation prescribe the requirement to prepare and present to Council (monthly), a Financial Activity Statement (FAS). That FAS should contain:

	<ul style="list-style-type: none"> <li>• Annual Budget estimates, and approved revisions to these for comparison purposes.</li> <li>• Actual amounts of income and expenditure to the end of the month of the FAS.</li> <li>• Material variances between the comparable amounts and commentary on reasons for these variances.</li> <li>• The net current assets at the end of the month to which the FAS relates.</li> <li>• An explanation of the composition of the net current assets at the end of the month to which the FAS relates.</li> </ul>
<b>Legal Advice</b>	Not applicable
<b>Policy</b>	Not applicable

## Financial Implications

33. There are no direct financial implications of receiving this report as it reflects a historical accounting of financial transactions. When material variances are noted, appropriate remedial action will be initiated by the administration in a timely and prudent manner.

## Relevant Documents

Not applicable

## Further information

Not applicable



## City of Perth Financial Activity Statement

30 November - 2020

Detail	Annual Budget	YTD Budget	YTD Actual	YTD Budget Variance \$	YTD Budget Variance %	
<b>Revenue from Operating Activities</b>						
Operating Grants	1,132,965	350,040	516,441	166,401	47.5%	✓
Contributions and Donations	2,245,997	290,013	484,821	194,809	67.2%	✓
Fees and Charges - Waste	10,083,090	9,625,202	9,628,106	2,904	0.0%	✓
Fees and Charges - Community Services	4,620,213	2,113,679	1,504,828	(608,852)	(28.8%)	✗
Rental and Hire Revenue	4,217,008	1,689,825	1,329,365	(360,460)	(21.3%)	✗
Parking Fees	50,882,017	20,537,163	24,330,153	3,792,990	18.5%	✓
Fines and Costs	5,096,000	3,640,688	4,249,066	608,378	16.7%	✓
Interest Earned	3,627,896	1,754,873	1,175,217	(579,656)	(33.0%)	✗
Profit on Disposal of Assets*	592,719	147,023	93,938	(53,084)	(36.1%)	✗
Distribution from Investments*	0	0	648,395	648,395	0.0%	!
Other Revenue	707,995	289,666	260,957	(28,709)	(9.9%)	✗
<b>Subtotal</b>	<b>83,205,900</b>	<b>40,438,172</b>	<b>44,221,286</b>	<b>3,783,115</b>	<b>9.4%</b>	
<b>Expenses</b>						
Employee Costs	(75,647,733)	(31,423,270)	(29,150,010)	2,273,259	7.2%	✓
Advertising	(1,978,901)	(1,122,967)	(1,015,244)	107,723	9.6%	✓
Contractors and Consultants	(40,369,670)	(12,763,854)	(9,282,059)	3,481,795	27.3%	✓
Insurance	(1,073,587)	(447,328)	(329,396)	117,932	26.4%	✓
Waste Tipping Charges	(3,303,099)	(1,376,291)	(1,824,378)	(448,087)	(32.6%)	✗
Other Charges	(4,502,287)	(1,876,708)	(1,589,470)	287,237	15.3%	✓
Materials	(3,206,319)	(1,367,641)	(1,040,343)	327,298	23.9%	✓
IT Support and Maintenance	(4,208,425)	(1,753,510)	(1,623,350)	130,160	7.4%	✓
Plant and Fleet Costs	(1,056,616)	(440,257)	(254,557)	185,700	42.2%	✓
Utilities	(3,632,338)	(1,514,590)	(1,301,830)	212,760	14.0%	✓
Depreciation*	(36,189,735)	(15,225,547)	(15,505,328)	(279,781)	(1.8%)	✗
Interest Expenses	(386,349)	(175,129)	(192,922)	(17,793)	(10.2%)	✗
Loss on Asset Disposal*	(2,958,594)	0	(160,018)	(160,018)	0.0%	!
Work in Progress not Capitalised*	0	0	(579,661)	(579,661)	0.0%	!
Parking Bay Levy	(17,417,303)	(7,257,210)	(7,305,376)	(48,166)	(0.7%)	✗
Other Expenses	(7,738,598)	(3,257,164)	(2,401,982)	855,182	26.3%	✓
<b>Subtotal</b>	<b>(203,669,552)</b>	<b>(80,001,466)</b>	<b>(73,555,925)</b>	<b>6,445,541</b>	<b>8.1%</b>	
<b>Total - Operating Activities</b>	<b>(120,463,652)</b>	<b>(39,563,294)</b>	<b>(29,334,638)</b>	<b>10,228,656</b>	<b>25.9%</b>	
Add Back Non Cash Items*	38,555,610	15,078,524	15,502,674	424,150	2.8%	✓
<b>Net Surplus / (Deficit) from Operations</b>	<b>(81,908,043)</b>	<b>(24,484,769)</b>	<b>(13,831,964)</b>	<b>10,652,805</b>	<b>43.5%</b>	✓
<b>Investing Activities</b>						
Non Operating Grants	6,084,360	0	455,500	455,500	0.0%	!
Purchase of Property, Plant & Equipment	(18,211,550)	(4,237,750)	(2,210,932)	2,026,818	(47.8%)	✗
Construction of Infrastructure	(48,250,771)	(21,669,800)	(17,865,067)	3,804,733	(17.6%)	✗
Proceeds from Sale of Plant & Equipment	1,354,679	0	0	0	0.0%	!
<b>Sub Total - Investing Activities</b>	<b>(59,023,283)</b>	<b>(25,907,550)</b>	<b>(19,620,499)</b>	<b>6,287,051</b>	<b>24.3%</b>	!
<b>Financing Activities</b>						
New Loan Proceeds	10,000,000	0	0	0	0.0%	!
Repayment of Borrowings	(4,680,892)	(2,107,238)	(2,107,238)	0	0.0%	!
Lease Principal Payments	0	0	(876)	(876)	0.0%	!
Transfers to Reserves	(64,364,146)	(27,077,531)	(25,326,186)	1,751,345	6.5%	✓
Transfers from Reserves	76,668,374	34,495,574	32,915,000	(1,580,574)	(4.6%)	✗
<b>Sub Total - Financing Activities</b>	<b>17,623,336</b>	<b>5,310,805</b>	<b>5,480,700</b>	<b>169,895</b>	<b>1.0%</b>	✓
<b>Budget Deficiency before Rates</b>	<b>(123,307,990)</b>	<b>(45,081,515)</b>	<b>(27,971,763)</b>	<b>17,109,752</b>	<b>38.0%</b>	✓
Opening Position at 1 July	36,844,431	36,844,431	36,844,431	0	0.0%	
Amount Raised from Rates	98,332,904	98,259,904	99,040,559	780,655	0.8%	✓
<b>Closing Position Surplus (Deficit)</b>	<b>11,869,346</b>	<b>90,022,821</b>	<b>107,913,227</b>	<b>17,890,407</b>	<b>19.9%</b>	✓



## City of Perth - Net Current Assets

31-Oct-20

Detail	Annual Budget 2020/21	YTD Budget 2020/21	YTD Actual 2020/21	YTD Variance \$	%	
<b>Current Assets</b>						
Cash & Cash Equivalents - Unrestricted	2,233,443	3,000,000	4,613,761	1,613,761	54%	✓
Cash & Cash Equivalents - Restricted	2,066,022	5,000,000	5,313,640	313,640	6%	✓
Investments - Municipal Fund	25,000,000	67,500,000	87,773,391	20,273,391	30%	✓
Investments - Reserves	90,000,000	95,000,000	93,337,723	(1,662,277)	(2%)	✗
Receivables - Rates	2,400,691	34,000,000	35,080,970	1,080,970	3%	✗
Receivables - Trade & Other Receivables	8,204,618	15,000,000	14,062,470	(937,530)	(6%)	✓
Inventories	903,909	850,000	818,015	(31,985)	(4%)	✓
Deposits & Prepayments	1,152,689	4,000,000	4,269,071	269,071	7%	✗
Prepaid Parking Levy	0	12,000,000	11,714,566	(285,434)	(2%)	✓
<b>Sub Total</b>	<b>131,961,372</b>	<b>236,350,000</b>	<b>256,983,607</b>	<b>20,633,607</b>	<b>9%</b>	
<b>Current Liabilities</b>						
Trade & Other Payables	(22,516,806)	(21,500,000)	(27,676,086)	(6,176,086)	(29%)	✗
Borrowings	(4,751,628)	(2,644,390)	(2,644,390)	0	0%	!
Lease Liabilities	(261,229)	(60,000)	(62,531)	(2,531)	(4%)	✗
Provisions	0	0	0	0	0%	!
Employee Entitlements	(12,065,755)	(10,065,755)	(10,901,214)	(835,459)	(8%)	✗
<b>Sub Total</b>	<b>(39,595,418)</b>	<b>(34,270,145)</b>	<b>(41,284,221)</b>	<b>(7,014,076)</b>	<b>20%</b>	
<b>Unadjusted Net Assets</b>	<b>92,365,954</b>	<b>202,079,855</b>	<b>215,699,386</b>	<b>13,619,531</b>	<b>7%</b>	✓
<b>Less:</b>						
Restricted Cash - Reserves	(92,066,022)	(100,000,000)	(98,651,363)	1,348,637	1%	✗
<b>Add:</b>						
Current Portion of Borrowings	4,751,628	3,500,000	2,644,390	(855,610)	(24%)	✗
Employee Benefit Provisions	0	0	0	0	0%	!
Lease Liabilities	0	60,000	62,531	2,531	4%	✓
<b>Adjusted Net Current Assets</b>	<b>5,051,560</b>	<b>105,639,855</b>	<b>119,754,944</b>	<b>14,115,089</b>	<b>13%</b>	✓
<b>Net Cash Position</b>						
Cash on Hand - Unrestricted	2,233,443	3,000,000	4,613,761	1,613,761	54%	✓
Money Market Instruments - Unrestricted	25,000,000	67,500,000	87,773,391	20,273,391	30%	✓
<b>Unrestricted Cash</b>	<b>27,233,443</b>	<b>70,500,000</b>	<b>92,387,152</b>	<b>21,887,152</b>		
Cash on Hand - Restricted	2,066,022	5,000,000	5,313,640	313,640	6%	✓
Money Market Instruments Restricted	90,000,000	95,000,000	93,337,723	(1,662,277)	(2%)	✗
<b>Restricted Cash</b>	<b>92,066,022</b>	<b>100,000,000</b>	<b>98,651,363</b>	<b>(1,348,637)</b>		
<b>Net Cash</b>	<b>119,299,465</b>	<b>170,500,000</b>	<b>191,038,515</b>	<b>20,538,515</b>	<b>12%</b>	✓



## **City of Perth Financial Report**

---

**Financial Statements and Commentary  
for the period ending  
30 November 2020**



# City of Perth Financial Report

---

## Contents

1.0	Balance Sheet commentary	1
2.0	Statement of Comprehensive Income by Program	4
3.0	Statement of Comprehensive Income by Nature and Type	5
4.0	Statement of Financial Position	6
5.0	Statement of Changes in Equity	7
6.0	Statement of Cash Flow	8
7.0	Notes to the Financial Statements	9
8.0	Cash Investments Report	16



# City of Perth Financial Report

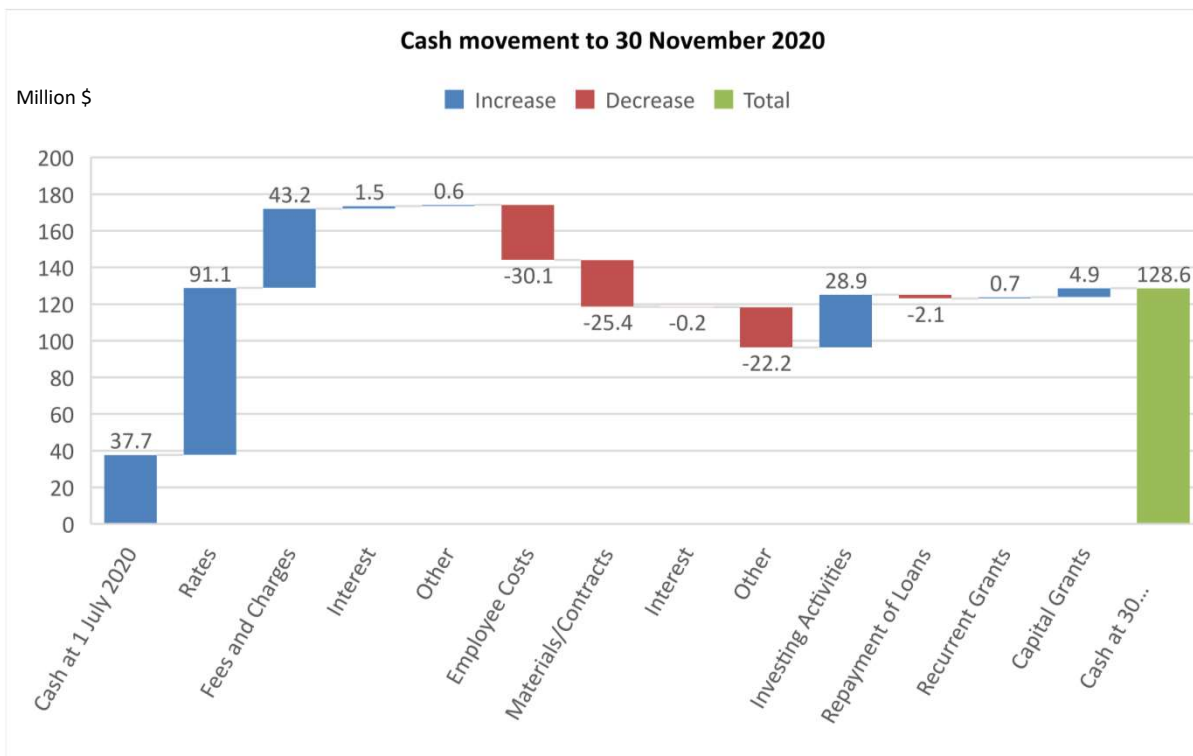
## 1.0 Balance Sheet commentary for the period ending 30 November 2020

Total net assets at 30 November 2020	\$1,312,373,712
Net current assets at 30 November 2020	\$201,324,932
Current Ratio:	2.96

### 1.01 Cash and Cash Equivalents

This line includes petty cash and floats, balances held in the Municipal bank accounts, On Call funds and Term Deposits of less than 3 months.

The chart below explains the movement in Cash from 1 July 2020 to 30 November 2020.



### 1.02 Deposits and Prepayments

Significant Prepayments include Parking Levy of \$10,224,797, insurance premiums of \$702,153, Data 3 Microsoft licenses of \$322,367, Technology One Support and Maintenance of \$233,322 and Pathways Annual Maintenance of \$149,758.

### 1.03 Other financial assets at amortised cost

This line reports funds held in Term Deposits with a maturity of greater than 3 months.

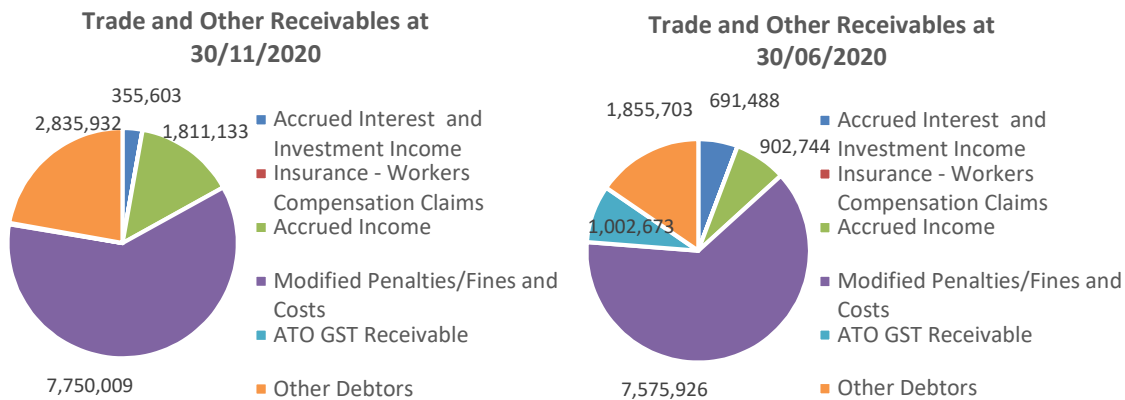


## 1.0 Balance Sheet commentary for the period ending 30 November 2020 (continued)

### 1.04 Trade and Other Receivables (current)

Current trade and other receivables include rates, rental and events income, GST receivable and fines and infringements.

Debtor days are currently 35.92, an increase on October (30.79). There is an increase in overpayments of \$126,798. In November \$484,623 were overdue >90 days including \$273,194 deemed unrecoverable for which provision has been made in full.



### 1.05 Other Financial Assets at amortised cost

The City holds Mortgage Backed Securities to the value of \$2,351,502.

### 1.06 Financial Assets at fair value through profit and loss

This line discloses the City's 10,000 units share of Local Government House. WALGA revalues the units annually and the City makes financial adjustments accordingly.

### 1.07 Right of Use Assets

Under AASB16 leases must be recognised as liabilities with the corresponding asset also brought on and depreciated over the term of the lease. Currently three assets under lease have been brought on: AMP Access Ramp; Allendale/Trinity underpass and City Arcade/Trinity Underpass.





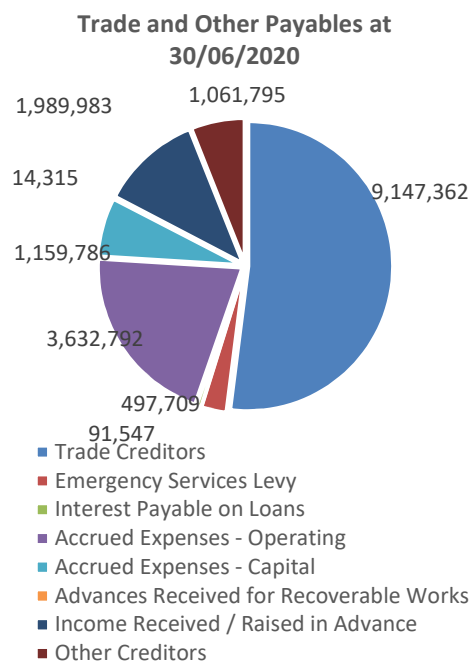
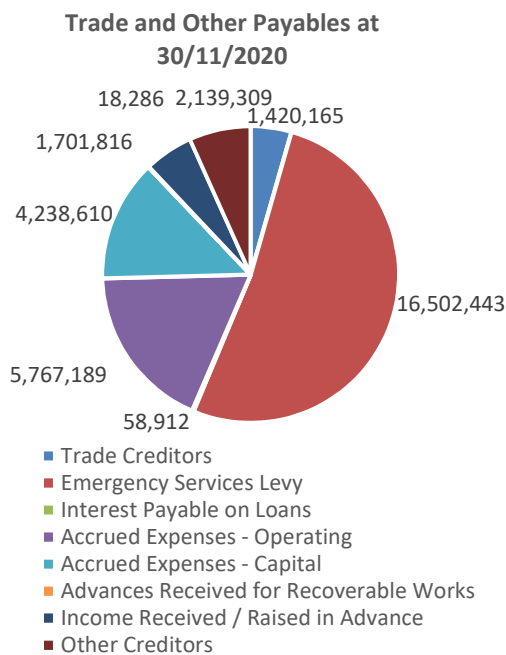
# City of Perth Financial Report

## 1.0 Balance Sheet commentary for the period ending 30 November 2020 (continued)

### 1.08 Trade and Other Payables

Trade and Other Payables include Bonds and retentions held, parking cards, trade creditors, accrued payroll and general accruals.

Average age of creditor invoices due for payment is currently 15.25 days.



### 1.09 Employee Benefits

Employee benefits includes Annual Leave and Long Service Leave entitlements and are accrued monthly. Long Service Leave is reconciled annually to anticipated probability of entitlement.

### 1.10 Lease Liabilities

Under AASB16 leases must be recognised as liabilities with the corresponding asset also brought on and depreciated over the term of the lease. Currently only three leases have been brought on in this way and all relate to properties leased.

### 1.11 Contract Liabilities

Under AASB15 and AASB1058 revenue for which performance obligations have not yet been met must be held as a liability and released when the goods/services relating to the contract have been provided or the asset completed.

Contract liabilities include \$1.425m PTA contract revenue for Moore Street capital works, \$528,243 Main Roads for Parliament House Street Lighting and \$4,378,494 Lottwerwest



## City of Perth Financial Report

### 2.0 Statement of Comprehensive Income for the period ending 30 November 2020 by Program

Detail	Note	*Budget 2020/2021	** Revised Budget YTD	Actual YTD 30/11/2020	YTD Variance	
<b>Operating Revenue</b>						
Governance		469,201	155,455	326,308	170,853	109.9%
General Purpose Funding Rates		102,412,800	100,404,778	100,582,475	177,697	0.2%
General Purpose Funding Other		-	-	-	-	-
Law, Order, Public Safety		447,750	180,278	170,927	(9,351)	(5.2%)
Health		1,182,500	479,500	51,354	(428,146)	(89.3%)
Education and Welfare		1,952,000	826,250	677,556	(148,694)	(18.0%)
Housing		-	-	-	-	-
Community Amenities		10,413,081	9,716,636	9,658,756	(57,880)	(0.6%)
Recreation and Culture		780,418	286,941	295,769	8,828	3.1%
Transport		55,947,617	24,168,867	28,622,468	4,453,601	18.4%
Economic Services		5,573,997	2,298,183	2,091,873	(206,310)	(9.0%)
Other Property and Services		82,000	34,167	42,028	7,861	23.0%
<b>Total Operating Income</b>		<b>179,261,364</b>	<b>138,551,055</b>	<b>142,519,514</b>	<b>3,968,459</b>	<b>2.9%</b>
<b>Operating Expenditure</b>						
Governance		(21,556,338)	(7,127,139)	(6,399,905)	(727,234)	10.2%
General Purpose Funding		(1,234,324)	(626,902)	(501,136)	(125,766)	20.1%
Law, Order, Public Safety		(8,659,278)	(3,611,377)	(3,389,586)	(221,791)	6.1%
Health		(3,088,219)	(1,295,367)	(1,091,036)	(204,331)	15.8%
Education and Welfare		(3,670,148)	(1,529,546)	(1,397,350)	(132,196)	8.6%
Housing		-	-	-	-	-
Community Amenities		(24,574,863)	(10,108,214)	(8,665,408)	(1,442,806)	14.3%
Recreation and Culture		(25,771,932)	(9,930,347)	(8,836,413)	(1,093,934)	11.0%
Transport		(82,803,007)	(32,464,931)	(31,183,143)	(1,281,788)	3.9%
Economic Services		(20,753,761)	(10,271,596)	(9,745,670)	(525,926)	5.1%
Other Property and Services		(6,724,519)	(2,853,355)	(2,018,647)	(834,708)	29.3%
<b>Total Operating Expenditure</b>		<b>(198,836,389)</b>	<b>(79,818,775)</b>	<b>(73,228,294)</b>	<b>(6,590,481)</b>	<b>8.3%</b>
<b>Net from Operations</b>		<b>(19,575,025)</b>	<b>58,732,280</b>	<b>69,291,220</b>	<b>10,558,940</b>	<b>18.0%</b>
<b>Finance Costs</b>						
		(386,349)	(175,129)	(146,947)	28,182	(16.1%)
<b>Net Result</b>		<b>(19,961,374)</b>	<b>58,557,151</b>	<b>69,144,273</b>	<b>10,587,122</b>	<b>18.1%</b>
<b>Grants/Contributions</b>						
Non-operating Grants and Contributions		5,438,360	-	313,330	313,330	-
<b>Total Grants/Contributions</b>		<b>5,438,360</b>	<b>-</b>	<b>313,330</b>	<b>313,330</b>	<b>-</b>
<b>Disposal/Write Off of Assets</b>						
Gain/(Loss) on Disposal of Assets	2	(2,344,453)	(1,188)	(66,080)	(64,892)	5462.3%
<b>Change in net assets resulting from operations before significant items</b>		<b>(16,867,467)</b>	<b>58,555,963</b>	<b>69,391,523</b>	<b>10,835,560</b>	<b>18.5%</b>
<b>Significant Items</b>						
Initial Recognition of Assets		-	-	142,170	142,170	-
Revaluation of Financial Assets		-	-	648,395	648,395	-
<b>Change in net assets resulting from operations after significant items</b>		<b>(16,867,467)</b>	<b>58,555,963</b>	<b>70,182,088</b>	<b>11,626,125</b>	<b>19.9%</b>

\*/\*\* 2020/2021 Budget adopted by Council on 4 August 2020



## City of Perth Financial Report

### 3.0 Statement of Comprehensive Income for the period ending 30 November 2020 by Nature or Type

Detail	Note	*Budget 2020/2021	Revised Budget YTD	Actual YTD 30/11/2020	YTD Variance	
<b>Operating Revenue</b>						
Rates		98,332,904	98,259,905	99,040,559	780,654	0.8%
Grants and Contributions for Non Capital Purposes		1,584,996	640,053	1,001,263	361,210	56.4%
Fees and Charges		75,073,688	37,606,557	41,041,515	3,434,958	9.1%
Interest and Investment Income		3,627,896	1,754,873	1,175,217	(579,656)	(33.0%)
Other Revenue		641,880	289,666	260,960	(28,706)	(9.9%)
<b>Total Revenue from Operating Activities</b>		<b>179,261,364</b>	<b>138,551,055</b>	<b>142,519,514</b>	<b>3,968,459</b>	<b>2.9%</b>
<b>Operating Expenditure</b>						
Employee Costs		(75,525,890)	(31,415,708)	(29,129,346)	(2,286,362)	7.3%
Materials and Contracts		(57,318,437)	(20,701,228)	(16,629,402)	(4,071,826)	19.7%
Utilities		(3,632,338)	(1,514,590)	(1,301,830)	(212,760)	14.0%
Depreciation and Amortisation		(36,189,735)	(15,225,547)	(15,505,328)	279,781	(1.8%)
Interest		(386,349)	(175,129)	(192,922)	17,793	(10.2%)
Insurance		(1,073,587)	(447,328)	(329,396)	(117,932)	26.4%
Expenses Provision		(655,791)	(270,255)	(417,972)	147,717	(54.7%)
Other Expenses from Ordinary Activities		(24,440,611)	(10,244,119)	(9,869,047)	(375,072)	3.7%
<b>Total Expenses from Ordinary Activities</b>		<b>(199,222,738)</b>	<b>(79,993,904)</b>	<b>(73,375,243)</b>	<b>(6,618,661)</b>	<b>8.3%</b>
<b>Change in Net Assets from Ordinary Activities before Capital Amounts</b>		<b>(19,961,374)</b>	<b>58,557,151</b>	<b>69,144,271</b>	<b>10,587,120</b>	<b>18.1%</b>
<b>Grants/Contributions</b>						
Grants and Contributions- Capital		5,438,360	-	313,330	313,330	-
<b>Net Operating Surplus</b>		<b>(14,523,014)</b>	<b>58,557,151</b>	<b>69,457,601</b>	<b>10,900,450</b>	<b>18.6%</b>
Disposal/Write Off of Assets	2	(2,344,453)	(1,188)	(66,080)	(64,892)	5462.3%
<b>Significant Items</b>						
Initial Recognition of Assets		-	-	142,170	142,170	-
Revaluation of Financial Assets		-	-	648,395	648,395	-
<b>Change in net assets resulting from operations after capital amounts and significant items</b>		<b>(16,867,467)</b>	<b>58,555,963</b>	<b>70,182,086</b>	<b>11,626,123</b>	<b>19.9%</b>

\*/\*\* 2020/2021 Budget adopted by Council on 4 August 2020



## City of Perth Financial Report

### 4.0 Statement of Financial Position as at 30 November 2020

Detail	Note	30/11/2020	30/06/2020
<b>Current Assets</b>			
Cash and Cash Equivalents	11	128,607,594	37,727,249
Deposits/Prepayments	4	13,915,015	1,961,292
Other financial assets at amortised cost	3, 11	72,500,000	117,750,000
Financial assets at fair value through profit and loss	3, 11	6,127,593	5,479,198
Trade and Other Receivables	5	7,462,101	6,893,356
Rates Receivable	1	26,933,382	2,552,460
Inventories		795,629	806,691
<b>Total Current Assets</b>		<b>256,341,314</b>	<b>173,170,246</b>
<b>Non Current Assets</b>			
Other financial assets at amortised cost	3	2,351,502	2,370,916
Financial assets at fair value through profit and loss	3	178,053	178,053
Trade and Other Receivables	5	45,765	42,539
Investments accounted for using the equity method	3	10,426,224	9,702,967
Property, Plant and Equipment	8	694,823,577	702,541,598
Infrastructure	8	365,799,814	372,071,666
Right of Use Assets	8	3,159,394	3,201,792
Capital Work in Progress	8	44,696,525	27,351,655
<b>Total Non Current Assets</b>		<b>1,121,480,854</b>	<b>1,117,461,186</b>
<b>Total Assets</b>		<b>1,377,822,168</b>	<b>1,290,631,432</b>
<b>Current Liabilities</b>			
Trade and Other Payables	6	34,763,453	20,894,382
Employee Benefits	7	11,665,937	11,071,830
Provisions	7	80,000	80,000
Lease Liabilities		62,706	61,830
Contract Liabilities		4,685,151	264,042
Loan Liability	9	3,759,135	4,233,037
<b>Total Current Liabilities</b>		<b>55,016,382</b>	<b>36,605,121</b>
<b>Non Current Liabilities</b>			
Employee Benefits	7	1,954,198	1,954,198
Lease Liabilities		3,154,672	3,181,311
Contract Liabilities		2,410,605	2,153,243
Loan Liability	9	2,912,599	4,545,934
<b>Total Non Current Liabilities</b>		<b>10,432,074</b>	<b>11,834,686</b>
<b>Total Liabilities</b>		<b>65,448,456</b>	<b>48,439,807</b>
<b>Net Assets</b>		<b>\$1,312,373,712</b>	<b>\$1,242,191,625</b>
<b>Equity</b>			
Accumulated Surplus		786,284,511	708,421,629
Asset Revaluation Reserve	10	432,544,151	432,636,132
Reserves - cash/financial asset backed	10	93,545,050	101,133,864
<b>Total Equity</b>		<b>\$1,312,373,712</b>	<b>\$1,242,191,625</b>



## City of Perth Financial Report

### 5.0 Statement of Changes in Equity for the period ending 30 November 2020

Detail	Accumulated Surplus	Asset Revaluation Reserve	Reserves Cash/Investment Backed	Total Equity
<b>Balance at 1 July 2019</b>	\$	\$	\$	\$
New Accounting Standards	692,422,421	469,921,563	104,338,816	1,266,682,800
Change in Accounting Policy	(100,530)	-	-	(100,530)
Net result	13,085,739			13,085,739
Revaluation of Assets	-	(39,524,472)		(39,524,472)
Asset Revaluation Reserve Transfers	(190,954)	2,239,041	-	2,048,087
Reserve Transfers	3,204,953		(3,204,953)	-
<b>Balance at 30 June 2020</b>	<b>\$708,421,629</b>	<b>\$432,636,132</b>	<b>\$101,133,863</b>	<b>\$1,242,191,624</b>
<b>Balance at 1 July 2020</b>	708,421,629	432,636,132	101,133,863	1,242,191,623
Net Result	70,182,088	-	-	70,182,088
Asset Revaluation Reserve Transfers	91,981	(91,981)	-	-
Reserve Transfers	7,588,814	-	(7,588,814)	-
<b>Balance at the end of the reporting period</b>	<b>\$786,284,511</b>	<b>\$432,544,151</b>	<b>\$93,545,049</b>	<b>\$1,312,373,710</b>



## City of Perth Financial Report

### 6.0 Statement of Cash Flows for the period ending 30 November 2020

	Note	*Budget 2020/2021	YTD Actual 30/11/2020	YTD Variation	
<b>Cash Flows from Operating Activities</b>					
<b>Receipts</b>					
Rates		97,832,904	91,068,684	(6,764,220)	(6.9%)
Fees and Charges		74,473,687	43,205,995	(31,267,692)	(42.0%)
Interest		3,877,896	1,511,102	(2,366,794)	(61.0%)
Other		2,126,876	608,687	(1,518,189)	(71.4%)
		<b>178,311,363</b>	<b>136,394,468</b>	<b>(41,916,895)</b>	<b>(23.5%)</b>
<b>Payments</b>					
Employee Costs		(76,075,890)	(30,088,997)	45,986,893	60.4%
Materials and Contracts		(56,668,437)	(25,432,008)	31,236,429	55.1%
Interest		(386,350)	(225,557)	160,793	41.6%
Other		(30,012,326)	(22,163,042)	7,849,284	26.2%
		<b>(163,143,003)</b>	<b>(77,909,604)</b>	<b>85,233,399</b>	<b>52.2%</b>
<b>Net Cash Flows from Operating Activities</b>	<b>12</b>	<b>15,168,360</b>	<b>58,484,864</b>	<b>43,316,505</b>	<b>(285.6%)</b>
<b>Cash Flows from Investing Activities</b>					
Proceeds from Disposal of Assets		1,354,679	612,333	(742,346)	(54.8%)
Proceeds from Disposal of Investments		-	73,485,318	73,485,318	-
Purchase Land and Buildings		(10,478,447)	(110,654)	10,367,793	(98.9%)
Purchase Infrastructure Assets		(42,662,118)	(30,620)	42,631,498	(99.9%)
Purchase Plant and Mobile Equipment		(4,450,365)	-	4,450,365	100.0%
Purchase Office Furniture and Equipment		(6,055,669)	(33,722)	6,021,947	(99.4%)
Work in Progress		-	(16,100,350)	(16,100,350)	-
Purchase of Investments		-	(28,939,161)	(28,939,161)	-
<b>Net Cash Flows from Investing Activities</b>		<b>(62,291,920)</b>	<b>28,883,144</b>	<b>91,175,064</b>	<b>(146.4%)</b>
<b>Cash Flows from Financing Activities</b>					
New Loan Proceeds		10,000,000	-	(10,000,000)	(100.0%)
Repayment of Lease Liability		-	(25,763)	(25,763)	-
Repayment of Borrowings		(4,680,892)	(2,107,237)	2,573,655	55.0%
Transfers from/to Reserves		8,804,228	-	(8,804,228)	100.0%
		<b>14,123,336</b>	<b>(2,133,000)</b>	<b>(16,256,336)</b>	<b>115.1%</b>
<b>Cash Flows from Government and Other Parties</b>					
<b>Receipts from Appropriations/Grants</b>					
Recurrent		5,438,360	702,151	(4,736,209)	(87.1%)
Capital		-	4,943,186	4,943,186	-
		<b>5,438,360</b>	<b>5,645,337</b>	<b>206,977</b>	<b>3.8%</b>
<b>Net Increase (Decrease) in Cash Held</b>		<b>(27,561,864)</b>	<b>90,880,345</b>	<b>118,442,210</b>	<b>(429.7%)</b>
Cash at 1 July 2020		60,086,319	37,727,249	(22,359,070)	(37.2%)
<b>Cash at end of reporting period</b>	<b>11</b>	<b>32,524,455</b>	<b>128,607,594</b>	<b>96,083,139</b>	<b>295.4%</b>

\*/\*\* 2020/2021 Budget adopted by Council on 4 August 2020



## City of Perth Financial Report

### 7.0 Notes to the Balance Sheet for the period ending 30 November 2020

<b>1 Rates Receivable</b>	<b>Actual YTD 30/11/2020</b>	<b>2019/20 30/06/2020</b>
Outstanding Amount at 30 June 2020	2,552,460	914,187
Rates Levied for the Year	98,771,431	97,914,435
Late Payment Penalties	97,036	237,011
Ex Gratia Rates	11,854	7,648
Rates Administration Fee	352,653	413,063
Rates Instalment Interest	423,638	393,101
Back Rates	257,274	345,332
Bins Levy	555,508	147,969
Emergency Services Levy	5,042,470	496,976
	<b>108,064,324</b>	<b>100,869,722</b>
Amount Received during the Period	81,130,942	98,317,262
<b>Outstanding Amount at 30 November 2020</b>	<b>\$26,933,382</b>	<b>\$2,552,460</b>
<b>2 Gain/(Loss) on Disposal/Write off of Assets</b>	<b>Annual Budget</b>	<b>Actual YTD 30/11/2020</b>
<b>Land and Buildings</b>		
Proceeds on Disposal	350,004	-
<b>Less: Carrying amount of assets sold/written off (Loss) on Disposal/Write Off</b>	<b>180,000</b>	<b>-</b>
	<b>170,004</b>	<b>-</b>
<b>Infrastructure</b>		
Proceeds on Disposal	-	-
<b>Less: Carrying amount of assets written off (Loss) on Write Off</b>	<b>2,722,794</b>	<b>65,583</b>
	<b>(2,722,794)</b>	<b>(65,583)</b>
<b>Plant and Mobile Equipment</b>		
Proceeds on Disposal	264,137	612,333
<b>Less: Carrying amount of assets sold/written off Loss on Disposal /Write Off</b>	<b>55,800</b>	<b>612,830</b>
	<b>208,337</b>	<b>(497)</b>
<b>Furniture and Equipment</b>		
Proceeds on Disposal	-	-
<b>Less: Carrying amount of assets sold /written off (Loss) on Disposal/Write Off</b>	<b>-</b>	<b>-</b>
	<b>-</b>	<b>-</b>
<b>Gain/(Loss) on Disposal/Write off of Assets</b>	<b>(2,344,453)</b>	<b>(66,080)</b>
<b>3 Other Financial Assets</b>		
<b>Current</b>	<b>30/11/2020</b>	<b>30/06/2020</b>
Bank/Term Deposits	72,500,000	117,750,000
Managed Funds	6,127,593	5,479,198
<b>Total Current Investments</b>	<b>\$78,627,593</b>	<b>\$123,229,198</b>
<b>Non Current</b>	<b>30/11/2020</b>	<b>30/06/2020</b>
<b>Other financial assets at amortised cost</b>		
Mortgage Backed Securities (MBS)	2,351,502	2,370,916
	<b>2,351,502</b>	<b>2,370,916</b>
Equity in Local Government House	178,053	178,053
Equity in Mindarie Regional Council	5,794,883	5,794,883
Equity in Tamala Park Regional Council	4,631,341	3,908,084
<b>Total financial assets at amortised cost</b>	<b>10,426,224</b>	<b>9,702,967</b>



## City of Perth Financial Report

### 7.0 Notes to the Balance Sheet for the period ending 30 November 2020 (continued)

#### 4 Deposits/Prepayments

	30/11/2020	30/06/2020
Prepaid Insurance	702,153	-
Prepaid Parking Bay Licence Fees	10,244,797	-
Other	2,968,065	1,961,292
	<b>\$13,915,015</b>	<b>\$1,961,292</b>

#### 5 Trade And Other Receivables

	30/11/2020	30/06/2020
<b>Current</b>		
Accrued Interest and Investment Income	355,603	691,488
Accrued Income	1,811,133	902,744
Modified Penalties/Fines and Costs	7,750,009	7,575,926
<i>Debtors - General:</i>		
Australian Taxation Office - GST Refundable	21,836	1,002,673
Other Debtors	2,835,932	1,855,703
	12,774,513	12,028,534
<b>Less: Provision for Doubtful Debts</b>	<b>(5,312,412)</b>	<b>(5,135,178)</b>
	<b>\$7,462,101</b>	<b>\$6,893,356</b>
<b>Non Current</b>		
Pensioners' Rates Deferred	45,765	42,539
	<b>\$45,765</b>	<b>\$42,539</b>

#### 6 Trade And Other Payables

	30/11/2020	30/06/2020
<b>Current</b>		
Trade Creditors	1,420,165	9,147,362
Emergency Services Levy	16,502,443	497,709
Interest Payable on Loans	58,912	91,547
Accrued Expenses - Operating	5,767,189	3,632,792
Accrued Expenses - Capital	4,238,610	1,159,786
Advances Received for Recoverable Works	18,286	14,315
Income Received / Raised in Advance	1,701,816	1,989,983
Deposits and Bonds	2,916,723	3,299,093
Other Creditors	2,139,309	1,061,795
	<b>\$34,763,453</b>	<b>\$20,894,382</b>





## City of Perth Financial Report

### 7.0 Notes to the Balance Sheet for the period ending 30 November 2020 (continued)

#### 7 Employee Benefits

	30/11/2020	30/06/2020
<b>Current</b>		
<b>Leave Entitlements</b>		
Annual Leave	5,580,699	5,222,850
Self Funded Leave	207,822	282,365
Motor Vehicle Settlements	-	-
Long Service Leave	5,758,068	5,443,117
Recognition of Employees- Presentations	119,348	123,498
	<b>\$11,665,937</b>	<b>\$11,071,830</b>
<b>Non Current</b>		
Annual Leave	438,821	438,821
Long Service Leave	1,515,377	1,515,377
	<b>\$1,954,198</b>	<b>\$1,954,198</b>
<b>Provisions</b>		
<b>Current</b>		
Workers Compensation	80,000	80,000
	<b>\$80,000</b>	<b>\$80,000</b>

#### 8 Property, Plant and Equipment and Work in Progress

	30/11/2020	30/06/2020
Land - fair value	374,223,986	374,223,986
<b>Less: Accumulated Depreciation</b>	<b>(7,539,709)</b>	<b>(7,322,958)</b>
	366,684,277	366,901,028
Buildings - at fair value	503,969,776	503,843,162
<b>Less: Accumulated Depreciation</b>	<b>(220,773,855)</b>	<b>(215,973,801)</b>
	283,195,921	287,869,361
Leasehold Improvements - at fair value	915,820	915,820
<b>Less: Accumulated Depreciation</b>	<b>(243,603)</b>	<b>(231,549)</b>
	672,217	684,271
Infrastructure Assets - at cost/fair value	626,089,948	624,747,814
<b>Less: Accumulated Depreciation</b>	<b>(260,290,134)</b>	<b>(252,676,148)</b>
	365,799,814	372,071,666
Plant and Mobile Equipment - at cost/fair value	39,375,549	40,845,271
<b>Less: Accumulated Depreciation</b>	<b>(28,645,165)</b>	<b>(28,641,131)</b>
	10,730,384	12,204,140
Office Furniture and Equipment - at cost/fair value	55,337,347	54,871,556
<b>Less: Accumulated Depreciation</b>	<b>(21,796,569)</b>	<b>(19,988,758)</b>
	33,540,778	34,882,798
Property, Plant and Equipment	1,060,623,391	1,074,613,264
Work in Progress - at cost	44,696,525	27,351,655
	44,696,525	27,351,655
Right of Use (Leased) assets	3,302,938	3,302,938
<b>Less: Accumulated Depreciation</b>	<b>(143,544)</b>	<b>(101,146)</b>
	3,159,394	3,201,792
<b>Total Property, Plant and Equipment and Work in Progress</b>	<b>\$1,108,479,310</b>	<b>\$1,101,964,919</b>



## City of Perth Financial Report

### 7.0 Notes to the Balance Sheet for the period ending 30 November 2020 (continued)

#### 8 Property, Plant and Equipment and Work in Progress - Movement at Cost

	Balance 30/06/2020	Acquisitions Actual YTD	Transfers Actual YTD	Discovered/Initial Recognition of Assets Actual YTD	Disposals/ Write off/ Actual YTD	
Land	374,223,986	-	-	-	-	
Buildings	503,843,162	110,654	15,960	-	-	
Leasehold Improvements	915,820	-	-	-	-	
Infrastructure Assets	624,747,814	30,620	1,183,875	382,308	(254,669)	
Plant and Mobile Equipment	40,845,271	-	202,400	-	(1,672,122)	39,375,549
Office Furniture and Equipment	54,871,556	33,722	432,069	-	-	55,337,347
Right of Use (Leased) assets	3,302,938	-	-	-	-	3,302,938
Work in Progress	27,351,655	19,758,835	(2,413,965)	-	-	44,696,525
	<b>\$1,630,102,202</b>	<b>\$19,933,831</b>	<b>(579,661)</b>	<b>382,308</b>	<b>(1,926,791)</b>	<b>\$142,712,359</b>

#### 9 Loan Liability

	30/11/2020	30/06/2020
<b>Current</b>		
Loans - Western Australian Treasury Corporation	3,759,135	4,233,037
<b>Non Current</b>		
Loans - Western Australian Treasury Corporation	2,912,599	4,545,934



## City of Perth Financial Report

### 7.0 Notes to the Balance Sheet for the period ending 30 November 2020 (continued)

#### 10 Reserve Funds

<b>Purpose of Reserve Fund</b>	<b>Balance 30/06/2020</b>	<b>Transfer from Accumulated Surplus</b>	<b>Transfer to Accumulated Surplus</b>	<b>Balance 0/01/1900</b>
Refuse Disposal and Treatment	4,349,665	30,927	-	4,380,592
Concert Hall - Refurbishment and Maint.	6,788,438	47,932	-	6,836,370
Asset Enhancement	25,030,765	174,546	(1,000,000)	24,205,311
Parking Levy	8,403,351	15,068,640	(16,000,000)	7,471,991
Art Acquisition	350,008	2,487	-	352,495
Heritage Incentive	707,291	5,029	-	712,320
Parking Facilities Development	28,666,159	162,737	(10,000,000)	18,828,896
Employee Entitlements	2,018,137	14,349	-	2,032,486
David Jones Bridge	397,653	2,828	-	400,481
Bonus Plot Ratio	685,033	4,870	-	689,903
Enterprise and Initiative	6,462,578	45,949	-	6,508,527
Public Art	559,518	54,125	-	613,643
Council House Refurbishment	1,508,928	9,266	(500,000)	1,018,194
Technology Upgrade	2,727,861	18,951	-	2,746,812
Major Infrastructure	5,917,556	6,059,622	-	11,977,178
Provisional Capital	1,525,957	-	(1,525,957)	-
Organisational Reform	5,034,966	34,885	(300,000)	4,769,851
Covid 19 Rebound Reserve	-	5,115,000	(5,115,000)	-
	<b>101,133,864</b>	<b>26,852,143</b>	<b>(34,440,957)</b>	<b>93,545,050</b>
* Asset Revaluation	432,636,132	-	(91,981)	432,544,151
	<b>\$533,769,996</b>	<b>26,852,143</b>	<b>(34,532,938)</b>	<b>\$526,089,201</b>

\* The Asset Revaluation Reserve is a non cash backed reserve and cannot be used ,except for adjustments to fixed assets on their revaluation, disposal or write off.



## City of Perth Financial Report

### 7.0 Notes to the Balance Sheet for the period ending 30 November 2020 (continued)

#### 11 Cash Reconciliation

	30/11/2020	30/06/2020
Cash and Cash Equivalents		
Cash at Bank and on Hand	12,188,749	18,164,658
Funds invested at call	116,418,846	17,562,591
Term Deposits < 3 months	-	2,000,000
	<u>128,607,595</u>	<u>37,727,249</u>
Current Financial Assets		
Term Deposits > 3 months	72,500,000	117,750,000
Managed Funds	6,127,593	5,479,198
	<u>78,627,593</u>	<u>123,229,198</u>

#### 12 Reconciliation of Net Cash Provided By Operating Activities to Operating Surplus

	30/11/2020	30/06/2020
Change in Net Assets Resulting from Operations	69,391,523	(782,008)
Adjustment for items not involving the movement of Funds:		
Depreciation	15,505,328	38,559,160
Doubtful Debts	177,234	683,455
(Gain)/Loss on Disposal/Write off/Contribution of Assets	66,080	1,477,961
	<u>85,140,165</u>	<u>39,938,568</u>
Revenues Provided By :		
Government Grants	(5,645,337)	(6,566,563)
	<u>(5,645,337)</u>	<u>(6,566,563)</u>
Change in Operating Assets and Liabilities		
<b>Add Back</b>		
Decrease in Inventories	11,062	22,918
Decrease in Accrued Interest and Dividend Income	335,885	177,344
Decrease in Deferred Debtors	-	16,754
Increase in Income Received /Raised in Advance	-	41,671
Increase in Accrued Interest Payable	-	-
Increase in Accrued Expenses	2,134,397	296,668
Increase in Provisions	-	454,913
Increase in Trade and Other Payables	8,972,676	-
Increase in Contract Liabilities	4,678,471	2,417,285
<b>Deduct</b>		
Decrease in Trade and Other Payables	-	(4,388,533)
Decrease in Income Received /Raised in Advance	(284,196)	-
Decrease in Accrued Interest Payable	(32,635)	(61,164)
Increases in Deferred Debtors	(3,226)	-
Decrease in Provisions	(143,051)	-
Increase in Trade and Other Receivables	(23,817,239)	(1,065,989)
Increase in Prepayments	(11,953,723)	(577,199)
Increase in Accrued Income	(908,389)	(9,839)
	<u>(21,009,968)</u>	<u>(2,675,171)</u>
<b>Net Cash Provided by Operating Activities</b>	<b>\$58,484,861</b>	<b>\$30,696,834</b>



## City of Perth Financial Report

### 7.0 Notes to the Balance Sheet for the period ending 30 November 2020 (continued)

#### 13 Ratios

	30/11/2020	30/06/2020
<b>1 Current Ratio</b>		
<u>Current Assets minus Restricted Assets</u>		
Current Liabilities minus Liabilities associated with Restricted Assets	2.96	2.03
<b>2 Debt Ratio</b>		
<u>Total Liabilities</u>		
Total Assets	4.75%	3.75%
<b>3 Debt Service Ratio</b>		
<u>Operating Surplus before Interest and Depreciation</u>		
Debt Principal and Interest	37.20%	6.65%
<b>4 Rate Coverage Ratio</b>		
<u>Net Rate Revenue</u>		
Operating Revenue	70.57%	51.99%
<b>5 Outstanding Rates Ratio</b>		
<u>Rates Outstanding</u>		
Rates Collectable	24.92%	2.53%
<b>6 Untied Cash to Unpaid Creditors Ratio</b>		
<u>Untied Cash</u>		
Unpaid Trade Creditors	24.69	6.80
<b>7 Gross Debt to Revenue Ratio</b>		
<u>Gross Debt</u>		
Total Revenue	4.68%	4.59%
<b>8 Gross Debt to Economically Realisable Assets Ratio</b>		
<u>Gross Debt</u>		
Economically Realisable Assets	0.66%	0.96%

Restricted Assets includes reserve funds and tied contributions not utilised at 30 November 2020.



## City of Perth Investment Report

### 8.0 Cash Investments

#### Investment in Managed Funds - (Colonial First State Share Index Fund)

In 2008, the City invested in managed funds via Colonial First State Share Index Fund. Clause 44 (Local Government Act 1995, Transitional provisions, allow Local Governments to continue to hold any existing investments made prior to insertion of regulation 19C under grandfathering arrangements.

	Opening Value 1-Jul-20	Units Held 1-Jul-20	Closing Value 30-Nov-20	Units Held 30-Nov-20	Movement in Value \$	
CFS Wsale Index Aust Share	5,479,198	5,132,200	6,127,593	5,173,583	648,395	▲
<b>Total</b>	<b>5,479,198</b>	<b>5,132,200</b>	<b>6,127,593</b>	<b>5,173,583</b>	<b>648,395</b>	

#### Short Term Investments

##### Funds Held in OnCall Accounts:

Following is a list of investments categorised as Cash and Cash Equivalents due to their short term maturity (being less than 3 months) from date of purchase.

	S & P Credit Rating	Amount Invested \$	Interest Rate %	Term (Days)	Maturity Date	Earnings YTD \$
<b>Municipal Fund</b>						
AMP Notice		5,580,519	0.95%	OnCall	11am	24,484
	<b>A-2</b>	<b>5,580,519</b>				<b>24,484</b>
CBA Online Saver		23,543,942	0.45%	OnCall	11am	38,229
	<b>A-1</b>	<b>23,543,942</b>				<b>38,229</b>
Macquarie Online Saver		50,031,478	0.80%	OnCall	11am	48,947
	<b>A-1</b>	<b>50,031,478</b>				<b>48,947</b>
<b>Total - Municipal Fund</b>		<b>79,155,939</b>				<b>111,660</b>
<b>Reserve Fund</b>						
CBA Online Saver		37,262,907	0.45%	OnCall	11am	67,097
	<b>A-1</b>	<b>37,262,907</b>				<b>67,097</b>
<b>Total - Reserve Fund</b>		<b>37,262,907</b>				<b>67,097.00</b>
<b>Total</b>		<b>116,418,846</b>				<b>178,757</b>



## City of Perth Investment Report

### 8.0 Cash Investments (continued)

#### Longer Term Investments

##### Term Deposits:

*This line reports funds held in Term Deposits with a maturity of greater than 3 months*

	S & P Credit Rating	Amount Invested \$	Interest Rate %	Term (Days)	Maturity Date	Projected Earnings \$
<b>Municipal Fund</b>						
Macquarie		5,500,000	1.65%	273	10-Dec-20	67,876
	<b>A-1</b>	<b>5,500,000</b>				<b>67,876</b>
Suncorp		3,000,000	0.63%	182	18-Mar-21	9,424
	<b>A-1</b>	<b>3,000,000</b>				<b>9,424</b>
Bank of Queensland		4,000,000	0.50%	211	16-Jun-21	11,562
	<b>A-2</b>	<b>4,000,000</b>				<b>11,562</b>
NAB		4,000,000	0.45%	119	16-Mar-21	5,868
	<b>A-1</b>	<b>4,000,000</b>				<b>5,868</b>
<b>Total - Municipal Fund</b>		<b>16,500,000</b>				<b>94,730</b>
<b>Reserve Fund</b>						
AMP		5,000,000	0.75%	181	29-Mar-21	18,596
	<b>A-2</b>	<b>5,000,000</b>				<b>18,596</b>
Bank of Queensland		3,000,000	1.30%	273	18-Feb-21	29,170
Bank of Queensland		2,000,000	1.10%	336	06-May-21	20,252
Bank of Queensland		7,000,000	0.75%	206	25-Mar-21	29,630
Bank of Queensland		2,000,000	0.70%	273	24-Jun-21	10,471
Bank of Queensland		1,000,000	0.55%	365	05-Nov-21	5,500
Bank of Queensland		6,000,000	0.65%	280	15-Jul-21	29,918
	<b>A-2</b>	<b>21,000,000</b>				<b>124,941</b>
Macquarie		6,000,000	1.65%	273	10-Dec-20	74,047
Macquarie		4,000,000	1.70%	274	14-Jan-21	51,047
Macquarie		3,000,000	1.40%	335	31-Mar-21	38,548
	<b>A-1</b>	<b>13,000,000</b>				<b>163,641</b>
NAB		3,000,000	1.00%	273	18-Feb-21	22,438
NAB		3,000,000	1.00%	329	15-Apr-21	27,041
NAB		8,000,000	0.55%	365	17-Nov-21	44,000
NAB		3,000,000	0.95%	336	20-May-21	26,236
	<b>A-1</b>	<b>17,000,000</b>				<b>119,715</b>
<b>Total - Reserve Fund</b>		<b>56,000,000</b>				<b>426,893</b>
<b>Total Funds Invested &gt; 3 months</b>		<b>72,500,000</b>				<b>521,623</b>



# City of Perth Investment Report

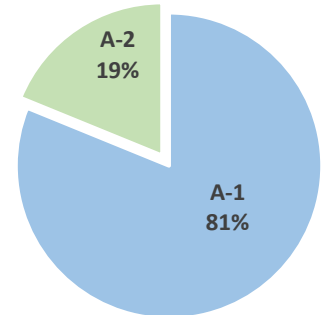
## 8.0 Cash Investments (continued)

### Investment Portfolio Based on Credit Rating

Exposure of the investment portfolio is controlled by restricting the overall investments based on their Credit Rating.

Credit Rating	Total Invested	Actual Exposure %	Policy Limit	Compliance
A-1	\$ 153,338,327	81%	100%	✓
A-2	\$ 35,580,519	19%	60%	✓
<b>Total</b>	<b>\$ 188,918,846</b>	<b>100%</b>		

Portfolio based on Credit Rating



\* A-1 also includes A-1+

### Investment Portfolio Based on Institution

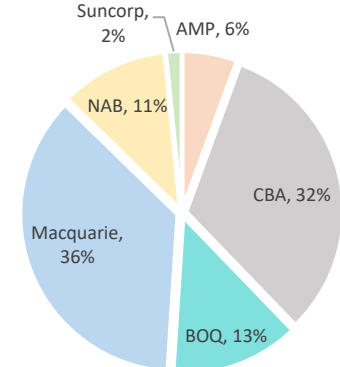
Exposure to an individual Australian deposit taking Institution or government will be restricted by their credit rating so that single entity exposure is limited.

S&P Short Term Credit Rating of A-1 - individual maximum limit 45%

S&P Short Term Credit Rating of A-2 - individual maximum limit 40%

Institution	Total Invested	Actual Exposure %	Policy Limit	Compliance
AMP	10,580,519	6%	40%	✓
CBA	60,806,849	32%	45%	✓
BOQ	25,000,000	13%	40%	✓
Macquarie	68,531,478	36%	45%	✓
NAB	21,000,000	11%	45%	✓
Suncorp	3,000,000	2%	45%	✓
<b>Total</b>	<b>188,918,846</b>	<b>100%</b>		

Investment Portfolio Based on Institution

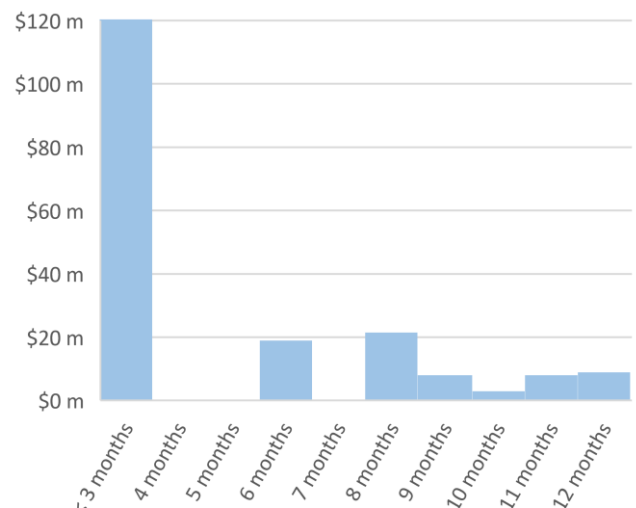


### Investment Portfolio Based on Term to Maturity

Term of investment is based on restrictions per Investment policy and cashflow requirements.

Term	Value \$
< 3 months	\$ 120,418,846
4 months	\$ -
5 months	\$ -
6 months	\$ 19,000,000
7 months	\$ -
8 months	\$ 21,500,000
9 months	\$ 8,000,000
10 months	\$ 3,000,000
11 months	\$ 8,000,000
12 months	\$ 9,000,000
<b>Total</b>	<b>\$ 188,918,846</b>

Investment - Term to Maturity







## Core Services Year to Date Variances as at 30 November 2020

Description	YTD Budget	YTD Actuals	YTD Variance	YTD Variance %	Comments
<b>Summary Service Unit Variances</b>					
<b>CEO Alliance</b>					
<b>Service Unit</b>					
Legal Services	(930)	16	(946)	(101.7%)	✘
Audit and Risk	314,085	293,331	20,754	6.6%	✔
Executive Services	370,373	498,761	(128,388)	(34.7%)	✘
Chief Executive Officer	506,139	620,631	(114,492)	(22.6%)	✘
Corporate Communications	1,161,332	1,104,361	56,971	4.9%	✔
Governance	1,267,901	862,631	405,270	32.0%	✔
<b>Net Operating Result after Allocations</b>	<b>3,618,900</b>	<b>3,379,731</b>	<b>239,169</b>	<b>6.6%</b>	
<b>Corporate Services Alliance</b>					
<b>Service Unit</b>					
Financial Services	(101,848,780)	(101,966,195)	117,415	0.1%	✔
Corporate Services	(3,708,674)	(2,943,055)	(765,619)	(20.6%)	✘
ICT	(1)	55,230	(55,231)	-	✔
Human Resources	2,361	35,680	(33,319)	(1,411.2%)	✘
Strategy and Reporting	794,047	623,589	170,458	21.5%	✔
<b>Net Operating Result after Allocations</b>	<b>(104,761,047)</b>	<b>(104,194,751)</b>	<b>(566,296)</b>	<b>0.5%</b>	
<b>Community Development Alliance</b>					
<b>Service Unit</b>					
Community Development	0	451	(451)	0.0%	!
Customer Experience	164,022	137,778	26,244	16.0%	✔
Marketing	407,251	415,365	(8,114)	(2.0%)	✘
Activation and Cultural Experience	1,986,728	1,822,862	163,866	8.2%	✔
Community Safety and Amenity	4,268,672	4,344,565	(75,893)	(1.8%)	✘
Community Services	4,634,043	4,457,425	176,618	3.8%	✔
<b>Net Operating Result after Allocations</b>	<b>11,460,716</b>	<b>11,178,446</b>	<b>282,270</b>	<b>2.5%</b>	
<b>Planning and Economic Development Alliance</b>					
<b>Service Unit</b>					
Planning and Economic Development	187,687	163,793	23,894	12.7%	✔
Development Approvals	1,211,100	1,121,675	89,425	7.4%	✔
Economic Development	1,219,596	1,128,200	91,396	7.5%	✔
City Planning	1,282,643	1,019,474	263,169	20.5%	✔
Transport and Urban Design	1,688,847	1,516,920	171,927	10.2%	✔
<b>Net Operating Result after Allocations</b>	<b>5,589,873</b>	<b>4,950,062</b>	<b>639,811</b>	<b>11.4%</b>	
<b>Infrastructure and Operations Alliance</b>					
<b>Service Unit</b>					
Infrastructure and Operations	0	20	(20)	0.0%	!
Parking Services	1,753,725	(3,923,848)	5,677,573	323.7%	✔



## Core Services Year to Date Variances as at 30 November 2020

Description	YTD Budget	YTD Actuals	YTD Variance	YTD Variance %	Comments
Operations	2,456,625	718,169	1,738,456	70.8%	✓
Infrastructure and Assets	13,571,709	12,615,984	955,725	7.0%	✓
<b>Net Operating Result after Allocations</b>	<b>17,782,059</b>	<b>9,410,325</b>	<b>8,371,734</b>	<b>47.1%</b>	
<b>Detailed Subservice Variances</b>					
<b>CEO Alliance</b>					
<b>CEO Alliance Admin</b>					
Expenditure - Cash	311,335	299,771	11,564	3.7%	✓
Internal Allocation	78,802	73,116	5,686	7.2%	✓
<b>Net Operating Result after Allocations</b>	<b>390,137</b>	<b>372,887</b>	<b>17,250</b>	<b>4.4%</b>	
<b>CEO Alliance</b>					
<b>Internal Audit</b>					
Expenditure - Cash	109,402	116,057	(6,655)	(6.1%)	✗
Internal Allocation	55,936	48,069	7,867	14.1%	✓ Under allocation from council house maintenance.
<b>Net Operating Result after Allocations</b>	<b>165,338</b>	<b>164,126</b>	<b>1,212</b>	<b>0.7%</b>	
<b>CEO Alliance</b>					
<b>Advocacy and Inter-Govt Relations</b>					
Expenditure - Cash	67,854	204,586	(136,732)	(201.5%)	✗ Contract settlement.
Internal Allocation	25,954	23,274	2,680	10.3%	✓
<b>Net Operating Result after Allocations</b>	<b>93,808</b>	<b>227,860</b>	<b>(134,052)</b>	<b>(142.9%)</b>	
<b>CEO Alliance</b>					
<b>Stakeholder Management</b>					
Expenditure - Cash	13,409	11,458	1,951	14.5%	✓
Internal Allocation	8,785	8,426	359	4.1%	✓
<b>Net Operating Result after Allocations</b>	<b>22,194</b>	<b>19,884</b>	<b>2,310</b>	<b>10.4%</b>	
<b>CEO Alliance</b>					
<b>Risk Management</b>					
Expenditure - Cash	59,342	41,972	17,370	29.3%	✓ Timing variance business continuity testing and risk management roadmap.
Internal Allocation	23,346	22,186	1,160	5.0%	✓ Council House maintenance under allocation
<b>Net Operating Result after Allocations</b>	<b>82,688</b>	<b>64,158</b>	<b>18,530</b>	<b>22.4%</b>	
<b>CEO Alliance</b>					
<b>Business Continuity</b>					
Expenditure - Cash	41,701	41,621	80	0.2%	✓
Internal Allocation	24,358	23,426	932	3.8%	✓
<b>Net Operating Result after Allocations</b>	<b>66,059</b>	<b>65,047</b>	<b>1,012</b>	<b>1.5%</b>	
<b>CEO Alliance</b>					



## Core Services Year to Date Variances as at 30 November 2020

Description	YTD Budget	YTD Actuals	YTD Variance	YTD Variance %	Comments
<b>Communications</b>					
Expenditure - Cash	275,494	236,950	38,544	14.0%	✔ Timing variance, previous vacancy and reduced working reduced hours for some staff. Engagement with Agency to cover the underspend.
Internal Allocation	132,620	121,090	11,530	8.7%	✔
<b>Net Operating Result after Allocations</b>	<b>408,114</b>	<b>358,040</b>	<b>50,074</b>	<b>12.3%</b>	
<b>CEO Alliance</b>					
<b>Creative Services</b>					
Expenditure - Cash	225,956	182,310	43,646	19.3%	✔ Timing variance in subscriptions for Digital Asset Management Cloud Storage
Internal Allocation	97,166	88,877	8,289	8.5%	✔
<b>Net Operating Result after Allocations</b>	<b>323,122</b>	<b>271,187</b>	<b>51,935</b>	<b>16.1%</b>	
<b>CEO Alliance</b>					
<b>Digital Channels</b>					
Expenditure - Cash	334,298	387,349	(53,051)	(15.9%)	✘ Timing variance related to website consultancy and contractors budget to be adjusted at mid year review.
Internal Allocation	95,798	87,785	8,013	8.4%	✔
<b>Net Operating Result after Allocations</b>	<b>430,096</b>	<b>475,134</b>	<b>(45,038)</b>	<b>(10.5%)</b>	
<b>CEO Alliance</b>					
<b>Executive Administrative Services</b>					
Expenditure - Cash	4,639	129,917	(125,278)	(2,700.5%)	✘ Realignment of Services
<b>Net Operating Result after Allocations</b>	<b>4,639</b>	<b>129,917</b>	<b>(125,278)</b>	<b>(2,700.5%)</b>	
<b>CEO Alliance</b>					
<b>Governance</b>					
Expenditure - Cash	1,008,792	656,574	352,218	34.9%	✔ Timing variance, budget for elected members to be transferred to Executive services at the mid year budget review.
Expenditure - non Cash	1,274	0	1,274	100.0%	✔
Internal Allocation	203,264	184,530	18,734	9.2%	✔ Under allocation mainly from legal services, corporate services administration and council house maintenance.
<b>Net Operating Result after Allocations</b>	<b>1,213,330</b>	<b>841,104</b>	<b>372,226</b>	<b>30.7%</b>	
<b>CEO Alliance</b>					
<b>Policy Development</b>					
Expenditure - Cash	44,125	14,729	29,396	66.6%	✔ Previous vacancy.
Internal Allocation	44,760	41,423	3,337	7.5%	✔ Under allocation mainly from business systems and corporate service alliance admin.
<b>Net Operating Result after Allocations</b>	<b>88,885</b>	<b>56,152</b>	<b>32,733</b>	<b>36.8%</b>	
<b>CEO Alliance</b>					
<b>Legal Services</b>					
Expenditure - Cash	281,678	225,753	55,925	19.9%	✔ Vacant position
Internal Recovery	(291,407)	(232,216)	(59,191)	(20.3%)	✘ Under recovery due to vacant position.
Internal Allocation	8,799	6,479	2,320	26.4%	✔ Mainly related to reduced recovery for council house maintenance.



## Core Services Year to Date Variances as at 30 November 2020

Description	YTD Budget	YTD Actuals	YTD Variance	YTD Variance %	Comments
Net Operating Result after Allocations	(930)	16	(946)	101.7%	
<b>CEO Alliance</b>					
<b>Civic and Hospitality Services</b>					
Expenditure - Cash	96,681	134,444	(37,763)	(39.1%)	✘ Variance related to Council Elections, budget resides in another sub service.
Internal Recovery	0	(14,939)	14,939	0.0%	⚠ Budget for internal catering services to be addressed at the mid year budget review.
Internal Allocation	72,045	65,042	7,003	9.7%	✔
Net Operating Result after Allocations	168,726	184,547	(15,821)	(9.4%)	
<b>CEO Alliance</b>					
<b>Citizenship</b>					
Expenditure - Cash	70,047	23,010	47,037	67.2%	✔ Timing variance related to citizenship ceremonies.
Internal Allocation	34,821	33,102	1,719	4.9%	✔
Net Operating Result after Allocations	104,868	56,112	48,756	46.5%	
<b>CEO Alliance</b>					
<b>Internal Printing Services</b>					
Expenditure - Cash	40,343	24,392	15,951	39.5%	✔ Timing variance for printer maintenance.
Expenditure - non Cash	0	1,270	(1,270)	0.0%	⚠
Internal Recovery	0	(17,629)	17,629	0.0%	⚠ Recovery for the cost of service from internal printing requests. This budget will be addressed at the mid year review.
Internal Allocation	14,228	13,494	734	5.2%	✔
Net Operating Result after Allocations	54,571	21,527	33,044	60.6%	
<b>CEO Alliance</b>					
<b>Council Support</b>					
Expenditure - Cash	3,255	72,020	(68,765)	(2,112.6%)	✘ Budget for Council Support to be addressed at the mid year budget review, due to realignment of services.
Internal Allocation	0	13	(13)	0.0%	⚠
Net Operating Result after Allocations	3,255	72,033	(68,778)	(2,113.0%)	
<b>Corporate Services Alliance</b>					
<b>Integrated Strategic Planning</b>					
Expenditure - Cash	146,839	68,721	78,118	53.2%	✔ Timing variance on Consultancy on Strategic Community Plan
Internal Allocation	23,516	22,141	1,375	5.8%	✔
Net Operating Result after Allocations	170,355	90,862	79,493	46.7%	
<b>Corporate Services Alliance</b>					
<b>Corporate Recovery</b>					
Expenditure - Cash	31,965	52,475	(20,510)	(64.2%)	✘ Timing variance in consultancy expenses.
Internal Allocation	18,951	17,630	1,321	7.0%	✔
Net Operating Result after Allocations	50,916	70,105	(19,189)	(37.7%)	
<b>Corporate Services Alliance</b>					



## Core Services Year to Date Variances as at 30 November 2020

Description	YTD Budget	YTD Actuals	YTD Variance	YTD Variance %	Comments
<b>Integrated Corporate Performance</b>					
Expenditure - Cash	43,018	44,644	(1,626)	(3.8%)	✗
Internal Allocation	13,273	13,131	142	1.1%	✓
<b>Net Operating Result after Allocations</b>	<b>56,291</b>	<b>57,775</b>	<b>(1,484)</b>	<b>(2.6%)</b>	
<b>Corporate Services Alliance</b>					
<b>Organisational Capability</b>					
Expenditure - Cash	119,779	45,371	74,408	62.1%	✓ Timing variance in consultancy for organisational culture program.
Internal Allocation	8,837	9,202	(365)	(4.1%)	✗
<b>Net Operating Result after Allocations</b>	<b>128,616</b>	<b>54,573</b>	<b>74,043</b>	<b>57.6%</b>	
<b>Corporate Services Alliance</b>					
<b>Organisational Systems Improvement</b>					
Expenditure - Cash	60,898	61,929	(1,031)	(1.7%)	✗
Internal Allocation	11,770	11,612	158	1.3%	✓
<b>Net Operating Result after Allocations</b>	<b>72,668</b>	<b>73,541</b>	<b>(873)</b>	<b>(1.2%)</b>	
<b>Corporate Services Alliance</b>					
<b>Project Management Office</b>					
Expenditure - Cash	176,689	144,078	32,611	18.5%	✓ Timing variance in staff training and staff salary due to unpaid leave taken.
Internal Allocation	138,512	132,655	5,857	4.2%	✓
<b>Net Operating Result after Allocations</b>	<b>315,201</b>	<b>276,733</b>	<b>38,468</b>	<b>12.2%</b>	
<b>Corporate Services Alliance</b>					
<b>Corporate Service Alliance Admin</b>					
Expenditure - Cash	284,924	224,331	60,593	21.3%	✓ Timing variance across stationery, catering ,printing, staff salary and consultancy.
Internal Recovery	(318,259)	(251,148)	(67,111)	(21.1%)	✗ Under recovery due to timing variance across stationery, catering ,printing, staff salary and consultancy.
Internal Allocation	33,335	26,817	6,518	19.6%	✓ Under allocation from council house maintenance.
<b>Net Operating Result after Allocations</b>	<b>0</b>	<b>0</b>	<b>0</b>	<b>0.0%</b>	
<b>Corporate Services Alliance</b>					
<b>Strategic Finance</b>					
Expenditure - Cash	688,340	687,064	1,276	0.2%	✓
Internal Recovery	(843,166)	(814,717)	(28,449)	(3.4%)	✗
Internal Allocation	152,874	127,653	25,221	16.5%	✓ Mainly related to reduced recovery for council house maintenance and corporate service alliance
<b>Net Operating Result after Allocations</b>	<b>(1,952)</b>	<b>0</b>	<b>(1,952)</b>	<b>100.0%</b>	
<b>Corporate Services Alliance</b>					
<b>ICT Governance and Architecture</b>					
Expenditure - Cash	256,418	219,250	37,168	14.5%	✓ Vacancy
Internal Recovery	(322,537)	(269,723)	(52,814)	(16.4%)	✗ Under recovery due to telecommunication charges and underspent staff salaries.
Internal Allocation	66,119	50,473	15,646	23.7%	✓ Under allocation from council house maintenance and corporate services administration.



## Core Services Year to Date Variances as at 30 November 2020

Description	YTD Budget	YTD Actuals	YTD Variance	YTD Variance %	Comments
Net Operating Result after Allocations	0	0	0	0.0%	
<b>Corporate Services Alliance</b>					
<b>Technology Infrastructure</b>					
Expenditure - Cash	1,291,417	1,131,972	159,445	12.3%	✓ Expenses provision for ICT network preventative maintenance and telecommunication charges is currently under review. The variance is also affected by timing of software licenses as extra 1 year licenses purchased during Covid will expire in March.
Expenditure - non Cash	351,919	296,990	54,929	15.6%	✓ Depreciation budget to be revised at mid year review to include newly capitalised assets.
Internal Recovery	(1,689,499)	(1,463,183)	(226,316)	(13.4%)	✗ Under recovery due to timing variance in consultancy provision on network system support, security, system software and telecommunication charges.
Internal Allocation	46,162	35,232	10,930	23.7%	✓ Under allocation from corporate services alliance and council house maintenance.
Net Operating Result after Allocations	(1)	1,011	(1,012)	101200.0%	
<b>Corporate Services Alliance</b>					
<b>Technology Service and Support</b>					
Expenditure - Cash	479,105	432,896	46,209	9.6%	✓ Previous vacancy and \$43K timing variance in provision of asset purchase for desktops, meeting rooms and phones.
Expenditure - non Cash	232,751	293,764	(61,013)	(26.2%)	✗ Depreciation budget to be revised at mid year review to include newly capitalised assets.
Internal Recovery	(753,644)	(703,431)	(50,213)	(6.7%)	✗ Under recovery as a result of timing variance due to contingency provision for minor hardware.
Internal Allocation	41,788	30,990	10,798	25.8%	✓ Mainly related to reduced recovery for council house maintenance.
Net Operating Result after Allocations	0	54,219	(54,219)	0.0%	
<b>Corporate Services Alliance</b>					
<b>Business Systems</b>					
Expenditure - Cash	1,213,129	1,126,572	86,557	7.1%	✓ Timing variance consultancy provision for upgrade and software licenses.
Expenditure - non Cash	416,149	643,147	(226,998)	(54.5%)	✗ Depreciation budget to be revised at mid year review to include newly capitalised assets.
Internal Recovery	(1,671,198)	(1,800,760)	129,562	7.8%	✓ Over recovery mostly related to depreciation.
Internal Allocation	41,920	31,041	10,879	26.0%	✓ Under allocation from council house maintenance.
Net Operating Result after Allocations	0	0	0	0.0%	
<b>Corporate Services Alliance</b>					
<b>Insight and Technology Solutions</b>					
Expenditure - Cash	776,607	735,959	40,648	5.2%	✓ Timing variance in consultancy for report writing and 0.5 FTE vacancy.
Expenditure - non Cash	0	14,647	(14,647)	0.0%	! Depreciation for Smart City infrastructure has been budgeted is in sub service Technology Infrastructure.
Internal Recovery	(858,910)	(811,735)	(47,175)	(5.5%)	✗ Under recovery due timing variance in materials and contracts as well as staff vacancy.
Internal Allocation	82,303	61,129	21,174	25.7%	✓ Mainly related to under recovery for council house maintenance.
Net Operating Result after Allocations	0	0	0	0.0%	
<b>Corporate Services Alliance</b>					
<b>Financial Accounting</b>					
Revenue - Cash	(64,293)	(278,893)	214,600	333.8%	✓ Timing variance, advanced payment for local road and assistance grants.
Revenue - non Cash	(145,835)	0	(145,835)	(100.0%)	✗ Timing variance sale of land at Tamala park.
Expenditure - Cash	383,092	377,091	6,001	1.6%	✓
Expenditure - non Cash	0	(2,170)	2,170	0.0%	!



## Core Services Year to Date Variances as at 30 November 2020

Description	YTD Budget	YTD Actuals	YTD Variance	YTD Variance %	Comments
Internal Recovery	(545,814)	(520,112)	(25,702)	(4.7%)	✗ Under recovery mainly due to timing variance in the sale of Tamala Park land
Internal Allocation	168,972	152,445	16,527	9.8%	✓ Mainly timing variance in allocations from corporate services administration and council house maintenance.
<b>Net Operating Result after Allocations</b>	<b>(203,878)</b>	<b>(271,639)</b>	<b>67,761</b>	<b>(33.2%)</b>	
<b>Corporate Services Alliance</b>					
<b>Transactional Accounting</b>					
Expenditure - Cash	236,508	300,351	(63,843)	(27.0%)	✗ Contract settlement.
Internal Recovery	(346,720)	(401,283)	54,563	15.7%	✓ Over recovery as result of contract settlement.
Internal Allocation	110,212	100,932	9,280	8.4%	✓
<b>Net Operating Result after Allocations</b>	<b>0</b>	<b>0</b>	<b>0</b>	<b>0.0%</b>	
<b>Corporate Services Alliance</b>					
<b>Revenue Services</b>					
Revenue - Cash	(100,404,778)	(101,438,635)	1,033,857	1.0%	✓ Revaluation investment income, interim rates raised for hotel and offices.
Expenditure - Cash	480,660	579,475	(98,815)	(20.6%)	✗ Colonial fund reclassified as revaluation of investment in expenses rather than revenue.
Internal Recovery	(1,865,074)	(2,133,147)	268,073	14.4%	✓ Timing variance of internal rates generation of City of Perth properties.
Internal Allocation	146,242	1,297,751	(1,151,509)	(787.4%)	✗ Timing variance related to internal rates commercial parking
<b>Net Operating Result after Allocations</b>	<b>(101,642,950)</b>	<b>(101,694,556)</b>	<b>51,606</b>	<b>(0.1%)</b>	
<b>Corporate Services Alliance</b>					
<b>Payroll</b>					
Expenditure - Cash	162,702	146,541	16,161	9.9%	✓ Timing variance due to no utilisation of agency staff.
Internal Recovery	(175,396)	(156,245)	(19,151)	(10.9%)	✗ Under recovery due to no utilisation of agency staff.
Internal Allocation	12,694	9,705	2,989	23.5%	✓ Under allocation from corporate services admin and council house maintenance.
<b>Net Operating Result after Allocations</b>	<b>0</b>	<b>1</b>	<b>(1)</b>	<b>0.0%</b>	
<b>Corporate Services Alliance</b>					
<b>Procurement</b>					
Expenditure - Cash	361,884	352,610	9,274	2.6%	✓
Internal Recovery	(467,800)	(447,853)	(19,947)	(4.3%)	✗
Internal Allocation	105,916	95,243	10,673	10.1%	✓ Allocation from Business Systems , Technology Infrastructure and Corporate Service Admin
<b>Net Operating Result after Allocations</b>	<b>0</b>	<b>0</b>	<b>0</b>	<b>0.0%</b>	
<b>Corporate Services Alliance</b>					
<b>Strategic HR Management</b>					
Expenditure - Cash	370,754	290,933	79,821	21.5%	✓ Timing variance in relation to staff organisational development courses and casual staff salaries.
Internal Recovery	(443,218)	(350,317)	(92,901)	(21.0%)	✗ Under recovery due to timing variance in relation to staff organisational development courses and casual staff salaries.
Internal Allocation	74,825	59,384	15,441	20.6%	✓ Mainly timing variance in allocations from legal services, corporate services administration and facilities maintenance.
<b>Net Operating Result after Allocations</b>	<b>2,361</b>	<b>0</b>	<b>2,361</b>	<b>100.0%</b>	
<b>Corporate Services Alliance</b>					



## Core Services Year to Date Variances as at 30 November 2020

Description	YTD Budget	YTD Actuals	YTD Variance	YTD Variance %	Comments
<b>Recruitment</b>					
Expenditure - Cash	238,251	182,204	56,047	23.5%	✔ Timing variance due to staff vacancies, recruitment cost and casual staff salaries.
Internal Recovery	(253,821)	(194,027)	(59,794)	(23.6%)	✘ Under recovery due to staff vacancies, recruitment cost and casual staff salaries.
Internal Allocation	15,570	11,823	3,747	24.1%	✔ Under allocation from corporate services admin and council house maintenance.
<b>Net Operating Result after Allocations</b>	<b>0</b>	<b>0</b>	<b>0</b>	<b>0.0%</b>	
<b>Corporate Services Alliance</b>					
<b>Employee Relations</b>					
Expenditure - Cash	320,617	177,804	142,813	44.5%	✔ Staff vacancies (2.8FTE).
Internal Recovery	(373,976)	(216,655)	(157,321)	(42.1%)	✘ Under recovery due to staff vacancies.
Internal Allocation	53,359	44,718	8,641	16.2%	✔ Mainly timing variance in allocations from legal services and fleet management.
<b>Net Operating Result after Allocations</b>	<b>0</b>	<b>5,867</b>	<b>(5,867)</b>	<b>0.0%</b>	
<b>Corporate Services Alliance</b>					
<b>Occupational Health and Safety</b>					
Expenditure - Cash	265,150	231,460	33,690	12.7%	✔ Timing variance in medical safety expense provision.
Internal Recovery	(279,793)	(212,071)	(67,722)	(24.2%)	✘ Under recovery due to timing variance in medical safety expense provision.
Internal Allocation	14,643	10,423	4,220	28.8%	✔
<b>Net Operating Result after Allocations</b>	<b>0</b>	<b>29,812</b>	<b>(29,812)</b>	<b>0.0%</b>	
<b>Corporate Services Alliance</b>					
<b>Commercial Property Management</b>					
Revenue - Cash	(1,721,418)	(1,392,135)	(329,283)	(19.1%)	✘ Lower income due to rental vacancies, rent free period and market rental revaluation.
Expenditure - Cash	291,589	880,586	(588,997)	(202.0%)	✘ Reallocation of budget from facilities maintenance to commercial properties to be addressed at the mid year budget review.
Expenditure - non Cash	2,924,425	2,898,447	25,978	0.9%	✔
Internal Recovery	(6,075,244)	(6,075,244)	0	0.0%	!
Internal Allocation	872,589	745,291	127,298	14.6%	✔ Under allocation from facilities maintenance charges.
<b>Net Operating Result after Allocations</b>	<b>(3,708,059)</b>	<b>(2,943,055)</b>	<b>(765,004)</b>	<b>20.6%</b>	
<b>Corporate Services Alliance</b>					
<b>Records Management</b>					
Revenue - Cash	0	(1,094)	1,094	0.0%	!
Expenditure - Cash	310,206	284,643	25,563	8.2%	✔ Timing variance across software application, archive rentals, postage and staff salary
Expenditure - non Cash	361	0	361	100.0%	✔
Internal Recovery	(462,571)	(410,241)	(52,330)	(11.3%)	✘ Under recovery due to timing variance in software application, archive rentals, postage and staff salary.
Internal Allocation	151,389	126,692	24,697	16.3%	✔ Mainly timing variance in under allocations from IT and council house maintenance.
<b>Net Operating Result after Allocations</b>	<b>(615)</b>	<b>0</b>	<b>(615)</b>	<b>100.0%</b>	
<b>Community Development Alliance</b>					
<b>Marketing</b>					
Expenditure - Cash	267,367	287,317	(19,950)	(7.5%)	✘
Internal Allocation	139,884	128,048	11,836	8.5%	✔





## Core Services Year to Date Variances as at 30 November 2020

Description	YTD Budget	YTD Actuals	YTD Variance	YTD Variance %	Comments
Net Operating Result after Allocations	407,251	415,365	(8,114)	(2.0%)	
<b>Community Development Alliance</b>					
<b>Community Development Alliance Admin</b>					
Expenditure - Cash	249,779	224,709	25,070	10.0%	✔ Mainly related to learning and development expenses and timing variance of materials & contracts.
Internal Recovery	(351,385)	(313,158)	(38,227)	(10.9%)	✘ Variance is related to Alliance admin recovery as result of delayed external expenditure.
Internal Allocation	101,606	88,900	12,706	12.5%	✔ Mainly related to reduced recovery for council house maintenance.
Net Operating Result after Allocations	0	451	(451)	0.0%	
<b>Community Development Alliance</b>					
<b>Customer Relationship Management</b>					
Revenue - Cash	(74,495)	(36,000)	(38,495)	(51.7%)	✘ Mainly relating to reduced hire charges banners and settlement enquiry fees.
Expenditure - Cash	616,756	544,342	72,414	11.7%	✔ Reduced expenditure due to cancellation of banners contractor expense as result of cancellations due to Covid.
Internal Recovery	(858,441)	(806,005)	(52,436)	(6.1%)	✘
Internal Allocation	333,726	294,876	38,850	11.6%	✔ Mainly reduced recovery for expenses relating to council house maintenance and IT allocation.
Net Operating Result after Allocations	17,546	(2,787)	20,333	115.9%	
<b>Community Development Alliance</b>					
<b>Community and Stakeholder Engagement</b>					
Expenditure - Cash	100,400	97,989	2,411	2.4%	✔
Internal Allocation	46,076	42,576	3,500	7.6%	✔
Net Operating Result after Allocations	146,476	140,565	5,911	4.0%	
<b>Community Development Alliance</b>					
<b>Community Planning</b>					
Expenditure - Cash	60,531	54,131	6,400	10.6%	✔ Mainly related to staff vacancy Community Development Officer (advertised for recruitment in October).
Internal Allocation	55,303	46,844	8,459	15.3%	✔ Mainly related to reduced recovery for council house maintenance.
Net Operating Result after Allocations	115,834	100,975	14,859	12.8%	
<b>Community Development Alliance</b>					
<b>Access and Inclusion</b>					
Expenditure - Cash	85,093	70,244	14,849	17.5%	✔ Related to staff member returning from maternity leave at reduced hours.
Internal Allocation	48,113	45,033	3,080	6.4%	✔
Net Operating Result after Allocations	133,206	115,277	17,929	13.5%	
<b>Community Development Alliance</b>					
<b>Aboriginal Engagement and Reconciliation</b>					
Expenditure - Cash	87,930	46,152	41,778	47.5%	✔ Related to staff vacancy Community Development Officer (advertised for recruitment in October).
Internal Allocation	34,934	33,415	1,519	4.3%	✔
Net Operating Result after Allocations	122,864	79,567	43,297	35.2%	



## Core Services Year to Date Variances as at 30 November 2020

Description	YTD Budget	YTD Actuals	YTD Variance	YTD Variance %	Comments
<b>Community Development Alliance</b>					
<b>Community Facilities</b>					
Revenue - Cash	(85,000)	(47,157)	(37,843)	(44.5%)	✗ Reduced revenue due to temporary closure Perth Town Hall as a result of Covid and re-opening at reduced capacity.
Revenue - non Cash	(1,188)	0	(1,188)	(100.0%)	✗ Timing variance estimated profit on disposal elevating platform.
Expenditure - Cash	191,497	141,201	50,296	26.3%	✓ Temporary closure Perth Town Hall due to Covid and re-opening at reduced capacity & savings in casual staff salaries.
Expenditure - non Cash	108,445	107,625	820	0.8%	✓
Internal Allocation	160,853	152,162	8,691	5.4%	✓
<b>Net Operating Result after Allocations</b>	<b>374,607</b>	<b>353,831</b>	<b>20,776</b>	<b>5.5%</b>	
<b>Community Development Alliance</b>					
<b>Children's Services</b>					
Revenue - Cash	(625,000)	(505,652)	(119,348)	(19.1%)	✗ Free child care initiative as part of City's Covid response and fewer child care enrolments to date.
Expenditure - Cash	694,941	592,125	102,816	14.8%	✓ Timing variance mainly related to timing of rental/outgoings expense, which is invoiced yearly. There has also been no year to date expenditure for agency staff as there are fewer child care enrolments.
Expenditure - non Cash	1,164	9,589	(8,425)	(723.8%)	✗ Variance mainly related to review of asset use/ownership by sub services following the implementation of new chart of accounts.
Internal Allocation	191,780	219,594	(27,814)	(14.5%)	✗ Mainly higher than budgeted recovery by facilities maintenance.
<b>Net Operating Result after Allocations</b>	<b>262,885</b>	<b>315,656</b>	<b>(52,771)</b>	<b>(20.1%)</b>	
<b>Community Development Alliance</b>					
<b>Seniors Services</b>					
Revenue - Cash	(200,000)	(171,904)	(28,096)	(14.0%)	✗ Temporary closure Community Centre due to Covid and re-opened at reduced capacity.
Expenditure - Cash	424,991	418,453	6,538	1.5%	✓
Expenditure - non Cash	98,869	21,461	77,408	78.3%	✓ Variance mainly related to review of asset use/ ownership by sub services following the implementation of new chart of accounts
Internal Allocation	102,009	132,594	(30,585)	(30.0%)	✗ Mainly higher than budgeted recovery by facilities maintenance.
<b>Net Operating Result after Allocations</b>	<b>425,869</b>	<b>400,604</b>	<b>25,265</b>	<b>5.9%</b>	
<b>Community Development Alliance</b>					
<b>Visitor Services</b>					
Revenue - Cash	(50,000)	(35,585)	(14,415)	(28.8%)	✗ Reduced income as result of temporary closure during Covid and re-opening of Rest Centre at reduced capacity.
Expenditure - Cash	429,287	387,605	41,682	9.7%	✓ Mainly related to lower year to date costs security services, uniforms and no year to date expenditure for contract staff.
Expenditure - non Cash	22,084	6,993	15,091	68.3%	✓ Variance mainly related to review of asset use/ownership by sub services following the implementation of new chart of accounts.
Internal Allocation	115,916	144,805	(28,889)	(24.9%)	✗ Mainly higher than budgeted recovery by facilities maintenance.
<b>Net Operating Result after Allocations</b>	<b>517,287</b>	<b>503,818</b>	<b>13,469</b>	<b>2.6%</b>	
<b>Community Development Alliance</b>					
<b>Community Support</b>					
Expenditure - Cash	38,034	13,367	24,667	64.9%	✓ Timing of community enhancement grants as well as learning and development expenses.
Internal Allocation	16,191	15,797	394	2.4%	✓
<b>Net Operating Result after Allocations</b>	<b>54,225</b>	<b>29,164</b>	<b>25,061</b>	<b>46.2%</b>	



## Core Services Year to Date Variances as at 30 November 2020

Description	YTD Budget	YTD Actuals	YTD Variance	YTD Variance %	Comments
<b>Community Development Alliance</b>					
<b>Volunteer Services</b>					
Expenditure - Cash	9,611	9,510	101	1.1%	✓
Internal Allocation	18,573	17,936	637	3.4%	✓
<b>Net Operating Result after Allocations</b>	<b>28,184</b>	<b>27,446</b>	<b>738</b>	<b>2.6%</b>	
<b>Community Development Alliance</b>					
<b>Homelessness Response</b>					
Expenditure - Cash	157,176	175,783	(18,607)	(11.8%)	✗ Related to prepaid annual expenses for hosted services, to be addressed at budget review.
Internal Allocation	76,351	71,940	4,411	5.8%	✓
<b>Net Operating Result after Allocations</b>	<b>233,527</b>	<b>247,723</b>	<b>(14,196)</b>	<b>(6.1%)</b>	
<b>Community Development Alliance</b>					
<b>LMDRF Coordination</b>					
Expenditure - Cash	7,666	7,441	225	2.9%	✓
Internal Allocation	6,895	7,102	(207)	(3.0%)	✗
<b>Net Operating Result after Allocations</b>	<b>14,561</b>	<b>14,543</b>	<b>18</b>	<b>0.1%</b>	
<b>Community Development Alliance</b>					
<b>Life long Learning and Development</b>					
Revenue - Cash	(69,335)	(27,313)	(42,022)	(60.6%)	✗ Library events running at reduced capacity due to Covid, some events are also not being charged fees to encourage attendance and reduced room hire bookings.
Expenditure - Cash	1,523,174	1,380,152	143,022	9.4%	✓ Mainly relating to insurance payout \$134K for damaged glass panel. The remainder of variance is related to utilities and materials and contracts timing of expenses.
Expenditure - non Cash	449,364	490,252	(40,888)	(9.1%)	✗ Variance mainly related to review of asset use/ownership by sub services following the implementation of new chart of accounts.
Internal Recovery	0	(218)	218	0.0%	!
Internal Allocation	447,791	425,948	21,843	4.9%	✓
<b>Net Operating Result after Allocations</b>	<b>2,350,994</b>	<b>2,268,821</b>	<b>82,173</b>	<b>3.5%</b>	
<b>Community Development Alliance</b>					
<b>Cultural Development</b>					
Expenditure - Cash	177,261	97,570	79,691	45.0%	✓ Timing variance related to Northbridge screen curation and cultural exchange programs postponed due to Covid.
Internal Allocation	82,662	70,108	12,554	15.2%	✓ Mainly related to reduced recovery for council house maintenance.
<b>Net Operating Result after Allocations</b>	<b>259,923</b>	<b>167,678</b>	<b>92,245</b>	<b>35.5%</b>	
<b>Community Development Alliance</b>					
<b>Cultural Collections Management</b>					
Expenditure - Cash	352,573	317,473	35,100	10.0%	✓ Timing variance related to collection management of conservation art and displays.
Internal Allocation	105,068	94,249	10,819	10.3%	✓ Mainly related to reduced recovery for council house maintenance.
<b>Net Operating Result after Allocations</b>	<b>457,641</b>	<b>411,722</b>	<b>45,919</b>	<b>10.0%</b>	
<b>Community Development Alliance</b>					



## Core Services Year to Date Variances as at 30 November 2020

Description	YTD Budget	YTD Actuals	YTD Variance	YTD Variance %	Comments
<b>Cultural Heritage Management</b>					
Revenue - Cash	0	(18)	18	0.0%	!
Expenditure - Cash	183,678	163,919	19,759	10.8%	✓ Timing variance related to contractor expenses for condition assessment and reporting services.
Internal Allocation	60,219	56,245	3,974	6.6%	✓
<b>Net Operating Result after Allocations</b>	<b>243,897</b>	<b>220,146</b>	<b>23,751</b>	<b>9.7%</b>	
<b>Community Development Alliance Heritage Policy</b>					
Expenditure - Cash	114,408	109,759	4,649	4.1%	✓
Internal Allocation	40,725	39,107	1,618	4.0%	✓
<b>Net Operating Result after Allocations</b>	<b>155,133</b>	<b>148,866</b>	<b>6,267</b>	<b>4.0%</b>	
<b>Community Development Alliance Place Activation</b>					
Expenditure - Cash	187,776	212,190	(24,414)	(13.0%)	✗ Mainly related to expenses timing variance Christmas lights trail, Christmas and New Years and art activations. All expenses are within annual budget.
Internal Allocation	86,915	80,038	6,877	7.9%	✓
<b>Net Operating Result after Allocations</b>	<b>274,691</b>	<b>292,228</b>	<b>(17,537)</b>	<b>(6.4%)</b>	
<b>Community Development Alliance Events Management</b>					
Expenditure - Cash	221,030	229,512	(8,482)	(3.8%)	✗
Internal Allocation	115,787	106,974	8,813	7.6%	✓
<b>Net Operating Result after Allocations</b>	<b>336,817</b>	<b>336,486</b>	<b>331</b>	<b>0.1%</b>	
<b>Community Development Alliance Sponsorships Grants and Donations</b>					
Expenditure - Cash	161,891	158,173	3,718	2.3%	✓
Internal Allocation	96,735	87,563	9,172	9.5%	✓
<b>Net Operating Result after Allocations</b>	<b>258,626</b>	<b>245,736</b>	<b>12,890</b>	<b>5.0%</b>	
<b>Community Development Alliance Ranger Services</b>					
Revenue - Cash	(36,800)	(49,673)	12,873	35.0%	✓ Favourable variance relates to the timing income from auction of impounded vehicles.
Expenditure - Cash	712,692	747,476	(34,784)	(4.9%)	✗
Expenditure - non Cash	14,294	6,961	7,333	51.3%	✓ Variance mainly related to review of asset use/ownership by sub services following the implementation of new chart of accounts.
Internal Allocation	293,801	337,672	(43,871)	(14.9%)	✗ Mainly relating to internal mileage allocations from fleet.
<b>Net Operating Result after Allocations</b>	<b>983,987</b>	<b>1,042,436</b>	<b>(58,449)</b>	<b>(5.9%)</b>	
<b>Community Development Alliance Surveillance Services</b>					
Revenue - Cash	(4,000)	(1,114)	(2,886)	(72.2%)	✗ Reduced revenue video footage fees and CCTV monitoring at events (mostly related to lower volume of events as result of Covid).



## Core Services Year to Date Variances as at 30 November 2020

Description	YTD Budget	YTD Actuals	YTD Variance	YTD Variance %	Comments
Expenditure - Cash	986,895	933,406	53,489	5.4%	✔ Lower CCTV maintenance requirements to October.
Expenditure - non Cash	266,026	290,785	(24,759)	(9.3%)	✘ Variance mainly related to review of asset use/ownership by sub services following the implementation of new chart of accounts.
Internal Allocation	341,317	300,153	41,164	12.1%	✔ Mainly relating to internal mileage allocations from fleet and allocations from Technology Infrastructure.
<b>Net Operating Result after Allocations</b>	<b>1,590,238</b>	<b>1,523,230</b>	<b>67,008</b>	<b>4.2%</b>	
<b>Community Development Alliance</b>					
<b>Community Safety</b>					
Revenue - Cash	(10,313)	0	(10,313)	(100.0%)	✘ First city youth grant paid in October, income receipt yet to be recognised.
Expenditure - Cash	105,255	89,818	15,437	14.7%	✔ First city youth grant paid in October (although budgeted earlier in the year, thus causing a timing variance). Employee costs are lower than budget due to annual leave utilisation paid from provision.
Internal Allocation	28,102	27,063	1,039	3.7%	✔
<b>Net Operating Result after Allocations</b>	<b>123,044</b>	<b>116,881</b>	<b>6,163</b>	<b>5.0%</b>	
<b>Community Development Alliance</b>					
<b>Emergency Management</b>					
Expenditure - Cash	64,119	55,340	8,779	13.7%	✔ Variance mainly related to timing of traffic management expenses as a result of lower event activity.
Internal Allocation	17,678	17,789	(111)	(0.6%)	✘
<b>Net Operating Result after Allocations</b>	<b>81,797</b>	<b>73,129</b>	<b>8,668</b>	<b>10.6%</b>	
<b>Community Development Alliance</b>					
<b>Obstruction Approvals</b>					
Revenue - Cash	(129,165)	(120,140)	(9,025)	(7.0%)	✘
Expenditure - Cash	149,275	140,501	8,774	5.9%	✔
Internal Allocation	131,922	118,904	13,018	9.9%	✔ Mainly relating to recovery for expenses council house maintenance.
<b>Net Operating Result after Allocations</b>	<b>152,032</b>	<b>139,265</b>	<b>12,767</b>	<b>8.4%</b>	
<b>Community Development Alliance</b>					
<b>Event Approvals</b>					
Revenue - Cash	(54,260)	(102,006)	47,746	88.0%	✔ Higher than anticipated hire charges reserves.
Expenditure - Cash	269,922	242,361	27,561	10.2%	✔ Mainly related to a staff secondment to another area and long service leave utilisation.
Internal Allocation	122,179	110,863	11,316	9.3%	✔
<b>Net Operating Result after Allocations</b>	<b>337,841</b>	<b>251,218</b>	<b>86,623</b>	<b>25.6%</b>	
<b>Community Development Alliance</b>					
<b>Activity Approvals Compliance</b>					
Revenue - Cash	0	(6,801)	6,801	0.0%	⚠ Revenue to be realigned to Health Approvals.
Expenditure - Cash	143,034	121,498	21,536	15.1%	✔ Under expenditure relates to staff vacancies as well as yet to be utilised staff learning and development requirements.



## Core Services Year to Date Variances as at 30 November 2020

Description	YTD Budget	YTD Actuals	YTD Variance	YTD Variance %	Comments
Expenditure - non Cash	3,128	0	3,128	100.0%	✔ Variance mainly related to review of asset use/ ownership by sub services following the implementation of new chart of accounts.
Internal Allocation	46,036	44,027	2,009	4.4%	✔
<b>Net Operating Result after Allocations</b>	<b>192,198</b>	<b>158,724</b>	<b>33,474</b>	<b>17.4%</b>	
<b>Community Development Alliance</b>					
<b>Health Approvals</b>					
Revenue - Cash	(439,500)	(42,973)	(396,527)	(90.2%)	✘ Delays in annual invoicing for eating and lodging house licences as well as food premises inspections.
Expenditure - Cash	379,593	328,622	50,971	13.4%	✔ Staff vacancies and annual leave utilisation costed to the provision.
Internal Allocation	174,957	161,232	13,725	7.8%	✔
<b>Net Operating Result after Allocations</b>	<b>115,050</b>	<b>446,881</b>	<b>(331,831)</b>	<b>(288.4%)</b>	
<b>Community Development Alliance</b>					
<b>Health Monitoring and Compliance</b>					
Revenue - Cash	(40,000)	(8,381)	(31,619)	(79.0%)	✘ Timing variance swimming pool registration and inspection fees.
Expenditure - Cash	575,456	449,464	125,992	21.9%	✔ Mainly related to timing contractor expenses for premises inspections.
Expenditure - non Cash	0	3,459	(3,459)	0.0%	!
Internal Allocation	157,029	148,259	8,770	5.6%	✔
<b>Net Operating Result after Allocations</b>	<b>692,485</b>	<b>592,801</b>	<b>99,684</b>	<b>14.4%</b>	
<b>Planning and Economic Development Alliance</b>					
<b>Planning and Economic Dev Alliance Admin</b>					
Expenditure - Cash	227,774	299,801	(72,027)	(31.6%)	✘ Unanticipated consultancy costs relating to the Alliance review. This increase in expenses is to be addressed at budget review.
Internal Recovery	(329,450)	(391,788)	62,338	18.9%	✔ Increased recovery from General Manager's admin sub service as result of consultancy expenses Alliance review.
Internal Allocation	101,675	91,987	9,688	9.5%	✔
<b>Net Operating Result after Allocations</b>	<b>(1)</b>	<b>0</b>	<b>(1)</b>	<b>100.0%</b>	
<b>Planning and Economic Development Alliance</b>					
<b>City Design Studio</b>					
Expenditure - Cash	111,683	90,941	20,742	18.6%	✔ Staff vacancy.
Internal Allocation	76,005	72,852	3,153	4.1%	✔
<b>Net Operating Result after Allocations</b>	<b>187,688</b>	<b>163,793</b>	<b>23,895</b>	<b>12.7%</b>	
<b>Planning and Economic Development Alliance</b>					
<b>Urban Strategy and Policy</b>					
Expenditure - Cash	254,430	172,233	82,197	32.3%	✔ Staff vacancies and long service/annual leave utilisation.
Internal Allocation	127,407	113,790	13,617	10.7%	✔ Mainly related to reduced recovery for council house maintenance.
<b>Net Operating Result after Allocations</b>	<b>381,837</b>	<b>286,023</b>	<b>95,814</b>	<b>25.1%</b>	
<b>Planning and Economic Development Alliance</b>					



## Core Services Year to Date Variances as at 30 November 2020

Description	YTD Budget	YTD Actuals	YTD Variance	YTD Variance %	Comments
<b>Planning Schemes and Planning Policy</b>					
Expenditure - Cash	233,680	213,513	20,167	8.6%	✔ Staff vacancies.
Internal Allocation	76,608	75,985	623	0.8%	✔
<b>Net Operating Result after Allocations</b>	<b>310,288</b>	<b>289,498</b>	<b>20,790</b>	<b>6.7%</b>	
<b>Planning and Economic Development Alliance</b>					
<b>Neighbourhood Planning and Renewal</b>					
Expenditure - Cash	267,143	178,911	88,232	33.0%	✔ Staff vacancies and long service/annual leave utilisation.
Internal Allocation	92,846	91,895	951	1.0%	✔
<b>Net Operating Result after Allocations</b>	<b>359,989</b>	<b>270,806</b>	<b>89,183</b>	<b>24.8%</b>	
<b>Planning and Economic Development Alliance</b>					
<b>Heritage Planning</b>					
Expenditure - Cash	33,719	30,992	2,727	8.1%	✔
Internal Allocation	28,772	28,265	507	1.8%	✔
<b>Net Operating Result after Allocations</b>	<b>62,491</b>	<b>59,257</b>	<b>3,234</b>	<b>5.2%</b>	
<b>Planning and Economic Development Alliance</b>					
<b>City Research</b>					
Expenditure - Cash	117,707	64,086	53,621	45.6%	✔ Staff vacancy and long service leave.
Internal Allocation	50,331	49,804	527	1.0%	✔
<b>Net Operating Result after Allocations</b>	<b>168,038</b>	<b>113,890</b>	<b>54,148</b>	<b>32.2%</b>	
<b>Planning and Economic Development Alliance</b>					
<b>Development Assessment</b>					
Revenue - Cash	(141,665)	(107,340)	(34,325)	(24.2%)	✘ Subdued market conditions and continuing waiver of fees until December as part of the City's Covid response.
Expenditure - Cash	404,013	349,679	54,334	13.4%	✔ Staff vacancies.
Internal Allocation	248,307	233,936	14,371	5.8%	✔
<b>Net Operating Result after Allocations</b>	<b>510,655</b>	<b>476,275</b>	<b>34,380</b>	<b>6.7%</b>	
<b>Planning and Economic Development Alliance</b>					
<b>Development Compliance</b>					
Expenditure - Cash	120,215	107,322	12,893	10.7%	✔ Staff vacancies as well as underutilised learning and development budget.
Internal Allocation	67,096	64,243	2,853	4.3%	✔
<b>Net Operating Result after Allocations</b>	<b>187,311</b>	<b>171,565</b>	<b>15,746</b>	<b>8.4%</b>	
<b>Planning and Economic Development Alliance</b>					
<b>Building Approvals</b>					
Revenue - Cash	(275,100)	(211,454)	(63,646)	(23.1%)	✘ Building applications lower than expected due to COVID, conditions are improving.
Expenditure - Cash	372,633	298,582	74,051	19.9%	✔ Staff vacancy, Principal Building Surveyor hired during the month.
Internal Allocation	191,415	185,207	6,208	3.2%	✔
<b>Net Operating Result after Allocations</b>	<b>288,948</b>	<b>272,335</b>	<b>16,613</b>	<b>5.7%</b>	



## Core Services Year to Date Variances as at 30 November 2020

Description	YTD Budget	YTD Actuals	YTD Variance	YTD Variance %	Comments
<b>Planning and Economic Development Alliance</b>					
<b>Building Compliance</b>					
Expenditure - Cash	143,072	124,662	18,410	12.9%	✔ Staff vacancy, Principal Building Surveyor hired during the month.
Internal Allocation	81,114	76,838	4,276	5.3%	✔
<b>Net Operating Result after Allocations</b>	<b>224,186</b>	<b>201,500</b>	<b>22,686</b>	<b>10.1%</b>	
<b>Planning and Economic Development Alliance</b>					
<b>Public Realm Concept Design</b>					
Expenditure - Cash	750,663	660,077	90,586	12.1%	✔ Staff vacancies.
Internal Recovery	(20,000)	(590)	(19,410)	(97.1%)	✘ Timing of internal staff allocation to capital projects.
Internal Allocation	311,141	299,469	11,672	3.8%	✔
<b>Net Operating Result after Allocations</b>	<b>1,041,804</b>	<b>958,956</b>	<b>82,848</b>	<b>8.0%</b>	
<b>Planning and Economic Development Alliance</b>					
<b>Transport Planning</b>					
Expenditure - Cash	375,976	295,536	80,440	21.4%	✔ Timing variance related to transport modelling service not requiring consulting expenditure to date.
Expenditure - non Cash	1,249	1,248	1	0.1%	✔
Internal Recovery	(1,636)	0	(1,636)	(100.0%)	✘
Internal Allocation	190,738	181,094	9,644	5.1%	✔
<b>Net Operating Result after Allocations</b>	<b>566,327</b>	<b>477,878</b>	<b>88,449</b>	<b>15.6%</b>	
<b>Planning and Economic Development Alliance</b>					
<b>Traffic Management Approvals</b>					
Expenditure - Cash	30,232	30,524	(292)	(1.0%)	✘
Internal Allocation	50,484	49,562	922	1.8%	✔
<b>Net Operating Result after Allocations</b>	<b>80,716</b>	<b>80,086</b>	<b>630</b>	<b>0.8%</b>	
<b>Planning and Economic Development Alliance</b>					
<b>Sector Development</b>					
Expenditure - Cash	327,233	254,065	73,168	22.4%	✔ Timing variance related to Sector Development tender completed in August. \$50K awarded in September and work has commenced. Additional \$30K has been assessed for awarding contract.
Internal Allocation	112,615	103,312	9,303	8.3%	✔
<b>Net Operating Result after Allocations</b>	<b>439,848</b>	<b>357,377</b>	<b>82,471</b>	<b>18.7%</b>	
<b>Planning and Economic Development Alliance</b>					
<b>Investment and Attraction</b>					
Expenditure - Cash	108,193	93,621	14,572	13.5%	✔ Staff vacancy.
Internal Recovery	(40,209)	0	(40,209)	(100.0%)	✘ No capital recovery of staff time allocated to smart cities projects to date.
Internal Allocation	39,429	38,948	481	1.2%	✔
<b>Net Operating Result after Allocations</b>	<b>107,413</b>	<b>132,569</b>	<b>(25,156)</b>	<b>(23.4%)</b>	
<b>Planning and Economic Development Alliance</b>					





## Core Services Year to Date Variances as at 30 November 2020

Description	YTD Budget	YTD Actuals	YTD Variance	YTD Variance %	Comments
<b>Economic Modelling and Analysis</b>					
Expenditure - Cash	142,723	100,752	41,971	29.4%	✔ \$18k related to staff vacancy and \$23k related to subscription expenses.
Internal Allocation	72,929	69,950	2,979	4.1%	✔
<b>Net Operating Result after Allocations</b>	<b>215,652</b>	<b>170,702</b>	<b>44,950</b>	<b>20.8%</b>	
<b>Planning and Economic Development Alliance</b>					
<b>Business Support</b>					
Expenditure - Cash	162,175	159,325	2,850	1.8%	✔
Internal Allocation	69,225	68,625	600	0.9%	✔
<b>Net Operating Result after Allocations</b>	<b>231,400</b>	<b>227,950</b>	<b>3,450</b>	<b>1.5%</b>	
<b>Planning and Economic Development Alliance</b>					
<b>International Engagement</b>					
Expenditure - Cash	167,202	183,643	(16,441)	(9.8%)	✘ \$9k related to temporary additional staff requirement.
Internal Allocation	58,081	55,959	2,122	3.7%	✔
<b>Net Operating Result after Allocations</b>	<b>225,283</b>	<b>239,602</b>	<b>(14,319)</b>	<b>(6.4%)</b>	
<b>Infrastructure and Operations Alliance</b>					
<b>Infrastructure Design</b>					
Expenditure - Cash	334,807	289,410	45,397	13.6%	✔ Staff vacancy.
Internal Recovery	0	(45,325)	45,325	0.0%	⚠ Unbudgeted recovery of staff timesheets posted to capital projects.
Internal Allocation	96,480	85,226	11,254	11.7%	✔ Mainly related to reduced recovery council house maintenance.
<b>Net Operating Result after Allocations</b>	<b>431,287</b>	<b>329,311</b>	<b>101,976</b>	<b>23.6%</b>	
<b>Infrastructure and Operations Alliance</b>					
<b>Building Design</b>					
Expenditure - Cash	9,782	9,415	367	3.8%	✔
Internal Allocation	17,991	16,961	1,030	5.7%	✔
<b>Net Operating Result after Allocations</b>	<b>27,773</b>	<b>26,376</b>	<b>1,397</b>	<b>5.0%</b>	
<b>Infrastructure and Operations Alliance</b>					
<b>Infrastructure and Ops Alliance Admin</b>					
Expenditure - Cash	269,323	242,243	27,080	10.1%	✔ Savings ad timing variance across printing, stationary, travel and staff training.
Internal Recovery	(391,845)	(349,441)	(42,404)	(10.8%)	✘ Reduced recovery due to reduced cash expenditure as noted above.
Internal Allocation	122,522	107,218	15,304	12.5%	✔ Mainly related to reduced recovery council house maintenance.
<b>Net Operating Result after Allocations</b>	<b>0</b>	<b>20</b>	<b>(20)</b>	<b>0.0%</b>	
<b>Infrastructure and Operations Alliance</b>					
<b>Strategic Asset Planning</b>					
Expenditure - Cash	352,793	266,778	86,015	24.4%	✔ \$58k related to staff vacancy and the remaining variance related timing of valuation and consultancy fees.
Internal Allocation	186,854	175,351	11,503	6.2%	✔
<b>Net Operating Result after Allocations</b>	<b>539,647</b>	<b>442,129</b>	<b>97,518</b>	<b>18.1%</b>	



## Core Services Year to Date Variances as at 30 November 2020

Description	YTD Budget	YTD Actuals	YTD Variance	YTD Variance %	Comments
<b>Infrastructure and Operations Alliance</b>					
<b>Asset Performance Management</b>					
Expenditure - Cash	104,334	91,530	12,804	12.3%	✔ Staff vacancy.
Internal Allocation	56,720	55,299	1,421	2.5%	✔
<b>Net Operating Result after Allocations</b>	<b>161,054</b>	<b>146,829</b>	<b>14,225</b>	<b>8.8%</b>	
<b>Infrastructure and Operations Alliance</b>					
<b>Infrastructure Maintenance</b>					
Revenue - Cash	(42,917)	(6,250)	(36,667)	(85.4%)	✘ Timing variance related to Main Roads direct grant.
Expenditure - Cash	1,376,727	886,072	490,655	35.6%	✔ \$111k related to staff vacancies and remaining variance related to timing of planned works.
Expenditure - non Cash	5,515,523	5,834,406	(318,883)	(5.8%)	✘ Variance mainly related to review of asset use/ownership by sub services following the implementation of new chart of accounts.
Internal Recovery	(421,904)	(405,340)	(16,564)	(3.9%)	✘ Lower than anticipated recovery of staff time.
Internal Allocation	873,755	801,501	72,254	8.3%	✔ Lower than anticipated allocation of staff time.
<b>Net Operating Result after Allocations</b>	<b>7,301,184</b>	<b>7,110,389</b>	<b>190,795</b>	<b>2.6%</b>	
<b>Infrastructure and Operations Alliance</b>					
<b>Facility Maintenance</b>					
Revenue - Cash	0	(2,048)	2,048	0.0%	! Resource capacity issues for planned and reactive maintenance invoice delays make up \$718k of the variance. \$492k relates to a pending transfer of budget expenses to commercial property. The remainder of the variance is timing related.
Expenditure - Cash	3,857,221	2,556,248	1,300,973	33.7%	✔ Variance mainly related to review of asset use/ownership by sub services following the implementation of new chart of accounts.
Expenditure - non Cash	1,631,577	1,433,851	197,726	12.1%	✔
Internal Recovery	(3,712,819)	(2,817,329)	(895,490)	(24.1%)	✘ Reduced recovery due to reduced cash expenditure as noted above.
Internal Allocation	244,094	243,088	1,006	0.4%	✔
<b>Net Operating Result after Allocations</b>	<b>2,020,073</b>	<b>1,413,810</b>	<b>606,263</b>	<b>30.0%</b>	
<b>Infrastructure and Operations Alliance</b>					
<b>Electrical Maintenance</b>					
Revenue - Cash	0	(228)	228	0.0%	! \$106k related to staff vacancies and remainder related to timing variances for electrical and street lighting contractors.
Expenditure - Cash	775,673	652,578	123,095	15.9%	✔
Expenditure - non Cash	608,506	787,323	(178,817)	(29.4%)	✘ Variance mainly related to review of asset use/ownership by sub services following the implementation of new chart of accounts.
Internal Allocation	100,519	101,800	(1,281)	(1.3%)	✘
<b>Net Operating Result after Allocations</b>	<b>1,484,698</b>	<b>1,541,473</b>	<b>(56,775)</b>	<b>(3.8%)</b>	
<b>Infrastructure and Operations Alliance</b>					
<b>Public Furniture Maintenance</b>					
Revenue - Cash	(20,833)	0	(20,833)	(100.0%)	✘
Expenditure - Cash	343,521	271,484	72,037	21.0%	✔ \$39k related to position re-allocated internally and \$33k timing variance related to contractor expenses.



## Core Services Year to Date Variances as at 30 November 2020

Description	YTD Budget	YTD Actuals	YTD Variance	YTD Variance %	Comments
Expenditure - non Cash	412,852	487,681	(74,829)	(18.1%)	✘ Variance mainly related to review of asset use/ownership by sub services following the implementation of new chart of accounts.
Internal Recovery	(177,207)	(131,458)	(45,749)	(25.8%)	✘ Lower than anticipated recovery of staff time.
Internal Allocation	308,438	132,739	175,699	57.0%	✔ Lower than anticipated allocation of staff time and fleet management allocation.
<b>Net Operating Result after Allocations</b>	<b>866,771</b>	<b>760,446</b>	<b>106,325</b>	<b>12.3%</b>	
<b>Infrastructure and Operations Alliance</b>					
<b>Major Project Delivery</b>					
Expenditure - Cash	719,695	603,368	116,327	16.2%	✔ Staff vacancies.
Internal Recovery	(338,847)	(83,266)	(255,581)	(75.4%)	✘ Lower than anticipated recovery of staff time against capital projects.
Internal Allocation	358,374	325,119	33,255	9.3%	✔ Mainly timing variance related to allocations for council house maintenance and legal services allocations.
<b>Net Operating Result after Allocations</b>	<b>739,222</b>	<b>845,221</b>	<b>(105,999)</b>	<b>(14.3%)</b>	
<b>Infrastructure and Operations Alliance</b>					
<b>Parks Planning</b>					
Revenue - Cash	(163,346)	(155,535)	(7,811)	(4.8%)	✘
Expenditure - Cash	213,826	183,992	29,834	14.0%	✔ \$15k variance in materials and contracts and \$7k in indirect employee costs. Mostly related to timing.
Internal Allocation	122,332	108,236	14,096	11.5%	✔ Mainly reduced recovery for timing expenses council house.
<b>Net Operating Result after Allocations</b>	<b>172,812</b>	<b>136,693</b>	<b>36,119</b>	<b>20.9%</b>	
<b>Infrastructure and Operations Alliance</b>					
<b>Parks and Reserves Maintenance</b>					
Revenue - Cash	0	(4,097)	4,097	0.0%	!
Expenditure - Cash	3,288,160	2,752,304	535,856	16.3%	✔ \$173k related to staff vacancies and \$280k related to timing of contractor expenses to be incurred in the summer.
Expenditure - non Cash	460,894	425,321	35,573	7.7%	✔ Variance mainly related to review of asset use/ownership by sub services following the implementation of new chart of accounts.
Internal Recovery	(1,876,241)	(1,953,504)	77,263	4.1%	✔
Internal Allocation	2,558,083	2,613,682	(55,599)	(2.2%)	✘
<b>Net Operating Result after Allocations</b>	<b>4,430,896</b>	<b>3,833,706</b>	<b>597,190</b>	<b>13.5%</b>	
<b>Infrastructure and Operations Alliance</b>					
<b>Fleet Acquisition and Management</b>					
Revenue - Cash	(34,167)	(39,980)	5,813	17.0%	✔ Higher fuel tax credit revenue.
Revenue - non Cash	0	(93,938)	93,938	0.0%	! Unbudgeted profit on disposal of fleet and plant assets.
Expenditure - Cash	723,797	567,397	156,400	21.6%	✔ Materials and contracts \$132k under budget due to timing as well as saving fuel due to hybrid vehicle use (the latter being estimated at \$40k).
Expenditure - non Cash	551,938	717,722	(165,784)	(30.0%)	✘ Variance mainly related to review of asset use/ownership by sub services following the implementation of new chart of accounts.
Internal Recovery	(1,415,003)	(1,487,632)	72,629	5.1%	✔ Higher than anticipated recovery of staff time.
Internal Allocation	51,462	50,753	709	1.4%	✔
<b>Net Operating Result after Allocations</b>	<b>(121,973)</b>	<b>(285,678)</b>	<b>163,705</b>	<b>(134.2%)</b>	



## Core Services Year to Date Variances as at 30 November 2020

Description	YTD Budget	YTD Actuals	YTD Variance	YTD Variance %	Comments
<b>Infrastructure and Operations Alliance</b>					
<b>Depot Workshop Operations</b>					
Expenditure - Cash	249,826	190,432	59,394	23.8%	✔ \$20k underutilisation of agency staff and contractors and \$35k variance related to rates and taxes, contractors, catering and power (mostly due to timing and invoices to be processed).
Expenditure - non Cash	96,780	84,557	12,223	12.6%	✔ Variance mainly related to review of asset use/ownership by sub services following the implementation of new chart of accounts.
Internal Recovery	(187,168)	(128,332)	(58,836)	(31.4%)	✘ Under recovery due to lower than budgeted cash expenditure as noted above.
Internal Allocation	102,667	99,631	3,036	3.0%	✔
<b>Net Operating Result after Allocations</b>	<b>262,105</b>	<b>246,288</b>	<b>15,817</b>	<b>6.0%</b>	
<b>Infrastructure and Operations Alliance</b>					
<b>Mechanical Services</b>					
Expenditure - Cash	350,075	297,771	52,304	14.9%	✔ \$33k related to timing variance contractors and consultants and the remaining variance are savings in employee expenses due to vacancies.
Internal Recovery	(294,069)	(215,440)	(78,629)	(26.7%)	✘ Lower recovery of staff time due to vacancies.
Internal Allocation	396,726	302,842	93,884	23.7%	✔ Lower allocation of staff time due to vacancy and underutilisation of agency staff.
<b>Net Operating Result after Allocations</b>	<b>452,732</b>	<b>385,173</b>	<b>67,559</b>	<b>14.9%</b>	
<b>Infrastructure and Operations Alliance</b>					
<b>Waste Business Development</b>					
Revenue - Cash	(400)	(400)	0	0.0%	⚠
Expenditure - Cash	356,748	244,685	112,063	31.4%	✔ Staff vacancies and savings in advertising expenses.
Internal Allocation	110,755	98,905	11,850	10.7%	✔ Mainly reduced fleet allocations.
<b>Net Operating Result after Allocations</b>	<b>467,103</b>	<b>343,190</b>	<b>123,913</b>	<b>26.5%</b>	
<b>Infrastructure and Operations Alliance</b>					
<b>Waste Collection</b>					
Revenue - Cash	(9,610,402)	(9,611,199)	797	0.0%	✔
Expenditure - Cash	3,336,942	2,971,194	365,748	11.0%	✔ \$356k timing variance related to delay Container Deposit scheme due to Covid.
Internal Recovery	(1,075,852)	(1,220,413)	144,561	13.4%	✔ \$54k timing variance internal rubbish collection rates recovery and \$91k is a result of additional labour allocations.
Internal Allocation	1,885,883	2,039,756	(153,873)	(8.2%)	✘
<b>Net Operating Result after Allocations</b>	<b>(5,463,429)</b>	<b>(5,820,662)</b>	<b>357,233</b>	<b>(6.5%)</b>	
<b>Infrastructure and Operations Alliance</b>					
<b>Street Cleaning</b>					
Revenue - Cash	(14,851)	(12,913)	(1,938)	(13.0%)	✘
Expenditure - Cash	1,276,401	1,139,616	136,785	10.7%	✔ Staff vacancy \$50k, no utilisation of agency staff \$53k and \$30k savings in overtime.
Internal Recovery	(1,433,768)	(1,362,214)	(71,554)	(5.0%)	✘
Internal Allocation	2,218,351	1,912,939	305,412	13.8%	✔ Timing variance allocations of staff and fleet costs.
<b>Net Operating Result after Allocations</b>	<b>2,046,133</b>	<b>1,677,428</b>	<b>368,705</b>	<b>18.0%</b>	
<b>Infrastructure and Operations Alliance</b>					



## Core Services Year to Date Variances as at 30 November 2020

Description	YTD Budget	YTD Actuals	YTD Variance	YTD Variance %	Comments
<b>Graffiti Management</b>					
Expenditure - Cash	138,912	129,136	9,776	7.0%	✔
Internal Recovery	(159,146)	(199,483)	40,337	25.3%	✔ Higher than anticipated recovery of staff time.
Internal Allocation	230,480	272,378	(41,898)	(18.2%)	✘ Higher than anticipated allocation of staff time.
<b>Net Operating Result after Allocations</b>	<b>210,246</b>	<b>202,031</b>	<b>8,215</b>	<b>3.9%</b>	
<b>Infrastructure and Operations Alliance Parking Business Development</b>					
Expenditure - Cash	73,442	56,892	16,550	22.5%	✔ Staff vacancy.
Internal Recovery	(180,965)	(151,188)	(29,777)	(16.5%)	✘ Reduced recovery within parking as result of staff vacancy.
Internal Allocation	107,523	94,295	13,228	12.3%	✔ Mainly related to reduced recovery for council house maintenance.
<b>Net Operating Result after Allocations</b>	<b>0</b>	<b>(1)</b>	<b>1</b>	<b>0.0%</b>	
<b>Infrastructure and Operations Alliance Commercial Accounting</b>					
Revenue - Cash	0	(1,725)	1,725	0.0%	⚠
Expenditure - Cash	244,472	208,672	35,800	14.6%	✔ Staff vacancy.
Internal Recovery	(365,468)	(317,721)	(47,747)	(13.1%)	✘ Reduced recovery as result of staff vacancy and reduced internal allocations.
Internal Allocation	120,995	110,775	10,220	8.4%	✔
<b>Net Operating Result after Allocations</b>	<b>(1)</b>	<b>1</b>	<b>(2)</b>	<b>200.0%</b>	
<b>Infrastructure and Operations Alliance Off Street Parking</b>					
Revenue - Cash	(14,845,517)	(18,423,833)	3,578,316	24.1%	✔ Easing of Covid restrictions has resulted in higher revenue than anticipated. The increased revenue will be reflected in budget review.
Expenditure - Cash	7,908,249	7,527,927	380,322	4.8%	✔
Expenditure - non Cash	823,506	670,605	152,901	18.6%	✔ Variance mainly related to review of asset use/ownership by sub services following the implementation of new chart of accounts.
Internal Recovery	(1,770,168)	(1,801,011)	30,843	1.7%	✔
Internal Allocation	11,481,837	11,023,054	458,783	4.0%	✔
<b>Net Operating Result after Allocations</b>	<b>3,597,907</b>	<b>(1,003,258)</b>	<b>4,601,165</b>	<b>127.9%</b>	
<b>Infrastructure and Operations Alliance On Street Parking</b>					
Revenue - Cash	(5,701,394)	(5,912,489)	211,095	3.7%	✔
Expenditure - Cash	2,845,917	2,778,714	67,203	2.4%	✔
Expenditure - non Cash	196,439	85,024	111,415	56.7%	✔ Variance mainly related to review of asset use/ownership by sub services following the implementation of new chart of accounts.
Internal Recovery	(166,084)	51,949	(218,033)	(131.3%)	✘ The actual revenue within parking is greater than expenses and allocations for the month.
Internal Allocation	980,942	76,211	904,731	92.2%	✔ Reduced allocations from within parking due to lower than budgeted cash expenses.
<b>Net Operating Result after Allocations</b>	<b>(1,844,180)</b>	<b>(2,920,591)</b>	<b>1,076,411</b>	<b>(58.4%)</b>	
<b>Infrastructure and Operations Alliance Parking Compliance</b>					



## Core Services Year to Date Variances as at 30 November 2020

Description	YTD Budget	YTD Actuals	YTD Variance	YTD Variance %	Comments
Revenue - Cash	(3,564,188)	(4,228,679)	664,491	18.6%	✔ Increased infringement numbers compared to budget as well as reduced appeals (with new body worn cameras playing a role in the latter). Increased revenue will be reflected in budget review.
Expenditure - Cash	2,827,093	2,780,184	46,909	1.7%	✔
Expenditure - non Cash	34,924	0	34,924	100.0%	✔ Variance mainly related to some assets' depreciation budgeted in Parking Technical support and actuals allocated to Compliance. To be addressed at budget review.
Internal Recovery	(47,676)	698,685	(746,361)	(1,565.5%)	✘ The actual revenue is greater than expenses and allocations for the month.
Internal Allocation	749,846	749,811	35	0.0%	✔
<b>Net Operating Result after Allocations</b>	<b>(1)</b>	<b>1</b>	<b>(2)</b>	<b>200.0%</b>	
<b>Infrastructure and Operations Alliance</b>					
<b>Parking Technical Support</b>					
Expenditure - Cash	605,946	538,018	67,928	11.2%	✔ Staff vacancy at the start of the year and utilisation of leave through provision.
Expenditure - non Cash	1,106	54,386	(53,280)	(4,817.4%)	✘ Variance mainly related to review of asset use/ownership by sub services following the implementation of new chart of accounts.
Internal Recovery	(820,463)	(818,156)	(2,307)	(0.3%)	✘
Internal Allocation	213,411	225,752	(12,341)	(5.8%)	✘
<b>Net Operating Result after Allocations</b>	<b>0</b>	<b>0</b>	<b>0</b>	<b>0.0%</b>	


**Projects Year to Date Variances as at 30 November 2020**

Description	Annual Budget	YTD Budget	YTD Actuals	YTD Variance	YTD Variance %	Comments
<b>CEO Alliance</b>						
<b>Capital Projects</b>						
Website Phase Three	355,000	145,000	93,155	51,845	35.8%	✔ Website Development procurement plan has been prepared and tender closing on the 17/12/20. Works expected to commence in Feb'21
Website Phase Two	50,000	45,085	34,168	10,917	24.2%	✔ Project at closing stage.
<b>Subtotal - Capital Projects</b>	<b>405,000</b>	<b>190,085</b>	<b>127,323</b>	<b>62,762</b>	<b>33.0%</b>	
<b>Operating Projects</b>						
Council Elections and Lord Mayor Election	100,000	80,417	100,780	(20,363)	(25.3%)	✘ Timing variance and full budget in Governance.
Customer Perception Survey	15,000	6,250	0	6,250	100.0%	✔ Community Scorecard 2020 purchase order has been raised, pending invoicing.
East End Revitalisation	0	0	39	(39)	0.0%	!
End of Year Event	0	0	1,151	(1,151)	0.0%	!
Parking Business Review	80,000	0	46,433	(46,433)	0.0%	! Major trading undertaking for parking business review has been completed. A report has been submitted to Council on the 15th to request for additional \$60K to ACIL Allen consultant to prepare a detailed parking business plan.
Services Review	120,000	82,000	73,104	8,896	10.8%	✔ Timing variance
<b>Subtotal - Operating Projects</b>	<b>315,000</b>	<b>168,667</b>	<b>221,507</b>	<b>(52,840)</b>	<b>(31.3%)</b>	
<b>Total - CEO Alliance</b>	<b>720,000</b>	<b>358,752</b>	<b>348,830</b>	<b>9,922</b>	<b>2.8%</b>	
<b>Corporate Services Alliance</b>						
<b>Capital Projects</b>						
CA Service Desk Replacement	360,000	100,000	0	100,000	100.0%	✔ Supplier has been selected, works already commenced with phase 1 due on the 23/12/20. Invoice expected to come in Dec onwards
Core System Consolidation	1,520,000	632,539	32,441	600,098	94.9%	✔ Project is dependent on ICT Strategic roadmap completion and it is currently flagged to be carried forward to 21/22. Business Analyst required to complete current stage project which includes ECM, HRP Phase 2 and Vendor Supply Portal.
ICT Audiovisual Renewal 20 21	86,000	25,377	0	25,377	100.0%	✔ ICT renewal program scheduled for second half of 20/21 financial year, expected to commence in March
ICT Desktop Asset Renewal	165,221	11,221	44,897	(33,676)	(300.1%)	✘ Timing variance, the bulk of the budget is phased in March, additional laptops purchased as anticipation Covid second wave working from home
ICT Network Asset Renewal	80,000	27,000	34,958	(7,958)	(29.5%)	✘ Timing variance, expenditure for council house public wifi occurred earlier than anticipated, budget is phased from November onwards
ICT UPS Asset Renewal 20 21	80,000	27,000	8,470	18,530	68.6%	✔ Budget in November, the remainder of the project is expected to be delivered in the later part of the year.
Project Portfolio Management System	80,000	0	0	0	0.0%	!
Supply Chain Automation	77,977	3,874	0	3,874	100.0%	✔
Unified Comms Refresh & Replacement Telephone System	300,000	0	0	0	0.0%	! Project to finalise requirement gathering and scheduled to go out for RFQ in Jan
<b>Subtotal - Capital Projects</b>	<b>2,749,198</b>	<b>827,011</b>	<b>120,766</b>	<b>706,245</b>	<b>85.4%</b>	
<b>Operating Projects</b>						
Core System Consolidation	0	0	1,907	(1,907)	0.0%	!
Full review of the City Strategic Community Plan	28,000	11,667	0	11,667	100.0%	✔ Request for quotes to be sent out.
PCI DSS Compliance	53,227	22,178	0	22,178	100.0%	✔ Timing variance, expenditure anticipated in the second half of the financial year and will be adjusted at the mid year review.
Rebound Strategy	3,574,481	83,333	0	83,333	100.0%	✔ Proposal to transfer funds into COVID Rebound reserve.
<b>Subtotal - Operating Projects</b>	<b>3,655,708</b>	<b>117,178</b>	<b>1,907</b>	<b>115,271</b>	<b>98.4%</b>	
<b>Total - Corporate Services Alliance</b>	<b>6,404,906</b>	<b>944,189</b>	<b>122,673</b>	<b>821,516</b>	<b>87.0%</b>	
<b>Community Development Alliance</b>						
<b>Capital Projects</b>						
Aboriginal Artwork Commission	49,946	15,000	0	15,000	100.0%	✔ Delays experienced due to resourcing. Discussions underway on prioritisation of project.
ACH Database and Portal Project	107,620	53,810	0	53,810	100.0%	✔ Project delayed pending available resources and City's priorities.
Art Acquisitions	60,000	25,000	16,290	8,710	34.8%	✔ Timing variance. Acquisitions dependant on exhibitions and secondary market availability. Project on track budget expected to be fully utilised.



## Projects Year to Date Variances as at 30 November 2020

Description	Annual Budget	YTD Budget	YTD Actuals	YTD Variance	YTD Variance %	Comments
Branding for Perth	150,000	150,000	122,196	27,804	18.5%	✔ Project not proceeding and no further expenditure is expected.
Camera Replacements Renewals in Carparks	368,000	198,000	0	198,000	100.0%	✔ Timing variance.
CCTV Camera & Pole Reactive Renewals 2020 to 21	104,000	30,000	0	30,000	100.0%	✔ Project is reactive in nature. Timing of expenditure is ad hoc.
CCTV Camera Network New Camera Expansion 2021	395,000	190,000	244,251	(54,251)	(28.6%)	✘ Variance is timing related. Project on track to date and within full budget. Expenditure relates to Aberdeen St, Stirling/Newcastle, RPH Wellington St and Bennet/Hay St.
CCTV Implementation Strategy	170,851	110,000	100,123	9,877	9.0%	✔ Timing variance. CCTV cabinet installed in Moore Street. Camera poles ordered and order raised for infrastructure installation.
Development of LMDRF online record keeping and applications	100,000	20,000	0	20,000	100.0%	✔
EP0 - SP Elevating Platform	19,000	0	15,490	(15,490)	0.0%	⚠
IT Equipment Renewal Supporting CCTV Infrastructure 20 to 21	111,000	40,000	0	40,000	100.0%	✔ Timing variance. Meeting has taken place with ICT to determine specifications for the new computers at Citywatch. Awaiting tenders to be issued.
Loudspeaker	21,369	21,369	14,501	6,868	32.1%	✔ Server and desk microphones have been installed. Variance to budget is related to timing.
Northbridge Piazza Infrastructure Upgrades	75,000	50,000	0	50,000	100.0%	✔ Funds to be moved to Infrastructure, who will be undertaking works.
Plaques	6,372	6,372	9,654	(3,282)	(51.5%)	✘ Carried forward project now completed.
Safe Night Spaces	575,000	0	0	0	0.0%	⚠
UC - Crew Cab Ute	133,500	0	0	0	0.0%	⚠
UT - Utilities	44,500	0	0	0	0.0%	⚠
<b>Subtotal - Capital Projects</b>	<b>2,491,158</b>	<b>909,551</b>	<b>522,505</b>	<b>387,046</b>	<b>42.6%</b>	
<b>Operating Projects</b>						
Aboriginal Engagement and Advisory Groups	59,100	11,820	11,161	659	5.6%	✔
Access and Inclusion Program	31,500	13,125	4,681	8,444	64.3%	✔ Related to Covid impacted delays in commencing with the planned initiatives.
Accreditation of Homeless Services	135,000	56,250	30,461	25,789	45.8%	✔ Project has commenced and existing costs mostly relate to the provision of additional security services to support service providers delivering services to people experiencing homelessness. Variance is related to phasing of budget.
Always On	1,150,000	479,167	457,297	21,870	4.6%	✔ Project not proceeding. Commitments to be wrapped up. Remaining funds to be returned.
Art Activations	320,000	0	54,665	(54,665)	0.0%	⚠ Variance is timing related and project is on track to be completed within full year budget. Expenditure relates to deposits placed for activations.
Arts and Cultural Grants	200,000	83,333	91,500	(8,167)	(9.8%)	✘ Variance is timing related and project is on track to be completed within full year budget.
Arts Sponsorship	1,200,000	500,000	251,000	249,000	49.8%	✔ Sponsorships have been approved. Variance relates to timing of budget.
Assertive Outreach	100,000	15,000	11,800	3,200	21.3%	✔ Variance is timing related and project is on track to be completed within full year budget.
Audience and Segmentation Project	30,000	30,000	3,080	26,920	89.7%	✔ Project on track. Variance related to timing of budget.
Australia Day Program	1,492,291	0	0	0	0.0%	⚠ Reprioritisation of funding from Skyworks budget.
Autumn School Holidays	100,000	0	0	0	0.0%	⚠
Branding for Perth	350,000	0	2,432	(2,432)	0.0%	⚠ Project not proceeding and no further expenditure is expected.
Business Improvement Grants	270,000	112,500	24,500	88,000	78.2%	✔ Report presented to Council in November and grants awarded. However, grants will be processed upon completion of grant requirements/works.
Busking	15,000	6,250	2,054	4,196	67.1%	✔ Timing variance.
Christmas and New Years	515,000	290,000	337,224	(47,224)	(16.3%)	✘ Timing variance, budget anticipated to be utilised by December.
Christmas Concerts	300,000	75,000	108,480	(33,480)	(44.6%)	✘ Concerts have commenced. Variance is timing related and project is on track to be completed within full year budget.
Christmas Lights Trail	1,477,500	425,000	621,258	(196,258)	(46.2%)	✘ Timing variance related to budget phasing. 50% payment for contractors for Christmas lights.
City Dressing	50,000	15,000	0	15,000	100.0%	✔ Budget to be consolidated into the Banners project at budget review.
Collections Storage Project	50,000	20,833	10,107	10,726	51.5%	✔ Timing variance. However, commitments have been raised in October for 50% of the budget.
Community Wellbeing Grants	145,000	60,417	0	60,417	100.0%	✔ Expecting first round of grants to be presented to Council in December. Second round grants expected to be presented in March/April.
Council Elections and Lord Mayor Election	40,000	40,000	38,616	1,384	3.5%	✔ Project complete.
COVID19 Postponed Events and Projects	330,000	137,500	61,000	76,500	55.6%	✔ Timing variance to align with budget in future periods. This is a result of events needing to be rescheduled due to Covid.
CPP Parking Fee changes	40,000	40,000	14,447	25,553	63.9%	✔ Project not proceeding and no further expenditure is expected.
Economic Development Sponsorship	690,000	287,500	199,000	88,500	30.8%	✔ Project on track. Timing variance to align with budget in future periods. Most sponsorships have been agreed/awarded.
Event Sponsorship	740,000	308,333	264,000	44,333	14.4%	✔ Sponsorships on track. Final report to be presented to Council in December for full budgeted amount.
Events	0	0	(55)	55	0.0%	⚠ Incorrect coding used on a transaction, to be corrected.
Events and Activation Grants	180,000	75,000	37,370	37,630	50.2%	✔ Grants are generally minor and ad hoc depending on demand.





## Projects Year to Date Variances as at 30 November 2020

Description	Annual Budget	YTD Budget	YTD Actuals	YTD Variance	YTD Variance %	Comments
Heritage Perth Weekend	95,000	0	485	(485)	0.0%	!
Homeless Services Brochure	10,000	4,167	4,130	37	0.9%	✓
Impact Evaluation and insights	100,000	30,000	33,050	(3,050)	(10.2%)	✗ Variance is timing related and project is on track to be completed within full year budget.
InnerCity Councils	55,000	22,917	7,500	15,417	67.3%	✗ Project underway and on track. Variance related to timing of the budget.
Local Heritage Survey	80,000	33,333	193	33,140	99.4%	✓ Timing variance, works are underway and expenditure is anticipated in December.
Lunar New Year	50,000	0	0	0	0.0%	!
NAIDOC Week	10,000	10,000	6,241	3,759	37.6%	✓ Project completed and expenditure being finalised.
New Years Eve	450,000	100,000	142,282	(42,282)	(42.3%)	✗ Project on track and preparations are still underway however no expenditure required to date.
Precinct Development Grants	240,000	100,000	0	100,000	100.0%	✓ First report to go to Council in December for approximately half the budget.
Public Health and Wellbeing Plan	20,000	8,333	0	8,333	100.0%	✓ Project is being scoped and as a result has yet to incur expenditure.
Retail Extension	200,000	100,000	74,226	25,774	25.8%	✓ Spending in the city completed, initial invoices received in October with additional invoices to follow to the estimated value of \$100k. Remaining funds to be used in April School Holidays.
Rough Sleeper Count	10,000	5,000	475	4,525	90.5%	✓ Count occurred in October. Some expenditure pending, next count scheduled for early 2021.
Safe City Patrols	1,200,000	500,000	323,717	176,283	35.3%	✓ Variance is timing related and project is on track to be completed within full year budget.
Safe Night Spaces	29,000	29,000	17,542	11,458	39.5%	✓ First location has been identified and project is progressing. Second site location currently under investigation.
Skyworks	664,709	303,208	259,531	43,677	14.4%	✓ Reprioritising of expenditure taking places to facilitate Australia day Program as Skyworks has been cancelled following advice from the Chief Health Officer that proceeding would present too great a risk to community safety.
Small Business Grants	350,000	145,833	64,565	81,268	55.7%	✓ Grants are generally minor and ad hoc depending on demand.
Spring School Holidays	150,000	150,000	165,467	(15,467)	(10.3%)	✗ Variance is timing related and project is on track to be completed within full year budget.
Think Perth	165,000	0	11,336	(11,336)	0.0%	! Project not proceeding.
Treaty Danjoo	12,000	0	1,788	(1,788)	0.0%	! Work is progressing with additional translation required. Variance is related to budget phasing.
Tuesday Morning Show	37,900	15,792	3,536	12,256	77.6%	✓ Programs have commenced and have been scheduled during this financial year. Variance mainly due to budget phasing of lease and hire charges (invoice due in December and January).
Twilights Hawkers Market	100,000	20,833	21,608	(775)	(3.7%)	✗ Variance is timing related and project is on track to be completed within full year budget.
Wellington Square Enhancement	50,000	0	0	0	0.0%	! Planning related to events management yet to begin. Expected to be in March/April 2021.
Winter Festival	465,000	0	46,912	(46,912)	0.0%	! Variance is timing related and project is on track to be completed within full year budget.
<b>Subtotal - Operating Projects</b>	<b>14,554,000</b>	<b>4,660,444</b>	<b>3,820,662</b>	<b>839,782</b>	<b>18.0%</b>	
<b>Total - Community Development Alliance</b>	<b>17,045,158</b>	<b>5,569,995</b>	<b>4,343,167</b>	<b>1,226,828</b>	<b>22.0%</b>	
<b>Planning and Economic Development Alliance</b>						
<b>Capital Projects</b>						
Bus Shelter Program	289,000	0	23,293	(23,293)	0.0%	! Prototype bus shelter has been commissioned. Next phase will be installation of bus shelter in December.
East Perth Foreshore PSP and Lighting Upgrade Works	1,300,000	55,000	155	54,845	99.7%	✓ Environmental approval is being assessed. Once approval has been received, project will be handed over for construction. Expected handover December.
Kerbside review implementation	1,350	1,350	3,148	(1,798)	(133.2%)	✗ Project completed and variance relates to residual final expense for the project.
Landscaping and Hostile Vehicle Incursion Prevention	488,800	488,800	4,964	483,836	99.0%	✓ Timing variance. Design completed and planning approvals underway.
Minor Urban Interventions	150,000	0	2,170	(2,170)	0.0%	!
Mount Street East Concept	120,000	0	0	0	0.0%	!
Pedestrian Crossings Improvement 20 to 21	200,000	90,000	0	90,000	100.0%	✓ Timing variance. Works are undertaken on an ad hoc and as required basis.
Projects from Lighting Masterplan	52,525	52,525	42,577	9,948	18.9%	✓ Project on track.
Retail Core Refresh	730,000	340,800	0	340,800	100.0%	✓ Expenditure anticipated to commence in December.
Roads (Crawley Nedlands) Various	62,000	10,000	0	10,000	100.0%	✓ Project design commenced in October. However, no expenditure has been incurred to date.
Smart Bus Stops Real Time Information	68,000	52,889	0	52,889	100.0%	✓ Project in specification process and quotes have been received from vendors for initial work.
Smart Cities - Data Hub Phase 2 Ops	125,000	48,000	37,065	10,935	22.8%	✓ Tender awarded and in field implementation currently underway.
Smart Cities Carbon Neutral Council Pier Street Solar	224,000	208,320	0	208,320	100.0%	✓ Business case approved and specifications for tender are in final draft. Tender expected to be awarded this month.
Smart Water and Electricity Meters	61,000	0	0	0	0.0%	! Business requirements to be defined and project has received strong sponsor support.
Spring Street pedestrian crossing	400	400	0	400	100.0%	✓
Street Furniture Replacement Program	50,000	25,000	10,314	14,686	58.7%	✓ Timing variance as furniture replacement is ad hoc in nature.
Two way Hay Street Bennett St to Victoria Ave (merge 12082)	15,000	0	0	0	0.0%	!
Two Way Streets West End	350,000	80,000	0	80,000	100.0%	✓ Project on hold until new calendar year as staff resources are prioritised to other projects.
Urban Forest Plan - In-fill tree planting	200,000	65,000	0	65,000	100.0%	✓ Timing variance. Tree planting to take place in spring.
Winthrop Avenue/Thomas Street Shared Path	1,118,001	101,636	16,072	85,564	84.2%	✓ Design work underway. However, construction to be delayed due to other works undertaken in the project vicinity.
<b>Subtotal - Capital Projects</b>	<b>5,605,076</b>	<b>1,619,720</b>	<b>139,758</b>	<b>1,479,962</b>	<b>91.4%</b>	



## Projects Year to Date Variances as at 30 November 2020

Description	Annual Budget	YTD Budget	YTD Actuals	YTD Variance	YTD Variance %	Comments
<b>Operating Projects</b>						
Bicycle Planning Services	5,000	2,083	316	1,767	84.8%	✔
Citiplace Redevelopment	50,000	20,833	0	20,833	100.0%	✔ Project has been put on hold pending further review and consideration.
City Central Vision Plan	50,000	20,833	0	20,833	100.0%	✔ High level brief currently being prepared. No expenditure has been required to date and will utilised on an 'as needs' basis.
City Planning Scheme No. 3	252,000	105,000	10,228	94,772	90.3%	✔ Timing variance. Project has commenced but has been delayed due to reprioritisation and resourcing availability.
City Planning Strategy	45,000	18,750	13,210	5,540	29.5%	✔ Timing variance. Update to strategy will be made based on feedback from Department of Planning, Lands and Heritage. Council will then be informed in January as to further progression.
City Switch	75,000	31,250	5,589	25,661	82.1%	✔ Timing variance. Project expenditure is an annual contribution to City of Sydney. Budget phased throughout the year but is expensed in one payment as a contribution.
Cladding audit of class 5- 8 buildings	15,150	6,313	0	6,313	100.0%	✔ On hold until further notice as the City is awaiting guidance from Building Commission as to scope of audit requirements.
Community Infrastructure Plan	30,000	12,500	0	12,500	100.0%	✔ Timing Variance. Further scoping underway.
Co-ordination of City Infrastructure Works	5,000	2,083	0	2,083	100.0%	✔ Meetings held on a quarterly basis. No expenditure requirements to date.
CPS 2 Amendment 42 (Colin & Hay, West Perth)	5,000	2,083	0	2,083	100.0%	✔ Council approval has been received and is now lodged with State Government for approval.
CPS 2 Amendment 43 (Thomas & Wellington, West Perth)	5,000	2,083	0	2,083	100.0%	✔ Recommendation for presentation to Council has been prepared.
CPS 2 Amendment No. 41 - Northbridge Special Entert Precinct	5,000	2,083	2,692	(609)	(29.2%)	✘ Consultation commenced at the end of October and will be completed prior to Christmas.
CPS2 Amendment 44 (Cnr Elder and Wellington Street, Central	5,000	2,083	0	2,083	100.0%	✔ Recommendation for presentation to Council has been prepared.
CPS2 Amendment 46 and LPS26 Amendment 4	5,000	0	106	(106)	0.0%	⚠ Referred to Environmental Protection Authority.
CPS2 City Design Policy incl Environmentally Sustain Design	5,000	2,083	0	2,083	100.0%	✔ Project scope currently being reviewed.
CPS2 Development Works Exemption Planning Policy	5,000	2,083	0	2,083	100.0%	✔ Project may not progress due to State Government regulation changes.
International Relations	75,000	31,250	4,999	26,251	84.0%	✔ Travel restrictions have reduced spending requirements. Events beginning to be held in from November onwards.
Local Planning Scheme 26 Amendment 3	0	0	340	(340)	0.0%	⚠
Neighbourhood Place Plan	20,000	8,333	0	8,333	100.0%	✔ First plans to be completed by December and will be followed by community consultation.
Noise Attenuation Planning Policy	5,000	2,083	452	1,631	78.3%	✔ Project is in progress and is linked to finalisation of Amendment 41.
Parking Trial	9,000	3,750	0	3,750	100.0%	✔ No requirement for expenditure to date.
Place Analytics	40,000	16,667	29,546	(12,879)	(77.3%)	✘ Timing variance.
Proactive Planning Initiatives	100,000	41,667	0	41,667	100.0%	✔ Briefing paper with project proposals prepared and submitted to CEO.
Projects from Lighting Masterplan	0	0	260	(260)	0.0%	⚠
QE2 and UWA Structure Plan	100,000	41,667	4,000	37,667	90.4%	✔ Timing variance. Review has commenced.
Retail Core Redevelopment Projects	100,000	41,667	0	41,667	100.0%	✔ Tender for Forrest Place and walkway advertised.
Riverfront Masterplan	100,000	41,667	17,081	24,586	59.0%	✔ Timing variance. Public consultation contractor engaged as well as Elders group. Currently awaiting further invoices from contractors.
Road Network Design and Review	40,000	16,667	14,568	2,099	12.6%	✔ Project is utilised on a reactive schedule as and when requirements arise. Mounts Bay Rd Watershed and Murray/Elder Street audits have been completed.
Smart Cities - Data Hub Phase 2 Ops	0	0	6,450	(6,450)	0.0%	⚠ Tender awarded and in field implementation currently underway.
Think Perth	0	0	4,800	(4,800)	0.0%	⚠
WACA Redevelopment Project	244,000	101,667	275,678	(174,011)	(171.2%)	✘ Study for development completed and variation to contract to be submitted. Report to Council took place in December.
William Street Redefinition	250,000	104,167	0	104,167	100.0%	✔ Project awaiting independent review by Department of Transport before progressing.
Workshops	150,000	62,500	5,390	57,110	91.4%	✔ Current Covid climate has resulted in only scoping of workshops with minimal expenditure required at present. First workshop will be held in December.
<b>Subtotal - Operating Projects</b>	<b>1,795,150</b>	<b>745,895</b>	<b>395,705</b>	<b>350,190</b>	<b>46.9%</b>	
<b>Total - Planning and Economic Development Alliance</b>	<b>7,400,226</b>	<b>2,365,615</b>	<b>535,463</b>	<b>1,830,152</b>	<b>77.4%</b>	
<b>Infrastructure and Operations Alliance</b>						
<b>Capital Projects</b>						
Better Bins Program	54,000	54,000	0	54,000	100.0%	✔ Timing variance, project yet to be scheduled.
Body worn cameras	38,486	38,486	38,486	0	0.0%	⚠
Building - 18 Stirling Street Roof Repairs	46,000	0	0	0	0.0%	⚠ Project Cancelled.
Building - Council House Review and Depot Works	2,437,000	120,951	55,347	65,604	54.2%	✔ Project scope pending executive decision, deferral flagged to 21/22.



## Projects Year to Date Variances as at 30 November 2020

Description	Annual Budget	YTD Budget	YTD Actuals	YTD Variance	YTD Variance %	Comments
Building - Electrical Renewals - Library	30,000	7,500	0	7,500	100.0%	✔ Project scope under review.
Building - Emergency Lighting Replacement 20 21	315,000	78,750	0	78,750	100.0%	✔ Project scope under review.
Building - Emergency Works	150,000	0	23,916	(23,916)	0.0%	⚠ Unexpected labyrinth replacement
Building - External Lighting Upgrade - Town Hall	250,000	62,500	0	62,500	100.0%	✔ Project delayed due to change of project manager.
Building - External Rectification Works 20 21	175,000	72,794	0	72,794	100.0%	✔ Timing variance, Project execution plan stage
Building - External Rectifications - Town Hall	257,000	55,870	0	55,870	100.0%	✔
Building - Fixtures & Fittings Renewals - PTH Auditorium Cha	75,000	18,750	0	18,750	100.0%	✔ Scope to be confirmed.
Building - Fixtures & Fittings Upgrades 20 21	80,000	20,000	0	20,000	100.0%	✔ Potential cancellation.
Building - Floor Covering Replacement 20 21	320,000	133,335	0	133,335	100.0%	✔ Timing variance, works yet to be scheduled.
Building - Library Boiler	130,000	130,000	110,654	19,346	14.9%	✔ Project completed, estimated saving \$20k.
Building - Public Toilet Utility Bins	170,000	42,500	0	42,500	100.0%	✔ Project delayed due to change of project manager.
Building - Rectification Works - Concert Hall	3,741,830	25,505	27,617	(2,112)	(8.3%)	✘ Project stalled pending further investigation of Perth Concert Hall management arrangement.
Building - Rectification Works - Library	12,000	5,000	500	4,500	90.0%	✔ Project delayed due to change of project manager.
Building - Regal Place Car Park CP41 - Gutter Replacement &	67,881	12,144	13,431	(1,287)	(10.6%)	✘ Crack rectification methodology and materials specification in progress with structural engineer.
Building - Renewal - Community Facility Renewal Work	899,550	256,458	77,926	178,532	69.6%	✔ Rest centre painting work completed. Work currently underway for roof issue at child care centre.
Building - Roe Street Car Park CP08 - Repair Cracks in Slab	36,300	36,300	4,350	31,950	88.0%	✔ RFQ submissions received. Evaluation to be undertaken.
Building - Roof Access Upgrades	184,000	45,086	0	45,086	100.0%	✔ Project delayed due to change of project manager.
Building - Stirling St Offices - Roof Replacement	7,101	7,101	7,101	0	0.0%	⚠
Building - Subsidence Renewal - PCEC Carpark	600,000	0	0	0	0.0%	⚠ Project delayed due to indication of further funding requirements, awaiting final quantity surveyor report.
Building - Surveillance Replacements - Carparks	500,000	125,000	0	125,000	100.0%	✔ Project to be consolidated and delivered with surveillance services.
Building - Surveillance Upgrades	403,000	100,415	84,853	15,562	15.5%	✔ Timing variance, project in tender review stage.
Building - Waterproofing Rectification Works - Council House	210,000	76,905	0	76,905	100.0%	✔ Timing variance, works yet to be scheduled.
Christmas Decorations	1,339,679	1,339,679	931,196	408,483	30.5%	✔ Awaiting invoices. Estimated saving \$138k to be confirmed in January.
Civil Structure - Bridge Replacement - John Oldham	300,000	0	0	0	0.0%	⚠
Civil Structure - Bridge Replacement - Queens Gardens	40,000	16,665	0	16,665	100.0%	✔ Design and construction proposed to be delivered in current year, pending to additional \$92k funding approval.
Container Deposit Scheme	1,169,750	918,303	726,906	191,397	20.8%	✔ Vending machine and truck yet to be purchased.
Drainage - Bennett St - Terrace Rd to Royal St - Relining	9,477	9,477	0	9,477	100.0%	✔
East End Revitalisation	12,484,066	7,904,869	7,017,576	887,293	11.2%	✔ Stage 3 complete, project scheduled for completion in late April.
GM3 - SP3 Gang Mower	65,000	0	0	0	0.0%	⚠ 20/21 Plant and Vehicle replacement program is on track and anticipated to be completed.
Hay st Mall Feature Lighting	300,000	100,000	0	100,000	100.0%	✔ Tender under procurement review.
Heirisson Island Tree Planting and Irrigation	24,000	24,000	18,015	5,985	24.9%	✔ Project complete, \$6k saving.
Initial Recognition of Assets	0	0	142,170	(142,170)	0.0%	⚠ Initial recognition of assets which never form part of the budget.
LD - Loader 4WD Class 20WL	224,000	0	0	0	0.0%	⚠ 20/21 Plant and Vehicle replacement program is on track and anticipated to be completed.
Lime Street Upgrade	48,000	20,000	1,878	18,122	90.6%	✔ Pending to minor additional fund approval as part of budget review.
LS - 6 - 8 Cyl Sedan	110,000	0	0	0	0.0%	⚠
LT0 - 2-3 Tonne Trucks	120,000	0	0	0	0.0%	⚠ 20/21 Plant and Vehicle replacement program is on track and anticipated to be completed.
Mclean Laneway Signage	35,526	35,526	36,352	(826)	(2.3%)	✘ Project completed.
Milligan Street - NB and SB - Hay St to St Georges Tce	120,000	0	60,902	(60,902)	0.0%	⚠ Timing variance, purchase orders raised, awaiting invoices.
Moore Street Pavement Works	120,000	120,000	0	120,000	100.0%	✔ Timing variance. 40% of work is completed, purchase orders raised, awaiting invoices.
MP - Minor Plant	28,000	0	0	0	0.0%	⚠ 20/21 Plant and Vehicle replacement program is on track and anticipated to be completed.
Parking equipment	4,900	4,900	0	4,900	100.0%	✔
Parking Meters	0	0	1,563	(1,563)	0.0%	⚠
Parks and Landscapes - Inundation Rectification Works - Supr	90,000	15,000	0	15,000	100.0%	✔ Project to be cancelled in January review.
Parks and Landscapes - Irrigation Renewal Program	637,000	333,617	69,685	263,932	79.1%	✔ \$85k associated with Russell Square work is cancelled. Fund to be returned.
Parks and Landscapes - Outdoor Furniture and Sign Assets Ren	35,000	14,585	8,278	6,307	43.2%	✔ Furniture refurbishment work. Installation yet to be confirmed.
Path and Kerb Renewal 20 21	492,000	156,350	181,414	(25,064)	(16.0%)	✘ Timing variance, program ahead of schedule. Major works scheduled November to March.
Path and Kerb Upgrade 20 21	285,000	71,250	60,661	10,589	14.9%	✔ Timing variance, major works scheduled November to March.
PV1 - Medium Panel Vans	44,500	0	0	0	0.0%	⚠
PV2 - Large Panel Van	225,000	0	0	0	0.0%	⚠ 20/21 Plant and Vehicle replacement program is on track and anticipated to be completed.
RM2 - Large Rotary Mowers	206,000	0	0	0	0.0%	⚠ 20/21 Plant and Vehicle replacement program is on track and anticipated to be completed.
Road Renewals - Delhi St - Eastern Leg	96,758	37,777	92,612	(54,835)	(145.2%)	✘ Timing variance, works commenced earlier than original planned start date.
Road Renewals - James St Road Seal - Victoria Ave to Irwin S	9,727	3,891	0	3,891	100.0%	✔ Timing variance.
Road Renewals - James St Road Seal - William St to Cul de Sa	59,727	23,891	30,366	(6,475)	(27.1%)	✘ Stakeholder engagement completed and permits have been issued.
Road Renewals - Reactive Road Renewals	3,891	1,702	0	1,702	100.0%	✔ Timing variance.
Road Renewals - Wellington to Arthur	129,182	38,686	18,665	20,021	51.8%	✔ Project scheduled to commence December.



## Projects Year to Date Variances as at 30 November 2020

Description	Annual Budget	YTD Budget	YTD Actuals	YTD Variance	YTD Variance %	Comments
Roads - Adelaide Tce WB - Hill to Victoria Avenue	10,065	10,065	(1,025)	11,090	110.2%	✔ Timing variance.
Roads - Adelaide Tce WB - Riverside Drive to Bennett Street	49,432	0	0	0	0.0%	⚠
Roads - MRRG - Havelock St NB & SB - Wellington to Murray	159,704	61,764	70,335	(8,571)	(13.9%)	✘ Project start date postponed to November to accommodate kerbing works.
Roads - MRRG - Aberdeen St EB & WB - Museum to Beaufort St	149,238	3,000	71,010	(68,010)	(2,267.0%)	✘ Road reseal and Traffic loops completed ahead of schedule.
Roads - MRRG - Adelaide Tce EB - Plain to De Vlamingh	155,408	60,153	0	60,153	100.0%	✔ Project scheduled to commence in late January.
Roads - MRRG - Hampden Rd (SB)-Monash Ave to Gordon St	168,969	4,535	199,721	(195,186)	(4,304.0%)	✘ Timing variance.
Roads - MRRG - Milligan St NB & SB - Wellington to St George	134,368	52,263	64,415	(12,152)	(23.3%)	✘ Work commenced in November
Roads - MRRG - Mount St EB & WB - St Georges to Spring	138,776	55,791	97,870	(42,079)	(75.4%)	✘ Work commenced in November
Roads - MRRG - Newcastle St (WB)-Lord to Stirling St	13,258	0	5,283	(5,283)	0.0%	⚠ Timing variance.
Roads - MRRG - St Georges Tce WB - Victoria to Barrack	286,368	109,263	158,981	(49,718)	(45.5%)	✘ Work commenced following obstruction permit approval.
Roads - MRRG - St Georges Tce WB Road Seal - William to King	192,744	74,154	99,529	(25,375)	(34.2%)	✘ Main Roads Western Australia approval obtained. Commencement date postponed to November.
Roads - MRRG - William St NB & SB - St Georges to Esplanade	145,394	56,394	111,494	(55,100)	(97.7%)	✘ Work commenced early following Main Roads Western Australia site availability approval.
Roads - RTR - Fairway - Clark St to Myers St	200,000	76,250	6,334	69,916	91.7%	✔ Resurfacing work commenced in November.
Roads - RTR - Myers St - Broadway to Parkway	255,000	96,875	94,527	2,348	2.4%	✔ Resurfacing work commenced in November.
Roe Street Upgrade Fitzgerald to Beaufort St	6,300,000	275,000	226,678	48,322	17.6%	✔ Preliminary works commenced, project pending signed funding agreement.
RS1 - Pavement Sweepers	474,000	0	0	0	0.0%	⚠ 20/21 Plant and Vehicle replacement program is on track and anticipated to be completed.
RT1 - Rubbish Truck <12 t GUM	1,030,000	0	0	0	0.0%	⚠ 20/21 Plant and Vehicle replacement program is on track and anticipated to be completed.
Stormwater Drainage Renewals 2020 to 21	864,000	216,000	465,241	(249,241)	(115.4%)	✘ Delivery ahead of schedule. \$128k to be transferred to "10512 – Stormwater Upgrades".
Stormwater Drainage Upgrades 2020 to 21	379,765	50,000	0	50,000	100.0%	✔ Proposed budget transfer of \$128k from 10511-Stormwater Renewals in January Review.
Street Furniture - Bollard Replacement - Hay and Murray St M	952,134	431,225	881,351	(450,126)	(104.4%)	✘ Timing variance, invoices received earlier than anticipated. Additional fund application pending to council meeting outcome on 15th Dec.
Street Furniture - Drinking Fountain Replacements	50,000	12,500	0	12,500	100.0%	✔ Drinking fountain is on order.
Street Furniture - Litter Bin Replacements	270,000	112,500	150,168	(37,668)	(33.5%)	✘ 30 bins Installation in late November.
Street Furniture Replacement Program	0	0	4,284	(4,284)	0.0%	⚠
Street Lighting - Adelaide Terrace Lighting Upgrade	808,000	203,833	10,299	193,534	94.9%	✔ Tender under review
Street Lighting - East Perth Motion 2 - Design & Implementat	503,773	150,000	135,252	14,748	9.8%	✔ Tender under review
Street Lighting - LED Upgrades	250,000	62,500	9,342	53,158	85.1%	✔ Tender under review
Street Lighting - Lighting Improving Coverage (LIC)	18,876	18,876	4,927	13,949	73.9%	✔ Timing variance.
Street Lighting - Renewals	831,000	207,750	15,050	192,700	92.8%	✔ Tender under review
Street Lighting - Renewals - Electrical Network Risk mitigat	309,261	133,796	6,643	127,153	95.0%	✔ Tender under review
Street Lighting - Replacing End of Useful life Lighting (REU)	21,039	21,039	11,112	9,927	47.2%	✔ Tender under review
Tram Shelter Rectification Works 20 21	40,000	16,665	0	16,665	100.0%	✔ Stakeholder engagement meeting is completed. Implementation plan is yet to be formulated.
TU - Tray Top Ute	504,000	0	0	0	0.0%	⚠ 20/21 Plant and Vehicle replacement program is on track and anticipated to be completed.
Two Way Hill Street (St Georges Tce - Wittnoom St)	493,865	18,000	2,727	15,273	84.9%	✔ Finalisation of design pending MRWA approvals for traffic modelling.
UC - Crew Cab Ute	267,000	0	0	0	0.0%	⚠ 20/21 Plant and Vehicle replacement program is on track and anticipated to be completed.
Wellington Square Enhancement	12,191,162	6,930,472	6,421,679	508,793	7.3%	✔ Timing variance and \$136k identified as additional funds required for increased signage and CCTV.
Wellington Street Stage 2B	250,000	125,000	0	125,000	100.0%	✔ Additional funding application pending council decision on 15th December.
<b>Subtotal - Capital Projects</b>	<b>58,911,930</b>	<b>22,361,181</b>	<b>19,165,647</b>	<b>3,195,534</b>	<b>14.3%</b>	
<b>Operating Projects</b>						
Better Bins Program	37,673	15,700	0	15,700	100.0%	✔ Part 1 of the project completed in early 2019. Work scheduled to commence in March.
Building - Council House Review and Depot Works	99,999	33,333	37,540	(4,207)	(12.6%)	✘ To proceed with concept design. Pending Council decision prior to the implementation.
Christmas Decorations	1,359,000	605,606	765,979	(160,373)	(26.5%)	✘ Major works commenced in November,.
Clearing Maintenance Backlog	474,999	0	1,929	(1,929)	0.0%	⚠ Timing variance, work not commenced due to staff resourcing.
Condition Assessment and Reporting	165,000	68,750	10,000	58,750	85.5%	✔ Timing variance, Quotation received in late November
East End Revitalisation	130,000	43,332	62,817	(19,485)	(45.0%)	✘ Budget for stakeholder engagement. Stage 3 is completed. Final stage is to be completed in April.
Events	9,300	3,875	0	3,875	100.0%	✔
Lift and Relay	170,001	56,667	0	56,667	100.0%	✔ Timing variance, purchase orders have been raised, work scheduled to commence in Feb.
Natural Area Management	59,000	24,583	11,140	13,443	54.7%	✔ Evaluation in Feb. Scheduled for completion towards the end of Apr.
On Street Signage	20,000	8,333	5,739	2,594	31.1%	✔
Parking Operations outside COP	0	0	13,973	(13,973)	0.0%	⚠ Contract for 3 months extended after budget approval. Expenditure and revenue budget will be included in budget review.
Rubbish Collection	99,999	25,000	0	25,000	100.0%	✔ First verge collection completed, year to date incurred expenses have been incorrectly allocated another account. Budget and actual alignment is to be addressed as part of budget review.



## Projects Year to Date Variances as at 30 November 2020

Description	Annual Budget	YTD Budget	YTD Actuals	YTD Variance	YTD Variance %	Comments
Urban Forest Plan	180,000	60,000	0	60,000	100.0%	✔ Timing variance, RFT with procurement estimated contract award in Feb 2021
Varnishing and Painting	70,000	29,167	5,782	23,385	80.2%	✔ Timing variance. Internal staff have completed inspections. Project pending request for quote.
Waste Management Strategy and Plan	20,000	8,333	0	8,333	100.0%	✔ Timing variance.
Wellington Square Enhancement	0	0	7,287	(7,287)	0.0%	⚠ Incorrect costing, to be corrected.
<b>Subtotal - Operating Projects</b>	<b>2,894,971</b>	<b>982,679</b>	<b>922,186</b>	<b>60,493</b>	<b>6.2%</b>	
<b>Total - Infrastructure and Operations Alliance</b>	<b>61,806,901</b>	<b>23,343,860</b>	<b>20,087,833</b>	<b>3,256,027</b>	<b>13.9%</b>	

6.3 Schedule of Accounts Paid – November 2020

Responsible Officer	Michael Kent, Project Director Strategic Finance (CFO)
Voting Requirement	Simple Majority
Attachments	Attachment A - Schedule of Accounts Paid (November 2020)

Purpose

To note details of payments made under delegated authority for the month of November 2020.

---

Recommendation

That Council:

1. RECEIVES the Schedule of Accounts Paid under Delegated Authority 1.2.10, for the period ended 30 November 2020, (Attachment A)
2. RECORDS in the Ordinary Council Meeting minutes the summary of accounts paid being:

Total Accounts Paid	
Municipal Fund	\$19,600,135.87
Trust Fund	\$0.00
Total - All Funds	\$19,600,135.87

---

## Background

1. Delegated Authority 1.2.10 has been granted to the Chief Executive Officer to make payments from the Municipal and Trust Funds.
2. This authority has then been on-delegated to the General Manager Corporate Services and Project Director Strategic Finance (CFO).
3. In accordance with Regulation 13.2 and 13.3 of the Local Government (Financial Management) Regulations 1996, where this power has been delegated, a list of payments for each month is to be compiled and presented to the Council.
4. Due to the voluminous nature of the list of accounts paid (frequently 300 + pages), and the manner in which this attachment dominates the Council Agenda Papers, the listing of payments with full disclosure of all required information, is presented in electronic format for Council perusal.
5. This summary report then facilitates the acknowledgement of the listing having been received.

## Discussion

6. The Schedule of Accounts Paid (**Attachment A**) contains the following payments made under Delegated Authority 1.2.10 - Payments from the Municipal & Trust Fund :

Schedule of Accounts Paid - December 2020		
<b>Municipal Fund</b>		
EFT & Cheque Payments	Direct Creditor Payments	\$16,214,824.67
<b>Sub Total - EFT &amp; Cheques</b>		<b>\$16,214,824.67</b>
Direct Debits	Bank Charges and Merchant Fees	\$73,433.65
<b>Sub Total - Direct Debits</b>		<b>\$73,433.65</b>
Payroll	PPE 06/11/2020	\$1,619,956.60
	PPE 20/11/2020	\$1,661,774.24
<b>Sub Total - Payroll</b>		<b>\$3,281,730.84</b>
Corporate Cards	October 2020	\$8,777.35
	November 2020	\$21,369.36
<b>Sub Total - Cards</b>		<b>\$30,146.71</b>
New Investments	(Not Rollover Investments)	\$0
<b>Sub Total Investments</b>		<b>\$0</b>
<b>Total - Municipal Fund</b>		<b>\$19,600,135.87</b>

<b>Trust Fund</b>		
Trust EFT & Cheques		\$0
<b>Total - Trust Funds</b>		<b>\$0</b>

7. The Grand Total of the Schedule of Accounts Paid for the month is \$19,600,135.87
8. This report and the detailed schedule made available on the Council Hub are presented for Council's information.

## Stakeholder Engagement

9. As the contents of this report focus on the organisation's recent past financial performance, no external consultation is relevant to the preparation of this report.

## Decision Implications

10. Council's acknowledgement of receiving the Schedule of Accounts Paid will meet its statutory obligation under Local Government (Financial Management) Regulation 13 (1).

## Strategic, Legal and Policy Implications

Strategic	
Strategic Community Plan Aspiration:	Performance A financial business model underpinned by a culture of cost management, best value and strategic financial analysis that is subject to ongoing oversight, transparency and accountability.
Strategic Community Plan Objective:	All initiatives having financial or resource implications.
Issue Specific Strategies and Plans:	Not applicable
Legal and Policy	
Legislation:	<a href="#">Section 6.10 of the Local Government Act 1995</a>



	<p><a href="#">Regulation 13 (1) of the Local Government (Financial Management) Regulations 1996</a></p> <p>This section of the Act and the related Financial Management Regulation prescribe the requirement to prepare a list of all payments made for each month and to present them to Council. That Schedule of Accounts Paid (the 'list') should contain, for each payment:</p> <ul style="list-style-type: none"> <li>• Payee Name.</li> <li>• Amount of the Payment.</li> <li>• Date of the Payment.</li> <li>• Sufficient information to identify the transaction.</li> </ul>
Legal advice:	Not Applicable
Policy	Not Applicable

## Financial Implications

There are no direct financial implications of receiving this report as it reflects a historical accounting of financial transactions that were provided for in the adopted budget (as amended).

## Relevant Documents

Not Applicable.

## Further information

Not Applicable.

**Payment Details by Invoice**

**MUNICIPAL FUND**



**From Period 5**      **To Period 5**  
 From Date 1/11/2020      To Date 30/11/2020

*Cheque/EFT Number*      *Payment Date*      *Payee*      *Payment Amount*

**Payments**

003294	5/11/2020	COMMISSIONER OF POLICE					426.00
		<i>Invoice Number</i>	<i>Payment Details</i>	<i>Amount</i>	<i>Discount</i>	<i>Retention</i>	<i>PPS</i>
		\$APINVCE	02112020 RENEWAL SECURITY/CROWD CNTROL-P HALTON	426.00			
003295	5/11/2020	STEPHEN PARKER					130.00
		<i>Invoice Number</i>	<i>Payment Details</i>	<i>Amount</i>	<i>Discount</i>	<i>Retention</i>	<i>PPS</i>
		\$APINVCE	27082020 RFD FORKLIFT RISK LICENSE	130.00			
003296	5/11/2020	WATER CORPORATION					258.10
		<i>Invoice Number</i>	<i>Payment Details</i>	<i>Amount</i>	<i>Discount</i>	<i>Retention</i>	<i>PPS</i>
		\$APINVCE	9021520073 DRINKING TAP CNR RIVERSIDE DV/WILLIAM ST	258.10			
003297	12/11/2020	BEN TAYLOR					1,500.00
		<i>Invoice Number</i>	<i>Payment Details</i>	<i>Amount</i>	<i>Discount</i>	<i>Retention</i>	<i>PPS</i>
		\$CANCHQ	003297 WELCOME TO COUNTRY IRWIN ST PLAZA	1,500.00			
003298	12/11/2020	CITY OF BAYSWATER					1,234.03
		<i>Invoice Number</i>	<i>Payment Details</i>	<i>Amount</i>	<i>Discount</i>	<i>Retention</i>	<i>PPS</i>
		\$APINVCE	68659 EMPLOYEE LSL - CITY OF BAYSWATER	1,234.03			
003299	12/11/2020	MERCEDES COLLEGE					500.00
		<i>Invoice Number</i>	<i>Payment Details</i>	<i>Amount</i>	<i>Discount</i>	<i>Retention</i>	<i>PPS</i>
		\$APINVCE	03112020 RFD BOND WELLINGTON SQ 21/7-11/9/20	500.00			
003300	12/11/2020	NATALIE MINNITI					60.00
		<i>Invoice Number</i>	<i>Payment Details</i>	<i>Amount</i>	<i>Discount</i>	<i>Retention</i>	<i>PPS</i>
		\$APINVCE	100171262 RFD PARKING INFRINGEMENT 100171262	60.00			

# Payment Details by Invoice

# MUNICIPAL FUND



From Period 5      To Period 5      From Date 1/11/2020      To Date 30/11/2020

*Cheque/EFT Number*      *Payment Date*      *Payee*      *Payment Amount*

003301	12/11/2020	WATER CORPORATION					9,098.21
--------	------------	-------------------	--	--	--	--	----------

		<u>Invoice Number</u>	<u>Payment Details</u>	<u>Amount</u>	<u>Discount</u>	<u>Retention</u>	<u>PPS</u>
		\$APINVCE	9017137995	SHOP 4/378 WELINGTON STREET PERTH	252.08		
		\$APINVCE	9017137987	SHOP 3/378 WELLINGTON STREET PERTH	242.22		
		\$APINVCE	9016839696	KIOSK AT SHOP 7/376 WELLINGTON ST PERTH	261.83		
		\$APINVCE	9016721671	KIOSK AT SHOP 6/376-420 WELLINGTON ST	244.73		
		\$APINVCE	9013550387	CAR PARK AT MOUNTS BAY ROAD PERTH	47.00		
		\$APINVCE	9011664882	RESTAURANT AT 81 ROYAL ST EAST PERTH	531.03		
		\$APINVCE	9011664874	SHOP 3 81 ROYAL ST EAST PERTH	265.63		
		\$APINVCE	9011664866	SHOP 2 & 5 81 ROYAL ST EAST PERTH	296.16		
		\$APINVCE	9011664858	SHOP 1 81 ROYAL STREET EAST PERTH	242.73		
		\$APINVCE	9011261186	SHOP 5/376 WELLINGTON STREET PERTH	257.01		
		\$APINVCE	9010759521	SHOPS AT 129 JAMES ST NORTHBRIDGE	1,668.00		
		\$APINVCE	9009384048	SHOP 16/376 WELLINGTON ST PERTH	469.99		
		\$APINVCE	9009384013	AMENITIES SHOP 2/378 WELLINGTON ST	469.99		
		\$APINVCE	9009383993	REST ROOMS AT SHOP 11/376 WELLINGTON ST	563.98		
		\$APINVCE	9001939192	SHOP 1 & 15/378 WELLINGTON ST	269.82		
		\$APINVCE	9001939184	SHOP 9/376 WELLINGTON ST PERTH	327.87		
		\$APINVCE	9001939176	SHOP 8-10/376 WELLINGTON ST PERTH	333.96		
		\$APINVCE	9001938990	SHOP 12-14/378 WELLINGTON ST	1,022.86		
		\$APINVCE	9001938528	CAR PARK AT 4 FORREST PLACE PERTH	375.99		
		\$APINVCE	9001938499	SHOP AT 4 FORREST PLACE PERTH	591.96		
		\$APINVCE	9001936848	SHOP 1-5/84-96 MURRAY STREET PERTH	363.37		

003303	13/11/2020	TSTE OF THE ESTATE OF THE LATE					22,458.99
--------	------------	--------------------------------	--	--	--	--	-----------

		<u>Invoice Number</u>	<u>Payment Details</u>	<u>Amount</u>	<u>Discount</u>	<u>Retention</u>	<u>PPS</u>
		\$CANCHQ	003303	DECEASED FINAL PAYROLL	22,458.99		

003304	13/11/2020	TSTEE OF THE ESTATE OF THE LATE					22,458.99
--------	------------	---------------------------------	--	--	--	--	-----------

		<u>Invoice Number</u>	<u>Payment Details</u>	<u>Amount</u>	<u>Discount</u>	<u>Retention</u>	<u>PPS</u>
		\$APINVCE	12112020A	DECEASED FINAL PAYROLL PAYMENT	22,458.99		

003305	26/11/2020	COMMISSIONER OF STATE REVENUE					211.46
--------	------------	-------------------------------	--	--	--	--	--------

		<u>Invoice Number</u>	<u>Payment Details</u>	<u>Amount</u>	<u>Discount</u>	<u>Retention</u>	<u>PPS</u>
		\$APINVCE	A1203785	RFD BACK TO OSR AS ESL PD TWICE	211.46		

# Payment Details by Invoice

# MUNICIPAL FUND



From Period 5      To Period 5  
 From Date 1/11/2020      To Date 30/11/2020

<i>Cheque/EFT Number</i>	<i>Payment Date</i>	<i>Payee</i>						<i>Payment Amount</i>
003306	26/11/2020	O'BRIEN HARROP ACCESS PTY LTD						1,980.00
		<i>Invoice Number</i>	<i>Payment Details</i>	<i>Amount</i>	<i>Discount</i>	<i>Retention</i>	<i>PPS</i>	
		\$APINVCE 10740496	PROPOSAL AND COSTING TO UNDERTAKE A PLAN	1,980.00				
003307	26/11/2020	SIAO FUNG HON						2,739.30
		<i>Invoice Number</i>	<i>Payment Details</i>	<i>Amount</i>	<i>Discount</i>	<i>Retention</i>	<i>PPS</i>	
		\$APINVCE A1058551	REFUND RATES-5/79 COLIN ST WEST PERTH	2,739.30				
003308	26/11/2020	WATER CORPORATION						407.83
		<i>Invoice Number</i>	<i>Payment Details</i>	<i>Amount</i>	<i>Discount</i>	<i>Retention</i>	<i>PPS</i>	
		\$APINVCE 9012387186	METERED FIRE HYDRANT STANDPIPE HIRE	407.83				
003309	30/11/2020	WATER CORPORATION						2,089.98
		<i>Invoice Number</i>	<i>Payment Details</i>	<i>Amount</i>	<i>Discount</i>	<i>Retention</i>	<i>PPS</i>	
		\$APINVCE 9001937189	ROAD VERGE AT 352 MURRAY STREET PERTH	1.53				
		\$APINVCE 9001939811	CAR PARK AT JAMES STREET PERTH	284.57				
		\$APINVCE 9001943802	ROAD VERGE AT R 1 PIER STREET PERTH	5.10				
		\$APINVCE 9001945269	STORE AT 18 STIRLING STREET	253.07				
		\$APINVCE 9008534358	CAR PARK AT ROE STREET PERTH	920.84				
		\$APINVCE 9015599432	RESERVE AT 20 ABERDEEN STREET	36.13				
		\$APINVCE 9015733806	ROAD VERGE OPP 76 NEWCASTLE ST	98.08				
		\$APINVCE 9015733814	ROAD VERGE OPP 133 NEWCASTLE STREET	43.88				
		\$APINVCE 9023118870	AMENITIES AT MOORE STREET EAST PERTH	82.59				
		\$APINVCE 9001895935	PARK AT HALE STREET EAST PERTH	317.59				
		\$APINVCE 9018906514	CAR PARK AT 111 GODERICH STREET	46.60				
209272	3/11/2020	DEPUTY COMMISSIONER OF TAXATION (BAS)						37,407.00
		<i>Invoice Number</i>	<i>Payment Details</i>	<i>Amount</i>	<i>Discount</i>	<i>Retention</i>	<i>PPS</i>	
		\$APINVCE 30092020	BAS SEPTEMBER 2020	37,407.00				
209273	3/11/2020	WESTERN AUSTRALIAN TREASURY						711,834.69
		<i>Invoice Number</i>	<i>Payment Details</i>	<i>Amount</i>	<i>Discount</i>	<i>Retention</i>	<i>PPS</i>	
		\$APINVCE LOAN1670211	LOAN 167 CAPITAL & INTEREST 2/11/2020	711,834.69				

# Payment Details by Invoice

# MUNICIPAL FUND



From Period 5 To Period 5 From Date 1/11/2020 To Date 30/11/2020

<i>Cheque/EFT Number</i>	<i>Payment Date</i>	<i>Payee</i>						<i>Payment Amount</i>
209274	5/11/2020	CTIS PTY LTD						2,781.11
		<u>Invoice Number</u>	<u>Payment Details</u>	<u>Amount</u>	<u>Discount</u>	<u>Retention</u>	<u>PPS</u>	
		\$APINVCE 01069024	TICKET MACHINE (APM) AUDIT FEES 2020-21	2,781.11				
209275	5/11/2020	BIDFOOD WA PTY LTD						1,874.64
		<u>Invoice Number</u>	<u>Payment Details</u>	<u>Amount</u>	<u>Discount</u>	<u>Retention</u>	<u>PPS</u>	
		\$APINVCE 150612578.PER	CATERING SUPPLIES FOR CITIPLACE COMMUNIT	39.27				
		\$APINVCE 150612579.PER	CATERING SUPPLIES FOR CITIPLACE COMMUNIT	165.15				
		\$APINVCE 150088213.PER	CATERING SUPPLIES FOR CITIPLACE COMMUNIT	769.63				
		\$APINVCE 150635528.PER	CATERING SUPPLIES FOR CITIPLACE COMMUNIT	57.37				
		\$APINVCE 150635527.PER	CATERING SUPPLIES FOR CITIPLACE COMMUNIT	470.01				
		\$APINVCE 150635526.PER	CATERING SUPPLIES FOR CITIPLACE COMMUNIT	373.21				
209276	5/11/2020	IRON MOUNTAIN AUSTRALIA GROUP PTY LTD						10.37
		<u>Invoice Number</u>	<u>Payment Details</u>	<u>Amount</u>	<u>Discount</u>	<u>Retention</u>	<u>PPS</u>	
		\$APINVCE AUS721831	SECURE BINS (HR) FY20/21	10.37				
209277	5/11/2020	OFFICE WORKS						313.50
		<u>Invoice Number</u>	<u>Payment Details</u>	<u>Amount</u>	<u>Discount</u>	<u>Retention</u>	<u>PPS</u>	
		\$APINVCE 10496515	EVENT SUPPLIES	313.50				
209278	5/11/2020	NESPRESSO						390.00
		<u>Invoice Number</u>	<u>Payment Details</u>	<u>Amount</u>	<u>Discount</u>	<u>Retention</u>	<u>PPS</u>	
		\$APINVCE 35669150	LEVEL 4 COFFEE PODS	390.00				
209279	5/11/2020	THYSSENKRUPP ELEVATOR AUSTRALIA PTY LTD						3,294.90
		<u>Invoice Number</u>	<u>Payment Details</u>	<u>Amount</u>	<u>Discount</u>	<u>Retention</u>	<u>PPS</u>	
		\$APINVCE 8067115171	LIFT AND ESCALATOR MAINTENANCE SERVICES	1,719.82				
		\$APINVCE 8067115178	LIFT AND ESCALATOR MAINTENANCE SERVICES	1,575.08				
209280	5/11/2020	EDWIN BELLAMY						120.00
		<u>Invoice Number</u>	<u>Payment Details</u>	<u>Amount</u>	<u>Discount</u>	<u>Retention</u>	<u>PPS</u>	
		\$APINVCE 061020	TUESDAY MORNING SHOW 6 OCTOBER 2020 - E	120.00				

# Payment Details by Invoice

# MUNICIPAL FUND



From Period 5      To Period 5  
 From Date 1/11/2020      To Date 30/11/2020

<i>Cheque/EFT Number</i>	<i>Payment Date</i>	<i>Payee</i>						<i>Payment Amount</i>
209281	5/11/2020	CAMERA ELECTRONIC SALES AND SERVICE						159.00
		<i>Invoice Number</i>	<i>Payment Details</i>	<i>Amount</i>	<i>Discount</i>	<i>Retention</i>	<i>PPS</i>	
	\$APINVCE	108436A	TIME-LAPSE CAMERA LENS	159.00				
209282	5/11/2020	ALINTA SALES PTY LTD						18,285.97
		<i>Invoice Number</i>	<i>Payment Details</i>	<i>Amount</i>	<i>Discount</i>	<i>Retention</i>	<i>PPS</i>	
	\$APINVCE	80014352	68A ROE STREET NORTHBRIDGE	4,617.42				
	\$APINVCE	80014371	419 FORREST PLACE PERTH	13,668.55				
209283	5/11/2020	MAJESTIC PLUMBING						1,196.80
		<i>Invoice Number</i>	<i>Payment Details</i>	<i>Amount</i>	<i>Discount</i>	<i>Retention</i>	<i>PPS</i>	
	\$APINVCE	237608	HEIRISSON ISLAND PUBLIC TOILETS - REPLAC	1,196.80				
209284	5/11/2020	NULSEN HAVEN ASSOCIATION						8,800.00
		<i>Invoice Number</i>	<i>Payment Details</i>	<i>Amount</i>	<i>Discount</i>	<i>Retention</i>	<i>PPS</i>	
	\$APINVCE	201049	ARTS GRANT PO - NULSEN GROUP - 2020 AS W	8,800.00				
209285	5/11/2020	ZENITH INTERIORS PTY LTD						2,970.00
		<i>Invoice Number</i>	<i>Payment Details</i>	<i>Amount</i>	<i>Discount</i>	<i>Retention</i>	<i>PPS</i>	
	\$APINVCE	290696	LOOSE FURNITURE FOR COUNCIL HOUSE LEVEL	2,970.00				
209286	5/11/2020	THE TRUSTEE FOR JKL TRUST T/AS 3 MONKEYS						8,050.45
		<i>Invoice Number</i>	<i>Payment Details</i>	<i>Amount</i>	<i>Discount</i>	<i>Retention</i>	<i>PPS</i>	
	\$APINVCE	9433	EDUTOUCH COMMERCIAL PANEL FOR LEVEL 9 ME	8,050.45				
209287	5/11/2020	ACCESS BRICKPAVING CO						66,645.48
		<i>Invoice Number</i>	<i>Payment Details</i>	<i>Amount</i>	<i>Discount</i>	<i>Retention</i>	<i>PPS</i>	
	\$APINVCE	16102034	BLANKET ORDER FOR ACCESS BRICK PAVING AS	605.00	12.10			
	\$APINVCE	16102030	BLANKET ORDER FOR ACCESS BRICK PAVING AS	52,571.09				
	\$APINVCE	16102031	BLANKET ORDER FOR ACCESS BRICK PAVING AS	13,481.49				
					<b>12.10</b>			
209288	5/11/2020	SUNNY INDUSTRIAL BRUSHWARE						275.00
		<i>Invoice Number</i>	<i>Payment Details</i>	<i>Amount</i>	<i>Discount</i>	<i>Retention</i>	<i>PPS</i>	
	\$APINVCE	00022500	ANNUAL SWEEPER BRUSH BLANKET ORDER FOR 3	275.00				

# Payment Details by Invoice

# MUNICIPAL FUND



From Period 5      To Period 5  
 From Date 1/11/2020      To Date 30/11/2020

<i>Cheque/EFT Number</i>	<i>Payment Date</i>	<i>Payee</i>						<i>Payment Amount</i>
209289	5/11/2020	EOS ELECTRICAL						11,077.87
		<u>Invoice Number</u>	<u>Payment Details</u>	<u>Amount</u>	<u>Discount</u>	<u>Retention</u>	<u>PPS</u>	
		\$APINVCE 00013541	GENERIC STREET BANNER INSTALLATION	3,102.12				
		\$APINVCE 00013571	ELECTRICAL MAINTENANCE OF STREET LIGHTS	135.30				
		\$APINVCE 00013556	ELECTRICAL MAINTENANCE OF STREET LIGHTS	1,433.85				
		\$APINVCE 00013512	CHRISTMAS DECORATIONS - INSTALL NEW GPO'	6,406.60				
209290	5/11/2020	GILMOUR & JOOSTE ELECTRICAL						25,901.39
		<u>Invoice Number</u>	<u>Payment Details</u>	<u>Amount</u>	<u>Discount</u>	<u>Retention</u>	<u>PPS</u>	
		\$APINVCE INV10916	VARIOUS SITES - UNPLANNED ELECTRICAL MAI	55.00				
		\$APINVCE INV-10769	VARIOUS SITES - UNPLANNED ELECTRICAL MAI	55.00				
		\$APINVCE INV-10659	VARIOUS SITES - UNPLANNED ELECTRICAL MAI	411.68				
		\$APINVCE INV-10773	VARIOUS SITES - UNPLANNED ELECTRICAL MAI	55.00				
		\$APINVCE INV-10626	ELECTRICAL MAINTENANCE FOR STREET LIGHTI	361.13				
		\$APINVCE INV-10680	ELECTRICAL MAINTENANCE FOR STREET LIGHTI	82.50				
		\$APINVCE INV-10258	ELECTRICAL MAINTENANCE FOR STREET LIGHTI	2,101.73				
		\$APINVCE INV-10706	ELECTRICAL MAINTENANCE FOR STREET LIGHTI	1,996.50				
		\$APINVCE INV-10872	ELECTRICAL MAINTENANCE FOR STREET LIGHTI	1,560.78				
		\$APINVCE INV-9795	ELECTRICAL MAINTENANCE FOR STREET LIGHTI	110.00				
		\$APINVCE INV-10640	ELECTRICAL MAINTENANCE FOR STREET LIGHTI	18,199.77				
		\$APINVCE INV-10627	ELECTRICAL MAINTENANCE FOR STREET LIGHTI	912.30				
209291	5/11/2020	PM PRODUCTION DESIGN & MANAGEMENT PTY LTD						152,185.00
		<u>Invoice Number</u>	<u>Payment Details</u>	<u>Amount</u>	<u>Discount</u>	<u>Retention</u>	<u>PPS</u>	
		\$APINVCE 00002336	CHRISTMAS PROJECTION 20-11-20 to 03-01-21	152,185.00				
209292	5/11/2020	JAPANESE TRUCK & BUS SPARES PTY LTD						86.90
		<u>Invoice Number</u>	<u>Payment Details</u>	<u>Amount</u>	<u>Discount</u>	<u>Retention</u>	<u>PPS</u>	
		\$APINVCE 383842	OCT SERVICE FILTERS FOR HINO RUBBISH TRU	86.90				
209293	5/11/2020	MSS SECURITY PTY LTD						3,021.60
		<u>Invoice Number</u>	<u>Payment Details</u>	<u>Amount</u>	<u>Discount</u>	<u>Retention</u>	<u>PPS</u>	
		\$APINVCE 70407636	MSS SECURITY TILL 30TH SEPTEMBER 2020	3,021.60				
209294	5/11/2020	DEPARTMENT OF MINES INDUSTRY REGULATION AND						77,198.49
		<u>Invoice Number</u>	<u>Payment Details</u>	<u>Amount</u>	<u>Discount</u>	<u>Retention</u>	<u>PPS</u>	
		\$APINVCE 02112020	BUILDING SERVICE LEVY OCT 2020-502165	77,198.49				

# Payment Details by Invoice

# MUNICIPAL FUND



From Period 5      To Period 5  
 From Date 1/11/2020      To Date 30/11/2020

<i>Cheque/EFT Number</i>	<i>Payment Date</i>	<i>Payee</i>					<i>Payment Amount</i>
209295	5/11/2020	DATALINE VISUAL LINK PTY LTD					1,835.52
		<i>Invoice Number</i>	<i>Payment Details</i>	<i>Amount</i>	<i>Discount</i>	<i>Retention</i>	<i>PPS</i>
		\$APINVCE 53274	CONTRACT 100385	782.38			
		\$APINVCE 53171	CITY LIBRARY ACCESS CONTROL SYSTEM REACT	1,053.14			
209296	5/11/2020	CUPID CATERING					839.30
		<i>Invoice Number</i>	<i>Payment Details</i>	<i>Amount</i>	<i>Discount</i>	<i>Retention</i>	<i>PPS</i>
		\$APINVCE IN0000002261	DESSERTS & SWEETS FOR CATERING SUPPLY 20	377.30			
		\$APINVCE IN0000002262	DESSERTS & SWEETS FOR CATERING SUPPLY 20	462.00			
209297	5/11/2020	MCLEODS BARRISTERS AND SOLICITORS					16,593.63
		<i>Invoice Number</i>	<i>Payment Details</i>	<i>Amount</i>	<i>Discount</i>	<i>Retention</i>	<i>PPS</i>
		\$APINVCE 115589	ELECTIONS TRAINING WORKSHOP - JENNIFER L	9,599.52			
		\$APINVCE 115401	SETTLEMENT OF UNIT 100/ 403 NEWCASTLE ST	6,994.11			
209298	5/11/2020	ELECTRICITY GENERATION AND RETAIL CORPORATION					600.60
		<i>Invoice Number</i>	<i>Payment Details</i>	<i>Amount</i>	<i>Discount</i>	<i>Retention</i>	<i>PPS</i>
		\$APINVCE 758917930	ELECTRICITY 8 ABERDEEN ST PERTH	305.17			
		\$APINVCE 431845470	483 U1 TERRACE RD PERTH	295.43			
209299	5/11/2020	BLACKWOODS ATKINS					35.28
		<i>Invoice Number</i>	<i>Payment Details</i>	<i>Amount</i>	<i>Discount</i>	<i>Retention</i>	<i>PPS</i>
		\$APINVCE PE5099XX	STORES STOCK	35.28			
209300	5/11/2020	THE PERTH CENTRE FOR PHOTOGRAPHY INC					6,050.00
		<i>Invoice Number</i>	<i>Payment Details</i>	<i>Amount</i>	<i>Discount</i>	<i>Retention</i>	<i>PPS</i>
		\$APINVCE INV-0263	ART GRANT FOR PERTH CENTRE OF PHOTOGRAPH	6,050.00			
209301	5/11/2020	DE VINE CELLARS					156.00
		<i>Invoice Number</i>	<i>Payment Details</i>	<i>Amount</i>	<i>Discount</i>	<i>Retention</i>	<i>PPS</i>
		\$APINVCE 446781-3	DE VINE CELLAR CATERING BEVERAGE SUPPLIE	156.00			
209302	5/11/2020	MOW MASTER TURF EQUIPMENT					23.90
		<i>Invoice Number</i>	<i>Payment Details</i>	<i>Amount</i>	<i>Discount</i>	<i>Retention</i>	<i>PPS</i>
		\$APINVCE 00060214	REPLACEMENT CHAIN ROLLER FOR PARK CYLIND	23.90			



# Payment Details by Invoice

# MUNICIPAL FUND



From Period 5      To Period 5  
 From Date 1/11/2020      To Date 30/11/2020

<i>Cheque/EFT Number</i>	<i>Payment Date</i>	<i>Payee</i>					<i>Payment Amount</i>
209303	5/11/2020	WSP AUSTRALIA PTY LTD					3,929.86
		<i>Invoice Number</i>	<i>Payment Details</i>	<i>Amount</i>	<i>Discount</i>	<i>Retention</i>	<i>PPS</i>
		\$APINVCE 64072959	6TH AND FINAL PAYMENT INSTALLMENT FOR OU	3,929.86			
209304	5/11/2020	WA VENUES & EVENTS PTY LTD					4,680.17
		<i>Invoice Number</i>	<i>Payment Details</i>	<i>Amount</i>	<i>Discount</i>	<i>Retention</i>	<i>PPS</i>
		\$APINVCE 502412	POWER CHARGES - PERTH CONCERT HALL CAR P	4,680.17			
209305	5/11/2020	BROWNES FOODS OPERATIONS PTY LTD					42.34
		<i>Invoice Number</i>	<i>Payment Details</i>	<i>Amount</i>	<i>Discount</i>	<i>Retention</i>	<i>PPS</i>
		\$APINVCE 15639818	DEPOT WEEKLY MILK DELIVERY 1 JULY 2020 -	42.34			
209306	5/11/2020	ICONIC PROPERTY SERVICES					50,117.71
		<i>Invoice Number</i>	<i>Payment Details</i>	<i>Amount</i>	<i>Discount</i>	<i>Retention</i>	<i>PPS</i>
		\$APINVCE PSI011564	CLEANING AND LOCK UP SERVICES VARIOUS PR	28,730.16			
		\$APINVCE PSI011335	CLEANING AND LOCK UP SERVICES VARIOUS PR	21,387.55			
209307	5/11/2020	HARBOUR SOFTWARE PTY LTD					4,781.70
		<i>Invoice Number</i>	<i>Payment Details</i>	<i>Amount</i>	<i>Discount</i>	<i>Retention</i>	<i>PPS</i>
		\$APINVCE 1725	HARBOUR SOFTWARE (EASYREV RATES	4,781.70			
209308	5/11/2020	A E HOSKINS & SONS					6,320.62
		<i>Invoice Number</i>	<i>Payment Details</i>	<i>Amount</i>	<i>Discount</i>	<i>Retention</i>	<i>PPS</i>
		\$APINVCE 441818	VARIOUS SITES - UNPLANNED MAINTENANCE -	133.62			
		\$APINVCE 441904	VARIOUS SITES - UNPLANNED MAINTENANCE -	2,640.70			
		\$APINVCE 441903	VARIOUS SITES - UNPLANNED MAINTENANCE -	3,546.30			
209309	5/11/2020	CSE CROSSCOM PTY LTD					2,255.00
		<i>Invoice Number</i>	<i>Payment Details</i>	<i>Amount</i>	<i>Discount</i>	<i>Retention</i>	<i>PPS</i>
		\$APINVCE 430354	TWO WAY RADIO MONTHLY FEE FOR CITIPLACE	27.50			
		\$APINVCE 430347	TWO-WAY RADIO - AIR TIME FOR 20/21 FINAN	2,172.50			
		\$APINVCE 430355	CSE CROSSCOM MONTHLY NETWORK FEES. PERTH	55.00			
209310	5/11/2020	ZUMTOBEL LIGHTING PTY LTD					3,740.00
		<i>Invoice Number</i>	<i>Payment Details</i>	<i>Amount</i>	<i>Discount</i>	<i>Retention</i>	<i>PPS</i>
		\$APINVCE 141700738	VICTORIA GARDENS - REPLACEMENT OF 4 X WA	3,740.00			

# Payment Details by Invoice

# MUNICIPAL FUND



From Period 5      To Period 5      From Date 1/11/2020      To Date 30/11/2020

<i>Cheque/EFT Number</i>	<i>Payment Date</i>	<i>Payee</i>					<i>Payment Amount</i>
209311	5/11/2020	ROWSON'S PLUMBING SERVICES PTY LTD					243.68
		<i>Invoice Number</i>	<i>Payment Details</i>	<i>Amount</i>	<i>Discount</i>	<i>Retention</i>	<i>PPS</i>
		\$APINVCE 818167	BACKFLOW DEVICE TESTING - TELETHON AVE	243.68			
209312	5/11/2020	SONTEC INTEGRATED SYSTEMS					27,945.50
		<i>Invoice Number</i>	<i>Payment Details</i>	<i>Amount</i>	<i>Discount</i>	<i>Retention</i>	<i>PPS</i>
		\$APINVCE 17323	CONTAINER DEPOSIT SCHEME SUPPLY & INSTAL	17,424.00			
		\$APINVCE 16985	VARIOUS SITES - PLANNED MAINTENANCE - 20	10,521.50			
209313	5/11/2020	ALLMAKES PTY LTD T/AS BRANDWORX AUSTRALIA					2,133.56
		<i>Invoice Number</i>	<i>Payment Details</i>	<i>Amount</i>	<i>Discount</i>	<i>Retention</i>	<i>PPS</i>
		\$APINVCE 726457	UNIFORM PARKING INFORMATION OFFICERS & P	96.21			
		\$APINVCE 726630	UNIFORMS FOR 41 STAFF AT LIBRARY	436.14			
		\$APINVCE 726632	UNIFORMS FOR 41 STAFF AT LIBRARY	325.70			
		\$APINVCE 726424	UNIFORMS FOR 41 STAFF AT LIBRARY	443.53			
		\$APINVCE 726425	UNIFORMS FOR 41 STAFF AT LIBRARY	58.63			
		\$APINVCE 726426	UNIFORMS FOR 41 STAFF AT LIBRARY	362.57			
		\$APINVCE 726427	UNIFORMS FOR 41 STAFF AT LIBRARY	410.78			
209314	5/11/2020	ECLIPSE SOILS PTY LTD					4,427.50
		<i>Invoice Number</i>	<i>Payment Details</i>	<i>Amount</i>	<i>Discount</i>	<i>Retention</i>	<i>PPS</i>
		\$APINVCE PERT01044135	MULCH SUPPLY, NARROWS	4,427.50			
209315	5/11/2020	GRIFFON ALPHA GROUP PTY LTD					55.00
		<i>Invoice Number</i>	<i>Payment Details</i>	<i>Amount</i>	<i>Discount</i>	<i>Retention</i>	<i>PPS</i>
		\$APINVCE COP0131	ROE STREET CAR PARK - AFTER HOURS CALL O	55.00			

# Payment Details by Invoice

# MUNICIPAL FUND



From Period 5      To Period 5  
 From Date 1/11/2020      To Date 30/11/2020

<i>Cheque/EFT Number</i>	<i>Payment Date</i>	<i>Payee</i>					<i>Payment Amount</i>
209316	5/11/2020	WINC AUSTRALIA PTY PTD					3,390.11
		<i>Invoice Number</i>	<i>Payment Details</i>	<i>Amount</i>	<i>Discount</i>	<i>Retention</i>	<i>PPS</i>
		\$APINVCE 9034101645	STATIONERY SUPPLIES, NON GST FOOD SUPPLI	86.72			
		\$APINVCE 9034101656	COMMUNITY DEVELOPMENT ALLIANCE	48.38			
		\$APINVCE 9034114346	LEVEL 4 - KITCHEN CONSUMABLES, CLEANING	73.31			
		\$APINVCE 9034081297	ICT SERVICES UNIT - BLANKET ORDER FOR ST	22.68			
		\$APINVCE 9034101667	OFFICE SUPPLIES AND STATIONARY ORDERS FO	50.33			
		\$APINVCE 9033764486	SOAP DISPENSERS - VARIOUS SITES	1,512.83			
		\$APINVCE 9033094341	DEPOT CATERING, CLEANING & STATIONERY SU	80.37			
		\$APINVCE 9033777423	CONTAINER DEPOSIT SCHEME OFFICE SUPPLIES	1,440.07			
		\$APINVCE 9034021722	STATIONERY AND PAPER SUPPLIES FOR LEVEL	75.42			
209317	5/11/2020	ESSENTIAL FIRE SERVICES PTY LTD					10,247.96
		<i>Invoice Number</i>	<i>Payment Details</i>	<i>Amount</i>	<i>Discount</i>	<i>Retention</i>	<i>PPS</i>
		\$APINVCE 72968SM	FIRE SERVICE PLANNED MAINTENANCE	242.00			
		\$APINVCE 72067SM	FIRE SERVICE PLANNED MAINTENANCE	259.60			
		\$APINVCE 72099SM	FIRE SERVICE PLANNED MAINTENANCE	1,536.70			
		\$APINVCE 72205SM	FIRE SERVICE PLANNED MAINTENANCE	302.50			
		\$APINVCE 70796SM	FIRE SERVICES PLANNED MAINTENANCE 20/21	7,907.16			
209318	5/11/2020	HOBAN RECRUITMENT					6,590.13
		<i>Invoice Number</i>	<i>Payment Details</i>	<i>Amount</i>	<i>Discount</i>	<i>Retention</i>	<i>PPS</i>
		\$APINVCE H49210	CAATHERINE MEREDITH, SUPPORT OFFICER (EN	2,437.88			
		\$APINVCE H49211	HOBAN - LABOUR HIRE 20/21	4,152.25			
209319	5/11/2020	ENVIRO INFRASTRUCTURE PTY LTD					12,574.23
		<i>Invoice Number</i>	<i>Payment Details</i>	<i>Amount</i>	<i>Discount</i>	<i>Retention</i>	<i>PPS</i>
		\$APINVCE 6113	STREET LIGHT MAINTENANCE REPAIR OF BASE	768.49			
		\$APINVCE 6107	VARIOUS SITES - UNPLANNED MAINTENANCE -	4,397.14			
		\$APINVCE 5769	VARIOUS SITES - UNPLANNED MAINTENANCE -	5,348.82			
		\$APINVCE 6138	WELD REPAIRS TO ISUZU RUBBISH COMPACTOR	2,059.78			
209320	5/11/2020	TECPRO AUSTRALIA PTY LTD					6,726.50
		<i>Invoice Number</i>	<i>Payment Details</i>	<i>Amount</i>	<i>Discount</i>	<i>Retention</i>	<i>PPS</i>
		\$APINVCE T39682	SPECIAL ARAMID PREDATOR SEWER HOSE TO CL	6,726.50			

# Payment Details by Invoice

# MUNICIPAL FUND



From Period 5      To Period 5  
 From Date 1/11/2020      To Date 30/11/2020

<i>Cheque/EFT Number</i>	<i>Payment Date</i>	<i>Payee</i>						<i>Payment Amount</i>
209321	5/11/2020	CENTRAL CITY HEALTH PROFESSIONALS						278.00
		<i>Invoice Number</i>	<i>Payment Details</i>	<i>Amount</i>	<i>Discount</i>	<i>Retention</i>	<i>PPS</i>	
		\$APINVCE 0080851	PARKING OFFICER PODIATRY 20/21	85.00				
		\$APINVCE 0080968	PARKING OFFICER PODIATRY 20/21	193.00				
209322	5/11/2020	RISK PROTECT SECURITY SERVICES PTY LTD						1,691.80
		<i>Invoice Number</i>	<i>Payment Details</i>	<i>Amount</i>	<i>Discount</i>	<i>Retention</i>	<i>PPS</i>	
		\$APINVCE IV00001309	COUNCIL HOUSE, LIBRARY AND FORREST PLACE	1,548.80				
		\$APINVCE IV00001308	COUNCIL HOUSE, LIBRARY AND FORREST PLACE	143.00				
209323	5/11/2020	COMMUNITY RESOURCES LIMITED T/AS SOFT LANDING						9,979.20
		<i>Invoice Number</i>	<i>Payment Details</i>	<i>Amount</i>	<i>Discount</i>	<i>Retention</i>	<i>PPS</i>	
		\$APINVCE INV49137	MATTRESS REMOVAL - BULK WASTE	9,979.20				
209324	5/11/2020	INFRASTRUCTURE LOGIC PTY LTD						12,936.00
		<i>Invoice Number</i>	<i>Payment Details</i>	<i>Amount</i>	<i>Discount</i>	<i>Retention</i>	<i>PPS</i>	
		\$APINVCE INV-151351	EAGLEIO. SENSOR DASHBOARD SUBSCRIPTION.	12,936.00				
209325	5/11/2020	JESSICA WYLD PHOTOGRAPHY PTY LTD						1,298.00
		<i>Invoice Number</i>	<i>Payment Details</i>	<i>Amount</i>	<i>Discount</i>	<i>Retention</i>	<i>PPS</i>	
		\$APINVCE 201017	PHOTOGRAPHY FOR ELECTED MEMBER BIOS AND	1,298.00				
209326	5/11/2020	TRUSTEE FOR THE CHELMSFORD TRUST T/AS ST ANNE'S						117.00
		<i>Invoice Number</i>	<i>Payment Details</i>	<i>Amount</i>	<i>Discount</i>	<i>Retention</i>	<i>PPS</i>	
		\$APINVCE 00081609	WREATH LAYING FOR THE NATIONAL DAY OF GR	117.00				
209327	5/11/2020	J.H. FLUID TRANSFER SOLUTIONS PTY LTD T/AS PIRTEK						169.73
		<i>Invoice Number</i>	<i>Payment Details</i>	<i>Amount</i>	<i>Discount</i>	<i>Retention</i>	<i>PPS</i>	
		\$APINVCE MLT00036703	UNLOADED VALVE FOR HIGH PRESSURE CLEANER	169.73				
209328	5/11/2020	HERITAGE WAY PTY LTD (DOMUS NURSERY)						3,137.42
		<i>Invoice Number</i>	<i>Payment Details</i>	<i>Amount</i>	<i>Discount</i>	<i>Retention</i>	<i>PPS</i>	
		\$APINVCE 147201	AUSTRALIAN NATIVE PLANTS FOR THE MALLS,	3,137.42				

# Payment Details by Invoice

# MUNICIPAL FUND



From Period 5 To Period 5 From Date 1/11/2020 To Date 30/11/2020

<i>Cheque/EFT Number</i>	<i>Payment Date</i>	<i>Payee</i>					<i>Payment Amount</i>
209329	5/11/2020	THE GRIFFITH FAMILY TRUST T/AS SUPERSTOCK SERVICES					129.93
		<i>Invoice Number</i>	<i>Payment Details</i>	<i>Amount</i>	<i>Discount</i>	<i>Retention</i>	<i>PPS</i>
		\$APINVCE 40430716	MILK FOR CHILD CARE	79.53			
		\$APINVCE 40430715	FRUIT JUICE AND DAIRY PRODUCTS FOR THE C	50.40			
209330	5/11/2020	SELECT FRESH PTY LTD					283.05
		<i>Invoice Number</i>	<i>Payment Details</i>	<i>Amount</i>	<i>Discount</i>	<i>Retention</i>	<i>PPS</i>
		\$APINVCE 282974	FRUIT AND VEGETABLES	56.16			
		\$APINVCE 283188	FRUIT AND VEGETABLES	61.73			
		\$APINVCE 283010	FRUIT AND VEG FOR CHILD CARE	165.16			
209331	5/11/2020	GPC ASIA PACIFIC PTY LTD T/AS COVS					484.33
		<i>Invoice Number</i>	<i>Payment Details</i>	<i>Amount</i>	<i>Discount</i>	<i>Retention</i>	<i>PPS</i>
		\$APINVCE 1640245102	ENGINE OIL FOR TOYOTA UTE AND FILTERS FO	365.31			
		\$APINVCE 1640245675	DOOR SWITCH FOR POD ON RANGERS UTES + SP	119.02			
209332	5/11/2020	THE TRUSTEE FOR THE QUITO PTY LTD T/AS BENARA					1,327.04
		<i>Invoice Number</i>	<i>Payment Details</i>	<i>Amount</i>	<i>Discount</i>	<i>Retention</i>	<i>PPS</i>
		\$APINVCE 259846	SUPPLY OF PLANTS 80 WESTRINGIA DAMPIERI	447.04			
		\$APINVCE 259381	TREE PROCUREMENT - HAY ST AND IRWIN ST	880.00			
209333	5/11/2020	EQUILIBRIUM INTERACTIVE PTY LTD T/AS EQUILIBRIUM					6,151.94
		<i>Invoice Number</i>	<i>Payment Details</i>	<i>Amount</i>	<i>Discount</i>	<i>Retention</i>	<i>PPS</i>
		\$APINVCE 8233	DATA AND ANALYTICS CONTRACT - EQU	6,151.94			
209334	5/11/2020	GRAVELROAD GROUP PTY LTD					16,489.00
		<i>Invoice Number</i>	<i>Payment Details</i>	<i>Amount</i>	<i>Discount</i>	<i>Retention</i>	<i>PPS</i>
		\$APINVCE 00612569	TELECOMMUNICATIONS CONSULTANT. REVIEW	5,500.00			
		\$APINVCE 00612572	TELECOMMUNICATIONS CONSULTANT. REVIEW	10,989.00			
209335	5/11/2020	SWAN GROUP WA PTY LTD T/AS SWAN GROUP WA					315,599.70
		<i>Invoice Number</i>	<i>Payment Details</i>	<i>Amount</i>	<i>Discount</i>	<i>Retention</i>	<i>PPS</i>
		\$APINVCE 201989	CONTAINER DEPOSIT SCHEME - ABERDEEN ST -	315,599.70			
209336	5/11/2020	ALLIRA LOUISE WILSON T/AS ALLIRA LOUISE WILSON					600.00
		<i>Invoice Number</i>	<i>Payment Details</i>	<i>Amount</i>	<i>Discount</i>	<i>Retention</i>	<i>PPS</i>
		\$APINVCE 201019	BACKGROUND ENTERTAINMENT FOR	600.00			

# Payment Details by Invoice

# MUNICIPAL FUND



From Period 5      To Period 5  
 From Date 1/11/2020      To Date 30/11/2020

<i>Cheque/EFT Number</i>	<i>Payment Date</i>	<i>Payee</i>						<i>Payment Amount</i>
209337	5/11/2020	PAUL C & SARAH A FAY T/AS MULTIPATH TECHNOLOGIES						5,940.00
		<i>Invoice Number</i>	<i>Payment Details</i>	<i>Amount</i>	<i>Discount</i>	<i>Retention</i>	<i>PPS</i>	
		\$APINVCE	MPT101920	AV AND VIDEOGRAPHY FOR THE SWEARING-IN C	5,940.00			
								<b>209379</b>
209338	5/11/2020	KIYA ERIN WATT						2,700.00
		<i>Invoice Number</i>	<i>Payment Details</i>	<i>Amount</i>	<i>Discount</i>	<i>Retention</i>	<i>PPS</i>	
		\$APINVCE	36	SPEND REDEMPTION ARTWORK KIYA WATT	2,700.00			
209339	5/11/2020	DIGIT BOOKS PTY LTD T/AS DIGIT BUSINESS						4,125.00
		<i>Invoice Number</i>	<i>Payment Details</i>	<i>Amount</i>	<i>Discount</i>	<i>Retention</i>	<i>PPS</i>	
		\$APINVCE	INV-23930	SMALL BUSINESS GRANT 20/21 DIGIT BUSINES	4,125.00			
209340	5/11/2020	AEROMETREX PTY LTD						16,500.00
		<i>Invoice Number</i>	<i>Payment Details</i>	<i>Amount</i>	<i>Discount</i>	<i>Retention</i>	<i>PPS</i>	
		\$APINVCE	5336	PURCHASING 1 YEAR SUBSCRIPTION FOR ACCES	16,500.00			
209341	5/11/2020	WHO IS LUCKY CHAN PTY LTD T/AS LUCKY CHANS						5,500.00
		<i>Invoice Number</i>	<i>Payment Details</i>	<i>Amount</i>	<i>Discount</i>	<i>Retention</i>	<i>PPS</i>	
		\$APINVCE	INV-0002	SMALL BUSINESS GRANT 20/21 LUCKY CHANS F	5,500.00			
209342	5/11/2020	FOOTBALL WEST LIMITED T/AS FOOTBALL WEST						3,480.00
		<i>Invoice Number</i>	<i>Payment Details</i>	<i>Amount</i>	<i>Discount</i>	<i>Retention</i>	<i>PPS</i>	
		\$APINVCE	074637	SOCCER IN THE CITY - 6 WEEK PROGRAM	3,480.00			
209343	5/11/2020	BOFFINS BOOKSHOP PTY LTD						165.54
		<i>Invoice Number</i>	<i>Payment Details</i>	<i>Amount</i>	<i>Discount</i>	<i>Retention</i>	<i>PPS</i>	
		\$APINVCE	INV0139153	BOOK PRIZES FOR LIBRARY NAIDOC CHALLENGE	165.54			
209344	5/11/2020	BUNNINGS BUILDING SUPPLIES P/L						995.00
		<i>Invoice Number</i>	<i>Payment Details</i>	<i>Amount</i>	<i>Discount</i>	<i>Retention</i>	<i>PPS</i>	
		\$APINVCE	2404/99827998	CITIPLACE CHILDCARE CENTRE - OUTDOOR STO	995.00			
209345	5/11/2020	PROSEGUR AUSTRALIA PTY LTD T/AS CHUBB SECURITY						8,169.87
		<i>Invoice Number</i>	<i>Payment Details</i>	<i>Amount</i>	<i>Discount</i>	<i>Retention</i>	<i>PPS</i>	
		\$APINVCE	M2767418	PARKING TICKET MACHINE CASH COUNTING AN	8,169.87			

# Payment Details by Invoice

# MUNICIPAL FUND



From Period 5      To Period 5      From Date 1/11/2020      To Date 30/11/2020

<i>Cheque/EFT Number</i>	<i>Payment Date</i>	<i>Payee</i>						<i>Payment Amount</i>
209346	5/11/2020	CLASSIC TREE SERVICES						2,886.24
		<i>Invoice Number</i>	<i>Payment Details</i>	<i>Amount</i>	<i>Discount</i>	<i>Retention</i>	<i>PPS</i>	
		\$APINVCE      INV32658	STREET TREE PRUNING, REMOVAL AND ARBORIC	2,286.79				
		\$APINVCE      INV32659	STREET TREE PRUNING, REMOVAL AND ARBORIC	599.45				
209347	5/11/2020	DARDANUP BUTCHERING UNIT TRUST T/AS DARDANUP						1,431.11
		<i>Invoice Number</i>	<i>Payment Details</i>	<i>Amount</i>	<i>Discount</i>	<i>Retention</i>	<i>PPS</i>	
		\$APINVCE      BL545038	DARDANUP MEATS	618.70				
		\$APINVCE      BL545938	MEAT DELIVERY FOR CHILD CARE	173.37				
		\$APINVCE      BL545685	DARDANUP MEATS	639.04				
209348	5/11/2020	LANDGATE						546.98
		<i>Invoice Number</i>	<i>Payment Details</i>	<i>Amount</i>	<i>Discount</i>	<i>Retention</i>	<i>PPS</i>	
		\$APINVCE      360343-1000042	LANDGATE - VALUATIONS, TITLE SEARCHES &	280.80				
		\$APINVCE      357930-1000042	LANDGATE - VALUATIONS, TITLE SEARCHES &	266.18				
209349	5/11/2020	DEPUTY COMMISSIONER OF TAXATION						598,844.00
		<i>Invoice Number</i>	<i>Payment Details</i>	<i>Amount</i>	<i>Discount</i>	<i>Retention</i>	<i>PPS</i>	
		\$HRPAYJNL      EF 23/10/2020	WITHHOLDING TAX (PAYG)	110,160.00				
		\$HRPAYJNL      EF 23/10/2020	EXTRA TAX	600.00				
		\$HRPAYJNL      EF 23/10/2020	HELP	1,310.00				
		\$HRPAYJNL      F 23/10/2020	WITHHOLDING TAX (PAYG)	12,660.00				
		\$HRPAYJNL      F 23/10/2020	WITHHOLDING TAX (PAYG)	459,791.00				
		\$HRPAYJNL      F 23/10/2020	EXTRA TAX	1,785.00				
		\$HRPAYJNL      F 23/10/2020	HELP	12,056.00				
		\$HRPAYJNL      F 23/10/2020	SFSS	482.00				
209350	5/11/2020	FARINOSI & SONS PTY LTD						163.85
		<i>Invoice Number</i>	<i>Payment Details</i>	<i>Amount</i>	<i>Discount</i>	<i>Retention</i>	<i>PPS</i>	
		\$APINVCE      10980634	VARIOUS SITES - UNPLANNED MAINTENANCE -	24.85				
		\$APINVCE      10980205	MESH ( UTE ) 62 4.00MT ( 16KG ) ( 36 KG	139.00				
209351	5/11/2020	STRATAGREEN						759.83
		<i>Invoice Number</i>	<i>Payment Details</i>	<i>Amount</i>	<i>Discount</i>	<i>Retention</i>	<i>PPS</i>	
		\$APINVCE      128072	STORES STOCK	759.83				



# Payment Details by Invoice

# MUNICIPAL FUND



From Period 5 To Period 5 From Date 1/11/2020 To Date 30/11/2020

<i>Cheque/EFT Number</i>	<i>Payment Date</i>	<i>Payee</i>					<i>Payment Amount</i>
209352	5/11/2020	HAMES SHARLEY (WA) PTY LTD					16,128.75
		<i>Invoice Number</i>	<i>Payment Details</i>	<i>Amount</i>	<i>Discount</i>	<i>Retention</i>	<i>PPS</i>
		\$APINVCE	WA014282	CITY OF PERTH WORKPLACE	16,128.75		
209353	5/11/2020	HAYS PERSONNEL SERVICES (AUST) PTY LTD					8,373.84
		<i>Invoice Number</i>	<i>Payment Details</i>	<i>Amount</i>	<i>Discount</i>	<i>Retention</i>	<i>PPS</i>
		\$APINVCE	9615283	INTERNAL AUDIT & RISK MANAGER RECRUITMEN	528.00		
		\$APINVCE	9615290	SENIOR PROJECT ENGINEER - ARUN	2,564.52		
		\$APINVCE	9615292	SUPPLY MAINTENANCE WORKER JASON FROM	1,895.83		
		\$APINVCE	9615291	SUPPLY OF MAINTENANCE WORKER FROM TONY 2	1,895.83		
		\$APINVCE	9585650	SUPPLY OF MAINTENANCE WORKER JASON	1,489.66		
209354	5/11/2020	CHANDLER MACLEOD LTD					109.95
		<i>Invoice Number</i>	<i>Payment Details</i>	<i>Amount</i>	<i>Discount</i>	<i>Retention</i>	<i>PPS</i>
		\$APINVCE	93343000	COP CATERING STAFF HIRE.	109.95		
209355	5/11/2020	METRO FILTERS					40.00
		<i>Invoice Number</i>	<i>Payment Details</i>	<i>Amount</i>	<i>Discount</i>	<i>Retention</i>	<i>PPS</i>
		\$APINVCE	00164338	CHILD CARE - CANOPY AND FILTER CLEAN	20.00		
		\$APINVCE	00162884	CHILD CARE - CANOPY AND FILTER CLEAN	20.00		
209356	5/11/2020	REINO INTERNATIONAL					25,252.59
		<i>Invoice Number</i>	<i>Payment Details</i>	<i>Amount</i>	<i>Discount</i>	<i>Retention</i>	<i>PPS</i>
		\$APINVCE	INV0059963	PURCHASE OF SPARE PARTS FOR REINO TICKET	20,096.34		
		\$APINVCE	R0017652	REFER CREDIT NOTE: CREDIT 01052	1,718.75		
		\$APINVCE	R0017997	PEMS SLA OCTOBER 2020	1,718.75		
		\$APINVCE	R0017833	PEMS SERVER SLA SEP 2020	1,718.75		
209357	5/11/2020	A.L BALDOCK & J BALDOCK T/AS PSYCO SANDS					44,121.54
		<i>Invoice Number</i>	<i>Payment Details</i>	<i>Amount</i>	<i>Discount</i>	<i>Retention</i>	<i>PPS</i>
		\$APINVCE	833	STREET TREE PURCHASE & PLANTING	44,121.54		
209358	5/11/2020	RSEA PTY LTD					211.16
		<i>Invoice Number</i>	<i>Payment Details</i>	<i>Amount</i>	<i>Discount</i>	<i>Retention</i>	<i>PPS</i>
		\$APINVCE	10839592	SUPPLY OF 1 X SAFETY BOOTS AARON EMERY	131.96		
		\$APINVCE	10489367	BOOTS FOR WAC DAYSHIFT - BILL DAWSON & G	79.20		



# Payment Details by Invoice

# MUNICIPAL FUND



From Period 5      To Period 5  
 From Date 1/11/2020      To Date 30/11/2020

<i>Cheque/EFT Number</i>	<i>Payment Date</i>	<i>Payee</i>					<i>Payment Amount</i>
209359	5/11/2020	TOWN OF VICTORIA PARK					15,505.65
		<i>Invoice Number</i>	<i>Payment Details</i>	<i>Amount</i>	<i>Discount</i>	<i>Retention</i>	<i>PPS</i>
		\$APINVCE	05112020	PARKING FEE COLCTN 22/10-28/10/2020	15,505.65		
209360	5/11/2020	TURF CARE WA PTY LTD					19,344.62
		<i>Invoice Number</i>	<i>Payment Details</i>	<i>Amount</i>	<i>Discount</i>	<i>Retention</i>	<i>PPS</i>
		\$APINVCE	INV-1302	SUPPLY & APPLY TWO APPLICATION OF INDEMN	2,354.79		
		\$APINVCE	INV-1300	BROAD LEAF SPRAYING FOR THE WHOLE OF LAN	3,313.75		
		\$APINVCE	INV1322	1L/HA BACTIVATE, 2.5L/HA BIOBOOST, 2.5L/	481.36		
		\$APINVCE	INV1321	ACELEPRYN 1.5L/HA - 14.28HA (SUPPLY ONLY	13,194.72		
209361	5/11/2020	ULTIMO CATERING & EVENTS PTY LTD					7,312.58
		<i>Invoice Number</i>	<i>Payment Details</i>	<i>Amount</i>	<i>Discount</i>	<i>Retention</i>	<i>PPS</i>
		\$APINVCE	00410193	COP CATERING SUPPLIES	393.80		
		\$APINVCE	00410194	COP CATERING SUPPLIES	272.25		
		\$APINVCE	00410195	COP CATERING SUPPLIES	82.50		
		\$APINVCE	00410213	COP CATERING SUPPLIES	164.01		
		\$APINVCE	00410214	COP CATERING SUPPLIES	81.40		
		\$APINVCE	00410215	COP CATERING SUPPLIES	378.95		
		\$APINVCE	00410216	COP CATERING SUPPLIES	227.26		
		\$APINVCE	00410217	COP CATERING SUPPLIES	106.59		
		\$APINVCE	00410233	COP CATERING SUPPLIES	46.20		
		\$APINVCE	00410234	COP CATERING SUPPLIES	308.88		
		\$APINVCE	00410235	COP CATERING SUPPLIES	64.35		
		\$APINVCE	00410236	COP CATERING SUPPLIES	233.75		
		\$APINVCE	00410237	COP CATERING SUPPLIES	63.36		
		\$APINVCE	00410196	COP CATERING SUPPLIES	159.28		
		\$APINVCE	00410316	COP CATERING SUPPLIES	4,730.00		
209362	5/11/2020	WA POLICE SERVICE					33.40
		<i>Invoice Number</i>	<i>Payment Details</i>	<i>Amount</i>	<i>Discount</i>	<i>Retention</i>	<i>PPS</i>
		\$APINVCE	127081939	POLICE CLEARANCES FROM WESTERN	33.40		
209363	5/11/2020	WARP PTY LTD					1,922.87
		<i>Invoice Number</i>	<i>Payment Details</i>	<i>Amount</i>	<i>Discount</i>	<i>Retention</i>	<i>PPS</i>
		\$APINVCE	115763	PROVIDE TRAFFIC MANAGEMENT	1,922.87		

# Payment Details by Invoice

# MUNICIPAL FUND



From Period 5      To Period 5  
 From Date 1/11/2020      To Date 30/11/2020

<i>Cheque/EFT Number</i>	<i>Payment Date</i>	<i>Payee</i>						<i>Payment Amount</i>
209364	5/11/2020	G J H MORRIS						747.70
	\$APINVCE	<u>Invoice Number</u> A1019959	<u>Payment Details</u> RFD RATES-103 PIER ST PERTH	<u>Amount</u> 747.70	<u>Discount</u>	<u>Retention</u>	<u>PPS</u>	
209365	5/11/2020	DEPT OF JUSTICE						1,685.00
	\$APINVCE	<u>Invoice Number</u> 31129	<u>Payment Details</u> RFD OVERPAYMENT & BOND PTH 31129	<u>Amount</u> 1,685.00	<u>Discount</u>	<u>Retention</u>	<u>PPS</u>	
209366	5/11/2020	F45 TRAINING PTY LTD						597.50
	\$CANCHQ	<u>Invoice Number</u> 209366	<u>Payment Details</u> CBA	<u>Amount</u> 597.50	<u>Discount</u>	<u>Retention</u>	<u>PPS</u>	
209367	5/11/2020	STEVEN BOYER						120.00
	\$APINVCE	<u>Invoice Number</u> 20102020	<u>Payment Details</u> HEALTHY LIFESTYLE - S BOYER	<u>Amount</u> 120.00	<u>Discount</u>	<u>Retention</u>	<u>PPS</u>	
209368	5/11/2020	KAI GOZ						97.00
	\$APINVCE	<u>Invoice Number</u> FP1781	<u>Payment Details</u> RFD FOOD BUSINESS FP/1781	<u>Amount</u> 97.00	<u>Discount</u>	<u>Retention</u>	<u>PPS</u>	
209369	5/11/2020	ABDUL TEJAN SESAY						99.00
	\$APINVCE	<u>Invoice Number</u> EV2020/210	<u>Payment Details</u> RFD SUNSET ARCADE EV-2020/210	<u>Amount</u> 99.00	<u>Discount</u>	<u>Retention</u>	<u>PPS</u>	
209370	5/11/2020	JEHAAN SOLOMON						250.00
	\$APINVCE	<u>Invoice Number</u> EV2020/208	<u>Payment Details</u> FIRST BIRTHDAY 2020 EV-2020/208	<u>Amount</u> 250.00	<u>Discount</u>	<u>Retention</u>	<u>PPS</u>	
209371	5/11/2020	PERROTT PAINTING PTY LTD						3,000.00
	\$APINVCE	<u>Invoice Number</u> HG-2020/33	<u>Payment Details</u> RFD WORK BOND ROYAL EAST-HG-2020/33	<u>Amount</u> 3,000.00	<u>Discount</u>	<u>Retention</u>	<u>PPS</u>	
209372	5/11/2020	BEERFEST NO 1 PTY LTD						9,774.79
	\$APINVCE	<u>Invoice Number</u> EV2019/218	<u>Payment Details</u> RFD BOND BEERFEST PTH EV-2019/218	<u>Amount</u> 9,774.79	<u>Discount</u>	<u>Retention</u>	<u>PPS</u>	

# Payment Details by Invoice

# MUNICIPAL FUND



From Period 5      To Period 5      From Date 1/11/2020      To Date 30/11/2020

<i>Cheque/EFT Number</i>	<i>Payment Date</i>	<i>Payee</i>					<i>Payment Amount</i>
209373	5/11/2020	NICHOLAS HUYNH					97.00
		<i>Invoice Number</i>	<i>Payment Details</i>	<i>Amount</i>	<i>Discount</i>	<i>Retention</i>	<i>PPS</i>
	\$APINVCE	FP/1773	RFD FOOD BUSINESS-FP/1773	97.00			
209374	5/11/2020	SPRINGFORM INVESTMENTS PTY LTD ATFT SPRI					99.00
		<i>Invoice Number</i>	<i>Payment Details</i>	<i>Amount</i>	<i>Discount</i>	<i>Retention</i>	<i>PPS</i>
	\$APINVCE	EV2020/233	RFD COURT ST PARTY-EV-2020/233	99.00			
209375	5/11/2020	LOGIUDICE PROPERTY GROUP					1,552.65
		<i>Invoice Number</i>	<i>Payment Details</i>	<i>Amount</i>	<i>Discount</i>	<i>Retention</i>	<i>PPS</i>
	\$APINVCE	A1184076	RFD RATES OPTUS PHONE TOWER-190 HAY ST	1,552.65			
209376	5/11/2020	TYRON & NISAKAN KERR					165.00
		<i>Invoice Number</i>	<i>Payment Details</i>	<i>Amount</i>	<i>Discount</i>	<i>Retention</i>	<i>PPS</i>
	\$APINVCE	30102020	FOOTCARE MANAGEMENT-T KERR	165.00			
209377	5/11/2020	ALYCE & JOEL HIGGINS					167.80
		<i>Invoice Number</i>	<i>Payment Details</i>	<i>Amount</i>	<i>Discount</i>	<i>Retention</i>	<i>PPS</i>
	\$APINVCE	29102020	RFD STATIONARY - A HIGGINS	167.80			
209378	5/11/2020	MELISSA MCPHAIL					99.00
		<i>Invoice Number</i>	<i>Payment Details</i>	<i>Amount</i>	<i>Discount</i>	<i>Retention</i>	<i>PPS</i>
	\$APINVCE	EV2020/216	RFD WEDDING CEREMONY-EV-2020/216	99.00			
209379	12/11/2020	CTI5 PTY LTD					5,674.28
		<i>Invoice Number</i>	<i>Payment Details</i>	<i>Amount</i>	<i>Discount</i>	<i>Retention</i>	<i>PPS</i>
	\$APINVCE	01069041	COIN COLLECTION FEES FOR CITIPLACE REST	396.00			
	\$APINVCE	01069076	TICKET MACHINE (APM) AUDIT FEES 2020-21	5,278.28			

# Payment Details by Invoice

# MUNICIPAL FUND



From Period 5      To Period 5  
 From Date 1/11/2020      To Date 30/11/2020

Cheque/EFT

<i>Cheque/EFT Number</i>	<i>Payment Date</i>	<i>Payee</i>						<i>Payment Amount</i>
209380	12/11/2020	BIDFOOD WA PTY LTD						3,314.25
		<i>Invoice Number</i>	<i>Payment Details</i>	<i>Amount</i>	<i>Discount</i>	<i>Retention</i>	<i>PPS</i>	
		\$APINVCE 150659911.PER	CATERING SUPPLIES FOR CITIPLACE COMMUNIT	108.44				
		\$APINVCE 150659910.PER	CATERING SUPPLIES FOR CITIPLACE COMMUNIT	1,040.49				
		\$APINVCE 150695832.PER	CATERING SUPPLIES FOR CITIPLACE COMMUNIT	297.58				
		\$APINVCE 150685473.PER	CATERING SUPPLIES FOR CITIPLACE COMMUNIT	165.65				
		\$APINVCE 150685472.PER	CATERING SUPPLIES FOR CITIPLACE COMMUNIT	670.42				
		\$APINVCE 150646313.PER	CATERING SUPPLIES FOR CITIPLACE COMMUNIT	850.02				
		\$APINVCE 150707148.PER	CATERING SUPPLIES FOR CITIPLACE COMMUNIT	181.65				
209381	12/11/2020	ADVANCED TRAFFIC MANAGEMENT						25,188.57
		<i>Invoice Number</i>	<i>Payment Details</i>	<i>Amount</i>	<i>Discount</i>	<i>Retention</i>	<i>PPS</i>	
		\$APINVCE 00140168	HAY AND MURRAY ST MALL, BOLLARD	4,123.55				
		\$APINVCE 00140743	HAY AND MURRAY ST MALL, BOLLARD	4,664.28				
		\$APINVCE 00140288	HAY AND MURRAY ST MALL, BOLLARD	7,700.22				
		\$APINVCE 00140742	HAY AND MURRAY ST MALL, BOLLARD	1,713.65				
		\$APINVCE 00140741	HAY AND MURRAY ST MALL, BOLLARD	6,986.87				
209382	12/11/2020	NESPRESSO						520.00
		<i>Invoice Number</i>	<i>Payment Details</i>	<i>Amount</i>	<i>Discount</i>	<i>Retention</i>	<i>PPS</i>	
		\$APINVCE 35753140	DEPOT NESPRESSO COFFEE PODS	520.00				
209383	12/11/2020	INTERNATIONAL ART SERVICES						2,122.33
		<i>Invoice Number</i>	<i>Payment Details</i>	<i>Amount</i>	<i>Discount</i>	<i>Retention</i>	<i>PPS</i>	
		\$APINVCE A-149433	16.3 CUBIC METRES OF CLIMATE & NON-CLIMA	1,166.00				
		\$APINVCE A-150407	16.3 CUBIC METRES OF CLIMATE & NON-CLIMA	956.33				
209384	12/11/2020	ROSMECH SALES AND SERVICE PTY LTD						1,292.90
		<i>Invoice Number</i>	<i>Payment Details</i>	<i>Amount</i>	<i>Discount</i>	<i>Retention</i>	<i>PPS</i>	
		\$APINVCE 106560	SUCTION HOSE FOR ROAD SWEEPER BRUSH	1,292.90				
209385	12/11/2020	AKCELIK & ASSOCIATES PTY LTD						957.00
		<i>Invoice Number</i>	<i>Payment Details</i>	<i>Amount</i>	<i>Discount</i>	<i>Retention</i>	<i>PPS</i>	
		\$APINVCE 5100202	SIDRA FUNDAMENTAL SKILLS TRAINING COURSE	957.00				

# Payment Details by Invoice

# MUNICIPAL FUND



From Period 5      To Period 5      From Date 1/11/2020      To Date 30/11/2020

<i>Cheque/EFT Number</i>	<i>Payment Date</i>	<i>Payee</i>						<i>Payment Amount</i>
209386	12/11/2020	THYSSENKRUPP ELEVATOR AUSTRALIA PTY LTD						4,086.21
		<u>Invoice Number</u>	<u>Payment Details</u>	<u>Amount</u>	<u>Discount</u>	<u>Retention</u>	<u>PPS</u>	
		\$APINVCE 8067116546	REACTIVE LIFT MAINTENANCE 20/21	232.90				
		\$APINVCE 8067115204	REACTIVE LIFT MAINTENANCE 20/21	465.81				
		\$APINVCE 8067116540	REACTIVE LIFT MAINTENANCE 20/21	465.81				
		\$APINVCE 8067115151	LIFT AND ESCALATOR MAINTENANCE SERVICES	1,289.29				
		\$APINVCE 8067116547	REACTIVE LIFT AND ESCALATOR MAINTENANCE	594.00				
		\$APINVCE 8067117046	REACTIVE LIFT AND ESCALATOR MAINTENANCE	444.40				
		\$APINVCE 8067117008	REACTIVE LIFT AND ESCALATOR MAINTENANCE	594.00				
209387	12/11/2020	ABORIGINAL PRODUCTIONS AND PROMOTIONS						660.00
		<u>Invoice Number</u>	<u>Payment Details</u>	<u>Amount</u>	<u>Discount</u>	<u>Retention</u>	<u>PPS</u>	
		\$APINVCE 00005361	SMOKING CEREMONY AND WELCOME TO	660.00				
209388	12/11/2020	ALINTA SALES PTY LTD						845.55
		<u>Invoice Number</u>	<u>Payment Details</u>	<u>Amount</u>	<u>Discount</u>	<u>Retention</u>	<u>PPS</u>	
		\$APINVCE 804003079	567 HAY ST PERTH	845.55				
209389	12/11/2020	MAJESTIC PLUMBING						4,158.88
		<u>Invoice Number</u>	<u>Payment Details</u>	<u>Amount</u>	<u>Discount</u>	<u>Retention</u>	<u>PPS</u>	
		\$APINVCE 238537	VARIOUS SITES - UNPLANNED PLUMBING MAINT	258.94				
		\$APINVCE 238268	VARIOUS SITES - UNPLANNED PLUMBING MAINT	1,917.78				
		\$APINVCE 238308	VARIOUS SITES - UNPLANNED PLUMBING MAINT	98.40				
		\$APINVCE 238320	VARIOUS SITES - UNPLANNED PLUMBING MAINT	231.99				
		\$APINVCE 238319	VARIOUS SITES - UNPLANNED PLUMBING MAINT	92.90				
		\$APINVCE 238376	VARIOUS SITES - UNPLANNED PLUMBING MAINT	185.79				
		\$APINVCE 238427	VARIOUS SITES - UNPLANNED PLUMBING MAINT	332.33				
		\$APINVCE 238471	VARIOUS SITES - UNPLANNED PLUMBING MAINT	98.40				
		\$APINVCE 238472	VARIOUS SITES - UNPLANNED PLUMBING MAINT	391.73				
		\$APINVCE 238504	VARIOUS SITES - UNPLANNED PLUMBING MAINT	396.00				
		\$APINVCE 238505	VARIOUS SITES - UNPLANNED PLUMBING MAINT	154.62				
209390	12/11/2020	ECOLO WA						250.25
		<u>Invoice Number</u>	<u>Payment Details</u>	<u>Amount</u>	<u>Discount</u>	<u>Retention</u>	<u>PPS</u>	
		\$APINVCE 00015710	FORREST PLACE LOADING DOCK BIN ROOM ODOU	250.25				

# Payment Details by Invoice

# MUNICIPAL FUND



From Period 5      To Period 5      From Date 1/11/2020      To Date 30/11/2020

<i>Cheque/EFT Number</i>	<i>Payment Date</i>	<i>Payee</i>						<i>Payment Amount</i>
209391	12/11/2020	ENVIROPATH PTY LTD T/ AS SPOT'S ALL SURFACE						20,874.54
		<i>Invoice Number</i>	<i>Payment Details</i>	<i>Amount</i>	<i>Discount</i>	<i>Retention</i>	<i>PPS</i>	
		\$APINVCE 2840	HIGH PRESSURE CLEANING SEPT 2020	20,874.54				
209392	12/11/2020	THE TRUSTEE FOR BENNETT KELLY FAMILY TRUST						2,145.00
		<i>Invoice Number</i>	<i>Payment Details</i>	<i>Amount</i>	<i>Discount</i>	<i>Retention</i>	<i>PPS</i>	
		\$APINVCE 00001298	FLOWER GIVEAWAY STAFF	825.00				
		\$APINVCE 00001299	EAST END REVITALISATION \$10 VOUCHER DIST	1,320.00				
209393	12/11/2020	JONATHAN TARRY						65,340.00
		<i>Invoice Number</i>	<i>Payment Details</i>	<i>Amount</i>	<i>Discount</i>	<i>Retention</i>	<i>PPS</i>	
		\$APINVCE COP261020	EAST END REVITALISATION PUBLIC ARTWORK "	65,340.00				
209394	12/11/2020	ACCESS BRICKPAVING CO						3,781.69
		<i>Invoice Number</i>	<i>Payment Details</i>	<i>Amount</i>	<i>Discount</i>	<i>Retention</i>	<i>PPS</i>	
		\$APINVCE 16102023	REMOVAL OF 30LM OF 400 X 400 PAVERS AND	3,781.69				
209395	12/11/2020	SUNNY INDUSTRIAL BRUSHWARE						576.65
		<i>Invoice Number</i>	<i>Payment Details</i>	<i>Amount</i>	<i>Discount</i>	<i>Retention</i>	<i>PPS</i>	
		\$APINVCE 00022525	ANNUAL SWEEPER BRUSH BLANKET ORDER FOR 3	576.65				
209396	12/11/2020	SONIC HEALTHPLUS PTY LTD						871.20
		<i>Invoice Number</i>	<i>Payment Details</i>	<i>Amount</i>	<i>Discount</i>	<i>Retention</i>	<i>PPS</i>	
		\$APINVCE 2140334	MEDICALS FOR CSA SAFE CITY RANGERS PRE-E	435.60				
		\$APINVCE 2140335	MEDICALS FOR CSA SAFE CITY RANGERS PRE-E	435.60				

# Payment Details by Invoice

# MUNICIPAL FUND



From Period 5      To Period 5      From Date 1/11/2020      To Date 30/11/2020

*Cheque/EFT Number*      *Payment Date*      *Payee*      *Payment Amount*

209397	12/11/2020	EOS ELECTRICAL					53,223.02
--------	------------	----------------	--	--	--	--	-----------

	<i>Invoice Number</i>	<i>Payment Details</i>	<i>Amount</i>	<i>Discount</i>	<i>Retention</i>	<i>PPS</i>
\$APINVCE	00013569	ELECTRICAL MAINTENANCE OF STREET LIGHTS	440.00			
\$APINVCE	00013563	CHRISTMAS DECORATIONS - TRIAL / TESTING	616.00			
\$APINVCE	00013507	MAINTENANCE OF THE CHRISTMAS	28,064.74			
\$APINVCE	00013517	BANNER INSTALLATION AND REMOVAL COSTS	1,900.70			
\$APINVCE	00012544	GENERIC STREET BANNER INSTALLATION	791.56			
\$APINVCE	00013589	CHRISTMAS DECORATIONS - PURCHASE AND SUP	956.10			
\$APINVCE	00013451	ELECTRICAL MAINTENANCE OF STREET LIGHTS	1,988.32			
\$APINVCE	00013501	CHRISTMAS DECORATIONS - INSPECTION @ DIF	7,163.20			
\$APINVCE	00013567	ELECTRICAL MAINTENANCE OF STREET LIGHTS	2,320.91			
\$APINVCE	00013355	ELECTRICAL MAINTENANCE OF STREET LIGHTS	8,981.49			

209398	12/11/2020	JAMES BENNETT PTY LTD					1,240.89
--------	------------	-----------------------	--	--	--	--	----------

	<i>Invoice Number</i>	<i>Payment Details</i>	<i>Amount</i>	<i>Discount</i>	<i>Retention</i>	<i>PPS</i>
\$APINVCE	4732452	ASSORTED E-BOOKS - PER AXS	22.95			
\$APINVCE	3130780	LIBRARY STOCK PURCHASES OF ASSORTED BOOK	84.25			
\$APINVCE	3130782	LIBRARY STOCK PURCHASES OF ASSORTED BOOK	136.28			
\$APINVCE	3130783	LIBRARY STOCK PURCHASES OF ASSORTED BOOK	44.88			
\$APINVCE	PSO410832	LIBRARY STOCK PURCHASES OF ASSORTED BOOK	220.12			
\$APINVCE	PSO410833	LIBRARY STOCK PURCHASES OF ASSORTED BOOK	160.28			
\$APINVCE	3130781	LIBRARY STOCK PURCHASES OF ASSORTED BOOK	22.95			
\$APINVCE	3130784	LIBRARY STOCK PURCHASES OF ASSORTED BOOK	18.65			
\$APINVCE	3130778	LIBRARY STOCK PURCHASES OF ASSORTED BOOK	462.22			
\$APINVCE	3130779	LIBRARY STOCK PURCHASES FOR ANF (PERNF),	68.31			

# Payment Details by Invoice

# MUNICIPAL FUND



From Period 5      To Period 5      From Date 1/11/2020      To Date 30/11/2020

*Cheque/EFT Number*      *Payment Date*      *Payee*      *Payment Amount*

209399	12/11/2020	GILMOUR & JOOSTE ELECTRICAL	13,572.20
--------	------------	-----------------------------	-----------

	<u>Invoice Number</u>	<u>Payment Details</u>	<u>Amount</u>	<u>Discount</u>	<u>Retention</u>	<u>PPS</u>
\$APINVCE	INV-10961	VARIOUS SITES - UNPLANNED ELECTRICAL MAI	1,271.69			
\$APINVCE	INV-10962	VARIOUS SITES - UNPLANNED ELECTRICAL MAI	67.21			
\$APINVCE	INV-10963	ROOF TOP MOVIES - ROE STREET CAR PARK -	1,525.00			
\$APINVCE	INV-10990	VARIOUS SITES - UNPLANNED ELECTRICAL MAI	55.00			
\$APINVCE	INV-10942	ROOF TOP MOVIES - ROE STREET CAR PARK -	3,012.96			
\$APINVCE	INV-10992	VARIOUS SITES - UNPLANNED ELECTRICAL MAI	133.03			
\$APINVCE	INV-10991	VARIOUS SITES - UNPLANNED ELECTRICAL MAI	165.00			
\$APINVCE	INV-10993	VARIOUS SITES - UNPLANNED ELECTRICAL MAI	165.00			
\$APINVCE	INV-10994	VARIOUS SITES - UNPLANNED ELECTRICAL MAI	55.00			
\$APINVCE	INV-10995	VARIOUS SITES - UNPLANNED ELECTRICAL MAI	383.27			
\$APINVCE	INV-10973	VARIOUS SITES - UNPLANNED ELECTRICAL MAI	86.91			
\$APINVCE	INV-10960	VARIOUS SITES - UNPLANNED ELECTRICAL MAI	1,683.00			
\$APINVCE	INV-11062	VARIOUS SITES - UNPLANNED ELECTRICAL MAI	169.99			
\$APINVCE	INV-10597	ELECTRICAL MAINTENANCE FOR STREET LIGHTI	660.00			
\$APINVCE	INV-11116	L9 ELECTRICAL TRADESMAN & APPRENTICE	310.36			
\$APINVCE	INV-11025	ELECTRICAL MAINTENANCE FOR STREET LIGHTI	749.25			
\$APINVCE	INV-10981	ELECTRICAL MAINTENANCE FOR STREET LIGHTI	550.00			
\$APINVCE	INV-10975	CHRISTMAS DECORATIONS 2020 LAKE STREET	784.61			
\$APINVCE	INV-10846	ELECTRICAL MAINTENANCE FOR STREET LIGHTI	169.16			
\$APINVCE	INV-10844	ELECTRICAL MAINTENANCE FOR STREET LIGHTI	539.00			
\$APINVCE	INV-10783	ELECTRICAL MAINTENANCE FOR STREET LIGHTI	167.96			
\$APINVCE	INV-10782	ELECTRICAL MAINTENANCE FOR STREET LIGHTI	318.80			
\$APINVCE	INV-10781	ELECTRICAL MAINTENANCE FOR STREET LIGHTI	550.00			

209400	12/11/2020	TECHNICAL SERVICES GROUP	1,690.00
--------	------------	--------------------------	----------

	<u>Invoice Number</u>	<u>Payment Details</u>	<u>Amount</u>	<u>Discount</u>	<u>Retention</u>	<u>PPS</u>
\$APINVCE	INV-00001856	PUBLIC WIFI ROUTER REPLACEMENT.	1,690.00			

209401	12/11/2020	TRUGRADE PTY LTD	990.00
--------	------------	------------------	--------

	<u>Invoice Number</u>	<u>Payment Details</u>	<u>Amount</u>	<u>Discount</u>	<u>Retention</u>	<u>PPS</u>
\$APINVCE	00021652	STORES STOCK	990.00			



# Payment Details by Invoice

# MUNICIPAL FUND



From Period 5      To Period 5      From Date 1/11/2020      To Date 30/11/2020

<i>Cheque/EFT Number</i>	<i>Payment Date</i>	<i>Payee</i>						<i>Payment Amount</i>
209402	12/11/2020	METROPOLITAN REDEVELOPMENT AUTHORITY						113,564.40
		<i>Invoice Number</i>	<i>Payment Details</i>	<i>Amount</i>	<i>Discount</i>	<i>Retention</i>	<i>PPS</i>	
		\$APINVCE	OD3178	PARKING BAY LICENSE 2020/21 - ROYAL STRE	113,564.40			
209403	12/11/2020	SILVERSPRING TRUST T/AS TJ DEPIAZZI & SONS						717.09
		<i>Invoice Number</i>	<i>Payment Details</i>	<i>Amount</i>	<i>Discount</i>	<i>Retention</i>	<i>PPS</i>	
		\$APINVCE	110813	SUPPLY 10M3 SOIL CONDITIONER	717.09			
209404	12/11/2020	J&E TROTT TRUST, MATTHEW TROTT TRUST AND TROTT						950.00
		<i>Invoice Number</i>	<i>Payment Details</i>	<i>Amount</i>	<i>Discount</i>	<i>Retention</i>	<i>PPS</i>	
		\$APINVCE	17511	BRYAN SHOOSMITH - SAFETY AND HEALTH REPS	950.00			
209405	12/11/2020	PM PRODUCTION DESIGN & MANAGEMENT PTY LTD						6,392.00
		<i>Invoice Number</i>	<i>Payment Details</i>	<i>Amount</i>	<i>Discount</i>	<i>Retention</i>	<i>PPS</i>	
		\$APINVCE	00002348	CHRISTMAS DECORATIONS 2020 - PROJECTION	6,392.00			
209406	12/11/2020	IMAGE SOURCE DIGITAL SOLUTIONS						1,238.05
		<i>Invoice Number</i>	<i>Payment Details</i>	<i>Amount</i>	<i>Discount</i>	<i>Retention</i>	<i>PPS</i>	
		\$APINVCE	454067	SIGNS FOR CAR PARK CLOSURE DUE TO TARGA	302.50			
		\$APINVCE	453618	DINE/SHOP/PLAY DECAL X 1 REMOVAL OF OLD	764.50			
		\$APINVCE	453763	SOCIAL DISTANCING FLOOR DECALS FOR 30 SE	171.05			
209407	12/11/2020	WINDCAVE PTY LTD T/AS PAYMENT EXPRESS AUSTRALIA						98,714.85
		<i>Invoice Number</i>	<i>Payment Details</i>	<i>Amount</i>	<i>Discount</i>	<i>Retention</i>	<i>PPS</i>	
		\$APINVCE	1580607	CARD TRANSACTION FEE 2020-21	47,267.79			
		\$APINVCE	1597964	MONTHLY SERVICE FEE FOR EFTPOS MACHINE A	101.79			
		\$APINVCE	1597963	CARD TRANSACTION FEE 2020-21	51,345.27			
209408	12/11/2020	JAPANESE TRUCK & BUS SPARES PTY LTD						154.60
		<i>Invoice Number</i>	<i>Payment Details</i>	<i>Amount</i>	<i>Discount</i>	<i>Retention</i>	<i>PPS</i>	
		\$APINVCE	384386	COOLANT FOR HINO TRUCK ONLY	154.60			

# Payment Details by Invoice

# MUNICIPAL FUND



From Period 5      To Period 5  
 From Date 1/11/2020      To Date 30/11/2020

<i>Cheque/EFT Number</i>	<i>Payment Date</i>	<i>Payee</i>						<i>Payment Amount</i>
209409	12/11/2020	LIGHTSPEED COMMUNICATIONS AUSTRALIA PTY LTD T/AS						43,636.80
		<i>Invoice Number</i>	<i>Payment Details</i>	<i>Amount</i>	<i>Discount</i>	<i>Retention</i>	<i>PPS</i>	
		\$APINVCE 87012	Q24257 LANGLEY PARK WIRELESS	2,418.06				
		\$APINVCE 87007	CCTV CABLING FOR COUNCIL HOUSE ROOF TOP	1,561.54				
		\$APINVCE 87008	CITIPLACE CAR PARK CCTV CONDUIT REPAIR-	1,170.74				
		\$APINVCE 87011	BREAK/FIX REPAIRS TO CITY OF PERTH FIBRE	1,273.99				
		\$APINVCE 87002	Q24158, 24160, 21450, 24149	31,893.54				
		\$APINVCE 87014	CAPITAL WORKS PROJECT CW10462 - CW PROJE	5,318.93				
209410	12/11/2020	LINFOX ARMAGUARD PTY LTD T/AS ARMAGUARD						395.25
		<i>Invoice Number</i>	<i>Payment Details</i>	<i>Amount</i>	<i>Discount</i>	<i>Retention</i>	<i>PPS</i>	
		\$APINVCE 06638032	COIN AND CHEQUES COLLECTION FOR FINANCE	395.25				
209411	12/11/2020	ARTS RADIO LTD T/A RTRFM 92.1						6,600.00
		<i>Invoice Number</i>	<i>Payment Details</i>	<i>Amount</i>	<i>Discount</i>	<i>Retention</i>	<i>PPS</i>	
		\$APINVCE INV-7614	ARTS GRANT - IN THE PINES, COVID DELAYED	6,600.00				
209412	12/11/2020	ARUP						3,354.12
		<i>Invoice Number</i>	<i>Payment Details</i>	<i>Amount</i>	<i>Discount</i>	<i>Retention</i>	<i>PPS</i>	
		\$APINVCE 39-201221	LINSIG TRAFFIC MODELLING - ROE ST ENHANC	3,354.12				
209413	12/11/2020	MAIN ROADS WESTERN AUSTRALIA						5,810.94
		<i>Invoice Number</i>	<i>Payment Details</i>	<i>Amount</i>	<i>Discount</i>	<i>Retention</i>	<i>PPS</i>	
		\$APINVCE 8009953	PJ14413_NEWCASLTE ST_MRWA LINE MARKING B	5,810.94				
209414	12/11/2020	GAVIN CHARLES BURGESS						261.80
		<i>Invoice Number</i>	<i>Payment Details</i>	<i>Amount</i>	<i>Discount</i>	<i>Retention</i>	<i>PPS</i>	
		\$APINVCE 52	BATTERY, FLURO, PRINTER CARTRIDGE AND MO	261.80				
209415	12/11/2020	DATALINE VISUAL LINK PTY LTD						8,936.40
		<i>Invoice Number</i>	<i>Payment Details</i>	<i>Amount</i>	<i>Discount</i>	<i>Retention</i>	<i>PPS</i>	
		\$APINVCE 53281	Q10542 METHANOL CARTRIDGE	8,936.40				

# Payment Details by Invoice

# MUNICIPAL FUND



From Period 5      To Period 5      From Date 1/11/2020      To Date 30/11/2020

<i>Cheque/EFT Number</i>	<i>Payment Date</i>	<i>Payee</i>	<i>Payment Amount</i>
209416	12/11/2020	AUSTRALIAN SUPER	205,692.14

	<i>Invoice Number</i>	<i>Payment Details</i>	<i>Amount</i>	<i>Discount</i>	<i>Retention</i>	<i>PPS</i>
\$HRPAYJNL	EF 6/11/2020	EMPLOYEE CONTRIBUTION - PRETAX (%)	1,155.78			
\$HRPAYJNL	EF 6/11/2020	CC SCHEME EMPLOYEE CONTRIBUTION - PRETAX	3,942.27			
\$HRPAYJNL	EF 6/11/2020	CC SCHEME EMPLOYEE CONTRIBUTION - POSTTA	1,822.42			
\$HRPAYJNL	EF 6/11/2020	SGC COMPULSORY - EMPLOYER	1,036.46			
\$HRPAYJNL	EF 6/11/2020	SGC COMPULSORY - EMPLOYER	280.77			
\$HRPAYJNL	EF 6/11/2020	SGC COMPULSORY - EMPLOYER	8,038.82			
\$HRPAYJNL	EF 6/11/2020	SGC COMPULSORY - EMPLOYER	2,659.68			
\$HRPAYJNL	EF 6/11/2020	SGC COMPULSORY - EMPLOYER	2,799.78			
\$HRPAYJNL	EF 6/11/2020	SGC COMPULSORY - EMPLOYER	223.20			
\$HRPAYJNL	EF 6/11/2020	SGC COMPULSORY - EMPLOYER	294.87			
\$HRPAYJNL	EF 6/11/2020	SGC COMPULSORY - EMPLOYER	1,231.79			
\$HRPAYJNL	EF 6/11/2020	SGC COMPULSORY - EMPLOYER	587.97			
\$HRPAYJNL	EF 6/11/2020	SGC COMPULSORY - EMPLOYER	2,932.53			
\$HRPAYJNL	EF 6/11/2020	SGC COMPULSORY - EMPLOYER	590.89			
\$HRPAYJNL	EF 6/11/2020	SGC COMPULSORY - EMPLOYER	931.42			
\$HRPAYJNL	EF 6/11/2020	SGC COMPULSORY - EMPLOYER	1,689.31			
\$HRPAYJNL	EF 6/11/2020	SGC COMPULSORY - EMPLOYER	1,569.02			
\$HRPAYJNL	EF 6/11/2020	SGC COMPULSORY - EMPLOYER	3,223.93			
\$HRPAYJNL	EF 6/11/2020	5% COUNCIL MATCHED COMPANY CONTRIBUTION	502.37			
\$HRPAYJNL	EF 6/11/2020	5% COUNCIL MATCHED COMPANY CONTRIBUTION	276.86			
\$HRPAYJNL	EF 6/11/2020	5% COUNCIL MATCHED COMPANY CONTRIBUTION	311.00			
\$HRPAYJNL	EF 6/11/2020	5% COUNCIL MATCHED COMPANY CONTRIBUTION	545.50			
\$HRPAYJNL	EF 6/11/2020	5% COUNCIL MATCHED COMPANY CONTRIBUTION	359.62			
\$HRPAYJNL	EF 6/11/2020	5% COUNCIL MATCHED COMPANY CONTRIBUTION	245.72			
\$HRPAYJNL	EF 6/11/2020	5% COUNCIL MATCHED COMPANY CONTRIBUTION	1,408.04			
\$HRPAYJNL	EF 6/11/2020	5% COUNCIL MATCHED COMPANY CONTRIBUTION	1,123.59			
\$HRPAYJNL	EF 6/11/2020	5% COUNCIL MATCHED COMPANY CONTRIBUTION	694.56			
\$HRPAYJNL	EF 6/11/2020	5% COUNCIL MATCHED COMPANY CONTRIBUTION	155.19			
\$HRPAYJNL	EF 6/11/2020	5% COUNCIL MATCHED COMPANY CONTRIBUTION	319.26			
\$HRPAYJNL	EF 6/11/2020	5% COUNCIL MATCHED COMPANY CONTRIBUTION	524.92			
\$HRPAYJNL	F 6/11/2020	SGC COMPULSORY - EMPLOYER	1,593.28			
\$HRPAYJNL	F 6/11/2020	SGC COMPULSORY - EMPLOYER	369.61			
\$HRPAYJNL	F 6/11/2020	SGC COMPULSORY - EMPLOYER	111.72			
\$HRPAYJNL	F 6/11/2020	SGC COMPULSORY - EMPLOYER	55.86			

# Payment Details by Invoice

# MUNICIPAL FUND



From Period 5      To Period 5      From Date 1/11/2020      To Date 30/11/2020

<i>Cheque/EFT Number</i>	<i>Payment Date</i>	<i>Payee</i>	<i>Payment Amount</i>
\$HRPAYJNL	F 6/11/2020	SGC COMPULSORY - EMPLOYER	396.48
\$HRPAYJNL	F 6/11/2020	SGC COMPULSORY - EMPLOYER	167.60
\$HRPAYJNL	F 6/11/2020	SGC COMPULSORY - EMPLOYER	111.72
\$HRPAYJNL	F 6/11/2020	SGC COMPULSORY - EMPLOYER	881.86
\$HRPAYJNL	F 6/11/2020	SGC COMPULSORY - EMPLOYER	111.72
\$HRPAYJNL	F 6/11/2020	SGC COMPULSORY - EMPLOYER	1,706.77
\$HRPAYJNL	F 6/11/2020	SGC COMPULSORY - EMPLOYER	1,348.20
\$HRPAYJNL	F 6/11/2020	SGC COMPULSORY - EMPLOYER	884.38
\$HRPAYJNL	F 6/11/2020	SGC COMPULSORY - EMPLOYER	595.29
\$HRPAYJNL	F 6/11/2020	SGC COMPULSORY - EMPLOYER	2,571.25
\$HRPAYJNL	F 6/11/2020	SGC COMPULSORY - EMPLOYER	1,058.10
\$HRPAYJNL	F 6/11/2020	SGC COMPULSORY - EMPLOYER	4,443.40
\$HRPAYJNL	F 6/11/2020	SGC COMPULSORY - EMPLOYER	1,154.66
\$HRPAYJNL	F 6/11/2020	SGC COMPULSORY - EMPLOYER	865.91
\$HRPAYJNL	F 6/11/2020	SGC COMPULSORY - EMPLOYER	947.15
\$HRPAYJNL	F 6/11/2020	SGC COMPULSORY - EMPLOYER	945.99
\$HRPAYJNL	F 6/11/2020	SGC COMPULSORY - EMPLOYER	1,509.44
\$HRPAYJNL	F 6/11/2020	SGC COMPULSORY - EMPLOYER	647.92
\$HRPAYJNL	F 6/11/2020	SGC COMPULSORY - EMPLOYER	2,200.48
\$HRPAYJNL	F 6/11/2020	SGC COMPULSORY - EMPLOYER	377.77
\$HRPAYJNL	F 6/11/2020	SGC COMPULSORY - EMPLOYER	776.55
\$HRPAYJNL	F 6/11/2020	SGC COMPULSORY - EMPLOYER	1,062.03
\$HRPAYJNL	F 6/11/2020	SGC COMPULSORY - EMPLOYER	280.77
\$HRPAYJNL	F 6/11/2020	SGC COMPULSORY - EMPLOYER	950.14
\$HRPAYJNL	F 6/11/2020	SGC COMPULSORY - EMPLOYER	293.26
\$HRPAYJNL	F 6/11/2020	SGC COMPULSORY - EMPLOYER	496.21
\$HRPAYJNL	F 6/11/2020	SGC COMPULSORY - EMPLOYER	531.36
\$HRPAYJNL	F 6/11/2020	SGC COMPULSORY - EMPLOYER	810.58
\$HRPAYJNL	F 6/11/2020	SGC COMPULSORY - EMPLOYER	341.99
\$HRPAYJNL	F 6/11/2020	SGC COMPULSORY - EMPLOYER	878.46
\$HRPAYJNL	F 6/11/2020	SGC COMPULSORY - EMPLOYER	91.73
\$HRPAYJNL	F 6/11/2020	SGC COMPULSORY - EMPLOYER	1,139.01
\$HRPAYJNL	F 6/11/2020	SGC COMPULSORY - EMPLOYER	679.85
\$HRPAYJNL	F 6/11/2020	SGC COMPULSORY - EMPLOYER	656.12
\$HRPAYJNL	F 6/11/2020	SGC COMPULSORY - EMPLOYER	821.36
\$HRPAYJNL	F 6/11/2020	SGC COMPULSORY - EMPLOYER	279.10
\$HRPAYJNL	F 6/11/2020	SGC COMPULSORY - EMPLOYER	2,867.69

# Payment Details by Invoice

# MUNICIPAL FUND



From Period 5      To Period 5      From Date 1/11/2020      To Date 30/11/2020

<i>Cheque/EFT Number</i>	<i>Payment Date</i>	<i>Payee</i>	<i>Payment Amount</i>
\$HRPAYJNL	F 6/11/2020	SGC COMPULSORY - EMPLOYER	656.12
\$HRPAYJNL	F 6/11/2020	SGC COMPULSORY - EMPLOYER	453.28
\$HRPAYJNL	F 6/11/2020	SGC COMPULSORY - EMPLOYER	91.73
\$HRPAYJNL	F 6/11/2020	SGC COMPULSORY - EMPLOYER	1,015.09
\$HRPAYJNL	F 6/11/2020	SGC COMPULSORY - EMPLOYER	1,030.18
\$HRPAYJNL	F 6/11/2020	SGC COMPULSORY - EMPLOYER	257.35
\$HRPAYJNL	F 6/11/2020	SGC COMPULSORY - EMPLOYER	91.73
\$HRPAYJNL	F 6/11/2020	SGC COMPULSORY - EMPLOYER	259.23
\$HRPAYJNL	F 6/11/2020	SGC COMPULSORY - EMPLOYER	391.65
\$HRPAYJNL	F 6/11/2020	SGC COMPULSORY - EMPLOYER	1,349.92
\$HRPAYJNL	F 6/11/2020	SGC COMPULSORY - EMPLOYER	1,536.98
\$HRPAYJNL	F 6/11/2020	SGC COMPULSORY - EMPLOYER	581.80
\$HRPAYJNL	F 6/11/2020	SGC COMPULSORY - EMPLOYER	302.99
\$HRPAYJNL	F 6/11/2020	SGC COMPULSORY - EMPLOYER	708.27
\$HRPAYJNL	F 6/11/2020	SGC COMPULSORY - EMPLOYER	400.10
\$HRPAYJNL	F 6/11/2020	SGC COMPULSORY - EMPLOYER	1,249.54
\$HRPAYJNL	F 6/11/2020	SGC COMPULSORY - EMPLOYER	242.90
\$HRPAYJNL	F 6/11/2020	SGC COMPULSORY - EMPLOYER	1,001.15
\$HRPAYJNL	F 6/11/2020	SGC COMPULSORY - EMPLOYER	2,496.28
\$HRPAYJNL	F 6/11/2020	SGC COMPULSORY - EMPLOYER	26.61
\$HRPAYJNL	F 6/11/2020	SGC COMPULSORY - EMPLOYER	766.32
\$HRPAYJNL	F 6/11/2020	SGC COMPULSORY - EMPLOYER	565.19
\$HRPAYJNL	F 6/11/2020	SGC COMPULSORY - EMPLOYER	238.30
\$HRPAYJNL	F 6/11/2020	SGC COMPULSORY - EMPLOYER	421.83
\$HRPAYJNL	F 6/11/2020	SGC COMPULSORY - EMPLOYER	769.35
\$HRPAYJNL	F 6/11/2020	SGC COMPULSORY - EMPLOYER	341.07
\$HRPAYJNL	F 6/11/2020	SGC COMPULSORY - EMPLOYER	31.42
\$HRPAYJNL	F 6/11/2020	SGC COMPULSORY - EMPLOYER	10,079.63
\$HRPAYJNL	F 6/11/2020	SGC COMPULSORY - EMPLOYER	368.56
\$HRPAYJNL	F 6/11/2020	SGC COMPULSORY - EMPLOYER	3,202.06
\$HRPAYJNL	F 6/11/2020	SGC COMPULSORY - EMPLOYER	2,315.92
\$HRPAYJNL	F 6/11/2020	SGC COMPULSORY - EMPLOYER	20.16
\$HRPAYJNL	F 6/11/2020	SGC COMPULSORY - EMPLOYER	384.76
\$HRPAYJNL	F 6/11/2020	SGC COMPULSORY - EMPLOYER	511.16
\$HRPAYJNL	F 6/11/2020	SGC COMPULSORY - EMPLOYER	614.50
\$HRPAYJNL	F 6/11/2020	SGC COMPULSORY - EMPLOYER	184.74
\$HRPAYJNL	F 6/11/2020	SGC COMPULSORY - EMPLOYER	143.98

# Payment Details by Invoice

# MUNICIPAL FUND



From Period 5      To Period 5      From Date 1/11/2020      To Date 30/11/2020

<i>Cheque/EFT Number</i>	<i>Payment Date</i>	<i>Payee</i>	<i>Payment Amount</i>
\$HRPAYJNL	F 6/11/2020	SGC COMPULSORY - EMPLOYER	263.66
\$HRPAYJNL	F 6/11/2020	SGC COMPULSORY - EMPLOYER	471.77
\$HRPAYJNL	F 6/11/2020	SGC COMPULSORY - EMPLOYER	20.16
\$HRPAYJNL	F 6/11/2020	SGC COMPULSORY - EMPLOYER	1,064.69
\$HRPAYJNL	F 6/11/2020	SGC COMPULSORY - EMPLOYER	641.98
\$HRPAYJNL	F 6/11/2020	SGC COMPULSORY - EMPLOYER	1,141.55
\$HRPAYJNL	F 6/11/2020	SGC COMPULSORY - EMPLOYER	148.70
\$HRPAYJNL	F 6/11/2020	SGC COMPULSORY - EMPLOYER	1,201.86
\$HRPAYJNL	F 6/11/2020	SGC COMPULSORY - EMPLOYER	231.36
\$HRPAYJNL	F 6/11/2020	SGC COMPULSORY - EMPLOYER	1,756.05
\$HRPAYJNL	F 6/11/2020	SGC COMPULSORY - EMPLOYER	69.68
\$HRPAYJNL	F 6/11/2020	SGC COMPULSORY - EMPLOYER	1,313.90
\$HRPAYJNL	F 6/11/2020	SGC COMPULSORY - EMPLOYER	270.10
\$HRPAYJNL	F 6/11/2020	SGC COMPULSORY - EMPLOYER	258.00
\$HRPAYJNL	F 6/11/2020	SGC COMPULSORY - EMPLOYER	1,454.68
\$HRPAYJNL	F 6/11/2020	SGC COMPULSORY - EMPLOYER	1,315.75
\$HRPAYJNL	F 6/11/2020	SGC COMPULSORY - EMPLOYER	2,175.78
\$HRPAYJNL	F 6/11/2020	SGC COMPULSORY - EMPLOYER	3,297.53
\$HRPAYJNL	F 6/11/2020	SGC COMPULSORY - EMPLOYER	835.84
\$HRPAYJNL	F 6/11/2020	SGC COMPULSORY - EMPLOYER	20.16
\$HRPAYJNL	F 6/11/2020	SGC COMPULSORY - EMPLOYER	263.59
\$HRPAYJNL	F 6/11/2020	SGC COMPULSORY - EMPLOYER	1,294.54
\$HRPAYJNL	F 6/11/2020	SGC COMPULSORY - EMPLOYER	4,190.65
\$HRPAYJNL	F 6/11/2020	5% COUNCIL MATCHED COMPANY CONTRIBUTION	194.53
\$HRPAYJNL	F 6/11/2020	5% COUNCIL MATCHED COMPANY CONTRIBUTION	464.14
\$HRPAYJNL	F 6/11/2020	5% COUNCIL MATCHED COMPANY CONTRIBUTION	1,353.30
\$HRPAYJNL	F 6/11/2020	5% COUNCIL MATCHED COMPANY CONTRIBUTION	241.39
\$HRPAYJNL	F 6/11/2020	5% COUNCIL MATCHED COMPANY CONTRIBUTION	225.88
\$HRPAYJNL	F 6/11/2020	5% COUNCIL MATCHED COMPANY CONTRIBUTION	144.83
\$HRPAYJNL	F 6/11/2020	5% COUNCIL MATCHED COMPANY CONTRIBUTION	146.01
\$HRPAYJNL	F 6/11/2020	5% COUNCIL MATCHED COMPANY CONTRIBUTION	448.57
\$HRPAYJNL	F 6/11/2020	5% COUNCIL MATCHED COMPANY CONTRIBUTION	633.86
\$HRPAYJNL	F 6/11/2020	5% COUNCIL MATCHED COMPANY CONTRIBUTION	216.70
\$HRPAYJNL	F 6/11/2020	5% COUNCIL MATCHED COMPANY CONTRIBUTION	216.70
\$HRPAYJNL	F 6/11/2020	5% COUNCIL MATCHED COMPANY CONTRIBUTION	1,345.83
\$HRPAYJNL	F 6/11/2020	5% COUNCIL MATCHED COMPANY CONTRIBUTION	204.19
\$HRPAYJNL	F 6/11/2020	5% COUNCIL MATCHED COMPANY CONTRIBUTION	198.21



# Payment Details by Invoice

# MUNICIPAL FUND



From Period 5      To Period 5      From Date 1/11/2020      To Date 30/11/2020

<i>Cheque/EFT Number</i>	<i>Payment Date</i>	<i>Payee</i>	<i>Payment Amount</i>
\$HRPAYJNL	F 6/11/2020	5% COUNCIL MATCHED COMPANY CONTRIBUTION	374.02
\$HRPAYJNL	F 6/11/2020	5% COUNCIL MATCHED COMPANY CONTRIBUTION	241.39
\$HRPAYJNL	F 6/11/2020	5% COUNCIL MATCHED COMPANY CONTRIBUTION	117.16
\$HRPAYJNL	F 6/11/2020	5% COUNCIL MATCHED COMPANY CONTRIBUTION	432.30
\$HRPAYJNL	F 6/11/2020	5% COUNCIL MATCHED COMPANY CONTRIBUTION	282.96
\$HRPAYJNL	F 6/11/2020	5% COUNCIL MATCHED COMPANY CONTRIBUTION	176.40
\$HRPAYJNL	F 6/11/2020	5% COUNCIL MATCHED COMPANY CONTRIBUTION	216.05
\$HRPAYJNL	F 6/11/2020	5% COUNCIL MATCHED COMPANY CONTRIBUTION	198.21
\$HRPAYJNL	F 6/11/2020	5% COUNCIL MATCHED COMPANY CONTRIBUTION	152.21
\$HRPAYJNL	F 6/11/2020	5% COUNCIL MATCHED COMPANY CONTRIBUTION	1,139.20
\$HRPAYJNL	F 6/11/2020	5% COUNCIL MATCHED COMPANY CONTRIBUTION	198.25
\$HRPAYJNL	F 6/11/2020	5% COUNCIL MATCHED COMPANY CONTRIBUTION	383.06
\$HRPAYJNL	F 6/11/2020	5% COUNCIL MATCHED COMPANY CONTRIBUTION	47.23
\$HRPAYJNL	F 6/11/2020	5% COUNCIL MATCHED COMPANY CONTRIBUTION	619.63
\$HRPAYJNL	F 6/11/2020	5% COUNCIL MATCHED COMPANY CONTRIBUTION	147.77
\$HRPAYJNL	F 6/11/2020	5% COUNCIL MATCHED COMPANY CONTRIBUTION	210.58
\$HRPAYJNL	F 6/11/2020	5% COUNCIL MATCHED COMPANY CONTRIBUTION	74.14
\$HRPAYJNL	F 6/11/2020	5% COUNCIL MATCHED COMPANY CONTRIBUTION	164.61
\$HRPAYJNL	F 6/11/2020	5% COUNCIL MATCHED COMPANY CONTRIBUTION	303.19
\$HRPAYJNL	F 6/11/2020	5% COUNCIL MATCHED COMPANY CONTRIBUTION	40.43
\$HRPAYJNL	F 6/11/2020	5% COUNCIL MATCHED COMPANY CONTRIBUTION	121.58
\$HRPAYJNL	F 6/11/2020	5% COUNCIL MATCHED COMPANY CONTRIBUTION	197.94
\$HRPAYJNL	F 6/11/2020	5% COUNCIL MATCHED COMPANY CONTRIBUTION	266.49
\$HRPAYJNL	F 6/11/2020	5% COUNCIL MATCHED COMPANY CONTRIBUTION	357.81
\$HRPAYJNL	F 6/11/2020	5% COUNCIL MATCHED COMPANY CONTRIBUTION	493.23
\$HRPAYJNL	F 6/11/2020	5% COUNCIL MATCHED COMPANY CONTRIBUTION	81.63
\$HRPAYJNL	F 6/11/2020	5% COUNCIL MATCHED COMPANY CONTRIBUTION	159.47
\$HRPAYJNL	F 6/11/2020	5% COUNCIL MATCHED COMPANY CONTRIBUTION	36.68
\$HRPAYJNL	F 6/11/2020	5% COUNCIL MATCHED COMPANY CONTRIBUTION	70.24
\$HRPAYJNL	F 6/11/2020	5% COUNCIL MATCHED COMPANY CONTRIBUTION	655.41
\$HRPAYJNL	F 6/11/2020	5% COUNCIL MATCHED COMPANY CONTRIBUTION	121.58
\$HRPAYJNL	F 6/11/2020	5% COUNCIL MATCHED COMPANY CONTRIBUTION	194.53
\$HRPAYJNL	F 6/11/2020	5% COUNCIL MATCHED COMPANY CONTRIBUTION	120.61
\$HRPAYJNL	F 6/11/2020	5% COUNCIL MATCHED COMPANY CONTRIBUTION	248.55
\$HRPAYJNL	F 6/11/2020	5% COUNCIL MATCHED COMPANY CONTRIBUTION	526.92
\$HRPAYJNL	F 6/11/2020	5% COUNCIL MATCHED COMPANY CONTRIBUTION	125.42
\$HRPAYJNL	F 6/11/2020	5% COUNCIL MATCHED COMPANY CONTRIBUTION	140.06

# Payment Details by Invoice

# MUNICIPAL FUND



From Period 5      To Period 5      From Date 1/11/2020      To Date 30/11/2020

<i>Cheque/EFT Number</i>	<i>Payment Date</i>	<i>Payee</i>	<i>Payment Amount</i>
\$HRPAYJNL	F 6/11/2020	5% COUNCIL MATCHED COMPANY CONTRIBUTION	520.74
\$HRPAYJNL	F 6/11/2020	5% COUNCIL MATCHED COMPANY CONTRIBUTION	273.07
\$HRPAYJNL	F 6/11/2020	5% COUNCIL MATCHED COMPANY CONTRIBUTION	533.81
\$HRPAYJNL	F 6/11/2020	5% COUNCIL MATCHED COMPANY CONTRIBUTION	31.13
\$HRPAYJNL	F 6/11/2020	5% COUNCIL MATCHED COMPANY CONTRIBUTION	339.43
\$HRPAYJNL	F 6/11/2020	5% COUNCIL MATCHED COMPANY CONTRIBUTION	565.29
\$HRPAYJNL	F 6/11/2020	5% COUNCIL MATCHED COMPANY CONTRIBUTION	10.61
\$HRPAYJNL	F 6/11/2020	5% COUNCIL MATCHED COMPANY CONTRIBUTION	78.27
\$HRPAYJNL	F 6/11/2020	5% COUNCIL MATCHED COMPANY CONTRIBUTION	57.56
\$HRPAYJNL	F 6/11/2020	5% COUNCIL MATCHED COMPANY CONTRIBUTION	1,333.89
\$HRPAYJNL	F 6/11/2020	5% COUNCIL MATCHED COMPANY CONTRIBUTION	58.36
\$HRPAYJNL	F 6/11/2020	5% COUNCIL MATCHED COMPANY CONTRIBUTION	10.61
\$HRPAYJNL	F 6/11/2020	5% COUNCIL MATCHED COMPANY CONTRIBUTION	390.00
\$HRPAYJNL	F 6/11/2020	5% COUNCIL MATCHED COMPANY CONTRIBUTION	10.61
\$HRPAYJNL	F 6/11/2020	5% COUNCIL MATCHED COMPANY CONTRIBUTION	1,151.01
\$HRPAYJNL	F 6/11/2020	5% COUNCIL MATCHED COMPANY CONTRIBUTION	429.91
\$HRPAYJNL	F 6/11/2020	5% COUNCIL MATCHED COMPANY CONTRIBUTION	3,379.40
\$HRPAYJNL	F 6/11/2020	5% COUNCIL MATCHED COMPANY CONTRIBUTION	349.01
\$HRPAYJNL	F 6/11/2020	5% COUNCIL MATCHED COMPANY CONTRIBUTION	1,625.59
\$HRPAYJNL	F 6/11/2020	5% COUNCIL MATCHED COMPANY CONTRIBUTION	345.80
\$HRPAYJNL	F 6/11/2020	5% COUNCIL MATCHED COMPANY CONTRIBUTION	194.53
\$HRPAYJNL	F 6/11/2020	5% COUNCIL MATCHED COMPANY CONTRIBUTION	46.89
\$HRPAYJNL	F 6/11/2020	5% COUNCIL MATCHED COMPANY CONTRIBUTION	10.61
\$HRPAYJNL	F 6/11/2020	5% COUNCIL MATCHED COMPANY CONTRIBUTION	10.61
\$HRPAYJNL	F 6/11/2020	5% COUNCIL MATCHED COMPANY CONTRIBUTION	35.52
\$HRPAYJNL	F 6/11/2020	EMPLOYEE CONTRIBUTION - POST TAX (\$)	239.00
\$HRPAYJNL	F 6/11/2020	EMPLOYEE CONTRIBUTION - POST TAX (%)	218.24
\$HRPAYJNL	F 6/11/2020	EMPLOYEE CONTRIBUTION - PRETAX (\$)	400.00
\$HRPAYJNL	F 6/11/2020	EMPLOYEE CONTRIBUTION - PRETAX (%)	5,766.80
\$HRPAYJNL	F 6/11/2020	CC SCHEME EMPLOYEE CONTRIBUTION - PRETAX	23,218.34
\$HRPAYJNL	F 6/11/2020	CC SCHEME EMPLOYEE CONTRIBUTION - POSTTA	2,075.10
\$HRPAYJNL	F 6/11/2020	CC SCHEME EMPLOYEE CONTRIBUTION - PRETAX	85.15
\$HRPAYJNL	F 6/11/2020	CC SCHEME EMPLOYEE CONTRIBUTION - POSTTA	181.88
\$HRPAYJNL	F 6/11/2020	SGC COMPULSORY - EMPLOYER	171.90
\$HRPAYJNL	F 6/11/2020	SGC COMPULSORY - EMPLOYER	431.98
\$HRPAYJNL	F 6/11/2020	5% COUNCIL MATCHED COMPANY CONTRIBUTION	90.47
\$HRPAYJNL	F 6/11/2020	5% COUNCIL MATCHED COMPANY CONTRIBUTION	227.36



# Payment Details by Invoice

# MUNICIPAL FUND



From Period 5      To Period 5  
 From Date 1/11/2020      To Date 30/11/2020

<i>Cheque/EFT Number</i>	<i>Payment Date</i>	<i>Payee</i>		<i>Payment Amount</i>
\$JOURNAL	J226368	EMP 7741 SUPER PAY 6/11/20		415.09
\$HRPAYJNL	F 6/11/2020	5% COUNCIL MATCHED COMPANY CONTRIBUTION		6,613.35

# Payment Details by Invoice

# MUNICIPAL FUND



From Period 5      To Period 5      From Date 1/11/2020      To Date 30/11/2020

<i>Cheque/EFT Number</i>	<i>Payment Date</i>	<i>Payee</i>	<i>Payment Amount</i>
209417	12/11/2020	ELECTRICITY GENERATION AND RETAIL CORPORATION	79,459.04

	<i>Invoice Number</i>	<i>Payment Details</i>	<i>Amount</i>	<i>Discount</i>	<i>Retention</i>	<i>PPS</i>
\$APINVCE	266104660	L10020 HACKETT DR CRAWLEY	274.47			
\$APINVCE	266105360	LOT 0 COOPER ST NEDLANDS	114.29			
\$APINVCE	313520660	102 RAILWAY ST WEST PERTH	283.99			
\$APINVCE	061460900	QUEEN ST PERTH	468.52			
\$APINVCE	260583710	LOT 56 NEWCASTLE ST PERTH	435.19			
\$APINVCE	356835930	FORREST AVE EAST PERTH	592.82			
\$APINVCE	983865570	ROYAL ST EAST PERTH	532.80			
\$APINVCE	145315180	20 ABERDEEN ST NORTHBRIDGE 6003	225.96			
\$APINVCE	805482670	21 JAMES ST NORTHBRIDGE 6003	304.12			
\$APINVCE	676058930	24D HAY ST PERTH 6000	333.28			
\$APINVCE	730752590	262 HAY ST EAST PERTH	193.89			
\$APINVCE	799907750	LOT 8 ROYAL ST EAST PERTH 6004	134.93			
\$APINVCE	445629150	LOT 28 MURRAY ST PERTH 6000	695.16			
\$APINVCE	459877870	U A 4 HALE ST EAST PERTH 6004	459.59			
\$APINVCE	505477540	LOT 220 ROYAL ST EAST PERTH 6004	395.58			
\$APINVCE	328718190	16 MOUNT ST PERTH 6000	187.55			
\$APINVCE	142446430	LOT 565 TERRACE ROAD EAST PERTH	122.00			
\$APINVCE	166328260	LOT 4 BRONTE STREET EAST PERTH	118.84			
\$APINVCE	212969810	153 KENSINGTON ST EAST PERTH	110.68			
\$APINVCE	264901570	9 SAUNDERS STREET EAST PERTH	187.33			
\$APINVCE	296650310	13 ST GEORGE'S TCE PERTH	1,139.36			
\$APINVCE	308231070	LOC 19 BENNETT ST EAST PERTH	751.09			
\$APINVCE	311206890	94 MOORE STREET EAST PERTH	186.31			
\$APINVCE	333902430	42 MOORE ST EAST PERTH	118.84			
\$APINVCE	712892720	LOT 901 U 2 RIVERSIDE DVE PERTH	232.28			
\$APINVCE	015431910	LOT 302 RIVERSIDE DVE PERTH	1,055.65			
\$APINVCE	128191510	LOT 0 MURRAY ST PERTH	605.17			
\$APINVCE	145307930	31 GODERICH ST EAST PERTH	139.80			
\$APINVCE	179109720	13 KING ST PERTH	232.13			
\$APINVCE	189517790	LOT 300 ADELAIDE TCE EAST PERTH	1,039.47			
\$APINVCE	271570640	339 WELLINGTON STREET PERTH	131.13			
\$APINVCE	283130220	351 WELLINGTON ST PERTH	94.09			
\$APINVCE	289705470	U CS 2 PLAIN ST EAST PERTH	601.72			
\$APINVCE	335098570	94 MURRAY ST PERTH	133.23			

# Payment Details by Invoice

# MUNICIPAL FUND



From Period 5      To Period 5      From Date 1/11/2020      To Date 30/11/2020

<i>Cheque/EFT Number</i>	<i>Payment Date</i>	<i>Payee</i>	<i>Payment Amount</i>
\$APINVCE	335099180	88 MURRAY ST PERTH	1,421.87
\$APINVCE	336606330	U 3 81 ROYAL ST EAST PERTH	61.05
\$APINVCE	427166830	U A 731 HAY ST PERTH	108.83
\$APINVCE	485633840	UMS ASSETS 28/9/20-27/10/20	14,905.28
\$APINVCE	495931630	U 1 524 HAY ST PERTH	548.04
\$APINVCE	521303500	JEWELL LANE EAST PERTH	254.95
\$APINVCE	521515500	28 ARDEN ST EAST PERTH	108.83
\$APINVCE	675819230	LOT 565 U B VICTORIA AVE PERTH	571.43
\$APINVCE	688433100	TRAFALGAR ROAD EAST PERTH	66.44
\$APINVCE	741872040	LOT 94 ROYAL ST EAST PERTH	233.42
\$APINVCE	756405250	LOT 94 U A A ROYAL ST EAST PERTH	627.28
\$APINVCE	789996800	205 JAMES ST NORTHBRIDGE	1,037.73
\$APINVCE	815438830	LOT 70 U 2 HAIG PARK CIRCLE EAST PERTH	152.76
\$APINVCE	847854270	STREETLIGHTS 25/5/20-24/10/20	41,735.27
\$APINVCE	904253010	LOT 77 U 5 HAIG PARK CIRCLE EAST PERTH	264.72
\$APINVCE	913188830	4 ROYAL STREET EAST PERTH	481.20
\$APINVCE	935893230	LOT 40 U 3 HAIG PARK CIRCLE EAST PERTH	314.66
\$APINVCE	938633580	LOT 1010 ROYAL STREET EAST PERTH	1,069.22
\$APINVCE	948240940	420 WELLINGTON ST PERTH	247.20
\$APINVCE	998988810	LOT 77 U 4 HAIG PARK CIRCLE EAST PERTH	376.09
\$APINVCE	076541340	72 LAKE STREET NORTHBRIDGE	409.68
\$APINVCE	222819450	U B 205 JAMES ST NORTHBRIDGE	159.07
\$APINVCE	237443460	25 FRANCIS STREET NORTHBRIDGE	376.74
\$APINVCE	291043370	LOT 9000 FITZGERALD ST PERTH	452.74
\$APINVCE	468163710	73 LAKE ST NORTHBRIDGE	702.20
\$APINVCE	836483610	LOT 483 U 2 TERRACE ROAD PERTH	69.34
\$APINVCE	888499900	TERRACE ROAD PERTH	71.74

209418	12/11/2020	BLACKWOODS ATKINS	1,288.32
--------	------------	-------------------	----------

	<i>Invoice Number</i>	<i>Payment Details</i>	<i>Amount</i>	<i>Discount</i>	<i>Retention</i>	<i>PPS</i>
\$APINVCE	PE0958XY	COVID -19 PHASE 2	1,288.32			

209419	12/11/2020	E.P. DRAFFIN MANUFACTURING PTY LTD	82,038.00
--------	------------	------------------------------------	-----------

	<i>Invoice Number</i>	<i>Payment Details</i>	<i>Amount</i>	<i>Discount</i>	<i>Retention</i>	<i>PPS</i>
\$APINVCE	22534	LITTER BIN REPLACEMENT PROGRAM	82,038.00			

# Payment Details by Invoice

# MUNICIPAL FUND



From Period 5      To Period 5  
 From Date 1/11/2020      To Date 30/11/2020

<i>Cheque/EFT Number</i>	<i>Payment Date</i>	<i>Payee</i>					<i>Payment Amount</i>
209420	12/11/2020	SOIL'N SAND PTY LTD					631.40
		<i>Invoice Number</i>	<i>Payment Details</i>	<i>Amount</i>	<i>Discount</i>	<i>Retention</i>	<i>PPS</i>
		\$APINVCE	INV-8627	DEPOT STOCK	631.40		
209421	12/11/2020	CIVIC LEGAL					5,336.39
		<i>Invoice Number</i>	<i>Payment Details</i>	<i>Amount</i>	<i>Discount</i>	<i>Retention</i>	<i>PPS</i>
		\$APINVCE	507286	CENTRAL CITY RATES RECOVERY	5,336.39		
209422	12/11/2020	DE VINE CELLARS					450.00
		<i>Invoice Number</i>	<i>Payment Details</i>	<i>Amount</i>	<i>Discount</i>	<i>Retention</i>	<i>PPS</i>
		\$APINVCE	448020-3	DE VINE CELLAR CATERING BEVERAGE SUPPLIE	450.00		
209423	12/11/2020	OLEOLOGY					2,002.20
		<i>Invoice Number</i>	<i>Payment Details</i>	<i>Amount</i>	<i>Discount</i>	<i>Retention</i>	<i>PPS</i>
		\$APINVCE	00016546	REPLACEMENT PUMP FOR DEPOT STEAM BAY AND	584.60		
		\$APINVCE	00016545	REPLACEMENT PUMP FOR DEPOT STEAM BAY AND	1,417.60		
209424	12/11/2020	THE TRUSTEE FOR ZAMBOTTI FAMILY TRUST					5,390.00
		<i>Invoice Number</i>	<i>Payment Details</i>	<i>Amount</i>	<i>Discount</i>	<i>Retention</i>	<i>PPS</i>
		\$APINVCE	014180	LEGAL ADVICE - CEO OFFICE	5,390.00		
209425	12/11/2020	AUSTRALASIAN PERFORMING RIGHT ASSOC LTD T/A					3,105.71
		<i>Invoice Number</i>	<i>Payment Details</i>	<i>Amount</i>	<i>Discount</i>	<i>Retention</i>	<i>PPS</i>
		\$APINVCE	046603	THE CITY IS REQUIRED TO HOLD A COPYRIGHT	3,105.71		
209426	12/11/2020	MOW MASTER TURF EQUIPMENT					402.00
		<i>Invoice Number</i>	<i>Payment Details</i>	<i>Amount</i>	<i>Discount</i>	<i>Retention</i>	<i>PPS</i>
		\$APINVCE	00059971	HONDA MOWER BLADES AND BOLTS STOCK	227.10		
		\$APINVCE	00059997	HONDA MOWER BLADES AND BOLTS STOCK	174.90		
209427	12/11/2020	ALLPIPE TECHNOLOGIES					511.50
		<i>Invoice Number</i>	<i>Payment Details</i>	<i>Amount</i>	<i>Discount</i>	<i>Retention</i>	<i>PPS</i>
		\$APINVCE	00004081	CCTV INSPECTION FOR EXISTING STORMWATER	511.50		
209428	12/11/2020	THE TRUSTEE FOR THE PROPERTY AUSTRALIA					355.72
		<i>Invoice Number</i>	<i>Payment Details</i>	<i>Amount</i>	<i>Discount</i>	<i>Retention</i>	<i>PPS</i>
		\$APINVCE	7348	565 HAY STREET (LIBRARY) - 2020/2021	355.72		

# Payment Details by Invoice

# MUNICIPAL FUND



From Period 5      To Period 5      From Date 1/11/2020      To Date 30/11/2020

<i>Cheque/EFT Number</i>	<i>Payment Date</i>	<i>Payee</i>						<i>Payment Amount</i>
209429	12/11/2020	DEEP GREEN CORPORATION PTY LTD						3,640.45
		<i>Invoice Number</i>	<i>Payment Details</i>	<i>Amount</i>	<i>Discount</i>	<i>Retention</i>	<i>PPS</i>	
		\$APINVCE 23652	GREEN WALL MAINTENANCE - LIBRARY AND NOR	1,289.75				
		\$APINVCE 23653	GREEN WALL MAINTENANCE - LIBRARY AND NOR	2,350.70				
209430	12/11/2020	DORMAKABA AUSTRALIA PTY LTD						591.80
		<i>Invoice Number</i>	<i>Payment Details</i>	<i>Amount</i>	<i>Discount</i>	<i>Retention</i>	<i>PPS</i>	
		\$APINVCE 35WA801296	UNPLANNED AUTODOOR MAINTENANCE FOR	251.90				
		\$APINVCE 35WA798825	UNPLANNED AUTODOOR MAINTENANCE FOR	339.90				
209431	12/11/2020	BROWNES FOODS OPERATIONS PTY LTD						107.48
		<i>Invoice Number</i>	<i>Payment Details</i>	<i>Amount</i>	<i>Discount</i>	<i>Retention</i>	<i>PPS</i>	
		\$APINVCE 15651594	DEPOT WEEKLY MILK DELIVERY 1 JULY 2020 -	107.48				
209432	12/11/2020	BULLANT SECURITY PTY LTD						543.75
		<i>Invoice Number</i>	<i>Payment Details</i>	<i>Amount</i>	<i>Discount</i>	<i>Retention</i>	<i>PPS</i>	
		\$APINVCE 10203675	Q10203675	543.75				
209433	12/11/2020	ICONIC PROPERTY SERVICES						45,720.54
		<i>Invoice Number</i>	<i>Payment Details</i>	<i>Amount</i>	<i>Discount</i>	<i>Retention</i>	<i>PPS</i>	
		\$APINVCE PSIO11748	BATHROOM CONSUMABLES VARIOUS SITES	3,175.88				
		\$APINVCE PSIO11322	BATHROOM CONSUMABLES VARIOUS SITES	307.78				
		\$APINVCE PSIO11566	CLEANING AND LOCK UP SERVICES VARIOUS PR	1,169.00				
		\$APCREDIT PSC000740	WELLINGTON SQUARE PT JUL-SEP	(1,882.72)				
		\$APINVCE PSIO11569	CLEANING AND LOCK UP SERVICES VARIOUS PR	36,563.19				
		\$APINVCE PSIO11765	COUNCIL HOUSE - ADDITIONAL CLEANER	6,091.51				
		\$APINVCE PSIO11308	CHRISTMAS DECORATIONS CLEANERS FOR THE	295.90				
209434	12/11/2020	CSE CROSSCOM PTY LTD						3,630.00
		<i>Invoice Number</i>	<i>Payment Details</i>	<i>Amount</i>	<i>Discount</i>	<i>Retention</i>	<i>PPS</i>	
		\$APINVCE 430452	FIRE WARDENS AND PPM RADIO UNITS ONGOING	302.50				
		\$APINVCE 430453	FIRE WARDENS AND PPM RADIO UNITS ONGOING	1,540.00				
		\$APINVCE 429927	PROVISION OF TWO-WAY RADIOS - WAC DAY AN	1,787.50				

# Payment Details by Invoice

# MUNICIPAL FUND



From Period 5      To Period 5  
 From Date 1/11/2020      To Date 30/11/2020

<i>Cheque/EFT Number</i>	<i>Payment Date</i>	<i>Payee</i>					<i>Payment Amount</i>
209435	12/11/2020	AUSTRALIAN SERVICES UNION					440.30
		<i>Invoice Number</i>	<i>Payment Details</i>	<i>Amount</i>	<i>Discount</i>	<i>Retention</i>	<i>PPS</i>
		\$HRPAYJNL EF 6/11/2020	AUSTRALIAN SERVICES UNION	25.90			
		\$HRPAYJNL F 6/11/2020	AUSTRALIAN SERVICES UNION	414.40			
209436	12/11/2020	MARK REISINGER T/AS MFR AUTOELECTRICS					2,089.86
		<i>Invoice Number</i>	<i>Payment Details</i>	<i>Amount</i>	<i>Discount</i>	<i>Retention</i>	<i>PPS</i>
		\$APINVCE 1903	CALL OUT TO RECTIFY FAULTS IN RUBBISH TR	627.76			
		\$APINVCE 1904	CALL OUT TO RECTIFY FAULTS IN RUBBISH TR	187.80			
		\$APINVCE 1905	CALL OUT TO RECTIFY FAULTS IN RUBBISH TR	307.29			
		\$APINVCE 1906	CALL OUT TO RECTIFY FAULTS IN RUBBISH TR	301.79			
		\$APINVCE 1907	CALL OUT TO RECTIFY FAULTS IN RUBBISH TR	296.63			
		\$APINVCE 1902	CALL OUT TO RECTIFY FAULTS IN RUBBISH TR	368.59			
209437	12/11/2020	PAULL & WARNER ACCIDENT REPAIR CENTRE PERTH PTY					671.00
		<i>Invoice Number</i>	<i>Payment Details</i>	<i>Amount</i>	<i>Discount</i>	<i>Retention</i>	<i>PPS</i>
		\$APINVCE 26779	REPAIRS THAT ARE UNDER EXCESS TO VAN	671.00			
209438	12/11/2020	WRC MECHANICAL WA					3,102.00
		<i>Invoice Number</i>	<i>Payment Details</i>	<i>Amount</i>	<i>Discount</i>	<i>Retention</i>	<i>PPS</i>
		\$APINVCE 4055	ANNUAL TRUCK WHEEL ALIGNMENTS AT DEPOT -	1,551.00			
		\$APINVCE 4069	ANNUAL TRUCK WHEEL ALIGNMENTS AT DEPOT -	1,551.00			
209439	12/11/2020	AWESOME ARTS AUSTRALIA LTD					38,500.00
		<i>Invoice Number</i>	<i>Payment Details</i>	<i>Amount</i>	<i>Discount</i>	<i>Retention</i>	<i>PPS</i>
		\$APINVCE INV-1318	AWESOME FESTIVAL 2020- EVENT SPONSORSHIP	38,500.00			
209440	12/11/2020	THE TRUSTEE FOR THE SWIFT FLOW UNIT TRUST					2,465.10
		<i>Invoice Number</i>	<i>Payment Details</i>	<i>Amount</i>	<i>Discount</i>	<i>Retention</i>	<i>PPS</i>
		\$APINVCE 10560	SUPPLY & INSTALL WEST COAST POLY 720L RO	2,465.10			
209441	12/11/2020	ROWSON'S PLUMBING SERVICES PTY LTD					1,472.74
		<i>Invoice Number</i>	<i>Payment Details</i>	<i>Amount</i>	<i>Discount</i>	<i>Retention</i>	<i>PPS</i>
		\$APINVCE 818190	CAPPING WORKS AT LAKE ST	824.89			
		\$APINVCE 818169	VARIOUS SITES - UNPLANNED PLUMBING MAINT	160.49			
		\$APINVCE 818170	VARIOUS SITES - UNPLANNED PLUMBING MAINT	243.68			
		\$APINVCE 818168	VARIOUS SITES - UNPLANNED PLUMBING MAINT	243.68			

# Payment Details by Invoice

# MUNICIPAL FUND



From Period 5      To Period 5  
 From Date 1/11/2020      To Date 30/11/2020

<i>Cheque/EFT Number</i>	<i>Payment Date</i>	<i>Payee</i>					<i>Payment Amount</i>
209442	12/11/2020	SONTEC INTEGRATED SYSTEMS					6,028.00
		<i>Invoice Number</i>	<i>Payment Details</i>	<i>Amount</i>	<i>Discount</i>	<i>Retention</i>	<i>PPS</i>
		\$APINVCE 17333	COUNCIL HOUSE - ACCESS CONTROL DOORS LEV	6,028.00			
209443	12/11/2020	ROADS CORPORATION T/AS VICROADS					132.60
		<i>Invoice Number</i>	<i>Payment Details</i>	<i>Amount</i>	<i>Discount</i>	<i>Retention</i>	<i>PPS</i>
		\$APINVCE 00708426	VEHICLE REGISTRATION SEARCHES (VICTORIA)	132.60			
209444	12/11/2020	ALLMAKES PTY LTD T/AS BRANDWORX AUSTRALIA					6,639.47
		<i>Invoice Number</i>	<i>Payment Details</i>	<i>Amount</i>	<i>Discount</i>	<i>Retention</i>	<i>PPS</i>
		\$APINVCE 727038	UNIFORM PARKING INFORMATION OFFICERS & P	117.00			
		\$APINVCE 727039	UNIFORM PARKING INFORMATION OFFICERS & P	284.99			
		\$APINVCE 727041	UNIFORMS FOR 41 STAFF AT LIBRARY	335.92			
		\$APINVCE 727042	UNIFORMS FOR 41 STAFF AT LIBRARY	422.95			
		\$APINVCE 726014	UNIFORM ORDER FOR STAFF WORKING SWEAR-IN	4,364.10			
		\$APINVCE 726015	UNIFORM ORDER FOR STAFF WORKING SWEAR-IN	109.41			
		\$APINVCE 726395	UNIFORM ORDER FOR STAFF WORKING SWEAR-IN	1,005.10			
209445	12/11/2020	AUSTRALIAN DEFENCE APPAREL PTY LTD					681.14
		<i>Invoice Number</i>	<i>Payment Details</i>	<i>Amount</i>	<i>Discount</i>	<i>Retention</i>	<i>PPS</i>
		\$APINVCE ONE30207	QUOTE ONE30207	681.14			
209446	12/11/2020	WINC AUSTRALIA PTY PTD					1,164.79
		<i>Invoice Number</i>	<i>Payment Details</i>	<i>Amount</i>	<i>Discount</i>	<i>Retention</i>	<i>PPS</i>
		\$APINVCE 9034135599	COMMUNITY DEVELOPMENT ALLIANCE	78.63			
		\$APINVCE 9034130233	STATIONERY FOR LEVEL 11 COUNCILLOR'S OFF	116.67			
		\$APINVCE 9034135604	STATIONERY SUPPLIES, NON GST FOOD SUPPLI	57.60			
		\$APINVCE 9034149865	STATIONERY & KITCHEN SUPPLIER LVL 7	308.16			
		\$APINVCE 9034160880	COMMUNITY DEVELOPMENT ALLIANCE	147.31			
		\$APINVCE 9034179875	COMMUNITY DEVELOPMENT ALLIANCE	9.20			
		\$APINVCE 9034148054	STATIONERY - CONTAINER DEPOSIT SCHEME	99.40			
		\$APINVCE 9034179347	AMENDMENT CREATED ON 11-AUG-2020 AMOUNT	272.10			
		\$APINVCE 9033782941	EM EQUIPMENT FOR EVACUATION CENTERS	75.72			
209447	12/11/2020	DEPARTMENT OF LOCAL GOVERNMENT, SPORT AND					46,609.42
		<i>Invoice Number</i>	<i>Payment Details</i>	<i>Amount</i>	<i>Discount</i>	<i>Retention</i>	<i>PPS</i>
		\$APINVCE RI026069	POWER CHARGES 28/12/2020 TO 28/4/2020 -	46,609.42			



# Payment Details by Invoice

# MUNICIPAL FUND



From Period 5 To Period 5 From Date 1/11/2020 To Date 30/11/2020

<i>Cheque/EFT Number</i>	<i>Payment Date</i>	<i>Payee</i>						<i>Payment Amount</i>
209448	12/11/2020	FOOD TECHNOLOGY SERVICES PTY LTD						19,525.79
		<i>Invoice Number</i>	<i>Payment Details</i>	<i>Amount</i>	<i>Discount</i>	<i>Retention</i>	<i>PPS</i>	
	\$APINVCE	00004663	FOOD TECHNOLOGY SERVICES FOOD BUSINESS	19,525.79				
209449	12/11/2020	ACE SECURITY AND EVENTS SERVICES						10,340.00
		<i>Invoice Number</i>	<i>Payment Details</i>	<i>Amount</i>	<i>Discount</i>	<i>Retention</i>	<i>PPS</i>	
	\$APINVCE	00006606	SECURITY MOORE STREET ACCREDITATION SITE	10,340.00				
209450	12/11/2020	URBANSTONE						10,070.94
		<i>Invoice Number</i>	<i>Payment Details</i>	<i>Amount</i>	<i>Discount</i>	<i>Retention</i>	<i>PPS</i>	
	\$APINVCE	15666615	STORES STOCK	1,556.94				
	\$APINVCE	15667972	INFRASTRUCTURE & ASSETS MATERIAL REQUIRE	8,514.00				
209451	12/11/2020	BARONESS HOLDINGS PTY LTD T/AS TREE PLANTING AND						7,456.97
		<i>Invoice Number</i>	<i>Payment Details</i>	<i>Amount</i>	<i>Discount</i>	<i>Retention</i>	<i>PPS</i>	
	\$APINVCE	INV-0873	STREET TREE WATERING	7,456.97				
209452	12/11/2020	ESSENTIAL FIRE SERVICES PTY LTD						17,063.37
		<i>Invoice Number</i>	<i>Payment Details</i>	<i>Amount</i>	<i>Discount</i>	<i>Retention</i>	<i>PPS</i>	
	\$APINVCE	73099SM	FIGURES ARE AN ESTIMATE ONLY, BASED ON A	704.00				
	\$APINVCE	73305SM	FIGURES ARE AN ESTIMATE ONLY, BASED ON A	151.25				
	\$APINVCE	73490SM	FIGURES ARE AN ESTIMATE ONLY, BASED ON A	302.50				
	\$APINVCE	72276SM	FIRE SERVICES PLANNED MAINTENANCE 20/21	7,907.16				
	\$APINVCE	73218SM	FIRE SERVICES PLANNED MAINTENANCE 20/21	7,907.16				
	\$APINVCE	73617SM	FIGURES ARE AN ESTIMATE ONLY, BASED ON A	91.30				
209453	12/11/2020	HOBAN RECRUITMENT						12,488.42
		<i>Invoice Number</i>	<i>Payment Details</i>	<i>Amount</i>	<i>Discount</i>	<i>Retention</i>	<i>PPS</i>	
	\$APINVCE	H49516	HOBAN - LABOUR HIRE 20/21	3,153.17				
	\$APINVCE	H49517	DEPOT WORKSHOP TA LABOUR HIRE FOR TA JES	2,085.31				
	\$APINVCE	H49518	CONTRACT STAFF FOR CDS SITE UNTIL 31/12/	4,702.35				
	\$APINVCE	H49519	SUPPLY OF CARPENTER PATRICK O'CONNOR FRO	1,893.14				
	\$APINVCE	H48725	CAATHERINE MEREDITH, SUPPORT OFFICER (EN	654.45				
209454	12/11/2020	TRAVIS HAYTO PHOTOGRAPHY						589.05
		<i>Invoice Number</i>	<i>Payment Details</i>	<i>Amount</i>	<i>Discount</i>	<i>Retention</i>	<i>PPS</i>	
	\$APINVCE	00001912	ADDITIONAL FOOTAGE OF CITY OF PERTH WEDD	589.05				



# Payment Details by Invoice

# MUNICIPAL FUND



From Period 5      To Period 5      From Date 1/11/2020      To Date 30/11/2020

<i>Cheque/EFT Number</i>	<i>Payment Date</i>	<i>Payee</i>						<i>Payment Amount</i>
209455	12/11/2020	THE TRUSTEE FOR WALLIS FAMILY TRUST T/AS PLAYCE						14,520.00
		<i>Invoice Number</i>	<i>Payment Details</i>	<i>Amount</i>	<i>Discount</i>	<i>Retention</i>	<i>PPS</i>	
		\$APINVCE 19802_CA1	WELLINGTON SQUARE PLAYGROUND DESIGN	14,520.00				
209456	12/11/2020	WESTERN EDGE LANDSCAPES						1,265.00
		<i>Invoice Number</i>	<i>Payment Details</i>	<i>Amount</i>	<i>Discount</i>	<i>Retention</i>	<i>PPS</i>	
		\$APINVCE 4874	MAINTENANCE OF GARDEN BEDS ADJACENT TO B	1,265.00				
209457	12/11/2020	PLANT FORCE INVESTMENTS PTY LTD T/AS PLANTRITE						5,586.22
		<i>Invoice Number</i>	<i>Payment Details</i>	<i>Amount</i>	<i>Discount</i>	<i>Retention</i>	<i>PPS</i>	
		\$APINVCE 00034047	SUPPLY OF PLANTS	3,116.88				
		\$APINVCE 00034043	AUSTRALIAN NATIVE PLANTS FOR VARIOUS ARE	1,967.74				
		\$APINVCE 00034044	AUSTRALIAN NATIVE PLANTS FOR VARIOUS ARE	501.60				
209458	12/11/2020	ENVIRO INFRASTRUCTURE PTY LTD						6,472.81
		<i>Invoice Number</i>	<i>Payment Details</i>	<i>Amount</i>	<i>Discount</i>	<i>Retention</i>	<i>PPS</i>	
		\$APINVCE 6183	WELD REPAIRS REQUIRED TO SWEEPER BLADE F	3,765.21				
		\$APINVCE 6129	TREE GRATE CUTTING/MODIFYING	2,707.60				
209459	12/11/2020	CORPORATE GOVERNANCE RISK PTY LTD						5,500.00
		<i>Invoice Number</i>	<i>Payment Details</i>	<i>Amount</i>	<i>Discount</i>	<i>Retention</i>	<i>PPS</i>	
		\$APINVCE IV00002340	MONTHLY HOSTING FEES FOR CORPORATE GOVER	5,500.00				
209460	12/11/2020	CENTRAL CITY HEALTH PROFESSIONALS						212.00
		<i>Invoice Number</i>	<i>Payment Details</i>	<i>Amount</i>	<i>Discount</i>	<i>Retention</i>	<i>PPS</i>	
		\$APINVCE 0080192	PARKING OFFICER PODIATRY 20/21	6.00				
		\$APINVCE 0080820	PARKING OFFICER PODIATRY 20/21	111.00				
		\$APINVCE 0080064	PARKING OFFICER PODIATRY 20/21	95.00				
209461	12/11/2020	ARI (AUST) PTY LTD T/AS THE WORKERS SHOP						2,958.00
		<i>Invoice Number</i>	<i>Payment Details</i>	<i>Amount</i>	<i>Discount</i>	<i>Retention</i>	<i>PPS</i>	
		\$APINVCE TWS-23918	RANGERS UNIFORMS - ABORIGINAL DESIGN SHI	2,958.00				
209462	12/11/2020	HOPE VALLEY NURSERY PTY LTD						1,980.00
		<i>Invoice Number</i>	<i>Payment Details</i>	<i>Amount</i>	<i>Discount</i>	<i>Retention</i>	<i>PPS</i>	
		\$APINVCE 00250874	200 BIG RED GERANIUMS FOR THE MALLS AND	1,980.00				

# Payment Details by Invoice

# MUNICIPAL FUND



From Period 5      To Period 5  
 From Date 1/11/2020      To Date 30/11/2020

<i>Cheque/EFT Number</i>	<i>Payment Date</i>	<i>Payee</i>						<i>Payment Amount</i>
209463	12/11/2020	OSPREY CREATIVE PTY LTD						975.99
		<i>Invoice Number</i>	<i>Payment Details</i>	<i>Amount</i>	<i>Discount</i>	<i>Retention</i>	<i>PPS</i>	
		\$APINVCE	INV-0240	TARGA WEST EDITS	975.99			
209464	12/11/2020	ANTHONY BENCH T/AS KLEEN WEST DISTRIBUTORS						517.77
		<i>Invoice Number</i>	<i>Payment Details</i>	<i>Amount</i>	<i>Discount</i>	<i>Retention</i>	<i>PPS</i>	
		\$APINVCE	00051740	BIO GOLD DEGREASER TO CLEAN HEAVY DUTY O	517.77			
209465	12/11/2020	ROBERTSON HAYLES LAWYERS PTY LTD						8,723.00
		<i>Invoice Number</i>	<i>Payment Details</i>	<i>Amount</i>	<i>Discount</i>	<i>Retention</i>	<i>PPS</i>	
		\$APINVCE	012950	HR LEGAL ADVICE	8,723.00			
209466	12/11/2020	CIRRUS NETWORKS PTY LTD T/AS CIRRUS						4,628.25
		<i>Invoice Number</i>	<i>Payment Details</i>	<i>Amount</i>	<i>Discount</i>	<i>Retention</i>	<i>PPS</i>	
		\$APINVCE	INV0006568	CISCO ANYCONNECT VPN RENEWAL QUOTE NO: 0	4,628.25			
209467	12/11/2020	SHARON MAREE GREGORY						650.00
		<i>Invoice Number</i>	<i>Payment Details</i>	<i>Amount</i>	<i>Discount</i>	<i>Retention</i>	<i>PPS</i>	
		\$APINVCE	20-158	TRANSLATION OF CEO MESSAGE FOR THE MOORD	650.00			
209468	12/11/2020	T.J GREEN & D.A PARISH T/AS THE HYBRID MINDS						2,194.00
		<i>Invoice Number</i>	<i>Payment Details</i>	<i>Amount</i>	<i>Discount</i>	<i>Retention</i>	<i>PPS</i>	
		\$APINVCE	10191	FRINGE WORLD 10 YEAR VIDEO	902.00			
		\$APINVCE	10192	ALWAYS ON CAMPAIGN - FILMING AND PRODUCT	1,292.00			
209469	12/11/2020	TSTEE GREEN F/TRUST & TSTEE HOOD F/TRUST T/A OFFICE						306.64
		<i>Invoice Number</i>	<i>Payment Details</i>	<i>Amount</i>	<i>Discount</i>	<i>Retention</i>	<i>PPS</i>	
		\$APINVCE	135979	SURVEILLANCE MILK SUPPLIES 20-21	143.92			
		\$APINVCE	140543	SURVEILLANCE MILK SUPPLIES 20-21	162.72			
209470	12/11/2020	GRANBAY NOMINEES PTY LTD T/AS GO GRAPHICS						2,288.00
		<i>Invoice Number</i>	<i>Payment Details</i>	<i>Amount</i>	<i>Discount</i>	<i>Retention</i>	<i>PPS</i>	
		\$APINVCE	21368	SUPPLY AND INSTALLATION OF 4X PIECES OF	313.50			
		\$APINVCE	21367	COUNCIL HOUSE LEVEL 8 MEETING ROOM DECAL	1,974.50			

# Payment Details by Invoice

# MUNICIPAL FUND




From Period 5      To Period 5      From Date 1/11/2020      To Date 30/11/2020

<i>Cheque/EFT Number</i>	<i>Payment Date</i>	<i>Payee</i>					<i>Payment Amount</i>
209471	12/11/2020	DULUXGROUP(AUSTRALIA)PTY LTD T/AS DULUX					569.73
		<i>Invoice Number</i>	<i>Payment Details</i>	<i>Amount</i>	<i>Discount</i>	<i>Retention</i>	<i>PPS</i>
		\$APINVCE 316847	PAINT AND HARDWARE SUPPLIES FOR USE IN G	90.52			
		\$APINVCE WC04-0317373	PAINT AND HARDWARE SUPPLIES FOR USE IN G	379.89			
		\$APINVCE 317229	PAINT AND HARDWARE SUPPLIES FOR USE IN G	57.12			
		\$APINVCE WC04-0317359	PAINT AND HARDWARE SUPPLIES FOR USE IN G	42.20			
209472	12/11/2020	CTA (WA) PTY LTD					870.10
		<i>Invoice Number</i>	<i>Payment Details</i>	<i>Amount</i>	<i>Discount</i>	<i>Retention</i>	<i>PPS</i>
		\$APINVCE 500904	SUPPLY OF 40 X SKATE DETERRENTS 40MM D	870.10			
209473	12/11/2020	J.H. FLUID TRANSFER SOLUTIONS PTY LTD T/AS PIRTEK					410.62
		<i>Invoice Number</i>	<i>Payment Details</i>	<i>Amount</i>	<i>Discount</i>	<i>Retention</i>	<i>PPS</i>
		\$APINVCE ML-T00036817	REPLACEMENT OF BLOWN HYDRAULIC HOSE ON	410.62			
209474	12/11/2020	AQUAMONIX PTY LTD					1,650.00
		<i>Invoice Number</i>	<i>Payment Details</i>	<i>Amount</i>	<i>Discount</i>	<i>Retention</i>	<i>PPS</i>
		\$APINVCE 66308	IRRIGATION CENTRAL CONTROL - MAX ET GROU	1,650.00			
209475	12/11/2020	THE GRIFFITH FAMILY TRUST T/AS SUPERSTOCK SERVICES					129.93
		<i>Invoice Number</i>	<i>Payment Details</i>	<i>Amount</i>	<i>Discount</i>	<i>Retention</i>	<i>PPS</i>
		\$APINVCE 40431581	MILK FOR CHILD CARE	79.53			
		\$APINVCE 40431582	FRUIT JUICE AND DAIRY PRODUCTS FOR THE C	50.40			
209476	12/11/2020	SELECT FRESH PTY LTD					314.23
		<i>Invoice Number</i>	<i>Payment Details</i>	<i>Amount</i>	<i>Discount</i>	<i>Retention</i>	<i>PPS</i>
		\$APINVCE 283237	FRUIT AND VEGETABLES	49.30			
		\$APINVCE 283377	FRUIT AND VEGETABLES	89.30			
		\$APINVCE 283442	FRUIT AND VEG FOR CHILD CARE	175.63			
209477	12/11/2020	303 MULLENLOWE AUSTRALIA PTY LTD T/AS 303					9,430.34
		<i>Invoice Number</i>	<i>Payment Details</i>	<i>Amount</i>	<i>Discount</i>	<i>Retention</i>	<i>PPS</i>
		\$APINVCE 5000737981	ALWAYS ON TVC - ADDITIONAL TIME	8,807.41			
		\$APINVCE 5000737986	ALWAYS ON TV - MURAL HR	622.93			

# Payment Details by Invoice

# MUNICIPAL FUND



From Period 5      To Period 5  
 From Date 1/11/2020      To Date 30/11/2020

<i>Cheque/EFT Number</i>	<i>Payment Date</i>	<i>Payee</i>					<i>Payment Amount</i>
209478	12/11/2020	BUFFIE SHONDELL CORUNNA T/AS GUNGURRA					2,500.00
	\$APINVCE	<u>Invoice Number</u> 05501	<u>Payment Details</u> SPEND REDEMPTION ARTWORK BUFFIE CORUNNA	<u>Amount</u> 2,500.00	<u>Discount</u>	<u>Retention</u>	<u>PPS</u>
209479	12/11/2020	CENTRE FOR STORIES LIMITED					8,250.00
	\$APINVCE	<u>Invoice Number</u> 00000037	<u>Payment Details</u> ART GRANT - CENTRE FOR STORIES, SIDE WAL	<u>Amount</u> 8,250.00	<u>Discount</u>	<u>Retention</u>	<u>PPS</u>
209480	12/11/2020	MISSION BAY ENTERPRISES PTY LTD T/AS CRUSH					55.00
	\$APINVCE	<u>Invoice Number</u> INV-50645	<u>Payment Details</u> HERITAGE PERTH WEBSITE JULY MAINTENANCE	<u>Amount</u> 55.00	<u>Discount</u>	<u>Retention</u>	<u>PPS</u>
209481	12/11/2020	KOMPAN PLAYSCAPE PTY LTD					2,728.00
	\$APINVCE	<u>Invoice Number</u> SI218455	<u>Payment Details</u> REPLACE ROPES ON PLAYGROUND	<u>Amount</u> 2,728.00	<u>Discount</u>	<u>Retention</u>	<u>PPS</u>
209482	12/11/2020	COMPLETE OFFICE SUPPLIES PTY LTD					544.50
	\$APINVCE	<u>Invoice Number</u> 09531064	<u>Payment Details</u> PPE FOR EVACUATION CENTRES	<u>Amount</u> 544.50	<u>Discount</u>	<u>Retention</u>	<u>PPS</u>
209483	12/11/2020	JOONDALUP WINDSCREENS PTY LTD					560.00
	\$APINVCE	<u>Invoice Number</u> 00048018	<u>Payment Details</u> REPLACEMENT WIND SCREEN WITH CAMERA ON	<u>Amount</u> 560.00	<u>Discount</u>	<u>Retention</u>	<u>PPS</u>
209484	12/11/2020	ALEXANDER JAMES BRIDGE CULTURAL & EDUCATIONAL					72.45
	\$APINVCE	<u>Invoice Number</u> 25569	<u>Payment Details</u> DELIVERY TO LEVEL 2 - HISTORY CENTRE	<u>Amount</u> 72.45	<u>Discount</u>	<u>Retention</u>	<u>PPS</u>
209485	12/11/2020	THE TRUSTEE FOR THE ONG FAMILY TRUST T/AS CARL'S					275.00
	\$APINVCE	<u>Invoice Number</u> INV-0119	<u>Payment Details</u> COP BUSINESS CARD TEMPLATES UPDATE 2	<u>Amount</u> 275.00	<u>Discount</u>	<u>Retention</u>	<u>PPS</u>
209486	12/11/2020	DANIELA DOMENIQUE RUSSO					225.00
	\$APINVCE	<u>Invoice Number</u> 05	<u>Payment Details</u> CHAIR YOGA	<u>Amount</u> 225.00	<u>Discount</u>	<u>Retention</u>	<u>PPS</u>

# Payment Details by Invoice

# MUNICIPAL FUND



From Period 5 To Period 5 From Date 1/11/2020 To Date 30/11/2020

<i>Cheque/EFT Number</i>	<i>Payment Date</i>	<i>Payee</i>					<i>Payment Amount</i>
209487	12/11/2020	TRADE WEST INDUSTRIAL SUPPLIES PTY LTD					913.00
		<i>Invoice Number</i>	<i>Payment Details</i>	<i>Amount</i>	<i>Discount</i>	<i>Retention</i>	<i>PPS</i>
		\$APINVCE 81145	GREASE TUBS FOR GREASING LINES TO RUBBIS	913.00			
209488	12/11/2020	HELVETIA HOSPITALITY PTY LTD T/AS TOAST BISTRO					4,125.00
		<i>Invoice Number</i>	<i>Payment Details</i>	<i>Amount</i>	<i>Discount</i>	<i>Retention</i>	<i>PPS</i>
		\$APINVCE INV-1468	SMALL BUSINESS GRANT 20 21 - TOAST BISTR	4,125.00			
209489	12/11/2020	J.A MCNALLY & C.S MCNALLY T/AS TAILORED RETAIL					4,557.80
		<i>Invoice Number</i>	<i>Payment Details</i>	<i>Amount</i>	<i>Discount</i>	<i>Retention</i>	<i>PPS</i>
		\$APINVCE 1001	SMALL BUSINESS GRANT 20/21 SKYIRA (TAILO	4,557.80			
209490	12/11/2020	COHESION GROUP PTY LTD T/AS COHESION LABELS &					569.38
		<i>Invoice Number</i>	<i>Payment Details</i>	<i>Amount</i>	<i>Discount</i>	<i>Retention</i>	<i>PPS</i>
		\$APINVCE 117590	REPAIR/FAULT STICKERS (LABELS)	569.38			
209491	12/11/2020	CHERALYN SIMPSON T/AS VARLEY STRINGS					2,430.00
		<i>Invoice Number</i>	<i>Payment Details</i>	<i>Amount</i>	<i>Discount</i>	<i>Retention</i>	<i>PPS</i>
		\$APINVCE 10122020	VARLEY STRINGS, SIDEWALK SOUNDS PERFORMA	2,430.00			
209492	12/11/2020	GOLDSPAR AUSTRALIA PTY LTD					2,656.50
		<i>Invoice Number</i>	<i>Payment Details</i>	<i>Amount</i>	<i>Discount</i>	<i>Retention</i>	<i>PPS</i>
		\$APINVCE 201490	CHRISTMAS DECORATIONS 50 X TRACK NUTS AN	2,656.50			
209493	12/11/2020	BLUE COLLAR PEOPLE					20,435.27
		<i>Invoice Number</i>	<i>Payment Details</i>	<i>Amount</i>	<i>Discount</i>	<i>Retention</i>	<i>PPS</i>
		\$APINVCE 00149177	SUPPLY OF TEAM LEADER CARPENTER JOHN CRE	2,135.52			
		\$APINVCE 00149175	LABOUR HIRE NIGHTSHIFT W/E 18/10/20	8,478.02			
		\$APINVCE 00149176	CONTRACT LABOUR FROM 12/10/20 TO 18/10/2	9,821.73			
209494	12/11/2020	BUILDING & CONSTRUCTION INDUSTRY TRAININ					101,647.27
		<i>Invoice Number</i>	<i>Payment Details</i>	<i>Amount</i>	<i>Discount</i>	<i>Retention</i>	<i>PPS</i>
		\$APINVCE 10112020	RECON BCITF AT AT 30 OCT 2020 LESS FEE	101,647.27			

# Payment Details by Invoice

# MUNICIPAL FUND



From Period 5      To Period 5      From Date 1/11/2020      To Date 30/11/2020

<i>Cheque/EFT Number</i>	<i>Payment Date</i>	<i>Payee</i>					<i>Payment Amount</i>
209495	12/11/2020	BUNNINGS BUILDING SUPPLIES P/L					705.15
		<i>Invoice Number</i>	<i>Payment Details</i>	<i>Amount</i>	<i>Discount</i>	<i>Retention</i>	<i>PPS</i>
		\$APINVCE 240401301995	SUPPLY OF 2X 5LTF SIKKENS CETOL 077 1X	487.35			
		\$APINVCE 2052/00131060	VARIOUS SITES - UNPLANNED MAINTENANCE -	33.90			
		\$APINVCE 2404/01366776	VARIOUS SITES - UNPLANNED MAINTENANCE -	71.80			
		\$APINVCE 2437/0545356	VARIOUS SITES - UNPLANNED MAINTENANCE -	112.10			
209496	12/11/2020	CABCHARGE AUSTRALIA PTY LTD					60.43
		<i>Invoice Number</i>	<i>Payment Details</i>	<i>Amount</i>	<i>Discount</i>	<i>Retention</i>	<i>PPS</i>
		\$APINVCE 25073513P2010	CABCHARGE FOR MICHAEL PASQUALE TO ATTEND	60.43			
209497	12/11/2020	CFMEU MINING & ENERGY DIVISION					328.00
		<i>Invoice Number</i>	<i>Payment Details</i>	<i>Amount</i>	<i>Discount</i>	<i>Retention</i>	<i>PPS</i>
		\$HRPAYJNL EF 6/11/2020	CFMEU	296.00			
		\$HRPAYJNL F 6/11/2020	CFMEU	32.00			
209498	12/11/2020	CHILD SUPPORT AGENCY					1,801.35
		<i>Invoice Number</i>	<i>Payment Details</i>	<i>Amount</i>	<i>Discount</i>	<i>Retention</i>	<i>PPS</i>
		\$HRPAYJNL EF 6/11/2020	ATO CHILD SUPPORT AGENCY	1,108.30			
		\$HRPAYJNL F 6/11/2020	ATO CHILD SUPPORT AGENCY	693.05			
209499	12/11/2020	CITY OF JOONDALUP					4,532.33
		<i>Invoice Number</i>	<i>Payment Details</i>	<i>Amount</i>	<i>Discount</i>	<i>Retention</i>	<i>PPS</i>
		\$APINVCE 25467	LSL - JAMIE PARRY - CITY OF JOONDALUP	4,532.33			
209500	12/11/2020	CITY OF PERTH STAFF SOCIAL CLUB					889.00
		<i>Invoice Number</i>	<i>Payment Details</i>	<i>Amount</i>	<i>Discount</i>	<i>Retention</i>	<i>PPS</i>
		\$HRPAYJNL EF 6/11/2020	SOCIAL CLUB	28.00			
		\$HRPAYJNL F 6/11/2020	SOCIAL CLUB	861.00			
209501	12/11/2020	CLASSIC TREE SERVICES					6,356.46
		<i>Invoice Number</i>	<i>Payment Details</i>	<i>Amount</i>	<i>Discount</i>	<i>Retention</i>	<i>PPS</i>
		\$APINVCE INV-32542	STREET TREE PRUNING, REMOVAL AND ARBORIC	6,356.46			

# Payment Details by Invoice

# MUNICIPAL FUND



From Period 5      To Period 5      From Date 1/11/2020      To Date 30/11/2020

<i>Cheque/EFT Number</i>	<i>Payment Date</i>	<i>Payee</i>					<i>Payment Amount</i>
209502	12/11/2020	DARDANUP BUTCHERING UNIT TRUST T/AS DARDANUP					543.01
		<i>Invoice Number</i>	<i>Payment Details</i>	<i>Amount</i>	<i>Discount</i>	<i>Retention</i>	<i>PPS</i>
		\$APINVCE BL546332	DARDANUP MEATS	152.13			
		\$APINVCE BL546702	DARDANUP MEATS	390.88			
209503	12/11/2020	FAAC AUSTRALIA T/AS HUB PARKING TECHNOLOGY					51,573.37
		<i>Invoice Number</i>	<i>Payment Details</i>	<i>Amount</i>	<i>Discount</i>	<i>Retention</i>	<i>PPS</i>
		\$APINVCE 15596	DATAPARK SLA 20/21	5,727.59			
		\$APINVCE 15741	DATAPARK STOCKS	45,845.78			
209504	12/11/2020	DILENA METAL SALES					620.00
		<i>Invoice Number</i>	<i>Payment Details</i>	<i>Amount</i>	<i>Discount</i>	<i>Retention</i>	<i>PPS</i>
		\$APINVCE 148744	SUPPLY OF 6 X SEAT LEGS 1 X POST	620.00			
209505	12/11/2020	EXCLUSIVE TROPHIES					627.85
		<i>Invoice Number</i>	<i>Payment Details</i>	<i>Amount</i>	<i>Discount</i>	<i>Retention</i>	<i>PPS</i>
		\$APINVCE 00057616	UPDATING OF THE HONOUR BOARD	627.85			
209506	12/11/2020	ELLIOTTS IRRIGATION PTY LTD					36,520.00
		<i>Invoice Number</i>	<i>Payment Details</i>	<i>Amount</i>	<i>Discount</i>	<i>Retention</i>	<i>PPS</i>
		\$APINVCE P30937	REPLACEMENT OF GROUNDWATER FILTRATION SY	31,449.00			
		\$APINVCE B19755	OZONE GROUNDWATER FILTRATION SYSTEM - ME	5,071.00			
209507	12/11/2020	GHD PTY LTD					500.50
		<i>Invoice Number</i>	<i>Payment Details</i>	<i>Amount</i>	<i>Discount</i>	<i>Retention</i>	<i>PPS</i>
		\$APINVCE 112-0056621	CONSULTANCY FEE - TECHNICAL SERVICES ASS	500.50			
209508	12/11/2020	GEORGIU GROUP PTY LTD					1,426,771.85
		<i>Invoice Number</i>	<i>Payment Details</i>	<i>Amount</i>	<i>Discount</i>	<i>Retention</i>	<i>PPS</i>
		\$APINVCE 21CS0344	EAST END REVITALISATION - CIVIL, ELECTRI	1,426,771.85			

# Payment Details by Invoice

# MUNICIPAL FUND



From Period 5      To Period 5  
 From Date 1/11/2020      To Date 30/11/2020

<i>Cheque/EFT Number</i>	<i>Payment Date</i>	<i>Payee</i>						<i>Payment Amount</i>
209509	12/11/2020	HAYS PERSONNEL SERVICES (AUST) PTY LTD						25,880.78
		<u>Invoice Number</u>	<u>Payment Details</u>	<u>Amount</u>	<u>Discount</u>	<u>Retention</u>	<u>PPS</u>	
		\$APINVCE 9629276	CONTRACT TECHNICIAN	988.27				
		\$APINVCE 9632941	SUPPLY MAINTENANCE WORKER JASON FROM	1,895.83				
		\$APINVCE 9632940	SUPPLY OF MAINTENANCE WORKER FROM TONY 2	1,895.83				
		\$APINVCE 9615289	HAYS	1,653.73				
		\$APINVCE 9629275	HAYS	1,324.39				
		\$APINVCE 9615293	CONTRACT TECHNICIAN	1,647.12				
		\$APINVCE 9598710	SCR CONTRACTOR NATHAN CLAYDON	489.31				
		\$APINVCE 9598713	SCR CONTRACTOR SUSAN DUNFORD	2,968.47				
		\$APINVCE 9600633	SCR CONTRACTOR NATHAN CLAYDON	2,609.64				
		\$APINVCE 9600637	SCR CONTRACTOR SUSAN DUNFORD	1,304.82				
		\$APINVCE 9615295	SCR CONTRACTOR SUSAN DUNFORD	2,446.54				
		\$APINVCE 9615285	SCR CONTRACTOR KEVAN SERCOMBE	2,479.16				
		\$APINVCE 9537943	BARRY DAVIES. SYSTEMS INTEGRATION JULY	4,177.67				
209510	12/11/2020	HEALTH INSURANCE FUND OF WA						201.65
		<u>Invoice Number</u>	<u>Payment Details</u>	<u>Amount</u>	<u>Discount</u>	<u>Retention</u>	<u>PPS</u>	
		\$HRPAYJNL F 6/11/2020	HEALTH INSURANCE FUND	201.65				
209511	12/11/2020	HOSPITAL BENEFIT FUND OF WA						368.30
		<u>Invoice Number</u>	<u>Payment Details</u>	<u>Amount</u>	<u>Discount</u>	<u>Retention</u>	<u>PPS</u>	
		\$HRPAYJNL EF 6/11/2020	HOSPITAL BENEFIT FUND	255.70				
		\$HRPAYJNL F 6/11/2020	HOSPITAL BENEFIT FUND	112.60				
209512	12/11/2020	HYDROJET						1,710.50
		<u>Invoice Number</u>	<u>Payment Details</u>	<u>Amount</u>	<u>Discount</u>	<u>Retention</u>	<u>PPS</u>	
		\$APINVCE 8320	STORES STOCK	1,710.50				
209513	12/11/2020	IPWEA-WA						200.00
		<u>Invoice Number</u>	<u>Payment Details</u>	<u>Amount</u>	<u>Discount</u>	<u>Retention</u>	<u>PPS</u>	
		\$APINVCE JGN2W3PFLGJ	IPWEA WEBINAR DISCUSSING THE VALUATION O	200.00				
209514	12/11/2020	JACKSONS DRAWING SUPPLIES						430.00
		<u>Invoice Number</u>	<u>Payment Details</u>	<u>Amount</u>	<u>Discount</u>	<u>Retention</u>	<u>PPS</u>	
		\$APINVCE 20-00115294	CRESCENT BOARD TO MAKE ARTWORK LABELS	430.00				



# Payment Details by Invoice

# MUNICIPAL FUND



From Period 5 To Period 5 From Date 1/11/2020 To Date 30/11/2020

<i>Cheque/EFT Number</i>	<i>Payment Date</i>	<i>Payee</i>					<i>Payment Amount</i>
209515	12/11/2020	JASON SIGNMAKERS					167.94
		<i>Invoice Number</i>	<i>Payment Details</i>	<i>Amount</i>	<i>Discount</i>	<i>Retention</i>	<i>PPS</i>
		\$APINVCE 213227	CAR PARK BAY DISC NUMBERS	167.94			
209516	12/11/2020	STATE LIBRARY OF WA					177.20
		<i>Invoice Number</i>	<i>Payment Details</i>	<i>Amount</i>	<i>Discount</i>	<i>Retention</i>	<i>PPS</i>
		\$APINVCE RI026837	VENUE HIRE FOR NORTHBRIDGE INFORMATION S	177.20			
209517	12/11/2020	MAJOR MOTORS PTY LTD					334.87
		<i>Invoice Number</i>	<i>Payment Details</i>	<i>Amount</i>	<i>Discount</i>	<i>Retention</i>	<i>PPS</i>
		\$APINVCE 966605	REPLACEMENT DRIVERS SEAT COVER + INDICAT	201.66			
		\$APINVCE 966163	REPLACEMENT DRIVERS SEAT COVER + INDICAT	133.21			
209518	12/11/2020	MARKETFORCE LTD					5,914.76
		<i>Invoice Number</i>	<i>Payment Details</i>	<i>Amount</i>	<i>Discount</i>	<i>Retention</i>	<i>PPS</i>
		\$APINVCE 35726	GOVERNANCE - ADVERTISING / PUBLIC NOTICE	705.95			
		\$APINVCE 35730	GOVERNANCE - ADVERTISING / PUBLIC NOTICE	531.75			
		\$APINVCE 35725	PUBLIC NOTICE FOR CITY OF PERTH PARKING	855.73			
		\$APINVCE 35733	ADVERTISING - CITY KEBABS	611.74			
		\$APCREDIT 35325	EARLY SETTLEMENT DISCOUNT AUG 2020	(19.76)			
		\$APCREDIT 35326	EARLY SETTLEMENT DISCOUNT AUG 2020	(90.78)			
		\$APCREDIT 35555	EARLY SETTLEMENT DISCOUNT AUG 2020	(81.02)			
		\$APCREDIT 35107	EARLY SETTLEMENT DISCOUNT JULY 2020	(165.06)			
		\$APINVCE 35554	EARLY SETTLEMENT DISCOUNT AUG 2020	(486.31)			
		\$APINVCE 35735	STATUTORY ADVERTISING - TENDERS 2020/21	349.97			
		\$APINVCE 35736	STATUTORY ADVERTISING - TENDERS 2020/21	502.69			
		\$APINVCE 35729	ROAD CLOSURE ADVERTISEMENT FOR ALL CAPIT	2,283.89			
		\$APINVCE 35723	FIREBREAK NOTICE 2020-2021	915.97			
209519	12/11/2020	METRO FILTERS					20.00
		<i>Invoice Number</i>	<i>Payment Details</i>	<i>Amount</i>	<i>Discount</i>	<i>Retention</i>	<i>PPS</i>
		\$APINVCE 00163684	CHILD CARE - CANOPY AND FILTER CLEAN	20.00			
209520	12/11/2020	MINDARIE REGIONAL COUNCIL					63,344.45
		<i>Invoice Number</i>	<i>Payment Details</i>	<i>Amount</i>	<i>Discount</i>	<i>Retention</i>	<i>PPS</i>
		\$APINVCE SINV042690	GREEN WASTE TIPPING FEES 20/21	1,421.99			
		\$APINVCE SINV-042641	PROVISION OF LANDFILL TIPPING - 20/21	61,922.46			

# Payment Details by Invoice

# MUNICIPAL FUND



From Period 5      To Period 5  
 From Date 1/11/2020      To Date 30/11/2020

<i>Cheque/EFT Number</i>	<i>Payment Date</i>	<i>Payee</i>						<i>Payment Amount</i>
209521	12/11/2020	M P ROGERS & ASSOCIATES PTY LTD						1,107.04
		<i>Invoice Number</i>	<i>Payment Details</i>	<i>Amount</i>	<i>Discount</i>	<i>Retention</i>	<i>PPS</i>	
		\$APINVCE 21116	CLAISEBROOK COVE JETTIES -SUPERINTENDENT	1,107.04				
209522	12/11/2020	LGRCEU						1,250.52
		<i>Invoice Number</i>	<i>Payment Details</i>	<i>Amount</i>	<i>Discount</i>	<i>Retention</i>	<i>PPS</i>	
		\$HRPAYJNL EF 6/11/2020	LGRCEU	1,045.52				
		\$HRPAYJNL F 6/11/2020	LGRCEU	184.50				
		\$HRPAYJNL F 6/11/2020	LGRCEU	20.50				
209523	12/11/2020	REINO INTERNATIONAL						1,718.75
		<i>Invoice Number</i>	<i>Payment Details</i>	<i>Amount</i>	<i>Discount</i>	<i>Retention</i>	<i>PPS</i>	
		\$APINVCE R0017472	STANDING ORDER FOR 2020/2021 SLA PER CON	1,718.75				
209524	12/11/2020	THE TRUSTEE FOR PERTH THEATRE T/AS PERTH THEATRE						261,074.00
		<i>Invoice Number</i>	<i>Payment Details</i>	<i>Amount</i>	<i>Discount</i>	<i>Retention</i>	<i>PPS</i>	
		\$APINVCE 16531	PERTH CONCERT HALL OPERATING SUBSIDY 202	261,074.00				
209525	12/11/2020	THE ROYAL LIFE SAVING SOCIETY WA INC						3,500.43
		<i>Invoice Number</i>	<i>Payment Details</i>	<i>Amount</i>	<i>Discount</i>	<i>Retention</i>	<i>PPS</i>	
		\$APINVCE 124035	WATER FEATURE MAINTENANCE - LAKE ST , FL	3,500.43				
209526	12/11/2020	RSEA PTY LTD						44.00
		<i>Invoice Number</i>	<i>Payment Details</i>	<i>Amount</i>	<i>Discount</i>	<i>Retention</i>	<i>PPS</i>	
		\$APINVCE 10846372	EMPLOYEE SAFETY BOOTS	148.50				
		\$APCREDIT 10896915	INVOICE 10586303	(104.50)				
209527	12/11/2020	ST JOHN AMBULANCE AUSTRALIA						475.20
		<i>Invoice Number</i>	<i>Payment Details</i>	<i>Amount</i>	<i>Discount</i>	<i>Retention</i>	<i>PPS</i>	
		\$APINVCE EHSINV0009315	ST JOHN AMBULANCE ROUGH SLEEPER COUNT 27	475.20				
209528	12/11/2020	FUJI XEROX BUSINESSFORCE PTY LTD						2,363.77
		<i>Invoice Number</i>	<i>Payment Details</i>	<i>Amount</i>	<i>Discount</i>	<i>Retention</i>	<i>PPS</i>	
		\$APINVCE 661090253	INFRINGEMENT REMINDER AND FINAL DEMAND N	507.23				
		\$APINVCE 662090253	INFRINGEMENT REMINDER AND FINAL DEMAND N	1,856.54				

# Payment Details by Invoice

# MUNICIPAL FUND



From Period 5      To Period 5      From Date 1/11/2020      To Date 30/11/2020

<i>Cheque/EFT Number</i>	<i>Payment Date</i>	<i>Payee</i>						<i>Payment Amount</i>
209529	12/11/2020	CSP GROUP PTY LTD T/AS STIHL SHOP OSBORNE PARK						123.50
		<i>Invoice Number</i>	<i>Payment Details</i>	<i>Amount</i>	<i>Discount</i>	<i>Retention</i>	<i>PPS</i>	
		\$APINVCE 61702#7	REPLACEMENT SPOOLS FOR WHIPPY GRASS CUTT	115.00				
		\$APINVCE 61724#7	REPLACEMENT PARTS FOR MINOR PLANT	8.50				
209530	12/11/2020	TELSTRA						4,558.94
		<i>Invoice Number</i>	<i>Payment Details</i>	<i>Amount</i>	<i>Discount</i>	<i>Retention</i>	<i>PPS</i>	
		\$APINVCE 4681945111		4,558.94				
209531	12/11/2020	TOTAL EDEN PTY LTD						2,209.19
		<i>Invoice Number</i>	<i>Payment Details</i>	<i>Amount</i>	<i>Discount</i>	<i>Retention</i>	<i>PPS</i>	
		\$APINVCE 411011047	2 X 150MM CAST IRON GIBAULTS (NARROWS MA	251.59				
		\$APINVCE 411006419	STORES STOCK	1,957.60				
209532	12/11/2020	T QUIP						1,370.30
		<i>Invoice Number</i>	<i>Payment Details</i>	<i>Amount</i>	<i>Discount</i>	<i>Retention</i>	<i>PPS</i>	
		\$APINVCE 96039#7	REPLACEMENT DECK COVER PLUS MOWER	1,308.10				
		\$APINVCE 96209#7	NEW RADIATOR OVER TANK FOR PARKS SMALL G	62.20				
209533	12/11/2020	TOWN OF VICTORIA PARK						12,573.65
		<i>Invoice Number</i>	<i>Payment Details</i>	<i>Amount</i>	<i>Discount</i>	<i>Retention</i>	<i>PPS</i>	
		\$APINVCE 12112020	PARKING FEE COLECTN 29/10-4/11/2020	12,573.65				
209534	12/11/2020	ULTIMO CATERING & EVENTS PTY LTD						386.76
		<i>Invoice Number</i>	<i>Payment Details</i>	<i>Amount</i>	<i>Discount</i>	<i>Retention</i>	<i>PPS</i>	
		\$APINVCE 00410244	COP CATERING SUPPLIES	281.16				
		\$APINVCE 00410245	COP CATERING SUPPLIES	105.60				
209535	12/11/2020	VALVOLINE (AUSTRALIA) PTY LTD						916.95
		<i>Invoice Number</i>	<i>Payment Details</i>	<i>Amount</i>	<i>Discount</i>	<i>Retention</i>	<i>PPS</i>	
		\$APINVCE 3757339	HYDRAULIC OIL 400L	1,533.40				
		\$APCREDIT 1172973	INVOICE 3732762	(616.45)				

# Payment Details by Invoice

# MUNICIPAL FUND



From Period 5      To Period 5      From Date 1/11/2020      To Date 30/11/2020

<i>Cheque/EFT Number</i>	<i>Payment Date</i>	<i>Payee</i>	<i>Payment Amount</i>
209536	12/11/2020	WA LOCAL GOVT SUPER PLAN P/L	77,900.12

	<i>Invoice Number</i>	<i>Payment Details</i>	<i>Amount</i>	<i>Discount</i>	<i>Retention</i>	<i>PPS</i>
\$HRPAYJNL	EF 6/11/2020	EMPLOYEE CONTRIBUTION - PRETAX (%)	537.85			
\$HRPAYJNL	EF 6/11/2020	CC SCHEME EMPLOYEE CONTRIBUTION - PRETAX	1,444.27			
\$HRPAYJNL	EF 6/11/2020	CC SCHEME EMPLOYEE CONTRIBUTION - POSTTA	503.53			
\$HRPAYJNL	EF 6/11/2020	SGC COMPULSORY - EMPLOYER	1,085.93			
\$HRPAYJNL	EF 6/11/2020	SGC COMPULSORY - EMPLOYER	123.76			
\$HRPAYJNL	EF 6/11/2020	SGC COMPULSORY - EMPLOYER	1,510.04			
\$HRPAYJNL	EF 6/11/2020	SGC COMPULSORY - EMPLOYER	335.74			
\$HRPAYJNL	EF 6/11/2020	SGC COMPULSORY - EMPLOYER	197.00			
\$HRPAYJNL	EF 6/11/2020	SGC COMPULSORY - EMPLOYER	493.96			
\$HRPAYJNL	EF 6/11/2020	SGC COMPULSORY - EMPLOYER	250.63			
\$HRPAYJNL	EF 6/11/2020	SGC COMPULSORY - EMPLOYER	675.74			
\$HRPAYJNL	EF 6/11/2020	SGC COMPULSORY - EMPLOYER	977.69			
\$HRPAYJNL	EF 6/11/2020	SGC COMPULSORY - EMPLOYER	247.51			
\$HRPAYJNL	EF 6/11/2020	SGC COMPULSORY - EMPLOYER	893.06			
\$HRPAYJNL	EF 6/11/2020	5% COUNCIL MATCHED COMPANY CONTRIBUTION	131.93			
\$HRPAYJNL	EF 6/11/2020	5% COUNCIL MATCHED COMPANY CONTRIBUTION	131.91			
\$HRPAYJNL	EF 6/11/2020	5% COUNCIL MATCHED COMPANY CONTRIBUTION	468.99			
\$HRPAYJNL	EF 6/11/2020	5% COUNCIL MATCHED COMPANY CONTRIBUTION	100.70			
\$HRPAYJNL	EF 6/11/2020	5% COUNCIL MATCHED COMPANY CONTRIBUTION	132.04			
\$HRPAYJNL	EF 6/11/2020	5% COUNCIL MATCHED COMPANY CONTRIBUTION	65.13			
\$HRPAYJNL	EF 6/11/2020	5% COUNCIL MATCHED COMPANY CONTRIBUTION	242.08			
\$HRPAYJNL	EF 6/11/2020	5% COUNCIL MATCHED COMPANY CONTRIBUTION	130.27			
\$HRPAYJNL	EF 6/11/2020	5% COUNCIL MATCHED COMPANY CONTRIBUTION	21.71			
\$HRPAYJNL	EF 6/11/2020	5% COUNCIL MATCHED COMPANY CONTRIBUTION	306.41			
\$HRPAYJNL	F 6/11/2020	SGC COMPULSORY - EMPLOYER	369.61			
\$HRPAYJNL	F 6/11/2020	SGC COMPULSORY - EMPLOYER	447.27			
\$HRPAYJNL	F 6/11/2020	SGC COMPULSORY - EMPLOYER	63.49			
\$HRPAYJNL	F 6/11/2020	SGC COMPULSORY - EMPLOYER	70.32			
\$HRPAYJNL	F 6/11/2020	SGC COMPULSORY - EMPLOYER	55.55			
\$HRPAYJNL	F 6/11/2020	SGC COMPULSORY - EMPLOYER	55.55			
\$HRPAYJNL	F 6/11/2020	SGC COMPULSORY - EMPLOYER	223.22			
\$HRPAYJNL	F 6/11/2020	SGC COMPULSORY - EMPLOYER	590.08			
\$HRPAYJNL	F 6/11/2020	SGC COMPULSORY - EMPLOYER	171.98			
\$HRPAYJNL	F 6/11/2020	SGC COMPULSORY - EMPLOYER	62.34			

# Payment Details by Invoice

# MUNICIPAL FUND



From Period 5      To Period 5      From Date 1/11/2020      To Date 30/11/2020

<i>Cheque/EFT Number</i>	<i>Payment Date</i>	<i>Payee</i>	<i>Payment Amount</i>
\$HRPAYJNL	F 6/11/2020	SGC COMPULSORY - EMPLOYER	746.61
\$HRPAYJNL	F 6/11/2020	SGC COMPULSORY - EMPLOYER	55.55
\$HRPAYJNL	F 6/11/2020	SGC COMPULSORY - EMPLOYER	249.59
\$HRPAYJNL	F 6/11/2020	SGC COMPULSORY - EMPLOYER	1,001.15
\$HRPAYJNL	F 6/11/2020	SGC COMPULSORY - EMPLOYER	1,213.66
\$HRPAYJNL	F 6/11/2020	SGC COMPULSORY - EMPLOYER	223.21
\$HRPAYJNL	F 6/11/2020	SGC COMPULSORY - EMPLOYER	433.35
\$HRPAYJNL	F 6/11/2020	SGC COMPULSORY - EMPLOYER	458.64
\$HRPAYJNL	F 6/11/2020	SGC COMPULSORY - EMPLOYER	666.36
\$HRPAYJNL	F 6/11/2020	SGC COMPULSORY - EMPLOYER	199.84
\$HRPAYJNL	F 6/11/2020	SGC COMPULSORY - EMPLOYER	2,296.20
\$HRPAYJNL	F 6/11/2020	SGC COMPULSORY - EMPLOYER	973.47
\$HRPAYJNL	F 6/11/2020	SGC COMPULSORY - EMPLOYER	170.82
\$HRPAYJNL	F 6/11/2020	SGC COMPULSORY - EMPLOYER	373.15
\$HRPAYJNL	F 6/11/2020	SGC COMPULSORY - EMPLOYER	6.49
\$HRPAYJNL	F 6/11/2020	SGC COMPULSORY - EMPLOYER	567.42
\$HRPAYJNL	F 6/11/2020	SGC COMPULSORY - EMPLOYER	12.97
\$HRPAYJNL	F 6/11/2020	SGC COMPULSORY - EMPLOYER	194.57
\$HRPAYJNL	F 6/11/2020	SGC COMPULSORY - EMPLOYER	603.84
\$HRPAYJNL	F 6/11/2020	SGC COMPULSORY - EMPLOYER	92.34
\$HRPAYJNL	F 6/11/2020	SGC COMPULSORY - EMPLOYER	1,583.48
\$HRPAYJNL	F 6/11/2020	SGC COMPULSORY - EMPLOYER	280.77
\$HRPAYJNL	F 6/11/2020	SGC COMPULSORY - EMPLOYER	531.66
\$HRPAYJNL	F 6/11/2020	SGC COMPULSORY - EMPLOYER	5.96
\$HRPAYJNL	F 6/11/2020	SGC COMPULSORY - EMPLOYER	629.46
\$HRPAYJNL	F 6/11/2020	SGC COMPULSORY - EMPLOYER	679.28
\$HRPAYJNL	F 6/11/2020	SGC COMPULSORY - EMPLOYER	350.84
\$HRPAYJNL	F 6/11/2020	SGC COMPULSORY - EMPLOYER	1,299.02
\$HRPAYJNL	F 6/11/2020	SGC COMPULSORY - EMPLOYER	312.76
\$HRPAYJNL	F 6/11/2020	SGC COMPULSORY - EMPLOYER	170.82
\$HRPAYJNL	F 6/11/2020	SGC COMPULSORY - EMPLOYER	823.15
\$HRPAYJNL	F 6/11/2020	SGC COMPULSORY - EMPLOYER	635.51
\$HRPAYJNL	F 6/11/2020	SGC COMPULSORY - EMPLOYER	626.99
\$HRPAYJNL	F 6/11/2020	SGC COMPULSORY - EMPLOYER	678.71
\$HRPAYJNL	F 6/11/2020	SGC COMPULSORY - EMPLOYER	170.81
\$HRPAYJNL	F 6/11/2020	SGC COMPULSORY - EMPLOYER	79.63
\$HRPAYJNL	F 6/11/2020	SGC COMPULSORY - EMPLOYER	12.97

# Payment Details by Invoice

# MUNICIPAL FUND



From Period 5      To Period 5      From Date 1/11/2020      To Date 30/11/2020

<i>Cheque/EFT Number</i>	<i>Payment Date</i>	<i>Payee</i>	<i>Payment Amount</i>
\$HRPAYJNL	F 6/11/2020	SGC COMPULSORY - EMPLOYER	14.89
\$HRPAYJNL	F 6/11/2020	SGC COMPULSORY - EMPLOYER	428.10
\$HRPAYJNL	F 6/11/2020	SGC COMPULSORY - EMPLOYER	1,480.98
\$HRPAYJNL	F 6/11/2020	SGC COMPULSORY - EMPLOYER	1,001.15
\$HRPAYJNL	F 6/11/2020	SGC COMPULSORY - EMPLOYER	1,214.95
\$HRPAYJNL	F 6/11/2020	SGC COMPULSORY - EMPLOYER	1,641.20
\$HRPAYJNL	F 6/11/2020	SGC COMPULSORY - EMPLOYER	778.54
\$HRPAYJNL	F 6/11/2020	SGC COMPULSORY - EMPLOYER	883.18
\$HRPAYJNL	F 6/11/2020	SGC COMPULSORY - EMPLOYER	485.20
\$HRPAYJNL	F 6/11/2020	SGC COMPULSORY - EMPLOYER	180.68
\$HRPAYJNL	F 6/11/2020	SGC COMPULSORY - EMPLOYER	291.42
\$HRPAYJNL	F 6/11/2020	SGC COMPULSORY - EMPLOYER	79.04
\$HRPAYJNL	F 6/11/2020	SGC COMPULSORY - EMPLOYER	94.27
\$HRPAYJNL	F 6/11/2020	SGC COMPULSORY - EMPLOYER	500.65
\$HRPAYJNL	F 6/11/2020	SGC COMPULSORY - EMPLOYER	126.86
\$HRPAYJNL	F 6/11/2020	SGC COMPULSORY - EMPLOYER	73.15
\$HRPAYJNL	F 6/11/2020	SGC COMPULSORY - EMPLOYER	94.27
\$HRPAYJNL	F 6/11/2020	SGC COMPULSORY - EMPLOYER	73.15
\$HRPAYJNL	F 6/11/2020	SGC COMPULSORY - EMPLOYER	126.86
\$HRPAYJNL	F 6/11/2020	SGC COMPULSORY - EMPLOYER	452.99
\$HRPAYJNL	F 6/11/2020	SGC COMPULSORY - EMPLOYER	641.03
\$HRPAYJNL	F 6/11/2020	SGC COMPULSORY - EMPLOYER	293.76
\$HRPAYJNL	F 6/11/2020	SGC COMPULSORY - EMPLOYER	1,716.69
\$HRPAYJNL	F 6/11/2020	SGC COMPULSORY - EMPLOYER	73.15
\$HRPAYJNL	F 6/11/2020	SGC COMPULSORY - EMPLOYER	448.89
\$HRPAYJNL	F 6/11/2020	SGC COMPULSORY - EMPLOYER	1,114.99
\$HRPAYJNL	F 6/11/2020	SGC COMPULSORY - EMPLOYER	930.58
\$HRPAYJNL	F 6/11/2020	SGC COMPULSORY - EMPLOYER	933.90
\$HRPAYJNL	F 6/11/2020	SGC COMPULSORY - EMPLOYER	102.93
\$HRPAYJNL	F 6/11/2020	SGC COMPULSORY - EMPLOYER	504.78
\$HRPAYJNL	F 6/11/2020	SGC COMPULSORY - EMPLOYER	388.09
\$HRPAYJNL	F 6/11/2020	SGC COMPULSORY - EMPLOYER	73.15
\$HRPAYJNL	F 6/11/2020	SGC COMPULSORY - EMPLOYER	158.59
\$HRPAYJNL	F 6/11/2020	5% COUNCIL MATCHED COMPANY CONTRIBUTION	29.24
\$HRPAYJNL	F 6/11/2020	5% COUNCIL MATCHED COMPANY CONTRIBUTION	194.53
\$HRPAYJNL	F 6/11/2020	5% COUNCIL MATCHED COMPANY CONTRIBUTION	33.39
\$HRPAYJNL	F 6/11/2020	5% COUNCIL MATCHED COMPANY CONTRIBUTION	33.42



# Payment Details by Invoice

# MUNICIPAL FUND



From Period 5      To Period 5  
 From Date 1/11/2020      To Date 30/11/2020

<i>Cheque/EFT Number</i>	<i>Payment Date</i>	<i>Payee</i>	<i>Payment Amount</i>
\$HRPAYJNL	F 6/11/2020	5% COUNCIL MATCHED COMPANY CONTRIBUTION	29.24
\$HRPAYJNL	F 6/11/2020	5% COUNCIL MATCHED COMPANY CONTRIBUTION	29.24
\$HRPAYJNL	F 6/11/2020	5% COUNCIL MATCHED COMPANY CONTRIBUTION	29.24
\$HRPAYJNL	F 6/11/2020	5% COUNCIL MATCHED COMPANY CONTRIBUTION	29.24
\$HRPAYJNL	F 6/11/2020	5% COUNCIL MATCHED COMPANY CONTRIBUTION	29.24
\$HRPAYJNL	F 6/11/2020	5% COUNCIL MATCHED COMPANY CONTRIBUTION	29.24
\$HRPAYJNL	F 6/11/2020	5% COUNCIL MATCHED COMPANY CONTRIBUTION	29.24
\$HRPAYJNL	F 6/11/2020	5% COUNCIL MATCHED COMPANY CONTRIBUTION	29.24
\$HRPAYJNL	F 6/11/2020	5% COUNCIL MATCHED COMPANY CONTRIBUTION	29.24
\$HRPAYJNL	F 6/11/2020	SGC COMPULSORY - EMPLOYER	610.97
\$HRPAYJNL	F 6/11/2020	SGC COMPULSORY - EMPLOYER	73.15
\$HRPAYJNL	F 6/11/2020	SGC COMPULSORY - EMPLOYER	691.41
\$HRPAYJNL	F 6/11/2020	SGC COMPULSORY - EMPLOYER	126.86
\$HRPAYJNL	F 6/11/2020	SGC COMPULSORY - EMPLOYER	93.58
\$HRPAYJNL	F 6/11/2020	SGC COMPULSORY - EMPLOYER	473.51
\$HRPAYJNL	F 6/11/2020	SGC COMPULSORY - EMPLOYER	73.15
\$HRPAYJNL	F 6/11/2020	SGC COMPULSORY - EMPLOYER	590.13
\$HRPAYJNL	F 6/11/2020	SGC COMPULSORY - EMPLOYER	280.77
\$HRPAYJNL	F 6/11/2020	SGC COMPULSORY - EMPLOYER	305.80
\$HRPAYJNL	F 6/11/2020	SGC COMPULSORY - EMPLOYER	358.85
\$HRPAYJNL	F 6/11/2020	SGC COMPULSORY - EMPLOYER	302.81
\$HRPAYJNL	F 6/11/2020	SGC COMPULSORY - EMPLOYER	850.67
\$HRPAYJNL	F 6/11/2020	SGC COMPULSORY - EMPLOYER	1,640.73
\$HRPAYJNL	F 6/11/2020	SGC COMPULSORY - EMPLOYER	192.20
\$HRPAYJNL	F 6/11/2020	SGC COMPULSORY - EMPLOYER	92.34
\$HRPAYJNL	F 6/11/2020	SGC COMPULSORY - EMPLOYER	510.25
\$HRPAYJNL	F 6/11/2020	5% COUNCIL MATCHED COMPANY CONTRIBUTION	379.94
\$HRPAYJNL	F 6/11/2020	5% COUNCIL MATCHED COMPANY CONTRIBUTION	422.07
\$HRPAYJNL	F 6/11/2020	5% COUNCIL MATCHED COMPANY CONTRIBUTION	29.24
\$HRPAYJNL	F 6/11/2020	5% COUNCIL MATCHED COMPANY CONTRIBUTION	105.18
\$HRPAYJNL	F 6/11/2020	5% COUNCIL MATCHED COMPANY CONTRIBUTION	193.85
\$HRPAYJNL	F 6/11/2020	5% COUNCIL MATCHED COMPANY CONTRIBUTION	144.57
\$HRPAYJNL	F 6/11/2020	5% COUNCIL MATCHED COMPANY CONTRIBUTION	241.39
\$HRPAYJNL	F 6/11/2020	5% COUNCIL MATCHED COMPANY CONTRIBUTION	228.08
\$HRPAYJNL	F 6/11/2020	5% COUNCIL MATCHED COMPANY CONTRIBUTION	162.26
\$HRPAYJNL	F 6/11/2020	5% COUNCIL MATCHED COMPANY CONTRIBUTION	241.39
\$HRPAYJNL	F 6/11/2020	5% COUNCIL MATCHED COMPANY CONTRIBUTION	142.09

# Payment Details by Invoice

# MUNICIPAL FUND



From Period 5      To Period 5      From Date 1/11/2020      To Date 30/11/2020

<i>Cheque/EFT Number</i>	<i>Payment Date</i>	<i>Payee</i>	<i>Payment Amount</i>
\$HRPAYJNL	F 6/11/2020	5% COUNCIL MATCHED COMPANY CONTRIBUTION	65.81
\$HRPAYJNL	F 6/11/2020	5% COUNCIL MATCHED COMPANY CONTRIBUTION	296.61
\$HRPAYJNL	F 6/11/2020	5% COUNCIL MATCHED COMPANY CONTRIBUTION	335.84
\$HRPAYJNL	F 6/11/2020	5% COUNCIL MATCHED COMPANY CONTRIBUTION	683.69
\$HRPAYJNL	F 6/11/2020	5% COUNCIL MATCHED COMPANY CONTRIBUTION	48.60
\$HRPAYJNL	F 6/11/2020	5% COUNCIL MATCHED COMPANY CONTRIBUTION	19.45
\$HRPAYJNL	F 6/11/2020	5% COUNCIL MATCHED COMPANY CONTRIBUTION	48.60
\$HRPAYJNL	F 6/11/2020	5% COUNCIL MATCHED COMPANY CONTRIBUTION	48.60
\$HRPAYJNL	F 6/11/2020	5% COUNCIL MATCHED COMPANY CONTRIBUTION	142.95
\$HRPAYJNL	F 6/11/2020	5% COUNCIL MATCHED COMPANY CONTRIBUTION	79.09
\$HRPAYJNL	F 6/11/2020	5% COUNCIL MATCHED COMPANY CONTRIBUTION	87.65
\$HRPAYJNL	F 6/11/2020	5% COUNCIL MATCHED COMPANY CONTRIBUTION	222.42
\$HRPAYJNL	F 6/11/2020	5% COUNCIL MATCHED COMPANY CONTRIBUTION	158.48
\$HRPAYJNL	F 6/11/2020	5% COUNCIL MATCHED COMPANY CONTRIBUTION	3.14
\$HRPAYJNL	F 6/11/2020	5% COUNCIL MATCHED COMPANY CONTRIBUTION	7.83
\$HRPAYJNL	F 6/11/2020	5% COUNCIL MATCHED COMPANY CONTRIBUTION	89.76
\$HRPAYJNL	F 6/11/2020	5% COUNCIL MATCHED COMPANY CONTRIBUTION	41.60
\$HRPAYJNL	F 6/11/2020	5% COUNCIL MATCHED COMPANY CONTRIBUTION	339.04
\$HRPAYJNL	F 6/11/2020	5% COUNCIL MATCHED COMPANY CONTRIBUTION	45.51
\$HRPAYJNL	F 6/11/2020	5% COUNCIL MATCHED COMPANY CONTRIBUTION	263.49
\$HRPAYJNL	F 6/11/2020	5% COUNCIL MATCHED COMPANY CONTRIBUTION	220.49
\$HRPAYJNL	F 6/11/2020	5% COUNCIL MATCHED COMPANY CONTRIBUTION	112.93
\$HRPAYJNL	F 6/11/2020	5% COUNCIL MATCHED COMPANY CONTRIBUTION	173.42
\$HRPAYJNL	F 6/11/2020	5% COUNCIL MATCHED COMPANY CONTRIBUTION	158.45
\$HRPAYJNL	F 6/11/2020	5% COUNCIL MATCHED COMPANY CONTRIBUTION	313.74
\$HRPAYJNL	F 6/11/2020	5% COUNCIL MATCHED COMPANY CONTRIBUTION	106.76
\$HRPAYJNL	F 6/11/2020	5% COUNCIL MATCHED COMPANY CONTRIBUTION	38.50
\$HRPAYJNL	F 6/11/2020	5% COUNCIL MATCHED COMPANY CONTRIBUTION	38.50
\$HRPAYJNL	F 6/11/2020	5% COUNCIL MATCHED COMPANY CONTRIBUTION	57.32
\$HRPAYJNL	F 6/11/2020	5% COUNCIL MATCHED COMPANY CONTRIBUTION	38.50
\$HRPAYJNL	F 6/11/2020	5% COUNCIL MATCHED COMPANY CONTRIBUTION	38.50
\$HRPAYJNL	F 6/11/2020	5% COUNCIL MATCHED COMPANY CONTRIBUTION	227.37
\$HRPAYJNL	F 6/11/2020	5% COUNCIL MATCHED COMPANY CONTRIBUTION	38.50
\$HRPAYJNL	F 6/11/2020	5% COUNCIL MATCHED COMPANY CONTRIBUTION	174.64
\$HRPAYJNL	F 6/11/2020	5% COUNCIL MATCHED COMPANY CONTRIBUTION	38.50
\$HRPAYJNL	F 6/11/2020	5% COUNCIL MATCHED COMPANY CONTRIBUTION	168.02
\$HRPAYJNL	F 6/11/2020	5% COUNCIL MATCHED COMPANY CONTRIBUTION	285.30



# Payment Details by Invoice

# MUNICIPAL FUND



From Period 5      To Period 5  
 From Date 1/11/2020      To Date 30/11/2020

<i>Cheque/EFT Number</i>	<i>Payment Date</i>	<i>Payee</i>					<i>Payment Amount</i>
\$HRPAYJNL	F 6/11/2020	5% COUNCIL MATCHED COMPANY CONTRIBUTION					42.00
\$HRPAYJNL	F 6/11/2020	5% COUNCIL MATCHED COMPANY CONTRIBUTION					38.50
\$HRPAYJNL	F 6/11/2020	EMPLOYEE CONTRIBUTION - PRETAX (\$)					591.01
\$HRPAYJNL	F 6/11/2020	EMPLOYEE CONTRIBUTION - PRETAX (%)					2,042.18
\$HRPAYJNL	F 6/11/2020	CC SCHEME EMPLOYEE CONTRIBUTION - PRETAX					7,967.46
\$HRPAYJNL	F 6/11/2020	CC SCHEME EMPLOYEE CONTRIBUTION - POSTTA					1,409.50
\$HRPAYJNL	F 6/11/2020	CC SCHEME EMPLOYEE CONTRIBUTION - POSTTA					189.92
\$HRPAYJNL	F 6/11/2020	SGC COMPULSORY - EMPLOYER					184.90
\$HRPAYJNL	F 6/11/2020	SGC COMPULSORY - EMPLOYER					180.42
\$HRPAYJNL	F 6/11/2020	SGC COMPULSORY - EMPLOYER					180.42
\$HRPAYJNL	F 6/11/2020	5% COUNCIL MATCHED COMPANY CONTRIBUTION					94.96
\$HRPAYJNL	F 6/11/2020	5% COUNCIL MATCHED COMPANY CONTRIBUTION					94.96
\$JOURNAL	J226368	EMP 7741 SUPER PAY 6/11/20					(415.09)
209537	12/11/2020	ENGIE MECHANICAL SERVICES(WA) PTY LIMITED					3,087.04
		<i>Invoice Number</i>	<i>Payment Details</i>	<i>Amount</i>	<i>Discount</i>	<i>Retention</i>	<i>PPS</i>
\$APINVCE		2328081	BOILER REPLACEMENT - CITY OF PERTH LIBRA	3,087.04			
209538	12/11/2020	WARP PTY LTD					1,708.21
		<i>Invoice Number</i>	<i>Payment Details</i>	<i>Amount</i>	<i>Discount</i>	<i>Retention</i>	<i>PPS</i>
\$APINVCE		116021	PROVIDE TRAFFIC MANAGEMENT	1,708.21			
209539	12/11/2020	WEST AUSTRALIAN NEWSPAPERS LIMITED					3,300.00
		<i>Invoice Number</i>	<i>Payment Details</i>	<i>Amount</i>	<i>Discount</i>	<i>Retention</i>	<i>PPS</i>
\$APINVCE		10121659202007	RIVERFRONT PROJECT - COMMUNITY ADVERTISI	3,300.00			
209540	12/11/2020	WESTCARE INDUSTRIES					1,493.80
		<i>Invoice Number</i>	<i>Payment Details</i>	<i>Amount</i>	<i>Discount</i>	<i>Retention</i>	<i>PPS</i>
\$APINVCE		115468	RANGER UNIFORMS 20/21	1,493.80			
209541	12/11/2020	WEST AUSTRALIAN LOCAL GOVERNMENT ASSOC					1,376.00
		<i>Invoice Number</i>	<i>Payment Details</i>	<i>Amount</i>	<i>Discount</i>	<i>Retention</i>	<i>PPS</i>
\$APINVCE		13083793	DEAN BALL WALGA TRAINING - MANAGE RECOVE	688.00			
\$APINVCE		13083792	DEAN BALL WALGA TRAINING - MANAGE RECOVE	688.00			

# Payment Details by Invoice

# MUNICIPAL FUND



From Period 5      To Period 5      From Date 1/11/2020      To Date 30/11/2020

<i>Cheque/EFT Number</i>	<i>Payment Date</i>	<i>Payee</i>						<i>Payment Amount</i>
209542	12/11/2020	ZIPFORM PTY LTD						12,466.28
		<i>Invoice Number</i>	<i>Payment Details</i>	<i>Amount</i>	<i>Discount</i>	<i>Retention</i>	<i>PPS</i>	
		\$APINVCE 199790	ZIPFORM - PRINTING AND POSTAGE OF RATE N	4,794.48				
		\$APINVCE 198493	PRINTING OF RATES BROCHURE	2,372.07				
		\$APINVCE 199789	ZIPFORM - PRINTING AND POSTAGE OF RATE N	5,299.73				
209543	12/11/2020	GAGIK TOUMANIAN						99.00
		<i>Invoice Number</i>	<i>Payment Details</i>	<i>Amount</i>	<i>Discount</i>	<i>Retention</i>	<i>PPS</i>	
		\$APINVCE EV2020/252	RFD PEACEFUL PROTEST-EV-2020/252	99.00				
209544	12/11/2020	SRIKANTH SUBBURAJ						286.36
		<i>Invoice Number</i>	<i>Payment Details</i>	<i>Amount</i>	<i>Discount</i>	<i>Retention</i>	<i>PPS</i>	
		\$APINVCE 38544	UNUSED PARKING DAYS 2/4-30/4/20-38544	286.36				
209545	12/11/2020	GOVIND APPU						250.00
		<i>Invoice Number</i>	<i>Payment Details</i>	<i>Amount</i>	<i>Discount</i>	<i>Retention</i>	<i>PPS</i>	
		\$APINVCE 12102020	RFD CPA CONGRESS 2020 REGISTRATION FEE	250.00				
209546	12/11/2020	BRADY & ALVIRA MCKENZIE						119.99
		<i>Invoice Number</i>	<i>Payment Details</i>	<i>Amount</i>	<i>Discount</i>	<i>Retention</i>	<i>PPS</i>	
		\$APINVCE 20092020	HEALTHY LIFESTYLE - B MCKENZIE	119.99				
209547	12/11/2020	IRASHAAD SALIE						110.00
		<i>Invoice Number</i>	<i>Payment Details</i>	<i>Amount</i>	<i>Discount</i>	<i>Retention</i>	<i>PPS</i>	
		\$APINVCE 23102020	OPTICAL - S SALIE	110.00				
209548	12/11/2020	KELLY GRACE REAGAN						120.00
		<i>Invoice Number</i>	<i>Payment Details</i>	<i>Amount</i>	<i>Discount</i>	<i>Retention</i>	<i>PPS</i>	
		\$APINVCE 26102020	HEALTHY LIFESTYLE - K REAGAN	120.00				
209549	12/11/2020	A F BENNETT						100.00
		<i>Invoice Number</i>	<i>Payment Details</i>	<i>Amount</i>	<i>Discount</i>	<i>Retention</i>	<i>PPS</i>	
		\$APINVCE FD-2020/55	RFD PTH FIREFIGHTER CALENDAR FD-2020/55	100.00				

# Payment Details by Invoice

# MUNICIPAL FUND




From Period 5 To Period 5 From Date 1/11/2020 To Date 30/11/2020

<i>Cheque/EFT Number</i>	<i>Payment Date</i>	<i>Payee</i>						<i>Payment Amount</i>
209550	16/11/2020	CTI5 PTY LTD						18,322.40
		<u>Invoice Number</u>	<u>Payment Details</u>	<u>Amount</u>	<u>Discount</u>	<u>Retention</u>	<u>PPS</u>	
		\$APINVCE 01069023	COIN COLLECTION FROM TICKET MACHINES 202	5,385.40				
		\$APINVCE 01069025	THIS ITEM IS FOR CTI5 ATTENDANCE FOR MAI	2,937.00				
		\$APINVCE 01069077	CONTAINER DEPOSIT SCHEME TOP UP	10,000.00				
209551	19/11/2020	BROOK & MARSH PTY LTD						1,100.00
		<u>Invoice Number</u>	<u>Payment Details</u>	<u>Amount</u>	<u>Discount</u>	<u>Retention</u>	<u>PPS</u>	
		\$APINVCE 30009331	SURVEY PLAN - POINT FRASER OVERFLOW PARK	1,100.00				
209552	19/11/2020	ALL FLAGS SIGNS AND BANNERS						1,496.00
		<u>Invoice Number</u>	<u>Payment Details</u>	<u>Amount</u>	<u>Discount</u>	<u>Retention</u>	<u>PPS</u>	
		\$APINVCE 65669	PPP BANNERS	1,496.00				
209553	19/11/2020	BIDFOOD WA PTY LTD						2,526.71
		<u>Invoice Number</u>	<u>Payment Details</u>	<u>Amount</u>	<u>Discount</u>	<u>Retention</u>	<u>PPS</u>	
		\$APINVCE 150720668.PER	CATERING SUPPLIES FOR CITIPLACE COMMUNIT	495.77				
		\$APINVCE 150734430.PER	CATERING SUPPLIES FOR CITIPLACE COMMUNIT	510.24				
		\$APINVCE 150746891.PER	CATERING SUPPLIES FOR CITIPLACE COMMUNIT	14.43				
		\$APINVCE 150746893.PER	CATERING SUPPLIES FOR CITIPLACE COMMUNIT	57.07				
		\$APINVCE 150757961.PER	CATERING SUPPLIES FOR CITIPLACE COMMUNIT	790.99				
		\$APCREDT C5698876.P	INVOICE I50734430.PER	(49.05)				
		\$APINVCE 150769083.PER	CATERING SUPPLIES FOR CITIPLACE COMMUNIT	707.26				
209554	19/11/2020	RORIE SPARE						3,173.70
		<u>Invoice Number</u>	<u>Payment Details</u>	<u>Amount</u>	<u>Discount</u>	<u>Retention</u>	<u>PPS</u>	
		\$APINVCE 176	CSA AND PARKING SERVICE ANNUAL CAMERA CL	3,173.70				
209555	19/11/2020	ILLION AUSTRALIA PTY LTD T/AS TENDERLINK.COM						687.50
		<u>Invoice Number</u>	<u>Payment Details</u>	<u>Amount</u>	<u>Discount</u>	<u>Retention</u>	<u>PPS</u>	
		\$APINVCE AU-369754	TENDERLINK SUBSCRIPTION 2020/21	687.50				
209556	19/11/2020	PARTOUT PTY LTD T/AS STATEWIDE BEARINGS						913.00
		<u>Invoice Number</u>	<u>Payment Details</u>	<u>Amount</u>	<u>Discount</u>	<u>Retention</u>	<u>PPS</u>	
		\$APINVCE V482188	ACTUATOR RAM FOR COMPACTOR ON HINO RUBBI	913.00				

# Payment Details by Invoice

# MUNICIPAL FUND



From Period 5      To Period 5  
 From Date 1/11/2020      To Date 30/11/2020

<i>Cheque/EFT Number</i>	<i>Payment Date</i>	<i>Payee</i>						<i>Payment Amount</i>
209557	19/11/2020	SOUTHERN METROPOLITAN REGIONAL COUNCIL						1,367.52
		<i>Invoice Number</i>	<i>Payment Details</i>	<i>Amount</i>	<i>Discount</i>	<i>Retention</i>	<i>PPS</i>	
		\$APINVCE 15100	PROVISION OF WASTE DISPOSAL FOR FOOD ORG	1,367.52				
209558	19/11/2020	IRON MOUNTAIN AUSTRALIA GROUP PTY LTD						5,242.70
		<i>Invoice Number</i>	<i>Payment Details</i>	<i>Amount</i>	<i>Discount</i>	<i>Retention</i>	<i>PPS</i>	
		\$APINVCE AUS750143	VAULT - PT - 502670 - ARCHIVE STORAGE AN	325.46				
		\$APINVCE 109005895	COLD STORAGE AT IRON MOUNTAIN 6YQN ACCOU	9.68				
		\$APINVCE AUS739616	SECURE SHREDDING BIN LOWER GROUND FLOOR	10.37				
		\$APINVCE AUS746807	NAV GENERAL STORAGE SPLIT INTO STORAGE &	1,724.78				
		\$APINVCE AUS739423	IRON MOUNTAIN - RECYCLED WASTE BIN ORDER	10.37				
		\$APINVCE AUS748198	GENERAL - RR 502540 - STORAGE AND RETRIE	2,450.02				
		\$APINVCE AUS739845	DOCUMENT DESTRUCTION BIN 20-21	10.37				
		\$APINVCE AUS739429	SECURE BINS (HR) FY20/21	20.75				
		\$APINVCE AUS750144	IRON MOUNTAIN ACCOUNT NDT STORAGE OF RAT	332.84				
		\$APINVCE AUS746806	OFFSITE STORAGE FOR HISTORY CENTRE ITEMS	15.22				
		\$APINVCE AUS732573	IRON MOUNTAIN ACCOUNT NDT STORAGE OF RAT	332.84				
209559	19/11/2020	AIBS WA CHAPTER						600.00
		<i>Invoice Number</i>	<i>Payment Details</i>	<i>Amount</i>	<i>Discount</i>	<i>Retention</i>	<i>PPS</i>	
		\$APINVCE 26513	WA CHAPTER PROFESSIONAL DEVELOPMENT DAY	300.00				
		\$APINVCE 26358	WA CHAPTER PROFESSIONAL DEVELOPMENT DAY	300.00				
209560	19/11/2020	NESPRESSO						464.00
		<i>Invoice Number</i>	<i>Payment Details</i>	<i>Amount</i>	<i>Discount</i>	<i>Retention</i>	<i>PPS</i>	
		\$APINVCE 38524028	COFFEE SUPPLIES - LEVEL 8	464.00				
209561	19/11/2020	PUMPS AUSTRALIA						334.40
		<i>Invoice Number</i>	<i>Payment Details</i>	<i>Amount</i>	<i>Discount</i>	<i>Retention</i>	<i>PPS</i>	
		\$APINVCE 34725	PRESSURE SWITCH + NEW CARBY FOR H/P CLEA	334.40				
209562	19/11/2020	INTERFLOW PTY LTD						29,720.62
		<i>Invoice Number</i>	<i>Payment Details</i>	<i>Amount</i>	<i>Discount</i>	<i>Retention</i>	<i>PPS</i>	
		\$APINVCE 000000019248-1	RETENTION RELEASE INVOICES	29,720.62				

# Payment Details by Invoice

# MUNICIPAL FUND



From Period 5      To Period 5  
 From Date 1/11/2020      To Date 30/11/2020

<i>Cheque/EFT Number</i>	<i>Payment Date</i>	<i>Payee</i>						<i>Payment Amount</i>
209563	19/11/2020	WESTBOOKS						974.11
		<i>Invoice Number</i>	<i>Payment Details</i>	<i>Amount</i>	<i>Discount</i>	<i>Retention</i>	<i>PPS</i>	
	\$APINVCE	317576	ASSORTED CHILDREN'S LIBRARY STOCK	974.11				
209564	19/11/2020	THYSSENKRUPP ELEVATOR AUSTRALIA PTY LTD						444.40
		<i>Invoice Number</i>	<i>Payment Details</i>	<i>Amount</i>	<i>Discount</i>	<i>Retention</i>	<i>PPS</i>	
	\$APINVCE	8067117122	REACTIVE LIFT AND ESCALATOR MAINTENANCE	444.40				
209565	19/11/2020	EDWIN BELLAMY						30.00
		<i>Invoice Number</i>	<i>Payment Details</i>	<i>Amount</i>	<i>Discount</i>	<i>Retention</i>	<i>PPS</i>	
	\$APINVCE	20092020	TUESDAY MORNING SHOW 6 OCTOBER 2020 - E	30.00				
209566	19/11/2020	GLOBAL AUTO COAT PTY LTD						542.05
		<i>Invoice Number</i>	<i>Payment Details</i>	<i>Amount</i>	<i>Discount</i>	<i>Retention</i>	<i>PPS</i>	
	\$APINVCE	SINV394832	SIA2237.4334.0240 SIASOFT 240GR (ROLL) 1	542.05				
209567	19/11/2020	ALINTA SALES PTY LTD						140.35
		<i>Invoice Number</i>	<i>Payment Details</i>	<i>Amount</i>	<i>Discount</i>	<i>Retention</i>	<i>PPS</i>	
	\$APINVCE	232004048	595 HAY STREET PERTH	104.25				
	\$APINVCE	431845470	LOT 478 RIVERSIDE DVE PERTH	36.10				
209568	19/11/2020	MAJESTIC PLUMBING						98.40
		<i>Invoice Number</i>	<i>Payment Details</i>	<i>Amount</i>	<i>Discount</i>	<i>Retention</i>	<i>PPS</i>	
	\$APINVCE	238561	VARIOUS SITES - UNPLANNED PLUMBING MAINT	98.40				
209569	19/11/2020	MENCHETTI CONSOLIDATED PTY LTD T/AS MG GROUP WA						331,254.74
		<i>Invoice Number</i>	<i>Payment Details</i>	<i>Amount</i>	<i>Discount</i>	<i>Retention</i>	<i>PPS</i>	
	\$APINVCE	00001927	HAY AND MURRAY STREET MALLS BOLLARD REPL	331,254.74				
209570	19/11/2020	ENVIROPATH PTY LTD T/ AS SPOT'S ALL SURFACE						19,871.76
		<i>Invoice Number</i>	<i>Payment Details</i>	<i>Amount</i>	<i>Discount</i>	<i>Retention</i>	<i>PPS</i>	
	\$APINVCE	2853	HIGH PRESSURE CLEANING OCTOBER 2020	19,871.76				
209571	19/11/2020	NS PROJECTS PTY LTD						18,210.50
		<i>Invoice Number</i>	<i>Payment Details</i>	<i>Amount</i>	<i>Discount</i>	<i>Retention</i>	<i>PPS</i>	
	\$APINVCE	20-136:01	ROE ST ENHANCEMENT TEMPORARY PROJECT	18,210.50				

# Payment Details by Invoice

# MUNICIPAL FUND



From Period 5      To Period 5  
 From Date 1/11/2020      To Date 30/11/2020

<i>Cheque/EFT Number</i>	<i>Payment Date</i>	<i>Payee</i>						<i>Payment Amount</i>
209576	19/11/2020	ACCESS BRICKPAVING CO						85,058.81
		<i>Invoice Number</i>	<i>Payment Details</i>	<i>Amount</i>	<i>Discount</i>	<i>Retention</i>	<i>PPS</i>	
		\$APINVCE 00301021	BROADWAY ST MEDIUM ISLAND LIFT AND RELAY	4,448.29				
		\$APINVCE 00061122	ROYAL BAR AND GRILL EAST PERTH DISMANTL	5,324.00	106.48			
		\$APINVCE 00301026	LIFT AND RELAY SUNKEN PAVERS 26 EASTBROO	4,132.59				
		\$APINVCE 00301025	BLANKET ORDER FOR ACCESS BRICK PAVING AS	3,359.40				
		\$APINVCE 23102023	ROAD RENEWALS PRAM RAMPS - PAVE WA WORKS	19,073.33				
		\$APINVCE 00301022	BLANKET ORDER FOR ACCESS BRICK PAVING AS	36,238.29				
		\$APINVCE 00301024	BLANKET ORDER FOR ACCESS BRICK PAVING AS	12,589.39				
					<b>106.48</b>			
209573	19/11/2020	SUNNY INDUSTRIAL BRUSHWARE						959.20
		<i>Invoice Number</i>	<i>Payment Details</i>	<i>Amount</i>	<i>Discount</i>	<i>Retention</i>	<i>PPS</i>	
		\$APINVCE 00022555	ANNUAL SWEEPER BRUSH BLANKET ORDER FOR 3	959.20				
209574	19/11/2020	DEPARTMENT OF TRANSPORT						16,496.80
		<i>Invoice Number</i>	<i>Payment Details</i>	<i>Amount</i>	<i>Discount</i>	<i>Retention</i>	<i>PPS</i>	
		\$APINVCE 4143186	VEHICLE REGISTRATION SEARCHES (WA)	16,496.80				
209575	19/11/2020	EOS ELECTRICAL						124,142.32
		<i>Invoice Number</i>	<i>Payment Details</i>	<i>Amount</i>	<i>Discount</i>	<i>Retention</i>	<i>PPS</i>	
		\$APINVCE 00013577	GENERIC STREET BANNER INSTALLATION	1,392.58				
		\$APINVCE 00013543	CHRISTMAS DECORATIONS REPAIRS - PART C	3,483.63				
		\$APINVCE 13502A	CHRISTMAS DECORATIONS 2020 - INSTALL/ DI	117,873.53				
		\$APINVCE 00013576	BANNER INSTALLATION AND REMOVAL COSTS	1,392.58				
209576	19/11/2020	DRAINFLOW SERVICES PTY LTD						17,183.85
		<i>Invoice Number</i>	<i>Payment Details</i>	<i>Amount</i>	<i>Discount</i>	<i>Retention</i>	<i>PPS</i>	
		\$APINVCE 00006014	CLEANING OF MAIN LINE AND GPT ON TRINITY	13,426.45				
		\$APINVCE 00005285	CLEANING OF MAIN LINE AND GPT ON TRINITY	3,757.40				
					<b>209692</b>			

# Payment Details by Invoice

# MUNICIPAL FUND



From Period 5      To Period 5      From Date 1/11/2020      To Date 30/11/2020

<i>Cheque/EFT Number</i>	<i>Payment Date</i>	<i>Payee</i>	<i>Payment Amount</i>
209577	19/11/2020	JAMES BENNETT PTY LTD	832.13

	<u>Invoice Number</u>	<u>Payment Details</u>	<u>Amount</u>	<u>Discount</u>	<u>Retention</u>	<u>PPS</u>
\$APINVCE	4732923	ASSORTED E-BOOKS - PER AXS	269.43			
\$APINVCE	PSO421040	LIBRARY STOCK PURCHASES OF ASSORTED BOOK	27.85			
\$APINVCE	PSO421039	LIBRARY STOCK PURCHASES OF ASSORTED BOOK	85.66			
\$APINVCE	4733105	LIBRARY STOCK PURCHASES OF ASSORTED BOOK	89.83			
\$APINVCE	4733108	LIBRARY STOCK PURCHASES OF ASSORTED BOOK	282.18			
\$APINVCE	4733106	LIBRARY STOCK PURCHASES OF ASSORTED BOOK	26.46			
\$APINVCE	4733107	LIBRARY STOCK PURCHASES FOR ANF (PERNF),	50.72			

# Payment Details by Invoice

# MUNICIPAL FUND



From Period 5      To Period 5      From Date 1/11/2020      To Date 30/11/2020

*Cheque/EFT Number*      *Payment Date*      *Payee*      *Payment Amount*

209578	19/11/2020	GILMOUR & JOOSTE ELECTRICAL	41,785.73
--------	------------	-----------------------------	-----------

	<u>Invoice Number</u>	<u>Payment Details</u>	<u>Amount</u>	<u>Discount</u>	<u>Retention</u>	<u>PPS</u>
\$APINVCE	INV-11065	VARIOUS SITES - UNPLANNED ELECTRICAL MAI	84.67			
\$APINVCE	INV-11064	VARIOUS SITES - UNPLANNED ELECTRICAL MAI	69.14			
\$APINVCE	INV-11042	VARIOUS SITES - UNPLANNED ELECTRICAL MAI	651.71			
\$APINVCE	INV-11072	VARIOUS SITES - UNPLANNED ELECTRICAL MAI	7,596.53			
\$APINVCE	INV-11059	ELECTRICAL MAINTENANCE FOR STREET LIGHTI	436.56			
\$APINVCE	INV-11058	ELECTRICAL MAINTENANCE FOR STREET LIGHTI	778.16			
\$APINVCE	INV-11044	ELECTRICAL MAINTENANCE FOR STREET LIGHTI	220.00			
\$APINVCE	INV-10873	ELECTRICAL MAINTENANCE FOR STREET LIGHTI	390.92			
\$APINVCE	INV-10535	ELECTRICAL MAINTENANCE FOR STREET LIGHTI	713.34			
\$APINVCE	INV10925	VARIOUS SITES - UNPLANNED ELECTRICAL MAI	816.72			
\$APINVCE	INV-10959	VARIOUS SITES - UNPLANNED ELECTRICAL MAI	213.11			
\$APINVCE	INV-10972	VARIOUS SITES - UNPLANNED ELECTRICAL MAI	77.00			
\$APINVCE	INV-11103	VARIOUS SITES - UNPLANNED ELECTRICAL MAI	583.86			
\$APINVCE	INV-11113	VARIOUS SITES - UNPLANNED ELECTRICAL MAI	27.50			
\$APINVCE	INV-11111	VARIOUS SITES - UNPLANNED ELECTRICAL MAI	195.12			
\$APINVCE	INV-11112	VARIOUS SITES - UNPLANNED ELECTRICAL MAI	27.50			
\$APINVCE	INV-11114	VARIOUS SITES - UNPLANNED ELECTRICAL MAI	223.78			
\$APINVCE	INV-11115	VARIOUS SITES - UNPLANNED ELECTRICAL MAI	275.00			
\$APINVCE	INV-10974	CHRISTMAS DECORATIONS 2020 ROYAL STREET	2,747.43			
\$APINVCE	INV-10269	VARIOUS SITES - UNPLANNED ELECTRICAL MAI	1,425.38			
\$APINVCE	INV-10784	ELECTRICAL MAINTENANCE FOR STREET LIGHTI	3,160.69			
\$APINVCE	INV-10980	CHRISTMAS DECORATIONS 2020 JAMES ST -	1,905.49			
\$APINVCE	INV-10192	VARIOUS SITES - UNPLANNED ELECTRICAL MAI	1,316.51			
\$APINVCE	INV-11061	VARIOUS SITES - UNPLANNED ELECTRICAL MAI	1,605.27			
\$APINVCE	INV-11063	VARIOUS SITES - UNPLANNED ELECTRICAL MAI	82.50			
\$APINVCE	INV-9888	ELECTRICAL MAINTENANCE FOR STREET LIGHTI	2,613.19			
\$APINVCE	INV-11020	L9 - ELECTRICAL TRADESMEN & APPRENTICE H	13,548.65			

209579	19/11/2020	ALANA HALL	4,351.95
--------	------------	------------	----------

	<u>Invoice Number</u>	<u>Payment Details</u>	<u>Amount</u>	<u>Discount</u>	<u>Retention</u>	<u>PPS</u>
\$APINVCE	41A	PODIATRIST	4,351.95			



# Payment Details by Invoice

# MUNICIPAL FUND



From Period 5      To Period 5      From Date 1/11/2020      To Date 30/11/2020

<i>Cheque/EFT Number</i>	<i>Payment Date</i>	<i>Payee</i>						<i>Payment Amount</i>
209580	19/11/2020	DAIMLER TRUCKS PERTH						914.28
		<i>Invoice Number</i>	<i>Payment Details</i>	<i>Amount</i>	<i>Discount</i>	<i>Retention</i>	<i>PPS</i>	
		\$APINVCE 6206558D	ADBLUE AND FUEL FILTERS FOR LARGE MERCED	782.99				
		\$APINVCE 6206655D	SERVICE CHARGE TO RESET DASH + REPLACEME	131.29				
209581	19/11/2020	ASTERISK INFORMATION SECURITY PTY LTD						95,526.16
		<i>Invoice Number</i>	<i>Payment Details</i>	<i>Amount</i>	<i>Discount</i>	<i>Retention</i>	<i>PPS</i>	
		\$APINVCE 5235	CHECKPOINT ANNUAL RENEWAL 01/12/20 - 01/	95,526.16				
209582	19/11/2020	DANIELS HEALTH SERVICES PTY LTD						215.95
		<i>Invoice Number</i>	<i>Payment Details</i>	<i>Amount</i>	<i>Discount</i>	<i>Retention</i>	<i>PPS</i>	
		\$APINVCE 1906121	STORES PPE STOCK	215.95				
209583	19/11/2020	IMAGE SOURCE DIGITAL SOLUTIONS						3,348.02
		<i>Invoice Number</i>	<i>Payment Details</i>	<i>Amount</i>	<i>Discount</i>	<i>Retention</i>	<i>PPS</i>	
		\$APINVCE 454265	FLOOR DECALS - SOCIAL DISTANCING - 28 OC	139.32				
		\$APINVCE 454287	RESERVED PARKING BAY SIGN	45.10				
		\$APINVCE 454264	RESERVED PARKING SIGN	67.10				
		\$APINVCE 454266	NO ENTRY DECAL AT EXIT OF HIS MAJESTY'S	319.00				
		\$APINVCE 454256	PRINTING AND INSTALLATION OF 22 CABINET	2,453.00				
		\$APINVCE 452121	WA DAY CORFLUTES COVID RECOVERY 19/20 FY	324.50				
209584	19/11/2020	MESSAGENET PTY LTD						324.15
		<i>Invoice Number</i>	<i>Payment Details</i>	<i>Amount</i>	<i>Discount</i>	<i>Retention</i>	<i>PPS</i>	
		\$APINVCE 1193845	ORDER FOR MONTHLY MESSAGENET BILLING FOR	324.15				
209585	19/11/2020	JAPANESE TRUCK & BUS SPARES PTY LTD						57.10
		<i>Invoice Number</i>	<i>Payment Details</i>	<i>Amount</i>	<i>Discount</i>	<i>Retention</i>	<i>PPS</i>	
		\$APINVCE 382602	SEPTEMBER FILTER ORDER FOR LARGE ROAD SW	57.10				

# Payment Details by Invoice

# MUNICIPAL FUND



From Period 5      To Period 5      From Date 1/11/2020      To Date 30/11/2020

<i>Cheque/EFT Number</i>	<i>Payment Date</i>	<i>Payee</i>						<i>Payment Amount</i>
209586	19/11/2020	LIGHTSPEED COMMUNICATIONS AUSTRALIA PTY LTD T/AS						42,181.90
		<u>Invoice Number</u>	<u>Payment Details</u>	<u>Amount</u>	<u>Discount</u>	<u>Retention</u>	<u>PPS</u>	
		\$APINVCE 87024	MAINTENANCE SERVICES FOR UPS IN CAR PARK	6,172.03				
		\$APINVCE 87035	INSTALL CORPORATE WIFI ACCESS POINTS AT	2,000.06				
		\$APINVCE 87039	Q24268 LIGHTSPEED	461.12				
		\$APINVCE 87038	Q24269 LIGHTSPEED	625.21				
		\$APINVCE 87037	Q24258	3,839.76				
		\$APINVCE 87023	Q24000 MOORE ST CCTV INFRASTRUCTURE	29,083.72				
209587	19/11/2020	METRIX CONSULTING PTY LTD						12,118.34
		<u>Invoice Number</u>	<u>Payment Details</u>	<u>Amount</u>	<u>Discount</u>	<u>Retention</u>	<u>PPS</u>	
		\$APINVCE INV-1172	MARKETING IMPACT EVALUATION AND INSIGHTS	12,118.34				
209588	19/11/2020	ARTRAGE						110,000.00
		<u>Invoice Number</u>	<u>Payment Details</u>	<u>Amount</u>	<u>Discount</u>	<u>Retention</u>	<u>PPS</u>	
		\$APINVCE 000441	MAJOR EVENT GRANT - ARTRAGE, FRINGE WORL	110,000.00				
209589	19/11/2020	ARUP						17,356.98
		<u>Invoice Number</u>	<u>Payment Details</u>	<u>Amount</u>	<u>Discount</u>	<u>Retention</u>	<u>PPS</u>	
		\$APINVCE 39-201539	LINSIG TRAFFIC MODELLING - ROE ST ENHANC	3,625.38				
		\$APINVCE 39-201617	ROE ST ENHANCEMENT PROJECT - DETAILED DE	13,731.60				
209590	19/11/2020	JASON CHARLES WESTON T/AS ARIA ENTERTAINMENT						150.00
		<u>Invoice Number</u>	<u>Payment Details</u>	<u>Amount</u>	<u>Discount</u>	<u>Retention</u>	<u>PPS</u>	
		\$APINVCE 00000203	TUESDAY MORNING SHOW 20 OCTOBER 2020 - J	150.00				

# Payment Details by Invoice

# MUNICIPAL FUND



From Period 5      To Period 5  
 From Date 1/11/2020      To Date 30/11/2020

<i>Cheque/EFT Number</i>	<i>Payment Date</i>	<i>Payee</i>						<i>Payment Amount</i>
209591	19/11/2020	DATALINE VISUAL LINK PTY LTD						23,397.97
		<u>Invoice Number</u>	<u>Payment Details</u>	<u>Amount</u>	<u>Discount</u>	<u>Retention</u>	<u>PPS</u>	
		\$APINVCE 53308	CONTRACT 100385	580.25				
		\$APINVCE 53309	CONTRACT 100385	233.75				
		\$APINVCE 53310	CONTRACT 100385	522.50				
		\$APINVCE 53311	CCTV PARTS FOR COUNCIL HOUSE ROOF TOP CA	4,849.80				
		\$APINVCE 53312	CONTRACT 100385	2,213.27				
		\$APINVCE 53314	CONTRACT 100385	924.85				
		\$APINVCE 53315	UNPLANNED EQUIPMENT MAINTENANCE FOR 2020	869.00				
		\$APINVCE 53319	CONTRACT 100385	1,446.50				
		\$APINVCE 53327	CHRISTMAS DECORATIONS 2020 - LOWER CAMER	8,058.35				
		\$APINVCE 53313	CONTRACT 100385	3,699.70				
209592	19/11/2020	LATERAL(W.A)PTY LTD						181.50
		<u>Invoice Number</u>	<u>Payment Details</u>	<u>Amount</u>	<u>Discount</u>	<u>Retention</u>	<u>PPS</u>	
		\$APINVCE INV-8153	CPAMS SUPPORT	181.50				
209593	19/11/2020	CUPID CATERING						330.55
		<u>Invoice Number</u>	<u>Payment Details</u>	<u>Amount</u>	<u>Discount</u>	<u>Retention</u>	<u>PPS</u>	
		\$APINVCE IN0000002276	DESSERTS & SWEETS FOR CATERING SUPPLY 20	330.55				
209594	19/11/2020	MASTEC AUSTRALIA PTY LTD						11,781.20
		<u>Invoice Number</u>	<u>Payment Details</u>	<u>Amount</u>	<u>Discount</u>	<u>Retention</u>	<u>PPS</u>	
		\$APINVCE 00077531	STORES STOCK	11,781.20				
209595	19/11/2020	ELECTRICITY GENERATION AND RETAIL CORPORATION						1,100.19
		<u>Invoice Number</u>	<u>Payment Details</u>	<u>Amount</u>	<u>Discount</u>	<u>Retention</u>	<u>PPS</u>	
		\$APINVCE 213267750	171 ST GEORGE'S TCE PERTH	405.55				
		\$APINVCE 335251120	U 6 420 WELLINGTON ST PERTH	53.67				
		\$APINVCE 225889500	18 STIRLING ST PERTH	394.23				
		\$APINVCE 355028820	90 MURRAY ST PERTH	125.77				
		\$APINVCE 121309520	LOT 0 CANNING HWY VICTORIA PARK	120.97				
209596	19/11/2020	OUR COMMUNITY PTY LTD						20,000.00
		<u>Invoice Number</u>	<u>Payment Details</u>	<u>Amount</u>	<u>Discount</u>	<u>Retention</u>	<u>PPS</u>	
		\$APINVCE 00067727	SMARTYGRANTS SUBSCRIPTION EXEMPTION: 4.	20,000.00				

# Payment Details by Invoice

# MUNICIPAL FUND



From Period 5      To Period 5  
 From Date 1/11/2020      To Date 30/11/2020

<i>Cheque/EFT Number</i>	<i>Payment Date</i>	<i>Payee</i>					<i>Payment Amount</i>
209597	19/11/2020	BLACKWOODS ATKINS					275.55
		<i>Invoice Number</i>	<i>Payment Details</i>	<i>Amount</i>	<i>Discount</i>	<i>Retention</i>	<i>PPS</i>
		\$APINVCE PE3364YA	DEPOT MAIN STORE STOCK	127.82			
		\$APINVCE PE2536YA	DEPOT MAIN STORE STOCK	147.73			
209598	19/11/2020	CASTLEDINE GREGORY					1,273.58
		<i>Invoice Number</i>	<i>Payment Details</i>	<i>Amount</i>	<i>Discount</i>	<i>Retention</i>	<i>PPS</i>
		\$APINVCE 00004651	LEGAL FEES - 69-71 ABERDEEN ST NORTHBRID	1,273.58			
209599	19/11/2020	AUSTRALIAN HVAC SERVICES					15,906.00
		<i>Invoice Number</i>	<i>Payment Details</i>	<i>Amount</i>	<i>Discount</i>	<i>Retention</i>	<i>PPS</i>
		\$APINVCE 57394	HVAC PLANNED MAINTENANCE FOR 2020/2021 F	633.05			
		\$APINVCE 57430	HVAC PLANNED MAINTENANCE FOR 2020/2021 F	7,017.45			
		\$APINVCE 57771	HVAC PLANNED MAINTENANCE FOR 2020/2021 F	7,017.45			
		\$APINVCE 57772	HVAC PLANNED MAINTENANCE FOR 2020/2021 F	633.05			
		\$APINVCE 57540	HVAC PLANNED MAINTENANCE FOR 2020/2021 F	605.00			
209600	19/11/2020	OLEOLOGY					412.50
		<i>Invoice Number</i>	<i>Payment Details</i>	<i>Amount</i>	<i>Discount</i>	<i>Retention</i>	<i>PPS</i>
		\$APINVCE 00016648	CALL OUT TO REPAIR / REPLACE DIAPHRAGM P	412.50			
209601	19/11/2020	MOW MASTER TURF EQUIPMENT					341.00
		<i>Invoice Number</i>	<i>Payment Details</i>	<i>Amount</i>	<i>Discount</i>	<i>Retention</i>	<i>PPS</i>
		\$APINVCE 00060361	CYLINDER MOWER GENERAL SERVICE PLUS BLAD	341.00			
209602	19/11/2020	MULTI FIX WA					18.76
		<i>Invoice Number</i>	<i>Payment Details</i>	<i>Amount</i>	<i>Discount</i>	<i>Retention</i>	<i>PPS</i>
		\$APINVCE S775821	50-MACHINE SCREWS 5MM X 16MM 308 S/S	18.76			
209603	19/11/2020	AUSTRALIA POST(677495)					16,602.32
		<i>Invoice Number</i>	<i>Payment Details</i>	<i>Amount</i>	<i>Discount</i>	<i>Retention</i>	<i>PPS</i>
		\$APINVCE 677495	POSTAGE OCTOBER 2020	16,602.32			
209604	19/11/2020	QUANTUM BUILDING SERVICES					18,612.83
		<i>Invoice Number</i>	<i>Payment Details</i>	<i>Amount</i>	<i>Discount</i>	<i>Retention</i>	<i>PPS</i>
		\$APINVCE 00003531	THE PROPOSED WORKS FORM PART OF THE CAPI	9,475.13			
		\$APINVCE 00003532	GODERICH STREET CAR PARK - PANEL AND CEI	9,137.70			

# Payment Details by Invoice

# MUNICIPAL FUND



From Period 5 To Period 5 From Date 1/11/2020 To Date 30/11/2020

<i>Cheque/EFT Number</i>	<i>Payment Date</i>	<i>Payee</i>						<i>Payment Amount</i>
209605	19/11/2020	EMERGE ENVIRONMENTAL SERVICES PTY LTD						14,062.00
		<i>Invoice Number</i>	<i>Payment Details</i>	<i>Amount</i>	<i>Discount</i>	<i>Retention</i>	<i>PPS</i>	
		\$APINVCE 10597	ENVIRONMENTAL MONITORING PROGRAM	14,062.00				
209606	19/11/2020	BROWNES FOODS OPERATIONS PTY LTD						107.48
		<i>Invoice Number</i>	<i>Payment Details</i>	<i>Amount</i>	<i>Discount</i>	<i>Retention</i>	<i>PPS</i>	
		\$APINVCE 15663237	DEPOT WEEKLY MILK DELIVERY 1 JULY 2020 -	107.48				
209607	19/11/2020	AUSTRALIAN INSTITUTE OF MANAGEMENT						363.00
		<i>Invoice Number</i>	<i>Payment Details</i>	<i>Amount</i>	<i>Discount</i>	<i>Retention</i>	<i>PPS</i>	
		\$APINVCE 7125131	LAUREN HANCOCK TEAM COACHING - ACH TEAM	363.00				
209608	19/11/2020	BULLANT SECURITY PTY LTD						66.78
		<i>Invoice Number</i>	<i>Payment Details</i>	<i>Amount</i>	<i>Discount</i>	<i>Retention</i>	<i>PPS</i>	
		\$APINVCE 10204566	SPARE HA 131 KEYS FOR CCTV CABINETS REQU	66.78				
209609	19/11/2020	ICONIC PROPERTY SERVICES						4,195.15
		<i>Invoice Number</i>	<i>Payment Details</i>	<i>Amount</i>	<i>Discount</i>	<i>Retention</i>	<i>PPS</i>	
		\$APINVCE PSI011794	BATHROOM CONSUMABLES VARIOUS SITES	48.51				
		\$APINVCE PSI011782	BATHROOM CONSUMABLES VARIOUS SITES	262.59				
		\$APINVCE PSI011835	BATHROOM CONSUMABLES VARIOUS SITES	329.21				
		\$APINVCE PSI011826	BATHROOM CONSUMABLES VARIOUS SITES	2,483.84				
		\$APINVCE PSI011838	VARIOUS BUILDINGS - AD HOC CLEANING SERV	192.67				
		\$APINVCE PSI011840	CLEANING RELIEF CITIPLACE COMMUNITY CENT	585.55				
		\$APINVCE PSI012024	CLEANING RELIEF CITIPLACE COMMUNITY CENT	292.78				
209610	19/11/2020	MOORE STEPHENS PERTH						1,142.86
		<i>Invoice Number</i>	<i>Payment Details</i>	<i>Amount</i>	<i>Discount</i>	<i>Retention</i>	<i>PPS</i>	
		\$APINVCE 39968	MOORE AUSTRALIA (WA) PTY LTD	1,142.86				
209611	19/11/2020	A E HOSKINS & SONS						5,489.80
		<i>Invoice Number</i>	<i>Payment Details</i>	<i>Amount</i>	<i>Discount</i>	<i>Retention</i>	<i>PPS</i>	
		\$APINVCE 442172	CITIPLACE REST CENTRE - TOILETS, SHOWER	5,489.80				
209612	19/11/2020	COLLEAGUES NAGELS PTY LTD						1,953.99
		<i>Invoice Number</i>	<i>Payment Details</i>	<i>Amount</i>	<i>Discount</i>	<i>Retention</i>	<i>PPS</i>	
		\$APINVCE R45339	PARKING PERMIT PADS	1,953.99				

# Payment Details by Invoice

# MUNICIPAL FUND



From Period 5      To Period 5  
 From Date 1/11/2020      To Date 30/11/2020

<i>Cheque/EFT Number</i>	<i>Payment Date</i>	<i>Payee</i>						<i>Payment Amount</i>
209613	19/11/2020	AUSTRALIA POST						4,913.53
		<i>Invoice Number</i>	<i>Payment Details</i>	<i>Amount</i>	<i>Discount</i>	<i>Retention</i>	<i>PPS</i>	
		\$APINVCE 9239593	AUSTRALIA POST OVER THE COUNTER INFRINGE	2,605.22				
		\$APINVCE 9485213	OVER THE COUNTER TRANSACTION FEES - RATE	2,308.31				
209614	19/11/2020	INTEGRITY SAMPLING (WA)						3,135.00
		<i>Invoice Number</i>	<i>Payment Details</i>	<i>Amount</i>	<i>Discount</i>	<i>Retention</i>	<i>PPS</i>	
		\$APINVCE 00002587	ALCOHOL & DRUG TESTING PER PR0019	3,135.00				
209615	19/11/2020	MARK REISINGER T/AS MFR AUTOELECTRICS						1,006.16
		<i>Invoice Number</i>	<i>Payment Details</i>	<i>Amount</i>	<i>Discount</i>	<i>Retention</i>	<i>PPS</i>	
		\$APINVCE 1912	CALL OUT TO RECTIFY FAULTS IN RUBBISH TR	100.60				
		\$APINVCE 1913	CALL OUT TO RECTIFY FAULTS IN RUBBISH TR	455.75				
		\$APINVCE 1914	CALL OUT TO RECTIFY FAULTS IN RUBBISH TR	449.81				
209616	19/11/2020	THE BRAND AGENCY						79,982.64
		<i>Invoice Number</i>	<i>Payment Details</i>	<i>Amount</i>	<i>Discount</i>	<i>Retention</i>	<i>PPS</i>	
		\$APINVCE 245449	SPRING CAMPAIGN - PROJECT MANAGEMENT	2,279.75				
		\$APINVCE 245474	NETWORK & SECURITY ENHANCEMENTS OCT 2020	4,258.38				
		\$APINVCE 245475	MONTHLY BAU - SEP OCT - WEBSITE	5,967.50				
		\$APINVCE 245495	HOTJAR OCT-DEC 2020	1,793.81				
		\$APINVCE 245473	NYOONGAR CONTENT SERIES - FIRST 25%	15,422.00				
		\$APINVCE 245470	ALWAYS ON - OCTOBER - PROJECT MANAGEMENT	6,556.00				
		\$APINVCE 245471	CPP CAMPAIGN - ACCOUNT MANAGEMENT	935.00				
		\$APINVCE 245650	25% PROGRESS PAYMENT FOR MEDIA PLANNING	2,768.70				
		\$APINVCE 245469	25% PROGRESS PAYMENT FOR SKYWORKS CAMPAI	2,244.00				
		\$APINVCE 245643	ALWAYS ON - OCT - DIGITAL MEDIA, FEES, A	110.00				
		\$APINVCE 245641	ALWAYS ON - OCT - DIGITAL MEDIA, FEES, A	27,500.00				
		\$APINVCE 245639	ALWAYS ON - OCT - DIGITAL MEDIA, FEES, A	10,147.50				
209617	19/11/2020	WESTERN METROPOLITAN REGIONAL COUNCIL						76.89
		<i>Invoice Number</i>	<i>Payment Details</i>	<i>Amount</i>	<i>Discount</i>	<i>Retention</i>	<i>PPS</i>	
		\$APINVCE M-2011203	GREEN WASTE TIPPING FEES 20/21	76.89				
209618	19/11/2020	VIP SECURITY INDUSTRIES PTY LTD T/AS THREAT PROTECT						66.00
		<i>Invoice Number</i>	<i>Payment Details</i>	<i>Amount</i>	<i>Discount</i>	<i>Retention</i>	<i>PPS</i>	
		\$APINVCE V00205261	MONITORING OF ALARM SYSTEM FOR THE LIBRA	66.00				

# Payment Details by Invoice

# MUNICIPAL FUND



From Period 5 To Period 5 From Date 1/11/2020 To Date 30/11/2020

<i>Cheque/EFT Number</i>	<i>Payment Date</i>	<i>Payee</i>						<i>Payment Amount</i>
209619	19/11/2020	FLEETCARE PTY LTD						9,153.12
		<i>Invoice Number</i>	<i>Payment Details</i>	<i>Amount</i>	<i>Discount</i>	<i>Retention</i>	<i>PPS</i>	
		\$APINVCE 650427	NOVATED LEASE PURCHASE ORDER 2020/21	9,153.12				
209620	19/11/2020	ELEMENT ADVISORY PTY LTD T/AS THE PLANNING GROUP						907.50
		<i>Invoice Number</i>	<i>Payment Details</i>	<i>Amount</i>	<i>Discount</i>	<i>Retention</i>	<i>PPS</i>	
		\$APINVCE 52069	POINT FRASER OVERFLOW PARKING	907.50				
209621	19/11/2020	PACEWAY MITSUBISHI T/AS NORTH CITY						149.36
		<i>Invoice Number</i>	<i>Payment Details</i>	<i>Amount</i>	<i>Discount</i>	<i>Retention</i>	<i>PPS</i>	
		\$APINVCE 24139P	NEW AM/FM ANTENNA FOR WAC'S UTE	149.36				
209622	19/11/2020	WESTERN AUSTRALIAN CRICKET ASSOCIATION LIMITED						303,245.25
		<i>Invoice Number</i>	<i>Payment Details</i>	<i>Amount</i>	<i>Discount</i>	<i>Retention</i>	<i>PPS</i>	
		\$APINVCE WFT1002190	WACA	303,245.25				
209623	19/11/2020	ROWSON'S PLUMBING SERVICES PTY LTD						12,647.54
		<i>Invoice Number</i>	<i>Payment Details</i>	<i>Amount</i>	<i>Discount</i>	<i>Retention</i>	<i>PPS</i>	
		\$APINVCE 818123	VARIOUS SITES - UNPLANNED PLUMBING MAINT	302.32				
		\$APINVCE 818200	VARIOUS SITES - UNPLANNED PLUMBING MAINT	192.86				
		\$APINVCE 818189	VARIOUS SITES - UNPLANNED PLUMBING MAINT	286.86				
		\$APINVCE 818208	VARIOUS SITES - UNPLANNED PLUMBING MAINT	188.22				
		\$APINVCE 818236	VARIOUS SITES - UNPLANNED PLUMBING MAINT	533.23				
		\$APINVCE 818237	VARIOUS SITES - UNPLANNED PLUMBING MAINT	215.95				
		\$APINVCE 818292	VARIOUS SITES - UNPLANNED PLUMBING MAINT	520.96				
		\$APINVCE 818290	VARIOUS SITES - UNPLANNED PLUMBING MAINT	432.00				
		\$APINVCE 818291	VARIOUS SITES - UNPLANNED PLUMBING MAINT	553.96				
		\$APINVCE 818288	VARIOUS SITES - UNPLANNED PLUMBING MAINT	504.99				
		\$APINVCE 818287	VARIOUS SITES - UNPLANNED PLUMBING MAINT	395.70				
		\$APINVCE 818278	VARIOUS SITES - UNPLANNED PLUMBING MAINT	188.22				
		\$APINVCE 818276	VARIOUS SITES - UNPLANNED PLUMBING MAINT	771.44				
		\$APINVCE 817929	VARIOUS SITES - UNPLANNED PLUMBING MAINT	354.60				
		\$APINVCE 817932	VARIOUS SITES - UNPLANNED PLUMBING MAINT	326.87				
		\$APINVCE 817931	VARIOUS SITES - UNPLANNED PLUMBING MAINT	256.64				
		\$APINVCE 818235	VARIOUS SITES - UNPLANNED PLUMBING MAINT	1,966.14				
		\$APINVCE 818272	VARIOUS SITES - UNPLANNED PLUMBING MAINT	4,656.58				



# Payment Details by Invoice

# MUNICIPAL FUND



From Period 5      To Period 5      From Date 1/11/2020      To Date 30/11/2020

<i>Cheque/EFT Number</i>	<i>Payment Date</i>	<i>Payee</i>						<i>Payment Amount</i>
209624	19/11/2020	THE TRUSTEE FOR THE GOLDPOINT TRUST T/AS SIGNS AND						726.27
		<i>Invoice Number</i>	<i>Payment Details</i>	<i>Amount</i>	<i>Discount</i>	<i>Retention</i>	<i>PPS</i>	
		\$APINVCE 25270	ADJUST BRIGHTNESS SETTINGS FOR SEASONAL	415.01				
		\$APINVCE 25244	REF: 26782 CONCERT HALL RHS VMS BAY COUN	311.26				
209625	19/11/2020	ALLMAKES PTY LTD T/AS BRANDWORX AUSTRALIA						673.90
		<i>Invoice Number</i>	<i>Payment Details</i>	<i>Amount</i>	<i>Discount</i>	<i>Retention</i>	<i>PPS</i>	
		\$APINVCE 727267	UNIFORMS FOR 41 STAFF AT LIBRARY	250.35				
		\$APINVCE 727266	UNIFORMS FOR 41 STAFF AT LIBRARY	65.43				
		\$APINVCE 727265	UNIFORMS FOR 41 STAFF AT LIBRARY	128.92				
		\$APINVCE 727264	UNIFORMS FOR 41 STAFF AT LIBRARY	229.20				
209626	19/11/2020	VISION DESIGN METAL FABRICATION PTY LTD						1,190.41
		<i>Invoice Number</i>	<i>Payment Details</i>	<i>Amount</i>	<i>Discount</i>	<i>Retention</i>	<i>PPS</i>	
		\$APINVCE 12366	WELLINGTON SQUARE PLAYGROUND - SUPPLY, F	1,190.41				
209627	19/11/2020	REBECCA LOUISE KRAWCZUK						390.00
		<i>Invoice Number</i>	<i>Payment Details</i>	<i>Amount</i>	<i>Discount</i>	<i>Retention</i>	<i>PPS</i>	
		\$APINVCE 210	FITNESS CLASSES FOR CITIPLACE COMMUNITY	390.00				
209628	19/11/2020	PERTH TEMPORARY FENCING						2,772.00
		<i>Invoice Number</i>	<i>Payment Details</i>	<i>Amount</i>	<i>Discount</i>	<i>Retention</i>	<i>PPS</i>	
		\$APINVCE 00001193	SUPPLY OF TEMP FENCE AT JH ABRAHAMS RES	2,772.00				
209629	19/11/2020	TALIS CONSULTANTS PTY LTD ATF THE TALIS TRUST						11,000.00
		<i>Invoice Number</i>	<i>Payment Details</i>	<i>Amount</i>	<i>Discount</i>	<i>Retention</i>	<i>PPS</i>	
		\$APINVCE 21634	TALIS CONSULTANTS - CONDITION ASSESSMENT	11,000.00				
209630	19/11/2020	DEPARTMENT OF PLANNING, LANDS AND HERITAGE						10,486.00
		<i>Invoice Number</i>	<i>Payment Details</i>	<i>Amount</i>	<i>Discount</i>	<i>Retention</i>	<i>PPS</i>	
		\$APINVCE 2020/5320	REF TRANSFER DAP'S 197 ST GEORGES TCE	10,486.00				



# Payment Details by Invoice

# MUNICIPAL FUND



From Period 5 To Period 5 From Date 1/11/2020 To Date 30/11/2020

<i>Cheque/EFT Number</i>	<i>Payment Date</i>	<i>Payee</i>						<i>Payment Amount</i>
209631	19/11/2020	WINC AUSTRALIA PTY PTD						2,427.24
		<i>Invoice Number</i>	<i>Payment Details</i>	<i>Amount</i>	<i>Discount</i>	<i>Retention</i>	<i>PPS</i>	
		\$APINVCE 9034191400	DEPOT CATERING, CLEANING & STATIONERY SU	132.79				
		\$APINVCE 9034191409	DEPOT CATERING, CLEANING & STATIONERY SU	225.90				
		\$APINVCE 9034200609	STORES OPERATIONAL STOCK	102.41				
		\$APINVCE 9034212615	ENVELOPES AND LETTERHEAD FOR CUSTOMER SE	242.00				
		\$APINVCE 9034212870	COMMUNITY DEVELOPMENT ALLIANCE	110.44				
		\$APINVCE 9034223076	STATIONERY & KITCHEN SUPPLIER LVL 7	119.74				
		\$APINVCE 9034225525	STATIONERY AND PAPER SUPPLIES FOR LEVEL	146.54				
		\$APINVCE 9034217052	STATIONERY FOR COMMUNITY DEVELOPMENT	28.51				
		\$APINVCE 9033668229	BAU SANITISERS FOR RANGERS	330.00				
		\$APINVCE 9033860533	OFFICE SUPPLIES AND STATIONARY ORDERS FO	112.74				
		\$APINVCE 9033868853	OFFICE SUPPLIES AND STATIONARY ORDERS FO	385.00				
		\$APINVCE 9034159895	OFFICE SUPPLIES AND STATIONARY ORDERS FO	84.92				
		\$APINVCE 9034065490	WINC SUPPLIES CPP OPERATIONS INCLUDES BA	406.25				
209632	19/11/2020	BAREFOOT MEDIA CO						795.00
		<i>Invoice Number</i>	<i>Payment Details</i>	<i>Amount</i>	<i>Discount</i>	<i>Retention</i>	<i>PPS</i>	
		\$APINVCE 1099	BAREFOOT MEDIA'S SECOND LOT OF WORK FOR	795.00				
209633	19/11/2020	ACE SECURITY AND EVENTS SERVICES						231,804.52
		<i>Invoice Number</i>	<i>Payment Details</i>	<i>Amount</i>	<i>Discount</i>	<i>Retention</i>	<i>PPS</i>	
		\$APINVCE 00006711	SECURITY FOR LIBRARY DURING OPENING HOUR	13,703.39				
		\$APINVCE 00006686	VARIATION TO CONTRACT 054-17/18	139,019.38				
		\$APINVCE 00006685	VARIATION TO CONTRACT 054-17/18	79,081.75				
209634	19/11/2020	GMF CONTRACTORS						3,348.15
		<i>Invoice Number</i>	<i>Payment Details</i>	<i>Amount</i>	<i>Discount</i>	<i>Retention</i>	<i>PPS</i>	
		\$APINVCE JINV626869	IN-SITU KERB INSTALLATION AT VARIOUS LOC	3,348.15				
209635	19/11/2020	WINDOW WIPERS						1,100.00
		<i>Invoice Number</i>	<i>Payment Details</i>	<i>Amount</i>	<i>Discount</i>	<i>Retention</i>	<i>PPS</i>	
		\$APINVCE WW23531	VARIOUS SITES -WINDOW CLEANING - 2020/21	1,100.00				
209636	19/11/2020	A.D COOTE & CO. (SHEETMETAL)PTY LTD						3,935.25
		<i>Invoice Number</i>	<i>Payment Details</i>	<i>Amount</i>	<i>Discount</i>	<i>Retention</i>	<i>PPS</i>	
		\$APINVCE 116508	WELLINGTON SQUARE PROJECT - CUSTOM COP W	3,935.25				

# Payment Details by Invoice

# MUNICIPAL FUND



From Period 5      To Period 5  
 From Date 1/11/2020      To Date 30/11/2020

<i>Cheque/EFT Number</i>	<i>Payment Date</i>	<i>Payee</i>					<i>Payment Amount</i>
209637	19/11/2020	ESSENTIAL FIRE SERVICES PTY LTD					7,907.16
		<i>Invoice Number</i>	<i>Payment Details</i>	<i>Amount</i>	<i>Discount</i>	<i>Retention</i>	<i>PPS</i>
		\$APINVCE	71570SM FIRE SERVICES PLANNED MAINTENANCE 20/21	7,907.16			
209638	19/11/2020	HOBAN RECRUITMENT					25,104.00
		<i>Invoice Number</i>	<i>Payment Details</i>	<i>Amount</i>	<i>Discount</i>	<i>Retention</i>	<i>PPS</i>
		\$APINVCE	H49809 HOBAN - LABOUR HIRE 20/21	5,600.70			
		\$APINVCE	H49810 DEPOT WORKSHOP TA LABOUR HIRE FOR TA JES	2,085.31			
		\$APINVCE	H49813 SUPPLY OF CARPENTER PATRICK O'CONNOR FRO	1,893.14			
		\$APINVCE	H49808 ELECTRICAL ENGINEER TEMP	1,675.58			
		\$APINVCE	H48937 CONTRACT STAFF FOR CDS SITE UNTIL 31/12/	4,930.27			
		\$APINVCE	H48724 CONTRACT STAFF FOR CDS SITE UNTIL 31/12/	3,801.82			
		\$APINVCE	H49811 CONTRACT STAFF FOR CDS SITE UNTIL 31/12/	5,117.18			
209639	19/11/2020	MARGARET CULBONG					250.00
		<i>Invoice Number</i>	<i>Payment Details</i>	<i>Amount</i>	<i>Discount</i>	<i>Retention</i>	<i>PPS</i>
		\$APINVCE	11112020 ELDERS YARNING SESSION-NAIDOC	250.00			
209640	19/11/2020	SUEZ RECYCLING & RECOVERY PTY LTD					17,843.21
		<i>Invoice Number</i>	<i>Payment Details</i>	<i>Amount</i>	<i>Discount</i>	<i>Retention</i>	<i>PPS</i>
		\$APINVCE	39938573 PARKS REFUSE & GREENWASTE DISPOSAL	5,269.55			
		\$APINVCE	39486360 PARKS REFUSE & GREENWASTE DISPOSAL	6,413.66			
		\$APINVCE	165331 SIDELIFT OPERATIONS OF CRAWLEY/NEDLANDS	6,160.00			
209641	19/11/2020	ENVIRO INFRASTRUCTURE PTY LTD					299.11
		<i>Invoice Number</i>	<i>Payment Details</i>	<i>Amount</i>	<i>Discount</i>	<i>Retention</i>	<i>PPS</i>
		\$APINVCE	6210 WELD REPAIR TO HYDRAULIC RAM FOR HINO R	299.11			
209642	19/11/2020	VOCUS PTY LTD					11,511.50
		<i>Invoice Number</i>	<i>Payment Details</i>	<i>Amount</i>	<i>Discount</i>	<i>Retention</i>	<i>PPS</i>
		\$APINVCE	P639465 YEAR 2 OF VOCUS INTERNET SERVICES CONTRA	11,511.50			
209643	19/11/2020	MURIEL BOWIE					250.00
		<i>Invoice Number</i>	<i>Payment Details</i>	<i>Amount</i>	<i>Discount</i>	<i>Retention</i>	<i>PPS</i>
		\$APINVCE	11112020 ELDERS YARNING SESSION NAIDOC	250.00			

# Payment Details by Invoice

# MUNICIPAL FUND



From Period 5      To Period 5  
 From Date 1/11/2020      To Date 30/11/2020

<i>Cheque/EFT Number</i>	<i>Payment Date</i>	<i>Payee</i>						<i>Payment Amount</i>
209644	19/11/2020	CENTRAL CITY HEALTH PROFESSIONALS						111.00
		<i>Invoice Number</i>	<i>Payment Details</i>	<i>Amount</i>	<i>Discount</i>	<i>Retention</i>	<i>PPS</i>	
		\$APINVCE 0081653	PARKING OFFICER PODIATRY 20/21	111.00				
209645	19/11/2020	INLOGIK PTY LIMITED						872.58
		<i>Invoice Number</i>	<i>Payment Details</i>	<i>Amount</i>	<i>Discount</i>	<i>Retention</i>	<i>PPS</i>	
		\$APINVCE IN000045588	PROMASTER CREDIT CARD TRANSACTION	436.29				
		\$APINVCE IN000044979	PROMASTER CREDIT CARD TRANSACTION	436.29				
209646	19/11/2020	ARI (AUST) PTY LTD T/AS THE WORKERS SHOP						986.00
		<i>Invoice Number</i>	<i>Payment Details</i>	<i>Amount</i>	<i>Discount</i>	<i>Retention</i>	<i>PPS</i>	
		\$APINVCE TWS-24337	EVENTS TEAM UNIFORMS - ABORIGINAL DESIGN	986.00				
209647	19/11/2020	BATTERIES PLUS						9,317.00
		<i>Invoice Number</i>	<i>Payment Details</i>	<i>Amount</i>	<i>Discount</i>	<i>Retention</i>	<i>PPS</i>	
		\$APINVCE 644117	SUPPLY AND INSTALL NEW 3KVA UNINTERRUPTED	9,317.00				
209648	19/11/2020	HOPE VALLEY NURSERY PTY LTD						2,321.00
		<i>Invoice Number</i>	<i>Payment Details</i>	<i>Amount</i>	<i>Discount</i>	<i>Retention</i>	<i>PPS</i>	
		\$APINVCE 00245892	230 X GERANIUM BIG RED 205MM POT	2,321.00				
209649	19/11/2020	LENARA NOMINEES PTY LTD T/AS PERTH NEWS DELIVERY						69.90
		<i>Invoice Number</i>	<i>Payment Details</i>	<i>Amount</i>	<i>Discount</i>	<i>Retention</i>	<i>PPS</i>	
		\$APINVCE 30233	THE WEST SUBSCRIPTION - CEO OFFICE	69.90				
209650	19/11/2020	DRY CLEANING EXPRESS PTY LTD T/AS DRYCLEAN &						67.10
		<i>Invoice Number</i>	<i>Payment Details</i>	<i>Amount</i>	<i>Discount</i>	<i>Retention</i>	<i>PPS</i>	
		\$APINVCE 2000	CPP OPS DRYCLEANING	15.40				
		\$APINVCE 1987	RANGER AND SURVEILLANCE DRY CLEANING 20-	44.00				
		\$APINVCE 1993	RANGER AND SURVEILLANCE DRY CLEANING 20-	7.70				
209651	19/11/2020	AUSTRALIAN PARKING AND REVENUE CONTROL PTY LTD						7,603.20
		<i>Invoice Number</i>	<i>Payment Details</i>	<i>Amount</i>	<i>Discount</i>	<i>Retention</i>	<i>PPS</i>	
		\$APINVCE INV-00057542	PDA ENFORCEMENT SYSTEM HOSTING AND LICEN	7,603.20				

# Payment Details by Invoice

# MUNICIPAL FUND




From Period 5      To Period 5  
 From Date 1/11/2020      To Date 30/11/2020

<i>Cheque/EFT Number</i>	<i>Payment Date</i>	<i>Payee</i>					<i>Payment Amount</i>
209652	19/11/2020	EASY ACCESS SCAFFOLDING PTY LTD T/AS THE HOSE					1,126.00
		<i>Invoice Number</i>	<i>Payment Details</i>	<i>Amount</i>	<i>Discount</i>	<i>Retention</i>	<i>PPS</i>
		\$APINVCE	THM-756	H/P WATER HOSES TO CLEAN PERTH CITY STRE	1,126.00		
209653	19/11/2020	LOUISE RICHARDSON T/AS LOUISE RICHARDSON AND					742.50
		<i>Invoice Number</i>	<i>Payment Details</i>	<i>Amount</i>	<i>Discount</i>	<i>Retention</i>	<i>PPS</i>
		\$APINVCE	INV-0157	PROVISION OF STAKEHOLDER ENGAGEMENT	536.25		
		\$APINVCE	INV-0158	RIVERFRONT FRAMEWORK STAKEHOLDER	206.25		
209654	19/11/2020	JESSICA WYLD PHOTOGRAPHY PTY LTD					2,431.00
		<i>Invoice Number</i>	<i>Payment Details</i>	<i>Amount</i>	<i>Discount</i>	<i>Retention</i>	<i>PPS</i>
		\$APINVCE	201110	CITY OF PERTH ELDERS PORTRAIT PHOTOGRAPH	418.00		
		\$APINVCE	201103	CITY OF PERTH STAFF PHOTOS	2,013.00		
209655	19/11/2020	HUNTER COMMUNICATIONS PTY LTD					616.00
		<i>Invoice Number</i>	<i>Payment Details</i>	<i>Amount</i>	<i>Discount</i>	<i>Retention</i>	<i>PPS</i>
		\$APINVCE	INV-1492	STRATEGIC COMMUNICATIONS PLAN FOR INCOMI	616.00		
209656	19/11/2020	TSTEE GREEN F/TRUST & TSTEE HOOD F/TRUST T/A OFFICE					1,824.58
		<i>Invoice Number</i>	<i>Payment Details</i>	<i>Amount</i>	<i>Discount</i>	<i>Retention</i>	<i>PPS</i>
		\$APINVCE	141496	RED ROOM AND LEVEL 4 MILK 2020-21	259.60		
		\$APINVCE	141498	MILK SUPPLY FOR LEVEL 2	224.40		
		\$APINVCE	141495	MILK SUPPLY FOR LEVEL 5	168.96		
		\$APINVCE	141493	MILK SUPPLIES FOR LG HUB 2020/21 - ICT A	256.42		
		\$APINVCE	141501	LEVEL 8 MILK SUPPLIES	82.72		
		\$APINVCE	141593	MILK SUPPLY FOR CITIPLACE REST CENTRE	42.24		
		\$APINVCE	141506	MILK SUPPLY FOR 11TH FLOOR ELECTED MEMBE	21.12		
		\$APINVCE	141503	MILK 2020/21 FOR PARKING CRIB ROOMS AND	179.44		
		\$APINVCE	141505	SURVEILLANCE MILK SUPPLIES 20-21	140.48		
		\$APINVCE	141494	LEVEL ONE MILK ORDER - JULY 2020 ONWARD	154.00		
		\$APINVCE	138261	SURVEILLANCE MILK SUPPLIES 20-21	153.36		
		\$APINVCE	141497	MILK SUPPLIES LEVEL 6 KITCHEN	120.72		
		\$APINVCE	141500	ICITY KIOSK MILK SUPPLY	21.12		
209657	19/11/2020	SHAYNE SILCOX T/A STRATEGIC LEADERSHIP CONSULTING					3,575.00
		<i>Invoice Number</i>	<i>Payment Details</i>	<i>Amount</i>	<i>Discount</i>	<i>Retention</i>	<i>PPS</i>
		\$APINVCE	0026	DEVELOPMENT OF A MARKETING PERFORMANCE	3,575.00		

# Payment Details by Invoice

# MUNICIPAL FUND



From Period 5      To Period 5  
 From Date 1/11/2020      To Date 30/11/2020

<i>Cheque/EFT Number</i>	<i>Payment Date</i>	<i>Payee</i>						<i>Payment Amount</i>
209658	19/11/2020	DULUXGROUP(AUSTRALIA)PTY LTD T/AS DULUX						870.53
		<i>Invoice Number</i>	<i>Payment Details</i>	<i>Amount</i>	<i>Discount</i>	<i>Retention</i>	<i>PPS</i>	
		\$APINVCE WC04-0317621	PAINT AND HARDWARE SUPPLIES FOR USE IN G	128.79				
		\$APINVCE WC04-0317650	STORES STOCK	397.44				
		\$APINVCE WC04-0317501	PAINT AND HARDWARE SUPPLIES FOR USE IN G	52.89				
		\$APINVCE WC04-0317997	PAINT AND HARDWARE SUPPLIES FOR USE IN G	39.59				
		\$APINVCE WC04-0317840	DEPOT MAIN STORE STOCK	251.82				
209659	19/11/2020	THE EVENT MILL PTY LTD T/ASKARTEL BAR						418.00
		<i>Invoice Number</i>	<i>Payment Details</i>	<i>Amount</i>	<i>Discount</i>	<i>Retention</i>	<i>PPS</i>	
		\$APINVCE 13349	PICNIC TABLE MOVED FOR CHRISTMAS LIGHTS	418.00				
209660	19/11/2020	RICOH AUSTRALIA PTY LTD						5,087.02
		<i>Invoice Number</i>	<i>Payment Details</i>	<i>Amount</i>	<i>Discount</i>	<i>Retention</i>	<i>PPS</i>	
		\$APINVCE 13567364	BLANKET ORDER FOR 2020/21 COP RICOH CONT	5,087.02				
209661	19/11/2020	AQUAMONIX PTY LTD						521.40
		<i>Invoice Number</i>	<i>Payment Details</i>	<i>Amount</i>	<i>Discount</i>	<i>Retention</i>	<i>PPS</i>	
		\$APINVCE 66430	FIRMWARE UPGRADE TO FLORENCE HUMERSTON	521.40				
209662	19/11/2020	MESHED PTY LTD (MESHED IOT INTEGRATORS)						20,130.00
		<i>Invoice Number</i>	<i>Payment Details</i>	<i>Amount</i>	<i>Discount</i>	<i>Retention</i>	<i>PPS</i>	
		\$APINVCE M-0787	LORA NETWORK SUPPORTS: PEDESTIRAN ACTIVI	20,130.00				
209663	19/11/2020	THE GRIFFITH FAMILY TRUST T/AS SUPERSTOCK SERVICES						79.53
		<i>Invoice Number</i>	<i>Payment Details</i>	<i>Amount</i>	<i>Discount</i>	<i>Retention</i>	<i>PPS</i>	
		\$APINVCE 40432474	MILK FOR CHILD CARE	79.53				
209664	19/11/2020	BIG ISSUE IN AUSTRALIA LIMITED T/AS THE BIG ISSUE						1,182.00
		<i>Invoice Number</i>	<i>Payment Details</i>	<i>Amount</i>	<i>Discount</i>	<i>Retention</i>	<i>PPS</i>	
		\$APINVCE 00022429	THE COMMUNITY CENTRE SELLS THE BIG ISSUE	1,182.00				
209665	19/11/2020	SELECT FRESH PTY LTD						313.07
		<i>Invoice Number</i>	<i>Payment Details</i>	<i>Amount</i>	<i>Discount</i>	<i>Retention</i>	<i>PPS</i>	
		\$APINVCE 283720	FRUIT AND VEGETABLES	135.30				
		\$APINVCE 283789	FRUIT AND VEG FOR CHILD CARE	117.87				
		\$APINVCE 283869	FRUIT AND VEGETABLES	59.90				

# Payment Details by Invoice

# MUNICIPAL FUND



From Period 5      To Period 5      From Date 1/11/2020      To Date 30/11/2020

<i>Cheque/EFT Number</i>	<i>Payment Date</i>	<i>Payee</i>						<i>Payment Amount</i>
209666	19/11/2020	303 MULLENLOWE AUSTRALIA PTY LTD T/AS 303						11,439.86
		<i>Invoice Number</i>	<i>Payment Details</i>	<i>Amount</i>	<i>Discount</i>	<i>Retention</i>	<i>PPS</i>	
		\$APINVCE 5000747274	CHRISTMAS LIGHT TRAIL BOOKLET	3,308.25				
		\$APINVCE 5000747275	CHRISTMAS PRESS AD	1,920.88				
		\$APINVCE 5000729149	PRODUCTION AND FILMING COSTS FOR ALWAYS	6,210.73				
209667	19/11/2020	ACCESS ICON PTY LTD T/AS CASCADA GROUP						2,404.31
		<i>Invoice Number</i>	<i>Payment Details</i>	<i>Amount</i>	<i>Discount</i>	<i>Retention</i>	<i>PPS</i>	
		\$APINVCE 10803	DEPOT STOCK	2,404.31				
209668	19/11/2020	GPC ASIA PACIFIC PTY LTD T/AS COVS						690.64
		<i>Invoice Number</i>	<i>Payment Details</i>	<i>Amount</i>	<i>Discount</i>	<i>Retention</i>	<i>PPS</i>	
		\$APINVCE 1640247589	LED LIGHT MODULE FOR ROAD SWEEPER BAR LI	390.50				
		\$APINVCE 1640247641	LED LIGHT MODULE FOR ROAD SWEEPER BAR LI	300.14				
209669	19/11/2020	THE TRUSTEE FOR YALLCO TRUST T/AS STAR METAL						2,149.40
		<i>Invoice Number</i>	<i>Payment Details</i>	<i>Amount</i>	<i>Discount</i>	<i>Retention</i>	<i>PPS</i>	
		\$APINVCE 00013220	STREET FURNITURE - PUPPY PARKING PROTOTY	2,149.40				
209670	19/11/2020	JOAN SHAW						59.40
		<i>Invoice Number</i>	<i>Payment Details</i>	<i>Amount</i>	<i>Discount</i>	<i>Retention</i>	<i>PPS</i>	
		\$APINVCE 11112020	REFUND CRAFT SUPPLIES	59.40				
209671	19/11/2020	PATRICIA HOLMES						12.60
		<i>Invoice Number</i>	<i>Payment Details</i>	<i>Amount</i>	<i>Discount</i>	<i>Retention</i>	<i>PPS</i>	
		\$APINVCE 11092020	REFUND CRAFT SUPPLIES	12.60				
209672	19/11/2020	JOAN HUNTER						98.10
		<i>Invoice Number</i>	<i>Payment Details</i>	<i>Amount</i>	<i>Discount</i>	<i>Retention</i>	<i>PPS</i>	
		\$APINVCE 11112020	REFUND CRAFT SUPPLIES	98.10				
209673	19/11/2020	CAROL MITCHELL						453.60
		<i>Invoice Number</i>	<i>Payment Details</i>	<i>Amount</i>	<i>Discount</i>	<i>Retention</i>	<i>PPS</i>	
		\$APINVCE 10112020	REFUND CRAFT SUPPLIES	453.60				

# Payment Details by Invoice

# MUNICIPAL FUND



From Period 5      To Period 5  
 From Date 1/11/2020      To Date 30/11/2020

<i>Cheque/EFT Number</i>	<i>Payment Date</i>	<i>Payee</i>					<i>Payment Amount</i>
209674	19/11/2020	YVONNE MARY PETHER					25.20
		<i>Invoice Number</i>	<i>Payment Details</i>	<i>Amount</i>	<i>Discount</i>	<i>Retention</i>	<i>PPS</i>
		\$APINVCE	12112020 REFUND CRAFT SUPPLIES	25.20			
209675	19/11/2020	CATHERINE JANET BROWN					247.50
		<i>Invoice Number</i>	<i>Payment Details</i>	<i>Amount</i>	<i>Discount</i>	<i>Retention</i>	<i>PPS</i>
		\$APINVCE	10112020 REFUND CRAFT SUPPLIES	247.50			
209676	19/11/2020	CORALIE(COS) APPS					85.50
		<i>Invoice Number</i>	<i>Payment Details</i>	<i>Amount</i>	<i>Discount</i>	<i>Retention</i>	<i>PPS</i>
		\$APINVCE	11112020 REFUND CRAFT SUPPLIES	85.50			
209677	19/11/2020	JEAN MACKIE					180.90
		<i>Invoice Number</i>	<i>Payment Details</i>	<i>Amount</i>	<i>Discount</i>	<i>Retention</i>	<i>PPS</i>
		\$APINVCE	10112020 REFUND CRAFT SUPPLIES	180.90			
209678	19/11/2020	MARGARET SOMERVILLE					108.00
		<i>Invoice Number</i>	<i>Payment Details</i>	<i>Amount</i>	<i>Discount</i>	<i>Retention</i>	<i>PPS</i>
		\$APINVCE	11112020 REFUND CRAFT SUPPLIES	108.00			
209679	19/11/2020	DOREEN WHEELER					23.50
		<i>Invoice Number</i>	<i>Payment Details</i>	<i>Amount</i>	<i>Discount</i>	<i>Retention</i>	<i>PPS</i>
		\$APINVCE	12112020 REFUND CRAFT SUPPLIES	23.50			
209680	19/11/2020	JUNE BUSH					16.20
		<i>Invoice Number</i>	<i>Payment Details</i>	<i>Amount</i>	<i>Discount</i>	<i>Retention</i>	<i>PPS</i>
		\$APINVCE	12112020 RFD CRAFT SUPPLIES	16.20			
209681	19/11/2020	MARGARET FURNESS					108.00
		<i>Invoice Number</i>	<i>Payment Details</i>	<i>Amount</i>	<i>Discount</i>	<i>Retention</i>	<i>PPS</i>
		\$APINVCE	11112020 REFUND CRAFT SUPPLIES	108.00			
209682	19/11/2020	THE TRUSTEE FOR THE QUITO PTY LTD T/AS BENARA					5,748.92
		<i>Invoice Number</i>	<i>Payment Details</i>	<i>Amount</i>	<i>Discount</i>	<i>Retention</i>	<i>PPS</i>
		\$APINVCE	262976 SUPPLY PLANTS QUOTE 16365	1,284.58			
		\$APINVCE	259527 PLANTS FOR THE MALLS, QUEENS GARDENS AND	3,231.24			
		\$APINVCE	263660 PLANTS FOR THE MALLS, QUEENS GARDENS AND	1,233.10			



# Payment Details by Invoice

# MUNICIPAL FUND



From Period 5 To Period 5 From Date 1/11/2020 To Date 30/11/2020

<i>Cheque/EFT Number</i>	<i>Payment Date</i>	<i>Payee</i>					<i>Payment Amount</i>
209683	19/11/2020	PENNANT HOUSE PTY LTD T/AS PENNANT HOUSE					330.00
		<i>Invoice Number</i>	<i>Payment Details</i>	<i>Amount</i>	<i>Discount</i>	<i>Retention</i>	<i>PPS</i>
	\$APINVCE	INV-1037	2 FLAGS FOR THE OZONE RESERVE ITALIAN ME	330.00			
209684	19/11/2020	PERTH MATERIALS BLOWING PTY LTD					4,664.00
		<i>Invoice Number</i>	<i>Payment Details</i>	<i>Amount</i>	<i>Discount</i>	<i>Retention</i>	<i>PPS</i>
	\$APINVCE	508	MULCH SPREADING WITHIN THE NARROWS. BANK	4,664.00			
209685	19/11/2020	THE TRUSTEE FOR THE L R PETTERWOOD FAMILY TRUST					290.00
		<i>Invoice Number</i>	<i>Payment Details</i>	<i>Amount</i>	<i>Discount</i>	<i>Retention</i>	<i>PPS</i>
	\$APINVCE	00112153	AS PER COVID SAFETY MEASURES, PURCHASE O	290.00			
209686	19/11/2020	EQUILIBRIUM INTERACTIVE PTY LTD T/AS EQUILIBRIUM					2,471.04
		<i>Invoice Number</i>	<i>Payment Details</i>	<i>Amount</i>	<i>Discount</i>	<i>Retention</i>	<i>PPS</i>
	\$APINVCE	8372	DATA AND ANALYTICS CONTRACT - EQU	2,471.04			
209687	19/11/2020	THE MARTINEZ, THE EAST, THE WARAT, THE MARIN HWL					2,906.20
		<i>Invoice Number</i>	<i>Payment Details</i>	<i>Amount</i>	<i>Discount</i>	<i>Retention</i>	<i>PPS</i>
	\$APINVCE	1184429	GENERAL HR EMPLOYMENT ADVICE 2020	2,086.15			
	\$APINVCE	1184432	LEGAL ADVICE (ATTN: ERICA HARTLEY)	820.05			
209688	19/11/2020	TYRES 4U PTY LIMITED					2,106.37
		<i>Invoice Number</i>	<i>Payment Details</i>	<i>Amount</i>	<i>Discount</i>	<i>Retention</i>	<i>PPS</i>
	\$APINVCE	XX769991	NEW TYRES FOR RUBBISH TRUCK AND PLE UTE	1,578.81			
	\$APINVCE	XX772980	NEW TYRES FOR RUBBISH TRUCK AND PLE UTE	527.56			
209689	19/11/2020	MASON LEDGER PTY LTD T/AS MASON LEDGER					4,108.50
		<i>Invoice Number</i>	<i>Payment Details</i>	<i>Amount</i>	<i>Discount</i>	<i>Retention</i>	<i>PPS</i>
	\$APINVCE	ML392	LEGAL COUNSEL INTERVIEW REPORT	1,633.50			
	\$APINVCE	ML434	RECRUITMENT OF GENERAL COUNSEL	2,475.00			
209690	19/11/2020	OPTUS NETWORKS PTY LTD					5,610.00
		<i>Invoice Number</i>	<i>Payment Details</i>	<i>Amount</i>	<i>Discount</i>	<i>Retention</i>	<i>PPS</i>
	\$APINVCE	1800002089	PEN TEST	5,610.00			



# Payment Details by Invoice

# MUNICIPAL FUND



From Period 5      To Period 5  
 From Date 1/11/2020      To Date 30/11/2020

<i>Cheque/EFT Number</i>	<i>Payment Date</i>	<i>Payee</i>					<i>Payment Amount</i>
209691	19/11/2020	PROMOPAL PTY LTD					46,200.00
		<i>Invoice Number</i>	<i>Payment Details</i>	<i>Amount</i>	<i>Discount</i>	<i>Retention</i>	<i>PPS</i>
	\$APINVCE	INV-0223	PRODUCTION AND DELIVERY OF SPECIALIST PR	46,200.00			
209692	19/11/2020	MAGIC NATION PTY LTD					5,500.00
		<i>Invoice Number</i>	<i>Payment Details</i>	<i>Amount</i>	<i>Discount</i>	<i>Retention</i>	<i>PPS</i>
	\$APINVCE	2320209	ART GRANT - MAGIC NATION PRESENTS APPROV	5,500.00			
209693	19/11/2020	TARDAN PTY LTD T/AS WESTERN PROJECTS					6,864.00
		<i>Invoice Number</i>	<i>Payment Details</i>	<i>Amount</i>	<i>Discount</i>	<i>Retention</i>	<i>PPS</i>
	\$APINVCE	190-01	SAFE NIGHT SHELTER PROJECT - STAGE 1	6,864.00			
209694	19/11/2020	BOTANIC GARDENS AND PARKS AUTHORITY					6,772.37
		<i>Invoice Number</i>	<i>Payment Details</i>	<i>Amount</i>	<i>Discount</i>	<i>Retention</i>	<i>PPS</i>
	\$APINVCE	IN210582	WINTHROP AVENUE QTRA TREE WORKS. INV 326	6,772.37			
209695	19/11/2020	MISTY FARQUHAR T/AS LITTLE PRIDE PIN SHOP					2,625.00
		<i>Invoice Number</i>	<i>Payment Details</i>	<i>Amount</i>	<i>Discount</i>	<i>Retention</i>	<i>PPS</i>
	\$APINVCE	000023	PURCHASE OF RAINBOW FLAG PINS FOR STAFF	2,625.00			
209696	19/11/2020	BLUE COLLAR PEOPLE					23,479.53
		<i>Invoice Number</i>	<i>Payment Details</i>	<i>Amount</i>	<i>Discount</i>	<i>Retention</i>	<i>PPS</i>
	\$APINVCE	001149223	LABOUR HIRE NIGHTSHIFT WE 25/10/20	9,022.38			
	\$APINVCE	00149224	WAC BLUE COLLAR LABOUR 19/10/20 TO 25/10	10,186.11			
	\$APINVCE	00149225	SUPPLY OF TEAM LEADER CARPENTER JOHN CRE	2,135.52			
	\$APINVCE	00149267	SUPPLY OF TEAM LEADER CARPENTER JOHN CRE	2,135.52			
209697	19/11/2020	BOC GASES AUSTRALIA LTD					328.75
		<i>Invoice Number</i>	<i>Payment Details</i>	<i>Amount</i>	<i>Discount</i>	<i>Retention</i>	<i>PPS</i>
	\$APINVCE	4026905760	HIRE OF GASES BOTTLES FOR DEPOT	176.63			
	\$APINVCE	4026931298	HIRE OF GASES BOTTLES FOR DEPOT	148.79			
	\$APINVCE	4026963789	BOC BLANKET ORDER REQUESTED BY EH	3.33			

# Payment Details by Invoice

# MUNICIPAL FUND



From Period 5      To Period 5  
 From Date 1/11/2020      To Date 30/11/2020

<i>Cheque/EFT Number</i>	<i>Payment Date</i>	<i>Payee</i>						<i>Payment Amount</i>
209698	19/11/2020	BOFFINS BOOKSHOP PTY LTD						249.10
		<i>Invoice Number</i>	<i>Payment Details</i>	<i>Amount</i>	<i>Discount</i>	<i>Retention</i>	<i>PPS</i>	
		\$APINVCE	INV0139608	LIBRARY STOCK - ASSORTED JUNIOR BOOKS	249.10			
209699	19/11/2020	BUNNINGS BUILDING SUPPLIES P/L						498.47
		<i>Invoice Number</i>	<i>Payment Details</i>	<i>Amount</i>	<i>Discount</i>	<i>Retention</i>	<i>PPS</i>	
		\$APINVCE	2404/01308989	STORES STOCK	50.60			
		\$APINVCE	2404/01311368	5 X EVERHARD SHORT PIT 325MM STORMWATER	266.00			
		\$APINVCE	2404/01311365	SUPPLY 12 X STANLEY 12 X 300 MM SQUARE S	75.80			
		\$APINVCE	2404/01308164	INSECTICIDE OIL	64.38			
		\$APINVCE	2404/01163030	14MM SOCKET	41.69			
209700	19/11/2020	HOLCIM(AUSTRALIA)PTY LTD						750.20
		<i>Invoice Number</i>	<i>Payment Details</i>	<i>Amount</i>	<i>Discount</i>	<i>Retention</i>	<i>PPS</i>	
		\$APINVCE	9407203918	CONCRETE WORKS FOR BENCHES IN PIONEER PA	750.20			
209701	19/11/2020	CABCHARGE AUSTRALIA PTY LTD						248.12
		<i>Invoice Number</i>	<i>Payment Details</i>	<i>Amount</i>	<i>Discount</i>	<i>Retention</i>	<i>PPS</i>	
		\$APINVCE	25074305P2011	TAXI FARES FOR STAFF WORKING AT EVENTS	248.03			
		\$APINVCE	25064641P2011	TRAVEL CHARGES CITYWATCH 20/21	0.09			
209702	19/11/2020	CALTEX AUSTRALIA PETROLEUM PTY LTD						14,689.22
		<i>Invoice Number</i>	<i>Payment Details</i>	<i>Amount</i>	<i>Discount</i>	<i>Retention</i>	<i>PPS</i>	
		\$APINVCE	9424759036	SUPPLY & DELIVERY OF BULK FUEL TO CITY O	14,689.22			
209703	19/11/2020	CITY OF PERTH (PETTY CASH)						885.75
		<i>Invoice Number</i>	<i>Payment Details</i>	<i>Amount</i>	<i>Discount</i>	<i>Retention</i>	<i>PPS</i>	
		\$APINVCE	29102020	COP PETTY CASH OCTOBER 2020	885.75			
209704	19/11/2020	CITY OF STIRLING						2,873.20
		<i>Invoice Number</i>	<i>Payment Details</i>	<i>Amount</i>	<i>Discount</i>	<i>Retention</i>	<i>PPS</i>	
		\$APINVCE	5849	WASTE DISPOSAL - TIPPING FEES 20/21	2,873.20			

# Payment Details by Invoice

# MUNICIPAL FUND



From Period 5      To Period 5  
 From Date 1/11/2020      To Date 30/11/2020

<i>Cheque/EFT Number</i>	<i>Payment Date</i>	<i>Payee</i>						<i>Payment Amount</i>
209705	19/11/2020	CLASSIC TREE SERVICES						19,817.78
		<i>Invoice Number</i>	<i>Payment Details</i>	<i>Amount</i>	<i>Discount</i>	<i>Retention</i>	<i>PPS</i>	
		\$APINVCE	INV-32661	STREET TREE PRUNING, REMOVAL AND ARBORIC	4,390.21			
		\$APINVCE	INV-32660	STREET TREE PRUNING, REMOVAL AND ARBORIC	13,895.58			
		\$APINVCE	INV-32693	STREET TREE PRUNING, REMOVAL AND ARBORIC	1,531.99			
209706	19/11/2020	PERTH INSTITUTE OF CONTEMPORARY ARTS						10,000.00
		<i>Invoice Number</i>	<i>Payment Details</i>	<i>Amount</i>	<i>Discount</i>	<i>Retention</i>	<i>PPS</i>	
		\$APINVCE	175	ART ACQUISITIONS AS PER DELEGATED REGIST	10,000.00			
209707	19/11/2020	DARDANUP BUTCHERING UNIT TRUST T/AS DARDANUP						545.91
		<i>Invoice Number</i>	<i>Payment Details</i>	<i>Amount</i>	<i>Discount</i>	<i>Retention</i>	<i>PPS</i>	
		\$APINVCE	BL547144	DARDANUP MEATS	545.91			
209708	19/11/2020	LANDGATE						293.70
		<i>Invoice Number</i>	<i>Payment Details</i>	<i>Amount</i>	<i>Discount</i>	<i>Retention</i>	<i>PPS</i>	
		\$APINVCE	1054757	LANDGATE - VALUATIONS, TITLE SEARCHES &	26.70			
		\$APINVCE	1053103	LANDGATE ENQUIRIES 2020/2021	267.00			
209709	19/11/2020	DEPUTY COMMISSIONER OF TAXATION						597,557.00
		<i>Invoice Number</i>	<i>Payment Details</i>	<i>Amount</i>	<i>Discount</i>	<i>Retention</i>	<i>PPS</i>	
		\$HRPAYJNL	EF 6/11/2020	WITHHOLDING TAX (PAYG)	105,068.00			
		\$HRPAYJNL	EF 6/11/2020	EXTRA TAX	550.00			
		\$HRPAYJNL	EF 6/11/2020	HELP	892.00			
		\$HRPAYJNL	F 6/11/2020	WITHHOLDING TAX (PAYG)	456,316.00			
		\$HRPAYJNL	F 6/11/2020	EXTRA TAX	1,785.00			
		\$HRPAYJNL	F 6/11/2020	HELP	11,780.00			
		\$HRPAYJNL	F 6/11/2020	SFSS	482.00			
		\$HRPAYJNL	F 6/11/2020	WITHHOLDING TAX (PAYG)	19,930.00			
		\$HRPAYJNL	F 6/11/2020	ETP TAX (CODE O)	754.00			
209710	19/11/2020	THE TRUSTEE FOR ILLION AUSTRALIA UNIT TRUST T/AS						121.29
		<i>Invoice Number</i>	<i>Payment Details</i>	<i>Amount</i>	<i>Discount</i>	<i>Retention</i>	<i>PPS</i>	
		\$APINVCE	937101	DEBT COLLECTION SERVICE TO RETRIEVE OVER	121.29			

# Payment Details by Invoice

# MUNICIPAL FUND



From Period 5      To Period 5      From Date 1/11/2020      To Date 30/11/2020

<i>Cheque/EFT Number</i>	<i>Payment Date</i>	<i>Payee</i>					<i>Payment Amount</i>
209711	19/11/2020	FARINOSI & SONS PTY LTD					358.93
		<u>Invoice Number</u>	<u>Payment Details</u>	<u>Amount</u>	<u>Discount</u>	<u>Retention</u>	<u>PPS</u>
		\$APINVCE 10981831	1X 7.5MM DRILL BIT 1X 2.5MM DRILL BIT 1X	49.43			
		\$APINVCE 10982389	SUPPLY 1 X BLACK TIP THUNDERBOLT PRO XT	169.10			
		\$APINVCE 10981830	BOLT M8 X 60 GALV X 200 BOLT M8 X 100 GA	140.40			
209712	19/11/2020	GHD PTY LTD					3,902.25
		<u>Invoice Number</u>	<u>Payment Details</u>	<u>Amount</u>	<u>Discount</u>	<u>Retention</u>	<u>PPS</u>
		\$APINVCE 112-0057190	ROAD SAFETY INSPECTION FOR BEAUFORT ST/N	3,902.25			
209713	19/11/2020	HAYS PERSONNEL SERVICES (AUST) PTY LTD					20,768.26
		<u>Invoice Number</u>	<u>Payment Details</u>	<u>Amount</u>	<u>Discount</u>	<u>Retention</u>	<u>PPS</u>
		\$APINVCE 9647139	CONTRACT TECHNICIAN	1,647.12			
		\$APINVCE 9648980	SUPPLY OF MAINTENANCE WORKER TONY	1,895.83			
		\$APINVCE 9648981	SUPPLY OF MAINTENANCE WORKER JASON	1,895.83			
		\$APINVCE 9647137	SCR CONTRACTOR KEVAN SERCOMBE	1,826.75			
		\$APINVCE 9632939	SCR CONTRACTOR NATHAN CLAYDON	1,304.82			
		\$APINVCE 9648977	SCR CONTRACTOR KEVAN SERCOMBE	2,446.54			
		\$APINVCE 9648976	INTERNAL AUDIT & RISK MANAGER RECRUITMEN	748.00			
		\$APINVCE 9648978	SCR CONTRACTOR NATHAN CLAYDON	1,206.96			
		\$APINVCE 9615287	SCR CONTRACTOR NATHAN CLAYDON	81.57			
		\$APINVCE 9615284	SCR CONTRACTOR KEVAN SERCOMBE	3,294.68			
		\$APINVCE 9615288	SCR CONTRACTOR NATHAN CLAYDON	3,767.75			
		\$APINVCE 9648982	SCR CONTRACTOR SUSAN DUNFORD	652.41			
209714	19/11/2020	JOHN TIERNEY					2,206.00
		<u>Invoice Number</u>	<u>Payment Details</u>	<u>Amount</u>	<u>Discount</u>	<u>Retention</u>	<u>PPS</u>
		\$APINVCE 00001755	RANGER CAR CLEANING SERVICES 20-21	500.00			
		\$APINVCE 00001753	VEHICLE CLEANING 20-21	1,166.00			
		\$APINVCE 00001754	VEHICLE CLEANING 20-21	540.00			
209715	19/11/2020	STATE LIBRARY OF WA					143.20
		<u>Invoice Number</u>	<u>Payment Details</u>	<u>Amount</u>	<u>Discount</u>	<u>Retention</u>	<u>PPS</u>
		\$APINVCE RI026853	NORTHBRIDGE INFORMATION SESSION, 10-11-2	177.20			
		\$APCREDT RC007116	INVOICE RI026853	(34.00)			

# Payment Details by Invoice

# MUNICIPAL FUND



From Period 5      To Period 5      From Date 1/11/2020      To Date 30/11/2020

<i>Cheque/EFT Number</i>	<i>Payment Date</i>	<i>Payee</i>					<i>Payment Amount</i>
209716	19/11/2020	BUCHER MUNICIPAL PTY LTD					1,128.04
		<i>Invoice Number</i>	<i>Payment Details</i>	<i>Amount</i>	<i>Discount</i>	<i>Retention</i>	<i>PPS</i>
		\$APINVCE 983804	REPLACEMENT BIN LIFTER SPARE PART FOR HI	1,128.04			
209717	19/11/2020	MARKETFORCE LTD					1,180.38
		<i>Invoice Number</i>	<i>Payment Details</i>	<i>Amount</i>	<i>Discount</i>	<i>Retention</i>	<i>PPS</i>
		\$APINVCE 34718	STATUTORY ADVERTISING - TENDERS 2020/21	466.31			
		\$APINVCE 35724	AMENDMENT NO 41 ADVERTISING, THE VOICE	714.07			
209718	19/11/2020	MERCURY					73.67
		<i>Invoice Number</i>	<i>Payment Details</i>	<i>Amount</i>	<i>Discount</i>	<i>Retention</i>	<i>PPS</i>
		\$APINVCE CIMM4363619/3	COUNCIL HOUSE COURIERS	35.66			
		\$APINVCE CIMM4363619/1	COUNCIL HOUSE COURIERS	21.40			
		\$APINVCE CIMM4363619/2	COUNCIL HOUSE COURIERS	16.61			
209719	19/11/2020	MINDARIE REGIONAL COUNCIL					115,600.17
		<i>Invoice Number</i>	<i>Payment Details</i>	<i>Amount</i>	<i>Discount</i>	<i>Retention</i>	<i>PPS</i>
		\$APINVCE SINV-042749	GREEN WASTE TIPPING FEES 20/21	1,145.14			
		\$APINVCE SINV-042669	PROVISION OF LANDFILL TIPPING - 20/21	60,147.73			
		\$APINVCE SINV-042697	PROVISION OF LANDFILL TIPPING - 20/21	54,307.30			
209720	19/11/2020	M P ROGERS & ASSOCIATES PTY LTD					299.20
		<i>Invoice Number</i>	<i>Payment Details</i>	<i>Amount</i>	<i>Discount</i>	<i>Retention</i>	<i>PPS</i>
		\$APINVCE 21159	CLAISEBROOK COVE JETTIES -SUPERINTENDENT	299.20			
209721	19/11/2020	LGISWA					9,905.00
		<i>Invoice Number</i>	<i>Payment Details</i>	<i>Amount</i>	<i>Discount</i>	<i>Retention</i>	<i>PPS</i>
		\$APINVCE PR0024419	RFD OVEPAYMENT CLAIM	9,905.00			
209722	19/11/2020	SMC CORPORATION (AUSTRALIA) PTY LTD					570.90
		<i>Invoice Number</i>	<i>Payment Details</i>	<i>Amount</i>	<i>Discount</i>	<i>Retention</i>	<i>PPS</i>
		\$APINVCE 429059	REPLACEMENT AIR CYLINDERS FOR SWEEPER AR	570.90			
209723	19/11/2020	LAUNDRY EXPRESS					332.90
		<i>Invoice Number</i>	<i>Payment Details</i>	<i>Amount</i>	<i>Discount</i>	<i>Retention</i>	<i>PPS</i>
		\$APINVCE 00017502	DELIVERY AND LAUNDRY FOR CLOTH NAPPIES A	332.90			

# Payment Details by Invoice

# MUNICIPAL FUND



From Period 5      To Period 5  
 From Date 1/11/2020      To Date 30/11/2020

<i>Cheque/EFT Number</i>	<i>Payment Date</i>	<i>Payee</i>					<i>Payment Amount</i>
209724	19/11/2020	NOVA NEWSAGENCY					700.63
		<i>Invoice Number</i>	<i>Payment Details</i>	<i>Amount</i>	<i>Discount</i>	<i>Retention</i>	<i>PPS</i>
		\$APINVCE 2309	MAGAZINES & LOCAL AND INTERSTATE NEWSPAP	700.63			
209725	19/11/2020	PARALLAX PRODUCTIONS PTY LTD					14,976.50
		<i>Invoice Number</i>	<i>Payment Details</i>	<i>Amount</i>	<i>Discount</i>	<i>Retention</i>	<i>PPS</i>
		\$APINVCE INV-0560	DE INSTALL OF SATELLIGHT EXHIBITION DE-	4,108.50			
		\$APINVCE INV-0561	INSTALL OF ADDITIONAL EXHIBITION IN GROU	4,939.00			
		\$APINVCE INV-0563	EXHIBITION TECHNICIAN SERVICES FOR INSTA	1,545.50			
		\$APINVCE INV-0566	DELIVERY OF CULTURAL COLLECTIONS TECHNIC	4,383.50			
209726	19/11/2020	REINO INTERNATIONAL					1,718.75
		<i>Invoice Number</i>	<i>Payment Details</i>	<i>Amount</i>	<i>Discount</i>	<i>Retention</i>	<i>PPS</i>
		\$APINVCE R0018174	STANDING ORDER FOR 2020/2021 SLA PER CON	1,718.75			
209727	19/11/2020	PERROTT PAINTING					19,155.62
		<i>Invoice Number</i>	<i>Payment Details</i>	<i>Amount</i>	<i>Discount</i>	<i>Retention</i>	<i>PPS</i>
		\$APINVCE SINV16816	PAINTING WILLIAM ST, NORTHBRIDGE BOTH SI	19,155.62			
209728	19/11/2020	PLANNING INSTITUTE OF AUSTRALIA					1,455.00
		<i>Invoice Number</i>	<i>Payment Details</i>	<i>Amount</i>	<i>Discount</i>	<i>Retention</i>	<i>PPS</i>
		\$APINVCE 119560	PIA STATE CONFERENCE 13/11/20 - M TRLIN,	485.00			
		\$APINVCE 119561	PIA STATE CONFERENCE 13/11/20 - M TRLIN,	485.00			
		\$APINVCE 119563	PIA STATE CONFERENCE 13/11/20 - M TRLIN,	485.00			
209729	19/11/2020	RSEA PTY LTD					2,950.20
		<i>Invoice Number</i>	<i>Payment Details</i>	<i>Amount</i>	<i>Discount</i>	<i>Retention</i>	<i>PPS</i>
		\$APINVCE 10869218	EMPLOYEE SAFETY BOOTS	137.50			
		\$APINVCE 10889271	GUM BOOTS FOR STUART MATTHEWS.	51.70			
		\$APINVCE 10785966	DEPOT MAIN STORE STOCK	286.00			
		\$APINVCE 10725910	STORES STOCK	2,475.00			

# Payment Details by Invoice

# MUNICIPAL FUND



From Period 5      To Period 5      From Date 1/11/2020      To Date 30/11/2020

<i>Cheque/EFT Number</i>	<i>Payment Date</i>	<i>Payee</i>					<i>Payment Amount</i>
209730	19/11/2020	ST JOHN AMBULANCE AUSTRALIA					6,049.15
		<i>Invoice Number</i>	<i>Payment Details</i>	<i>Amount</i>	<i>Discount</i>	<i>Retention</i>	<i>PPS</i>
		\$APINVCE	FAINV00537448	FIRST AID (3X SESSIONS OCTOBER 2020)	1,593.00		
		\$APINVCE	FAINV00537449	FIRST AID (3X SESSIONS OCTOBER 2020)	1,593.00		
		\$APINVCE	FAINV00581061	FIRST AID (3X SESSIONS OCTOBER 2020)	1,593.00		
		\$APINVCE	MsoafQ000019	FIRST AID KITS - COUNCIL HOUSE	1,270.15		
209731	19/11/2020	FUJI XEROX BUSINESSFORCE PTY LTD					809.51
		<i>Invoice Number</i>	<i>Payment Details</i>	<i>Amount</i>	<i>Discount</i>	<i>Retention</i>	<i>PPS</i>
		\$APINVCE	662090429	INFRINGEMENT REMINDER AND FINAL DEMAND N	809.51		
209732	19/11/2020	SPANDEX ASIA PACIFIC P/L					1,099.19
		<i>Invoice Number</i>	<i>Payment Details</i>	<i>Amount</i>	<i>Discount</i>	<i>Retention</i>	<i>PPS</i>
		\$APINVCE	1221745670	2 X IP2564 WHT GLOSS MONO,100MIC GPA	1,099.19		
209733	19/11/2020	STATEWIDE CLEANING SUPPLIES					356.71
		<i>Invoice Number</i>	<i>Payment Details</i>	<i>Amount</i>	<i>Discount</i>	<i>Retention</i>	<i>PPS</i>
		\$APINVCE	SI405460	CLEANING CHEMICAL AND STORES SUPPLY FOR	356.71		
209734	19/11/2020	CSP GROUP PTY LTD T/AS STIHL SHOP OSBORNE PARK					375.00
		<i>Invoice Number</i>	<i>Payment Details</i>	<i>Amount</i>	<i>Discount</i>	<i>Retention</i>	<i>PPS</i>
		\$APINVCE	65017#7	2 STROKE OIL FOR PARKS MINOR PLANT DAY T	375.00		
209735	19/11/2020	TECHNOLOGY ONE LTD					4,400.00
		<i>Invoice Number</i>	<i>Payment Details</i>	<i>Amount</i>	<i>Discount</i>	<i>Retention</i>	<i>PPS</i>
		\$APINVCE	193616	TECHNOLOGYONE PHASE 2 CORE SYSTEMS	4,400.00		
209736	19/11/2020	TELSTRA					3,617.90
		<i>Invoice Number</i>	<i>Payment Details</i>	<i>Amount</i>	<i>Discount</i>	<i>Retention</i>	<i>PPS</i>
		\$APINVCE	1057776700		3,617.90		
209737	19/11/2020	ABSOLUTE STONE					79,999.03
		<i>Invoice Number</i>	<i>Payment Details</i>	<i>Amount</i>	<i>Discount</i>	<i>Retention</i>	<i>PPS</i>
		\$APINVCE	19023-10`	PROCUREMENT OF GRANITE KERBS	79,999.03		

# Payment Details by Invoice

# MUNICIPAL FUND



From Period 5 To Period 5 From Date 1/11/2020 To Date 30/11/2020

<i>Cheque/EFT Number</i>	<i>Payment Date</i>	<i>Payee</i>					<i>Payment Amount</i>
209738	19/11/2020	WATERLOGIC AUSTRALIA PTY LTD					62.70
		<i>Invoice Number</i>	<i>Payment Details</i>	<i>Amount</i>	<i>Discount</i>	<i>Retention</i>	<i>PPS</i>
		\$APINVCE	CD-3019652	WATER COOLER RENTAL FOR COMMUNITY	62.70		
209739	19/11/2020	TOTAL EDEN PTY LTD					1,225.67
		<i>Invoice Number</i>	<i>Payment Details</i>	<i>Amount</i>	<i>Discount</i>	<i>Retention</i>	<i>PPS</i>
		\$APINVCE	411025280	1000KPA PRESSURE GAUGE	24.62		
		\$APINVCE	411031663	IRRIGATION PARTS	68.22		
		\$APINVCE	411043466	SUPPLY OF IRRIGATION PARTS, QUOTE 203583	523.23		
		\$APINVCE	410890825	SUPPLY IRRIGATION PARTS QUOTE 20352442	609.60		
209740	19/11/2020	T QUIP					2,599.35
		<i>Invoice Number</i>	<i>Payment Details</i>	<i>Amount</i>	<i>Discount</i>	<i>Retention</i>	<i>PPS</i>
		\$APINVCE	95095#7	FASTENERS NEEDED FOR REPLACEMENT DOOR	98.20		
		\$APINVCE	95306#7	REPLACEMENT L/H DOOR GLASS ASSEMBLY	2,171.60		
		\$APINVCE	95417#7	FASTENERS NEEDED FOR REPLACEMENT DOOR	34.95		
		\$APINVCE	95754#7	REPLACEMENT DECK COVER PLUS MOWER	168.00		
		\$APINVCE	95067#12	FASTENERS NEEDED FOR REPLACEMENT DOOR	126.60		
209741	19/11/2020	TOWN OF VICTORIA PARK					15,567.85
		<i>Invoice Number</i>	<i>Payment Details</i>	<i>Amount</i>	<i>Discount</i>	<i>Retention</i>	<i>PPS</i>
		\$APINVCE	20112020	PARKING FEE COLLECTION	15,567.85		
209742	19/11/2020	TURF CARE WA PTY LTD					55,627.73
		<i>Invoice Number</i>	<i>Payment Details</i>	<i>Amount</i>	<i>Discount</i>	<i>Retention</i>	<i>PPS</i>
		\$APINVCE	INV-1335	BIAGRA WETTING AGENT TURF APPLICATION	55,627.73		
209743	19/11/2020	UES (INT'L) PTY LTD T/AS UES INTERNATIONAL					128.70
		<i>Invoice Number</i>	<i>Payment Details</i>	<i>Amount</i>	<i>Discount</i>	<i>Retention</i>	<i>PPS</i>
		\$APINVCE	INV60-00028590	PLASTIC WATER TANK FOR SPM UTE TU1810 -	128.70		
209744	19/11/2020	WA HINO SALES & SERVICES					50.70
		<i>Invoice Number</i>	<i>Payment Details</i>	<i>Amount</i>	<i>Discount</i>	<i>Retention</i>	<i>PPS</i>
		\$APCREDIT	CM266386	INVOICE 266386	(157.54)		
		\$APINVCE	267683	REPLACEMENT DRIVER DOOR HANDLE FOR HINO	208.24		



# Payment Details by Invoice

# MUNICIPAL FUND



From Period 5      To Period 5      From Date 1/11/2020      To Date 30/11/2020

<i>Cheque/EFT Number</i>	<i>Payment Date</i>	<i>Payee</i>						<i>Payment Amount</i>
209745	19/11/2020	WARP PTY LTD						6,500.21
		<i>Invoice Number</i>	<i>Payment Details</i>	<i>Amount</i>	<i>Discount</i>	<i>Retention</i>	<i>PPS</i>	
		\$APINVCE 116172	PROVIDE TRAFFIC MANAGEMENT	3,322.52				
		\$APINVCE 116179	DESIGN SITE SPECIFIC TMP - NARROWS	1,129.93				
		\$APINVCE 116173	HIRE OF VMS BOARD EAST PERTH	772.99				
		\$APINVCE 116174	NELSON CT MANHOLE REPLACEMENT OUTSIDE	1,274.77				
209746	19/11/2020	STEFNA FAMILY TRUST T/AS WEST TIP WASTE						6,283.55
		<i>Invoice Number</i>	<i>Payment Details</i>	<i>Amount</i>	<i>Discount</i>	<i>Retention</i>	<i>PPS</i>	
		\$APINVCE 00051992	BULK WASTE OCTOBER	6,283.55				
209747	19/11/2020	WURTH AUSTRALIA PTY LTD						156.16
		<i>Invoice Number</i>	<i>Payment Details</i>	<i>Amount</i>	<i>Discount</i>	<i>Retention</i>	<i>PPS</i>	
		\$APINVCE 4307265743	STORES STOCK	156.16				
209748	19/11/2020	DOWNER EDI WORKS						160,117.39
		<i>Invoice Number</i>	<i>Payment Details</i>	<i>Amount</i>	<i>Discount</i>	<i>Retention</i>	<i>PPS</i>	
		\$APINVCE 6009777	ROAD RENEWAL PROJECTS - DOWNER EDI WORKS	160,117.39				
209749	19/11/2020	ELAINE SUART						165.00
		<i>Invoice Number</i>	<i>Payment Details</i>	<i>Amount</i>	<i>Discount</i>	<i>Retention</i>	<i>PPS</i>	
		\$APINVCE 08102020	FOOTCARE MANAGEMENT - E SUART	165.00				
209750	19/11/2020	F45 TRAINING PTY LTD						597.50
		<i>Invoice Number</i>	<i>Payment Details</i>	<i>Amount</i>	<i>Discount</i>	<i>Retention</i>	<i>PPS</i>	
		\$APINVCE EV-2020/48	RFD APP/BOND/POWER & RESERVE HIRE FEE	597.50				
209751	19/11/2020	CAROLINE TRANT						201.15
		<i>Invoice Number</i>	<i>Payment Details</i>	<i>Amount</i>	<i>Discount</i>	<i>Retention</i>	<i>PPS</i>	
		\$APINVCE 10112020	REFUND CRAFT SUPPLIES	201.15				
209752	19/11/2020	FRAGRANCE WA-PERTH PTY LTD						1,613.20
		<i>Invoice Number</i>	<i>Payment Details</i>	<i>Amount</i>	<i>Discount</i>	<i>Retention</i>	<i>PPS</i>	
		\$APINVCE A1235928	RFD DBL PAYMENT 1013/380 MURRAY ST PTH	1,613.20				

# Payment Details by Invoice

# MUNICIPAL FUND



From Period 5      To Period 5  
 From Date 1/11/2020      To Date 30/11/2020

<i>Cheque/EFT Number</i>	<i>Payment Date</i>	<i>Payee</i>						<i>Payment Amount</i>
209753	19/11/2020	GARY MELIA						120.00
	\$APINVCE	<u>Invoice Number</u> 10112020	<u>Payment Details</u> HEALTHY LIFESTYLE 0 G MELIA	<u>Amount</u> 120.00	<u>Discount</u>	<u>Retention</u>	<u>PPS</u>	
209754	19/11/2020	JOSEP LOPEZ MIRALLES						97.00
	\$APINVCE	<u>Invoice Number</u> FP/1807	<u>Payment Details</u> RFD FOOD BUSINESS FP/1807	<u>Amount</u> 97.00	<u>Discount</u>	<u>Retention</u>	<u>PPS</u>	
209755	19/11/2020	MELANIE HALL						99.00
	\$APINVCE	<u>Invoice Number</u> EV2020/277	<u>Payment Details</u> RFD VANESSAS 21ST-EV-2020/277	<u>Amount</u> 99.00	<u>Discount</u>	<u>Retention</u>	<u>PPS</u>	
209756	19/11/2020	THE SMILE INVESTMENT TRUST						10,000.00
	\$APINVCE	<u>Invoice Number</u> BLD8102019	<u>Payment Details</u> WORK BOND BLD/810/2019/BPC 55 COLIN ST	<u>Amount</u> 10,000.00	<u>Discount</u>	<u>Retention</u>	<u>PPS</u>	
209757	19/11/2020	WESTERN AUSTRALIA MULTICULTURAL ASSOCIAT						250.00
	\$APINVCE	<u>Invoice Number</u> EV2017/341	<u>Payment Details</u> BOND RFD-WAMA PICNIC 2017 EV-2017/341	<u>Amount</u> 250.00	<u>Discount</u>	<u>Retention</u>	<u>PPS</u>	
209758	19/11/2020	PAINTED DOG RESEARCH						156.00
	\$APINVCE	<u>Invoice Number</u> OB20201495	<u>Payment Details</u> RFD APPLICATION OB-2020/1495	<u>Amount</u> 156.00	<u>Discount</u>	<u>Retention</u>	<u>PPS</u>	
209759	19/11/2020	TRUNG TRUONG						99.00
	\$APINVCE	<u>Invoice Number</u> EV2020/259	<u>Payment Details</u> RFD WEDDING BOND-EV-2020/259	<u>Amount</u> 99.00	<u>Discount</u>	<u>Retention</u>	<u>PPS</u>	
209760	19/11/2020	STEPHEN MCCRACKEN						608.06
	\$CANCHQ	<u>Invoice Number</u> 209760	<u>Payment Details</u> REFUND PARKING PERMIT CANCELLATION	<u>Amount</u> 608.06	<u>Discount</u>	<u>Retention</u>	<u>PPS</u>	
209761	19/11/2020	NORTHBRIDGE BREWING COMPANY PTY LTD						2,500.00
	\$APINVCE	<u>Invoice Number</u> EV2020/201	<u>Payment Details</u> RFD-NIGHTMARE ON JAMES ST EV-2020/201	<u>Amount</u> 2,500.00	<u>Discount</u>	<u>Retention</u>	<u>PPS</u>	

# Payment Details by Invoice

# MUNICIPAL FUND



From Period 5      To Period 5  
 From Date 1/11/2020      To Date 30/11/2020

<i>Cheque/EFT Number</i>	<i>Payment Date</i>	<i>Payee</i>					<i>Payment Amount</i>
209762	19/11/2020	SCOLARO INVESTMENT CO					415.05
		<i>Invoice Number</i>	<i>Payment Details</i>	<i>Amount</i>	<i>Discount</i>	<i>Retention</i>	<i>PPS</i>
	\$APINVCE	A1037290	RFD BIN ADJUST 1318 HAY ST WEST PTH	415.05			
209763	19/11/2020	MICHAEL DEMELLO					73.00
		<i>Invoice Number</i>	<i>Payment Details</i>	<i>Amount</i>	<i>Discount</i>	<i>Retention</i>	<i>PPS</i>
	\$APINVCE	2020/5324	RFD APP FEE-1010-1018 WELLINGTON ST WP	73.00			
209764	19/11/2020	DANIEL DARAKAS					649.00
		<i>Invoice Number</i>	<i>Payment Details</i>	<i>Amount</i>	<i>Discount</i>	<i>Retention</i>	<i>PPS</i>
	\$APINVCE	13112020	RFD BLDNG SURVEYOR PRAC RENEWAL LVL 1&2	649.00			
209765	19/11/2020	NORTHBRIDGE WA PTY					10,551.35
		<i>Invoice Number</i>	<i>Payment Details</i>	<i>Amount</i>	<i>Discount</i>	<i>Retention</i>	<i>PPS</i>
	\$APINVCE	A1034271	RFD CHANGE GRV-HOLY MOLY GOLF CLUB	10,551.35			
209766	19/11/2020	HELEN TINCKNELL					48.60
		<i>Invoice Number</i>	<i>Payment Details</i>	<i>Amount</i>	<i>Discount</i>	<i>Retention</i>	<i>PPS</i>
	\$CANCHQ	209766	CRAFT SALES	48.60			
209767	19/11/2020	DAVID VAN MIL					1,531.00
		<i>Invoice Number</i>	<i>Payment Details</i>	<i>Amount</i>	<i>Discount</i>	<i>Retention</i>	<i>PPS</i>
	\$APINVCE	A1046473	RFD GRV-10 BROWN ST EAST PERTH	1,531.00			
209768	19/11/2020	WESTERN AUSTRALIAN LAND AUTHORITY TRADIN					5,491.25
		<i>Invoice Number</i>	<i>Payment Details</i>	<i>Amount</i>	<i>Discount</i>	<i>Retention</i>	<i>PPS</i>
	\$APINVCE	A1212927	RFD OVERPAYMENT RATES-THE REVELEY BAR	5,491.25			
209769	19/11/2020	VISION EQUITY PTY LTD T/A XCEED REAL EST					517.25
		<i>Invoice Number</i>	<i>Payment Details</i>	<i>Amount</i>	<i>Discount</i>	<i>Retention</i>	<i>PPS</i>
	\$APINVCE	A1182302	RFD OVERPAYMENT RATES-5/52 WICKHAM ST EP	517.25			
209770	19/11/2020	PAUL HALTON					165.00
		<i>Invoice Number</i>	<i>Payment Details</i>	<i>Amount</i>	<i>Discount</i>	<i>Retention</i>	<i>PPS</i>
	\$APINVCE	16112020	FOOTCARE MANAGEMENT - P HALTON	165.00			

# Payment Details by Invoice

# MUNICIPAL FUND



From Period 5      To Period 5      From Date 1/11/2020      To Date 30/11/2020

<i>Cheque/EFT Number</i>	<i>Payment Date</i>	<i>Payee</i>					<i>Payment Amount</i>
209771	19/11/2020	CKDR PTY LTD					127.05
		<i>Invoice Number</i>	<i>Payment Details</i>	<i>Amount</i>	<i>Discount</i>	<i>Retention</i>	<i>PPS</i>
		\$APINVCE	A1046689	RFD DBL PAYMENT RATES-68 ROE ST NRTHBDGE	127.05		
209772	19/11/2020	DOREEN BARRETT					78.30
		<i>Invoice Number</i>	<i>Payment Details</i>	<i>Amount</i>	<i>Discount</i>	<i>Retention</i>	<i>PPS</i>
		\$APINVCE	11112020A	RFD CRAFT SUPPLIES	78.30		
209958	26/11/2020	METROCOUNT					928.40
		<i>Invoice Number</i>	<i>Payment Details</i>	<i>Amount</i>	<i>Discount</i>	<i>Retention</i>	<i>PPS</i>
		\$APINVCE	INV029097	TRAFFIC COUNTER ACCESSORIES	928.40		
209959	26/11/2020	OFFICEWORKS BUSINESS DIRECT					576.00
		<i>Invoice Number</i>	<i>Payment Details</i>	<i>Amount</i>	<i>Discount</i>	<i>Retention</i>	<i>PPS</i>
		\$APINVCE	46096725	WATER DISPENSER FOR AUS DAY 26TH JAN	189.00		
		\$APINVCE	13123833	3 X LOGITECH PRO R800 PRESENTER FOR CORP	387.00		
209960	26/11/2020	TRANSOFT SOLUTIONS (AUSTRALIA) PTY LTD					748.00
		<i>Invoice Number</i>	<i>Payment Details</i>	<i>Amount</i>	<i>Discount</i>	<i>Retention</i>	<i>PPS</i>
		\$APINVCE	TSA-10327	AUTOTURN PRO LICENCE RENEWAL	748.00		
209961	26/11/2020	BIDFOOD WA PTY LTD					1,962.94
		<i>Invoice Number</i>	<i>Payment Details</i>	<i>Amount</i>	<i>Discount</i>	<i>Retention</i>	<i>PPS</i>
		\$APINVCE	150746892.PER	CATERING SUPPLIES FOR CITIPLACE COMMUNIT	225.05		
		\$APINVCE	150797957.PER	CATERING SUPPLIES FOR CITIPLACE COMMUNIT	145.18		
		\$APINVCE	150797956.PER	CATERING SUPPLIES FOR CITIPLACE COMMUNIT	374.51		
		\$APINVCE	150820930.PER	CATERING SUPPLIES FOR CITIPLACE COMMUNIT	531.01		
		\$APINVCE	150809580.PER	CATERING SUPPLIES FOR CITIPLACE COMMUNIT	688.03		
		\$APINVCE	150831924.PER	CATERING SUPPLIES FOR CITIPLACE COMMUNIT	22.69		
		\$APCREDIT	C5705595.P	INVOICE 150845237.PER	(23.53)		
209962	26/11/2020	SOUTHERN METROPOLITAN REGIONAL COUNCIL					2,290.20
		<i>Invoice Number</i>	<i>Payment Details</i>	<i>Amount</i>	<i>Discount</i>	<i>Retention</i>	<i>PPS</i>
		\$APINVCE	14867	PROVISION OF WASTE DISPOSAL FOR FOOD ORG	480.48		
		\$APINVCE	14792	PROVISION OF WASTE DISPOSAL FOR FOOD ORG	1,809.72		

# Payment Details by Invoice

# MUNICIPAL FUND



From Period 5      To Period 5  
 From Date 1/11/2020      To Date 30/11/2020

<i>Cheque/EFT Number</i>	<i>Payment Date</i>	<i>Payee</i>					<i>Payment Amount</i>
209963	26/11/2020	IRON MOUNTAIN AUSTRALIA GROUP PTY LTD					619.60
		<i>Invoice Number</i>	<i>Payment Details</i>	<i>Amount</i>	<i>Discount</i>	<i>Retention</i>	<i>PPS</i>
		\$APINVCE 109005787	MONTHLY ICT BACKUP TAPE COLLECTION/STORA	619.60			
209964	26/11/2020	ARTREF PTY LTD					374.78
		<i>Invoice Number</i>	<i>Payment Details</i>	<i>Amount</i>	<i>Discount</i>	<i>Retention</i>	<i>PPS</i>
		\$CANCHQ 209964	PAPER & TONER FOR TUD PLOTTER, HP DESIGN	374.78			
209965	26/11/2020	ADVANCED TRAFFIC MANAGEMENT					298.06
		<i>Invoice Number</i>	<i>Payment Details</i>	<i>Amount</i>	<i>Discount</i>	<i>Retention</i>	<i>PPS</i>
		\$APINVCE 00140889	HAY AND MURRAY ST MALL, BOLLARD	298.06			
209966	26/11/2020	OFFICE WORKS					627.00
		<i>Invoice Number</i>	<i>Payment Details</i>	<i>Amount</i>	<i>Discount</i>	<i>Retention</i>	<i>PPS</i>
		\$APINVCE 13531206	HAND SANITISER STANDS FOR EVENTS	627.00			
209967	26/11/2020	NESPRESSO					61.60
		<i>Invoice Number</i>	<i>Payment Details</i>	<i>Amount</i>	<i>Discount</i>	<i>Retention</i>	<i>PPS</i>
		\$APINVCE 35808399	NESPRESSO CAPSULES - CHILDCARE CENTRE	61.60			
209968	26/11/2020	PUMPS AUSTRALIA					41.80
		<i>Invoice Number</i>	<i>Payment Details</i>	<i>Amount</i>	<i>Discount</i>	<i>Retention</i>	<i>PPS</i>
		\$APINVCE 35070	RUBBER DIAPHRAGM AND ROD FOR PUMP IN DEP	289.30			
		\$APCREDT CR34725	INVOICE 34725	(247.50)			
209969	26/11/2020	GLOBAL AUTOCOAT PTY LTD					261.86
		<i>Invoice Number</i>	<i>Payment Details</i>	<i>Amount</i>	<i>Discount</i>	<i>Retention</i>	<i>PPS</i>
		\$APINVCE INV395110	SUPPLY JOTAMASTIC 90 GP1 BASE 3 COMP A 3	261.86			
209970	26/11/2020	CAMERA ELECTRONIC SALES AND SERVICE					3,150.90
		<i>Invoice Number</i>	<i>Payment Details</i>	<i>Amount</i>	<i>Discount</i>	<i>Retention</i>	<i>PPS</i>
		\$APINVCE 126220	TIME LAPSE CAMERAS X 3	3,150.90			

# Payment Details by Invoice

# MUNICIPAL FUND



From Period 5      To Period 5      From Date 1/11/2020      To Date 30/11/2020

*Cheque/EFT Number*      *Payment Date*      *Payee*      *Payment Amount*

209971	26/11/2020	ALINTA SALES PTY LTD					14,743.35
--------	------------	----------------------	--	--	--	--	-----------

		<u>Invoice Number</u>	<u>Payment Details</u>	<u>Amount</u>	<u>Discount</u>	<u>Retention</u>	<u>PPS</u>
		80014341	UNIT A 160 HAY STREET PERTH	105.35			
		80014344	BARRACK STREET PERTH	823.31			
		80014345	HENRY LAWSON WALK EAST PERTH	710.07			
		80014346	83 ROYAL STREET EAST PERTH	2,011.15			
		80014348	PLAIN STREET EAST PERTH	913.20			
		80014349	UNIT A/2 PLAIN STREET EAST PERTH	1,703.98			
		80014355	JAMES STREET NORTHBRIDGE	436.37			
		80014358	ST GEORGE'S TCE PERTH	1,012.48			
		80014359	PARKWAY NEDLANDS	130.83			
		80014361	UNIT 1 RIVERSIDE DVE PERTH	348.57			
		80014366	SUITE B2/683 HAY STREET PERTH	348.37			
		80014368	HAY STREET PERTH	743.81			
		80014377	UNIT 3/129 JAMES STREET NORTHBRIDGE	925.08			
		80014380	SUITE 1/B HAY STREET PERTH	367.76			
		80014382	HILL STREET EAST PERTH	118.21			
		80014383	NELSON CRESCENT EAST PERTH	481.96			
		80014384	NELSON CRESCENT EAST PERTH	696.90			
		654999411	UNIT 0 420 WELLINGTON ST PERTH	1,071.95			
		280001119	UNIT 3 81 ROYAL STREET EAST PERTH	887.50			
		382913950	30 ROBERTS ST OSBORNE PARK	906.50			

209972	26/11/2020	FOR TABLE DELIGHTS					298.04
--------	------------	--------------------	--	--	--	--	--------

		<u>Invoice Number</u>	<u>Payment Details</u>	<u>Amount</u>	<u>Discount</u>	<u>Retention</u>	<u>PPS</u>
		00104197	COFFEE TABLE DELIGHTS -COOKIES SUPPLIES	181.82			
		00104609	COFFEE TABLE DELIGHTS -COOKIES SUPPLIES	116.22			

209973	26/11/2020	CANON PRODUCTION PRINTING AUSTRALIA PTY LTD					142.93
--------	------------	---	--	--	--	--	--------

		<u>Invoice Number</u>	<u>Payment Details</u>	<u>Amount</u>	<u>Discount</u>	<u>Retention</u>	<u>PPS</u>
		1510274	MAINTENANCE TCS4SA STANDALONE SCANNER -	142.93			

209974	26/11/2020	ACCESS BRICKPAVING CO					19,744.89
--------	------------	-----------------------	--	--	--	--	-----------

		<u>Invoice Number</u>	<u>Payment Details</u>	<u>Amount</u>	<u>Discount</u>	<u>Retention</u>	<u>PPS</u>
		00061121	CHINESE EMBASSY UPLIFT / RE-GRADE PAVING	19,744.89			

# Payment Details by Invoice

# MUNICIPAL FUND



From Period 5      To Period 5      From Date 1/11/2020      To Date 30/11/2020

<i>Cheque/EFT Number</i>	<i>Payment Date</i>	<i>Payee</i>					<i>Payment Amount</i>
209975	26/11/2020	SONIC HEALTHPLUS PTY LTD					353.10
		<i>Invoice Number</i>	<i>Payment Details</i>	<i>Amount</i>	<i>Discount</i>	<i>Retention</i>	<i>PPS</i>
		\$APINVCE	2191723 PRE EMPLOYMENT MEDICALS - CHILD CARE	353.10			
209976	26/11/2020	EOS ELECTRICAL					11,915.00
		<i>Invoice Number</i>	<i>Payment Details</i>	<i>Amount</i>	<i>Discount</i>	<i>Retention</i>	<i>PPS</i>
		\$APINVCE	00013590 GENERIC STREET BANNER INSTALLATION	6,122.05			
		\$APINVCE	00013598 REPLACE WATER FEATURE PUMP	907.23			
		\$APINVCE	00013575 ELECTRICAL MAINTENANCE OF STREET LIGHTS	2,817.54			
		\$APINVCE	00013321 ELECTRICAL MAINTENANCE OF STREET LIGHTS	365.70			
		\$APINVCE	00013625 ELECTRICAL MAINTENANCE OF STREET LIGHTS	466.79			
		\$APINVCE	00012820 ELECTRICAL MAINTENANCE OF STREET LIGHTS	175.45			
		\$APINVCE	00013300 ELECTRICAL MAINTENANCE OF STREET LIGHTS	233.09			
		\$APINVCE	00013583 ELECTRICAL MAINTENANCE OF STREET LIGHTS	135.30			
		\$APINVCE	00013570 ELECTRICAL MAINTENANCE OF STREET LIGHTS	440.00			
		\$APINVCE	00013581 ELECTRICAL MAINTENANCE OF STREET LIGHTS	251.85			
209977	26/11/2020	DRAINFLOW SERVICES PTY LTD					8,513.98
		<i>Invoice Number</i>	<i>Payment Details</i>	<i>Amount</i>	<i>Discount</i>	<i>Retention</i>	<i>PPS</i>
		\$APINVCE	00006287 PIT COVER REPLACEMENTS VARIOUS LOCATIONS	3,648.39	72.97		
		\$APINVCE	00005881 PIT COVER REPLACEMENTS VARIOUS LOCATIONS	4,938.56			
					<b>72.97</b>		
209978	26/11/2020	JAMES BENNETT PTY LTD					840.26
		<i>Invoice Number</i>	<i>Payment Details</i>	<i>Amount</i>	<i>Discount</i>	<i>Retention</i>	<i>PPS</i>
		\$APINVCE	4733522 ASSORTED E-BOOKS - PER AXS	49.49			
		\$APINVCE	PSO411068 LIBRARY STOCK PURCHASES OF ASSORTED BOOK	284.21			
		\$APINVCE	PSO411069 LIBRARY STOCK PURCHASES OF ASSORTED BOOK	115.60			
		\$APINVCE	3131176 LIBRARY STOCK PURCHASES OF ASSORTED BOOK	203.53			
		\$APINVCE	3131177 LIBRARY STOCK PURCHASES OF ASSORTED BOOK	114.21			
		\$APINVCE	PSO411070 LIBRARY STOCK PURCHASES OF ASSORTED BOOK	73.22			
209979	26/11/2020	FORCH AUSTRALIA PTY LTD					392.03
		<i>Invoice Number</i>	<i>Payment Details</i>	<i>Amount</i>	<i>Discount</i>	<i>Retention</i>	<i>PPS</i>
		\$APINVCE	SI76743 WORKSHOP CONSUMABLES - ELECTRICAL PLUGS/	128.70			
		\$APINVCE	SI72471 WORKSHOP CONSUMABLES - SUPER GLUE/ HOSE	263.33			



# Payment Details by Invoice

# MUNICIPAL FUND



From Period 5      To Period 5      From Date 1/11/2020      To Date 30/11/2020

*Cheque/EFT Number*      *Payment Date*      *Payee*      *Payment Amount*

209980	26/11/2020	GILMOUR & JOOSTE ELECTRICAL					13,166.67
--------	------------	-----------------------------	--	--	--	--	-----------

	<u>Invoice Number</u>	<u>Payment Details</u>	<u>Amount</u>	<u>Discount</u>	<u>Retention</u>	<u>PPS</u>
\$APINVCE	INV-11152	DATA CABLE INSTALL - NORTHBRIDGE PIAZZA	2,458.25			
\$APINVCE	INV-11149	VARIOUS SITES - UNPLANNED ELECTRICAL MAI	38.50			
\$APINVCE	INV-11201	VARIOUS SITES - UNPLANNED ELECTRICAL MAI	599.50			
\$APINVCE	INV-11205	VARIOUS SITES - UNPLANNED ELECTRICAL MAI	127.99			
\$APINVCE	INV-11207	NEW 3 PHASE CONNECTION OUTLET FOR FUTURE	2,411.59			
\$APINVCE	INV-11151	VARIOUS SITES - UNPLANNED ELECTRICAL MAI	110.00			
\$APINVCE	INV-11148	VARIOUS SITES - UNPLANNED ELECTRICAL MAI	110.00			
\$APINVCE	INV-10635	ELECTRICAL MAINTENANCE FOR STREET LIGHTI	927.30			
\$APINVCE	INV-11174	ELECTRICAL MAINTENANCE FOR STREET LIGHTI	55.00			
\$APINVCE	INV-11182	ELECTRICAL MAINTENANCE FOR STREET LIGHTI	552.75			
\$APINVCE	INV-11043	ELECTRICAL MAINTENANCE FOR STREET LIGHTI	155.38			
\$APINVCE	INV-11203	ELECTRICAL MAINTENANCE FOR STREET LIGHTI	275.00			
\$APINVCE	INV-11074	ELECTRICAL MAINTENANCE FOR STREET LIGHTI	550.00			
\$APINVCE	INV-11100	ELECTRICAL MAINTENANCE FOR STREET LIGHTI	129.98			
\$APINVCE	INV-11137	ELECTRICAL MAINTENANCE FOR STREET LIGHTI	252.77			
\$APINVCE	INV-11102	ELECTRICAL MAINTENANCE FOR STREET LIGHTI	459.48			
\$APINVCE	INV-11107	ELECTRICAL MAINTENANCE FOR STREET LIGHTI	167.96			
\$APINVCE	INV-11101	ELECTRICAL MAINTENANCE FOR STREET LIGHTI	159.91			
\$APINVCE	INV-11177	ELECTRICAL MAINTENANCE FOR STREET LIGHTI	550.00			
\$APINVCE	INV-10304	ELECTRICAL MAINTENANCE FOR STREET LIGHTI	3,075.31			

209981	26/11/2020	D.B CUNNINGHAM PTY LTD T/AS ADVANTEERING CIVIL					447,895.75
--------	------------	--	--	--	--	--	------------

	<u>Invoice Number</u>	<u>Payment Details</u>	<u>Amount</u>	<u>Discount</u>	<u>Retention</u>	<u>PPS</u>
\$APINVCE	00002107	WELLINGTON SQUARE PLAYGROUND	447,895.75			

209982	26/11/2020	DAIMLER TRUCKS PERTH					489.64
--------	------------	----------------------	--	--	--	--	--------

	<u>Invoice Number</u>	<u>Payment Details</u>	<u>Amount</u>	<u>Discount</u>	<u>Retention</u>	<u>PPS</u>
\$APINVCE	DTFHD276197	SERVICE CHARGE TO RESET DASH + REPLACEME	187.00			
\$APINVCE	6207201D	REPLACEMENT FUEL CAP FOR LARGE MERC RUBB	302.64			

209983	26/11/2020	DIGITAL EDUCATION SERVICES PTY LTD					654.50
--------	------------	------------------------------------	--	--	--	--	--------

	<u>Invoice Number</u>	<u>Payment Details</u>	<u>Amount</u>	<u>Discount</u>	<u>Retention</u>	<u>PPS</u>
\$APINVCE	SINV-17664	ONLINE SUBSCRIPTION SERVICE PROVIDING AC	654.50			



# Payment Details by Invoice

# MUNICIPAL FUND



From Period 5      To Period 5  
 From Date 1/11/2020      To Date 30/11/2020

<i>Cheque/EFT Number</i>	<i>Payment Date</i>	<i>Payee</i>					<i>Payment Amount</i>
209984	26/11/2020	CBD COLLEGE P/L					129.00
		<i>Invoice Number</i>	<i>Payment Details</i>	<i>Amount</i>	<i>Discount</i>	<i>Retention</i>	<i>PPS</i>
		\$APINVCE	INV024350	FIRST AID TRAINING (PAUL HALTON - SAFE C	129.00		
209985	26/11/2020	JAPANESE TRUCK & BUS SPARES PTY LTD					877.60
		<i>Invoice Number</i>	<i>Payment Details</i>	<i>Amount</i>	<i>Discount</i>	<i>Retention</i>	<i>PPS</i>
		\$APINVCE	385772	LUMBAR SEAT SWITCH FOR LARGE ROAD SWEEPE	227.90		
		\$APINVCE	385927	REPLACEMENT RADIATOR FOR ALL 3 HINO 500	145.40		
		\$APINVCE	385972	REPLACEMENT RADIATOR FOR ALL 3 HINO 500	100.10		
		\$APINVCE	386100	REPLACEMENT RADIATOR FOR ALL 3 HINO 500	54.00		
		\$APINVCE	386164	NEW MERCEDES RUBBISH TRUCK SERVICE FILTE	350.20		
209986	26/11/2020	LIGHTSPEED COMMUNICATIONS AUSTRALIA PTY LTD T/AS					7,309.08
		<i>Invoice Number</i>	<i>Payment Details</i>	<i>Amount</i>	<i>Discount</i>	<i>Retention</i>	<i>PPS</i>
		\$APINVCE	87026	INSTALL FIBRE CABLE AND TERMINATION WORK	7,309.08		
209987	26/11/2020	PERTH INTERNATIONAL JAZZ FESTIVAL INC					11,000.00
		<i>Invoice Number</i>	<i>Payment Details</i>	<i>Amount</i>	<i>Discount</i>	<i>Retention</i>	<i>PPS</i>
		\$APINVCE	INV-0018	SPONSORSHIP 2020-PAYMENT 3 OF 3	11,000.00		
209988	26/11/2020	AUSTRALIAN ACADEMY OF TAI CHI (WA)					130.00
		<i>Invoice Number</i>	<i>Payment Details</i>	<i>Amount</i>	<i>Discount</i>	<i>Retention</i>	<i>PPS</i>
		\$APINVCE	20215	TAI CHI CLASSES	130.00		
209989	26/11/2020	THOMSON REUTERS(PROFESSIONAL)AUST LTD					715.00
		<i>Invoice Number</i>	<i>Payment Details</i>	<i>Amount</i>	<i>Discount</i>	<i>Retention</i>	<i>PPS</i>
		\$APINVCE	6136735618	CONFERENCE 23 OCTOBER 2020.	715.00		
209990	26/11/2020	GAVIN CHARLES BURGESS					261.80
		<i>Invoice Number</i>	<i>Payment Details</i>	<i>Amount</i>	<i>Discount</i>	<i>Retention</i>	<i>PPS</i>
		\$APINVCE	57	BATTERY, FLURO, PRINTER CARTRIDGE AND MO	261.80		

# Payment Details by Invoice

# MUNICIPAL FUND



From Period 5      To Period 5      From Date 1/11/2020      To Date 30/11/2020

<i>Cheque/EFT Number</i>	<i>Payment Date</i>	<i>Payee</i>	<i>Payment Amount</i>
209991	26/11/2020	AUSTRALIAN SUPER	197,098.81

	<i>Invoice Number</i>	<i>Payment Details</i>	<i>Amount</i>	<i>Discount</i>	<i>Retention</i>	<i>PPS</i>
\$HRPAYJNL	F 20/11/2020	EMPLOYEE CONTRIBUTION - POST TAX (\$)	239.00			
\$HRPAYJNL	F 20/11/2020	EMPLOYEE CONTRIBUTION - POST TAX (%)	218.24			
\$HRPAYJNL	F 20/11/2020	EMPLOYEE CONTRIBUTION - PRETAX (%)	5,300.54			
\$HRPAYJNL	F 20/11/2020	CC SCHEME EMPLOYEE CONTRIBUTION - PRETAX	22,857.25			
\$HRPAYJNL	F 20/11/2020	CC SCHEME EMPLOYEE CONTRIBUTION - POSTTA	2,078.06			
\$HRPAYJNL	F 20/11/2020	SGC COMPULSORY - EMPLOYER	881.86			
\$HRPAYJNL	F 20/11/2020	SGC COMPULSORY - EMPLOYER	1,295.40			
\$HRPAYJNL	F 20/11/2020	SGC COMPULSORY - EMPLOYER	334.71			
\$HRPAYJNL	F 20/11/2020	SGC COMPULSORY - EMPLOYER	2,148.55			
\$HRPAYJNL	F 20/11/2020	SGC COMPULSORY - EMPLOYER	369.61			
\$HRPAYJNL	F 20/11/2020	SGC COMPULSORY - EMPLOYER	513.45			
\$HRPAYJNL	F 20/11/2020	SGC COMPULSORY - EMPLOYER	831.74			
\$HRPAYJNL	F 20/11/2020	SGC COMPULSORY - EMPLOYER	938.81			
\$HRPAYJNL	F 20/11/2020	SGC COMPULSORY - EMPLOYER	1,398.65			
\$HRPAYJNL	F 20/11/2020	SGC COMPULSORY - EMPLOYER	647.93			
\$HRPAYJNL	F 20/11/2020	SGC COMPULSORY - EMPLOYER	692.44			
\$HRPAYJNL	F 20/11/2020	SGC COMPULSORY - EMPLOYER	2,533.47			
\$HRPAYJNL	F 20/11/2020	SGC COMPULSORY - EMPLOYER	377.77			
\$HRPAYJNL	F 20/11/2020	SGC COMPULSORY - EMPLOYER	615.66			
\$HRPAYJNL	F 20/11/2020	SGC COMPULSORY - EMPLOYER	1,541.10			
\$HRPAYJNL	F 20/11/2020	SGC COMPULSORY - EMPLOYER	91.73			
\$HRPAYJNL	F 20/11/2020	SGC COMPULSORY - EMPLOYER	4,348.84			
\$HRPAYJNL	F 20/11/2020	SGC COMPULSORY - EMPLOYER	91.73			
\$HRPAYJNL	F 20/11/2020	SGC COMPULSORY - EMPLOYER	323.93			
\$HRPAYJNL	F 20/11/2020	SGC COMPULSORY - EMPLOYER	2,171.67			
\$HRPAYJNL	F 20/11/2020	SGC COMPULSORY - EMPLOYER	519.71			
\$HRPAYJNL	F 20/11/2020	SGC COMPULSORY - EMPLOYER	1,154.67			
\$HRPAYJNL	F 20/11/2020	SGC COMPULSORY - EMPLOYER	577.06			
\$HRPAYJNL	F 20/11/2020	SGC COMPULSORY - EMPLOYER	942.07			
\$HRPAYJNL	F 20/11/2020	SGC COMPULSORY - EMPLOYER	833.59			
\$HRPAYJNL	F 20/11/2020	SGC COMPULSORY - EMPLOYER	945.99			
\$HRPAYJNL	F 20/11/2020	SGC COMPULSORY - EMPLOYER	850.22			
\$HRPAYJNL	F 20/11/2020	SGC COMPULSORY - EMPLOYER	901.63			
\$HRPAYJNL	F 20/11/2020	SGC COMPULSORY - EMPLOYER	91.73			

# Payment Details by Invoice

# MUNICIPAL FUND



From Period 5      To Period 5  
 From Date 1/11/2020      To Date 30/11/2020

<i>Cheque/EFT Number</i>	<i>Payment Date</i>	<i>Payee</i>	<i>Payment Amount</i>
\$HRPAYJNL	F 20/11/2020	SGC COMPULSORY - EMPLOYER	239.78
\$HRPAYJNL	F 20/11/2020	SGC COMPULSORY - EMPLOYER	524.67
\$HRPAYJNL	F 20/11/2020	SGC COMPULSORY - EMPLOYER	1,065.01
\$HRPAYJNL	F 20/11/2020	SGC COMPULSORY - EMPLOYER	313.74
\$HRPAYJNL	F 20/11/2020	SGC COMPULSORY - EMPLOYER	496.21
\$HRPAYJNL	F 20/11/2020	SGC COMPULSORY - EMPLOYER	280.76
\$HRPAYJNL	F 20/11/2020	SGC COMPULSORY - EMPLOYER	814.90
\$HRPAYJNL	F 20/11/2020	SGC COMPULSORY - EMPLOYER	3,176.76
\$HRPAYJNL	F 20/11/2020	SGC COMPULSORY - EMPLOYER	1,019.00
\$HRPAYJNL	F 20/11/2020	SGC COMPULSORY - EMPLOYER	1,025.03
\$HRPAYJNL	F 20/11/2020	SGC COMPULSORY - EMPLOYER	354.23
\$HRPAYJNL	F 20/11/2020	SGC COMPULSORY - EMPLOYER	2,932.09
\$HRPAYJNL	F 20/11/2020	SGC COMPULSORY - EMPLOYER	258.72
\$HRPAYJNL	F 20/11/2020	SGC COMPULSORY - EMPLOYER	632.09
\$HRPAYJNL	F 20/11/2020	SGC COMPULSORY - EMPLOYER	453.99
\$HRPAYJNL	F 20/11/2020	SGC COMPULSORY - EMPLOYER	279.10
\$HRPAYJNL	F 20/11/2020	SGC COMPULSORY - EMPLOYER	486.08
\$HRPAYJNL	F 20/11/2020	SGC COMPULSORY - EMPLOYER	173.00
\$HRPAYJNL	F 20/11/2020	SGC COMPULSORY - EMPLOYER	193.99
\$HRPAYJNL	F 20/11/2020	SGC COMPULSORY - EMPLOYER	853.57
\$HRPAYJNL	F 20/11/2020	SGC COMPULSORY - EMPLOYER	256.88
\$HRPAYJNL	F 20/11/2020	SGC COMPULSORY - EMPLOYER	2,470.98
\$HRPAYJNL	F 20/11/2020	SGC COMPULSORY - EMPLOYER	1,749.00
\$HRPAYJNL	F 20/11/2020	SGC COMPULSORY - EMPLOYER	2,304.98
\$HRPAYJNL	F 20/11/2020	SGC COMPULSORY - EMPLOYER	230.59
\$HRPAYJNL	F 20/11/2020	SGC COMPULSORY - EMPLOYER	235.40
\$HRPAYJNL	F 20/11/2020	SGC COMPULSORY - EMPLOYER	569.08
\$HRPAYJNL	F 20/11/2020	SGC COMPULSORY - EMPLOYER	258.01
\$HRPAYJNL	F 20/11/2020	SGC COMPULSORY - EMPLOYER	69.68
\$HRPAYJNL	F 20/11/2020	SGC COMPULSORY - EMPLOYER	1,122.48
\$HRPAYJNL	F 20/11/2020	SGC COMPULSORY - EMPLOYER	807.95
\$HRPAYJNL	F 20/11/2020	SGC COMPULSORY - EMPLOYER	1,002.94
\$HRPAYJNL	F 20/11/2020	SGC COMPULSORY - EMPLOYER	1,320.36
\$HRPAYJNL	F 20/11/2020	SGC COMPULSORY - EMPLOYER	1,001.16
\$HRPAYJNL	F 20/11/2020	SGC COMPULSORY - EMPLOYER	384.76
\$HRPAYJNL	F 20/11/2020	SGC COMPULSORY - EMPLOYER	634.02
\$HRPAYJNL	F 20/11/2020	SGC COMPULSORY - EMPLOYER	1,092.69

# Payment Details by Invoice

# MUNICIPAL FUND



From Period 5      To Period 5      From Date 1/11/2020      To Date 30/11/2020

<i>Cheque/EFT Number</i>	<i>Payment Date</i>	<i>Payee</i>	<i>Payment Amount</i>
\$HRPAYJNL	F 20/11/2020	SGC COMPULSORY - EMPLOYER	3,822.21
\$HRPAYJNL	F 20/11/2020	SGC COMPULSORY - EMPLOYER	255.29
\$HRPAYJNL	F 20/11/2020	SGC COMPULSORY - EMPLOYER	599.01
\$HRPAYJNL	F 20/11/2020	SGC COMPULSORY - EMPLOYER	476.59
\$HRPAYJNL	F 20/11/2020	SGC COMPULSORY - EMPLOYER	2,067.59
\$HRPAYJNL	F 20/11/2020	SGC COMPULSORY - EMPLOYER	22.44
\$HRPAYJNL	F 20/11/2020	SGC COMPULSORY - EMPLOYER	1,027.41
\$HRPAYJNL	F 20/11/2020	SGC COMPULSORY - EMPLOYER	633.99
\$HRPAYJNL	F 20/11/2020	SGC COMPULSORY - EMPLOYER	368.56
\$HRPAYJNL	F 20/11/2020	SGC COMPULSORY - EMPLOYER	142.31
\$HRPAYJNL	F 20/11/2020	SGC COMPULSORY - EMPLOYER	354.85
\$HRPAYJNL	F 20/11/2020	SGC COMPULSORY - EMPLOYER	260.54
\$HRPAYJNL	F 20/11/2020	SGC COMPULSORY - EMPLOYER	31.42
\$HRPAYJNL	F 20/11/2020	SGC COMPULSORY - EMPLOYER	9,565.62
\$HRPAYJNL	F 20/11/2020	SGC COMPULSORY - EMPLOYER	1,346.72
\$HRPAYJNL	F 20/11/2020	SGC COMPULSORY - EMPLOYER	1,640.69
\$HRPAYJNL	F 20/11/2020	SGC COMPULSORY - EMPLOYER	1,150.71
\$HRPAYJNL	F 20/11/2020	SGC COMPULSORY - EMPLOYER	766.32
\$HRPAYJNL	F 20/11/2020	SGC COMPULSORY - EMPLOYER	184.73
\$HRPAYJNL	F 20/11/2020	SGC COMPULSORY - EMPLOYER	1,364.08
\$HRPAYJNL	F 20/11/2020	SGC COMPULSORY - EMPLOYER	1,002.94
\$HRPAYJNL	F 20/11/2020	SGC COMPULSORY - EMPLOYER	154.78
\$HRPAYJNL	F 20/11/2020	SGC COMPULSORY - EMPLOYER	20.16
\$HRPAYJNL	F 20/11/2020	SGC COMPULSORY - EMPLOYER	270.10
\$HRPAYJNL	F 20/11/2020	SGC COMPULSORY - EMPLOYER	363.75
\$HRPAYJNL	F 20/11/2020	SGC COMPULSORY - EMPLOYER	1,537.69
\$HRPAYJNL	F 20/11/2020	SGC COMPULSORY - EMPLOYER	1,340.73
\$HRPAYJNL	F 20/11/2020	SGC COMPULSORY - EMPLOYER	408.93
\$HRPAYJNL	F 20/11/2020	SGC COMPULSORY - EMPLOYER	835.83
\$HRPAYJNL	F 20/11/2020	SGC COMPULSORY - EMPLOYER	20.16
\$HRPAYJNL	F 20/11/2020	SGC COMPULSORY - EMPLOYER	20.16
\$HRPAYJNL	F 20/11/2020	SGC COMPULSORY - EMPLOYER	4,262.64
\$HRPAYJNL	F 20/11/2020	SGC COMPULSORY - EMPLOYER	1,197.36
\$HRPAYJNL	F 20/11/2020	5% COUNCIL MATCHED COMPANY CONTRIBUTION	194.53
\$HRPAYJNL	F 20/11/2020	5% COUNCIL MATCHED COMPANY CONTRIBUTION	464.13
\$HRPAYJNL	F 20/11/2020	5% COUNCIL MATCHED COMPANY CONTRIBUTION	130.08
\$HRPAYJNL	F 20/11/2020	5% COUNCIL MATCHED COMPANY CONTRIBUTION	225.89

# Payment Details by Invoice

# MUNICIPAL FUND



From Period 5      To Period 5  
 From Date 1/11/2020      To Date 30/11/2020

<i>Cheque/EFT Number</i>	<i>Payment Date</i>	<i>Payee</i>	<i>Payment Amount</i>
\$HRPAYJNL	F 20/11/2020	5% COUNCIL MATCHED COMPANY CONTRIBUTION	1,333.40
\$HRPAYJNL	F 20/11/2020	5% COUNCIL MATCHED COMPANY CONTRIBUTION	144.84
\$HRPAYJNL	F 20/11/2020	5% COUNCIL MATCHED COMPANY CONTRIBUTION	241.39
\$HRPAYJNL	F 20/11/2020	5% COUNCIL MATCHED COMPANY CONTRIBUTION	216.70
\$HRPAYJNL	F 20/11/2020	5% COUNCIL MATCHED COMPANY CONTRIBUTION	638.08
\$HRPAYJNL	F 20/11/2020	5% COUNCIL MATCHED COMPANY CONTRIBUTION	433.40
\$HRPAYJNL	F 20/11/2020	5% COUNCIL MATCHED COMPANY CONTRIBUTION	176.40
\$HRPAYJNL	F 20/11/2020	5% COUNCIL MATCHED COMPANY CONTRIBUTION	374.02
\$HRPAYJNL	F 20/11/2020	5% COUNCIL MATCHED COMPANY CONTRIBUTION	1,302.32
\$HRPAYJNL	F 20/11/2020	5% COUNCIL MATCHED COMPANY CONTRIBUTION	428.89
\$HRPAYJNL	F 20/11/2020	5% COUNCIL MATCHED COMPANY CONTRIBUTION	280.29
\$HRPAYJNL	F 20/11/2020	5% COUNCIL MATCHED COMPANY CONTRIBUTION	192.58
\$HRPAYJNL	F 20/11/2020	5% COUNCIL MATCHED COMPANY CONTRIBUTION	251.37
\$HRPAYJNL	F 20/11/2020	5% COUNCIL MATCHED COMPANY CONTRIBUTION	116.86
\$HRPAYJNL	F 20/11/2020	5% COUNCIL MATCHED COMPANY CONTRIBUTION	216.70
\$HRPAYJNL	F 20/11/2020	5% COUNCIL MATCHED COMPANY CONTRIBUTION	198.44
\$HRPAYJNL	F 20/11/2020	5% COUNCIL MATCHED COMPANY CONTRIBUTION	192.58
\$HRPAYJNL	F 20/11/2020	5% COUNCIL MATCHED COMPANY CONTRIBUTION	152.21
\$HRPAYJNL	F 20/11/2020	5% COUNCIL MATCHED COMPANY CONTRIBUTION	1,122.83
\$HRPAYJNL	F 20/11/2020	5% COUNCIL MATCHED COMPANY CONTRIBUTION	241.39
\$HRPAYJNL	F 20/11/2020	5% COUNCIL MATCHED COMPANY CONTRIBUTION	51.33
\$HRPAYJNL	F 20/11/2020	5% COUNCIL MATCHED COMPANY CONTRIBUTION	128.84
\$HRPAYJNL	F 20/11/2020	5% COUNCIL MATCHED COMPANY CONTRIBUTION	57.31
\$HRPAYJNL	F 20/11/2020	5% COUNCIL MATCHED COMPANY CONTRIBUTION	368.63
\$HRPAYJNL	F 20/11/2020	5% COUNCIL MATCHED COMPANY CONTRIBUTION	147.77
\$HRPAYJNL	F 20/11/2020	5% COUNCIL MATCHED COMPANY CONTRIBUTION	116.72
\$HRPAYJNL	F 20/11/2020	5% COUNCIL MATCHED COMPANY CONTRIBUTION	526.93
\$HRPAYJNL	F 20/11/2020	5% COUNCIL MATCHED COMPANY CONTRIBUTION	164.61
\$HRPAYJNL	F 20/11/2020	5% COUNCIL MATCHED COMPANY CONTRIBUTION	200.29
\$HRPAYJNL	F 20/11/2020	5% COUNCIL MATCHED COMPANY CONTRIBUTION	35.54
\$HRPAYJNL	F 20/11/2020	5% COUNCIL MATCHED COMPANY CONTRIBUTION	264.91
\$HRPAYJNL	F 20/11/2020	5% COUNCIL MATCHED COMPANY CONTRIBUTION	246.93
\$HRPAYJNL	F 20/11/2020	5% COUNCIL MATCHED COMPANY CONTRIBUTION	379.33
\$HRPAYJNL	F 20/11/2020	5% COUNCIL MATCHED COMPANY CONTRIBUTION	83.67
\$HRPAYJNL	F 20/11/2020	5% COUNCIL MATCHED COMPANY CONTRIBUTION	194.53
\$HRPAYJNL	F 20/11/2020	5% COUNCIL MATCHED COMPANY CONTRIBUTION	606.32
\$HRPAYJNL	F 20/11/2020	5% COUNCIL MATCHED COMPANY CONTRIBUTION	91.05

# Payment Details by Invoice

# MUNICIPAL FUND



From Period 5      To Period 5      From Date 1/11/2020      To Date 30/11/2020

<i>Cheque/EFT Number</i>	<i>Payment Date</i>	<i>Payee</i>	<i>Payment Amount</i>
\$HRPAYJNL	F 20/11/2020	5% COUNCIL MATCHED COMPANY CONTRIBUTION	121.36
\$HRPAYJNL	F 20/11/2020	5% COUNCIL MATCHED COMPANY CONTRIBUTION	1,640.97
\$HRPAYJNL	F 20/11/2020	5% COUNCIL MATCHED COMPANY CONTRIBUTION	134.37
\$HRPAYJNL	F 20/11/2020	5% COUNCIL MATCHED COMPANY CONTRIBUTION	121.58
\$HRPAYJNL	F 20/11/2020	5% COUNCIL MATCHED COMPANY CONTRIBUTION	121.58
\$HRPAYJNL	F 20/11/2020	5% COUNCIL MATCHED COMPANY CONTRIBUTION	31.12
\$HRPAYJNL	F 20/11/2020	5% COUNCIL MATCHED COMPANY CONTRIBUTION	120.61
\$HRPAYJNL	F 20/11/2020	5% COUNCIL MATCHED COMPANY CONTRIBUTION	564.45
\$HRPAYJNL	F 20/11/2020	5% COUNCIL MATCHED COMPANY CONTRIBUTION	140.06
\$HRPAYJNL	F 20/11/2020	5% COUNCIL MATCHED COMPANY CONTRIBUTION	546.95
\$HRPAYJNL	F 20/11/2020	5% COUNCIL MATCHED COMPANY CONTRIBUTION	46.89
\$HRPAYJNL	F 20/11/2020	5% COUNCIL MATCHED COMPANY CONTRIBUTION	58.36
\$HRPAYJNL	F 20/11/2020	5% COUNCIL MATCHED COMPANY CONTRIBUTION	555.03
\$HRPAYJNL	F 20/11/2020	5% COUNCIL MATCHED COMPANY CONTRIBUTION	10.61
\$HRPAYJNL	F 20/11/2020	5% COUNCIL MATCHED COMPANY CONTRIBUTION	10.61
\$HRPAYJNL	F 20/11/2020	5% COUNCIL MATCHED COMPANY CONTRIBUTION	485.63
\$HRPAYJNL	F 20/11/2020	5% COUNCIL MATCHED COMPANY CONTRIBUTION	102.11
\$HRPAYJNL	F 20/11/2020	5% COUNCIL MATCHED COMPANY CONTRIBUTION	3,408.41
\$HRPAYJNL	F 20/11/2020	5% COUNCIL MATCHED COMPANY CONTRIBUTION	194.53
\$HRPAYJNL	F 20/11/2020	5% COUNCIL MATCHED COMPANY CONTRIBUTION	36.68
\$HRPAYJNL	F 20/11/2020	5% COUNCIL MATCHED COMPANY CONTRIBUTION	194.53
\$HRPAYJNL	F 20/11/2020	5% COUNCIL MATCHED COMPANY CONTRIBUTION	1,145.24
\$HRPAYJNL	F 20/11/2020	5% COUNCIL MATCHED COMPANY CONTRIBUTION	286.66
\$HRPAYJNL	F 20/11/2020	5% COUNCIL MATCHED COMPANY CONTRIBUTION	349.01
\$HRPAYJNL	F 20/11/2020	5% COUNCIL MATCHED COMPANY CONTRIBUTION	10.61
\$HRPAYJNL	F 20/11/2020	5% COUNCIL MATCHED COMPANY CONTRIBUTION	655.40
\$HRPAYJNL	F 20/11/2020	5% COUNCIL MATCHED COMPANY CONTRIBUTION	387.02
\$HRPAYJNL	F 20/11/2020	5% COUNCIL MATCHED COMPANY CONTRIBUTION	10.61
\$HRPAYJNL	F 20/11/2020	5% COUNCIL MATCHED COMPANY CONTRIBUTION	345.79
\$HRPAYJNL	F 20/11/2020	5% COUNCIL MATCHED COMPANY CONTRIBUTION	35.52
\$HRPAYJNL	F 20/11/2020	5% COUNCIL MATCHED COMPANY CONTRIBUTION	1,701.72
\$HRPAYJNL	F 20/11/2020	5% COUNCIL MATCHED COMPANY CONTRIBUTION	10.61
\$HRPAYJNL	F 20/11/2020	5% COUNCIL MATCHED COMPANY CONTRIBUTION	456.48
\$HRPAYJNL	EF 20/11/2020	EMPLOYEE CONTRIBUTION - PRETAX (%)	1,028.69
\$HRPAYJNL	EF 20/11/2020	CC SCHEME EMPLOYEE CONTRIBUTION - PRETAX	3,679.81
\$HRPAYJNL	EF 20/11/2020	CC SCHEME EMPLOYEE CONTRIBUTION - POSTTA	1,848.97
\$HRPAYJNL	EF 20/11/2020	SGC COMPULSORY - EMPLOYER	2,737.21



# Payment Details by Invoice

# MUNICIPAL FUND



From Period 5      To Period 5      From Date 1/11/2020      To Date 30/11/2020

<i>Cheque/EFT Number</i>	<i>Payment Date</i>	<i>Payee</i>	<i>Payment Amount</i>
\$HRPAYJNL	EF 20/11/2020	SGC COMPULSORY - EMPLOYER	1,043.01
\$HRPAYJNL	EF 20/11/2020	SGC COMPULSORY - EMPLOYER	280.76
\$HRPAYJNL	EF 20/11/2020	SGC COMPULSORY - EMPLOYER	219.47
\$HRPAYJNL	EF 20/11/2020	SGC COMPULSORY - EMPLOYER	588.34
\$HRPAYJNL	EF 20/11/2020	SGC COMPULSORY - EMPLOYER	2,718.76
\$HRPAYJNL	EF 20/11/2020	SGC COMPULSORY - EMPLOYER	1,211.16
\$HRPAYJNL	EF 20/11/2020	SGC COMPULSORY - EMPLOYER	602.34
\$HRPAYJNL	EF 20/11/2020	SGC COMPULSORY - EMPLOYER	2,853.81
\$HRPAYJNL	EF 20/11/2020	SGC COMPULSORY - EMPLOYER	294.87
\$HRPAYJNL	EF 20/11/2020	SGC COMPULSORY - EMPLOYER	1,770.80
\$HRPAYJNL	EF 20/11/2020	SGC COMPULSORY - EMPLOYER	8,184.39
\$HRPAYJNL	EF 20/11/2020	SGC COMPULSORY - EMPLOYER	932.53
\$HRPAYJNL	EF 20/11/2020	SGC COMPULSORY - EMPLOYER	2,883.61
\$HRPAYJNL	EF 20/11/2020	SGC COMPULSORY - EMPLOYER	1,546.40
\$HRPAYJNL	EF 20/11/2020	5% COUNCIL MATCHED COMPANY CONTRIBUTION	509.97
\$HRPAYJNL	EF 20/11/2020	5% COUNCIL MATCHED COMPANY CONTRIBUTION	271.30
\$HRPAYJNL	EF 20/11/2020	5% COUNCIL MATCHED COMPANY CONTRIBUTION	401.08
\$HRPAYJNL	EF 20/11/2020	5% COUNCIL MATCHED COMPANY CONTRIBUTION	548.95
\$HRPAYJNL	EF 20/11/2020	5% COUNCIL MATCHED COMPANY CONTRIBUTION	309.65
\$HRPAYJNL	EF 20/11/2020	5% COUNCIL MATCHED COMPANY CONTRIBUTION	1,409.68
\$HRPAYJNL	EF 20/11/2020	5% COUNCIL MATCHED COMPANY CONTRIBUTION	246.52
\$HRPAYJNL	EF 20/11/2020	5% COUNCIL MATCHED COMPANY CONTRIBUTION	155.20
\$HRPAYJNL	EF 20/11/2020	5% COUNCIL MATCHED COMPANY CONTRIBUTION	319.85
\$HRPAYJNL	EF 20/11/2020	5% COUNCIL MATCHED COMPANY CONTRIBUTION	960.85
\$HRPAYJNL	EF 20/11/2020	5% COUNCIL MATCHED COMPANY CONTRIBUTION	524.61
\$HRPAYJNL	EF 20/11/2020	5% COUNCIL MATCHED COMPANY CONTRIBUTION	563.31
\$HRPAYJNL	F 20/11/2020	EMPLOYEE CONTRIBUTION - PRETAX (%)	80.96
\$HRPAYJNL	F 20/11/2020	CC SCHEME EMPLOYEE CONTRIBUTION - PRETAX	278.84
\$HRPAYJNL	F 20/11/2020	SGC COMPULSORY - EMPLOYER	122.01
\$HRPAYJNL	F 20/11/2020	SGC COMPULSORY - EMPLOYER	130.07
\$HRPAYJNL	F 20/11/2020	SGC COMPULSORY - EMPLOYER	310.82
\$HRPAYJNL	F 20/11/2020	5% COUNCIL MATCHED COMPANY CONTRIBUTION	64.22
\$HRPAYJNL	F 20/11/2020	5% COUNCIL MATCHED COMPANY CONTRIBUTION	68.46
\$HRPAYJNL	F 20/11/2020	5% COUNCIL MATCHED COMPANY CONTRIBUTION	163.59

# Payment Details by Invoice

# MUNICIPAL FUND



From Period 5 To Period 5 From Date 1/11/2020 To Date 30/11/2020

<i>Cheque/EFT Number</i>	<i>Payment Date</i>	<i>Payee</i>						<i>Payment Amount</i>
209992	26/11/2020	MCLEODS BARRISTERS AND SOLICITORS						6,470.30
		<i>Invoice Number</i>	<i>Payment Details</i>	<i>Amount</i>	<i>Discount</i>	<i>Retention</i>	<i>PPS</i>	
		\$APINVCE 116334	ANNUAL FINANCIAL AUDIT CONFIRMATION 2019	176.00				
		\$APINVCE 115979	WITHDRAWAL OF CAVEATS AND NEW CAVEAT	380.25				
		\$APINVCE 115980	WITHDRAWAL OF CAVEATS AND NEW CAVEAT	383.55				
		\$APINVCE 115987	WITHDRAWAL OF CAVEATS AND NEW CAVEAT	30.50				
		\$APINVCE 116167	ELECTED MEMBER TRAINING	5,500.00				
209993	26/11/2020	ELECTRICITY GENERATION AND RETAIL CORPORATION						2,885.97
		<i>Invoice Number</i>	<i>Payment Details</i>	<i>Amount</i>	<i>Discount</i>	<i>Retention</i>	<i>PPS</i>	
		\$APINVCE 910302350	LOT 135 ABERDEEN ST NORTHBRIDGE	469.68				
		\$APINVCE 275104180	700 WELLINGTON STREET PERTH	400.50				
		\$APINVCE 344176730	U 2 110 WELLINGTON STREET EAST PERTH	147.25				
		\$APINVCE 344176920	U 1 110 WELLINGTON ST EAST PERTH	1,492.45				
		\$APINVCE 345165690	LOT 9003 CITY FARM PLACE EAST PERTH	376.09				
209994	26/11/2020	ENIGMA BUSINESS PRODUCTS PTY LTD						4,180.00
		<i>Invoice Number</i>	<i>Payment Details</i>	<i>Amount</i>	<i>Discount</i>	<i>Retention</i>	<i>PPS</i>	
		\$APINVCE 157324	BACK-UP TAPES AND CLEANING TAPES WITH LA	4,180.00				
209995	26/11/2020	HERBERT SMITH FREEHILLS						7,214.32
		<i>Invoice Number</i>	<i>Payment Details</i>	<i>Amount</i>	<i>Discount</i>	<i>Retention</i>	<i>PPS</i>	
		\$APINVCE 51020055	ADDITIONAL LEGAL FEES - LEASE RENEWALS	6,113.00				
		\$APINVCE 51019849	DRAFTING THREE LEASES - FRANK POETA/JENN	1,101.32				
209996	26/11/2020	AUSTRALIAN HVAC SERVICES						8,494.32
		<i>Invoice Number</i>	<i>Payment Details</i>	<i>Amount</i>	<i>Discount</i>	<i>Retention</i>	<i>PPS</i>	
		\$APINVCE 58148	HVAC REACTIVE MAINTENANCE/ QUOTED WORKS	8,494.32				
209997	26/11/2020	THE TRUSTEE FOR ABSOLUTE BALANCE UNIT TRUST T/ AS						1,320.00
		<i>Invoice Number</i>	<i>Payment Details</i>	<i>Amount</i>	<i>Discount</i>	<i>Retention</i>	<i>PPS</i>	
		\$APINVCE INV-4614	MANUAL HANDLING TRAINING FOR LIBRARY STA	1,320.00				
209998	26/11/2020	HORIZON WEST LANDSCAPE & IRRIGATION PTY LTD						12,297.82
		<i>Invoice Number</i>	<i>Payment Details</i>	<i>Amount</i>	<i>Discount</i>	<i>Retention</i>	<i>PPS</i>	
		\$APINVCE 00006721	EXCAVATOR AND OPERATOR - NARROWS MAINLIN	720.01				
		\$APINVCE 00006716	ROD EVANS IRRIGATION UPGRADE (20/21 CAPI	11,577.81				



# Payment Details by Invoice

# MUNICIPAL FUND



From Period 5 To Period 5 From Date 1/11/2020 To Date 30/11/2020

<i>Cheque/EFT Number</i>	<i>Payment Date</i>	<i>Payee</i>					<i>Payment Amount</i>
209999	26/11/2020	JESSICA ALICE BOYCE					1,280.00
		<i>Invoice Number</i>	<i>Payment Details</i>	<i>Amount</i>	<i>Discount</i>	<i>Retention</i>	<i>PPS</i>
		\$APINVCE 202003	CURATORIAL SERVICES FOR COUNCIL HOUSE DI	1,280.00			
210000	26/11/2020	REVELATION PERTH INTERNATIONAL FILM FESTIVAL INC					5,500.00
		<i>Invoice Number</i>	<i>Payment Details</i>	<i>Amount</i>	<i>Discount</i>	<i>Retention</i>	<i>PPS</i>
		\$APINVCE 2011104X4	ARTS AND CULTURE QRG - REVELATION PERTH	5,500.00			
210001	26/11/2020	IBC DIGITAL					1,090.04
		<i>Invoice Number</i>	<i>Payment Details</i>	<i>Amount</i>	<i>Discount</i>	<i>Retention</i>	<i>PPS</i>
		\$APINVCE 14888	CPP WEBSITE AND MOBILE APP SUPPORT	1,090.04			
210002	26/11/2020	BUNGAREE LAUNDRY SERVICES					381.92
		<i>Invoice Number</i>	<i>Payment Details</i>	<i>Amount</i>	<i>Discount</i>	<i>Retention</i>	<i>PPS</i>
		\$APINVCE 00050598	BUNGAREE -COP CATERING LINEN SUPPLY	209.55			
		\$APINVCE 00050680	BUNGAREE -COP CATERING LINEN SUPPLY	88.00			
		\$APINVCE 00050656	BUNGAREE -COP CATERING LINEN SUPPLY	84.37			
210003	26/11/2020	BROWNES FOODS OPERATIONS PTY LTD					107.48
		<i>Invoice Number</i>	<i>Payment Details</i>	<i>Amount</i>	<i>Discount</i>	<i>Retention</i>	<i>PPS</i>
		\$APINVCE 15674836	DEPOT WEEKLY MILK DELIVERY 1 JULY 2020 -	107.48			
210004	26/11/2020	ODTREND PTY LTD T/AS OUTDOOR COUNTERS AUSTRALIA					450.00
		<i>Invoice Number</i>	<i>Payment Details</i>	<i>Amount</i>	<i>Discount</i>	<i>Retention</i>	<i>PPS</i>
		\$APINVCE INV-0006	BARRACK ST COUNTER SITE: ECO-VISIO PROFE	450.00			
210005	26/11/2020	AUSTRALIAN INSTITUTE OF MANAGEMENT					2,008.00
		<i>Invoice Number</i>	<i>Payment Details</i>	<i>Amount</i>	<i>Discount</i>	<i>Retention</i>	<i>PPS</i>
		\$APINVCE 7125392	TRAINING FOR ABERCROMBY KAREN (DEC 2020)	1,040.00			
		\$APINVCE 7125385	TRAINING FOR ABERCROMBY KAREN (DEC 2020)	968.00			
210006	26/11/2020	COMPELLING ECONOMICS PTY LTD T/AS REMPLAN					10,945.00
		<i>Invoice Number</i>	<i>Payment Details</i>	<i>Amount</i>	<i>Discount</i>	<i>Retention</i>	<i>PPS</i>
		\$APINVCE INV3031	LIFE SCIENCES ECONOMIC IMPACT REPORT	10,945.00			

# Payment Details by Invoice

# MUNICIPAL FUND



From Period 5      To Period 5      From Date 1/11/2020      To Date 30/11/2020

<i>Cheque/EFT Number</i>	<i>Payment Date</i>	<i>Payee</i>					<i>Payment Amount</i>
210007	26/11/2020	AUSTRALIAN RED CROSS SOCIETY T/AS AUSTRALIAN RED					2,090.00
		<i>Invoice Number</i>	<i>Payment Details</i>	<i>Amount</i>	<i>Discount</i>	<i>Retention</i>	<i>PPS</i>
		\$APINVCE 10172703	QUOTE - KAREN EDMEADES	2,090.00			
210008	26/11/2020	AUSTRALIAN SERVICES UNION					440.30
		<i>Invoice Number</i>	<i>Payment Details</i>	<i>Amount</i>	<i>Discount</i>	<i>Retention</i>	<i>PPS</i>
		\$HRPAYJNL F 20/11/2020	AUSTRALIAN SERVICES UNION	414.40			
		\$HRPAYJNL EF 20/11/2020	AUSTRALIAN SERVICES UNION	25.90			
210009	26/11/2020	AUSTRALIA POST					2,283.10
		<i>Invoice Number</i>	<i>Payment Details</i>	<i>Amount</i>	<i>Discount</i>	<i>Retention</i>	<i>PPS</i>
		\$APINVCE 9485213	OVER THE COUNTER TRANSACTION FEES - RATE	2,283.10			
210010	26/11/2020	MARK REISINGER T/AS MFR AUTOELECTRICS					5,145.47
		<i>Invoice Number</i>	<i>Payment Details</i>	<i>Amount</i>	<i>Discount</i>	<i>Retention</i>	<i>PPS</i>
		\$APINVCE 1920	CALL OUT TO RECTIFY FAULTS IN RUBBISH TR	296.63			
		\$APINVCE 1921	CALL OUT TO RECTIFY FAULTS IN RUBBISH TR	649.24			
		\$APINVCE 1922	CALL OUT TO RECTIFY FAULTS IN RUBBISH TR	306.95			
		\$APINVCE 1923	CALL OUT TO RECTIFY FAULTS IN RUBBISH TR	122.60			
		\$APINVCE 1924	CALL OUT TO RECTIFY FAULTS IN RUBBISH TR	488.87			
		\$APINVCE 1925	CALL OUT TO RECTIFY FAULTS IN RUBBISH TR	214.13			
		\$APINVCE 1926	CALL OUT TO RECTIFY FAULTS IN RUBBISH TR	1,793.89			
		\$APINVCE 1927	CALL OUT TO RECTIFY FAULTS IN RUBBISH TR	50.30			
		\$APINVCE 1928	CALL OUT TO RECTIFY FAULTS IN RUBBISH TR	318.29			
		\$APINVCE 1929	CALL OUT TO RECTIFY FAULTS IN RUBBISH TR	77.80			
		\$APINVCE 1930	CALL OUT TO RECTIFY FAULTS IN RUBBISH TR	368.59			
		\$APINVCE 1931	CALL OUT TO RECTIFY FAULTS IN RUBBISH TR	201.19			
		\$APINVCE 1932	CALL OUT TO RECTIFY FAULTS IN RUBBISH TR	256.99			

# Payment Details by Invoice

# MUNICIPAL FUND




From Period 5 To Period 5 From Date 1/11/2020 To Date 30/11/2020

<i>Cheque/EFT Number</i>	<i>Payment Date</i>	<i>Payee</i>						<i>Payment Amount</i>
210011	26/11/2020	THE BRAND AGENCY						30,202.70
		<u>Invoice Number</u>	<u>Payment Details</u>	<u>Amount</u>	<u>Discount</u>	<u>Retention</u>	<u>PPS</u>	
		\$APINVCE 245137	SPRING MEDIA PLACEMENTS - FEE	9,334.60				
		\$APINVCE 245645	SPRING MEDIA PLACEMENTS - FEE	1,540.00				
		\$APINVCE 245646	SPRING MEDIA PLACEMENTS - FEE	1,151.70				
		\$APINVCE 245647	CPP OCT NOV CAMPAIGN - DIGITAL MEDIA	2,200.00				
		\$APINVCE 245648	CPP OCT NOV CAMPAIGN - DIGITAL MEDIA	220.00				
		\$APINVCE 245649	CPP OCT NOV CAMPAIGN - DIGITAL MEDIA	1,346.40				
		\$APINVCE 245642	ALWAYS ON - SEPT - DIGITAL MEDIA	440.00				
		\$APINVCE 245640	ALWAYS ON - SEPT - DIGITAL MEDIA	13,970.00				
210012	26/11/2020	WRC MECHANICAL WA						1,551.00
		<u>Invoice Number</u>	<u>Payment Details</u>	<u>Amount</u>	<u>Discount</u>	<u>Retention</u>	<u>PPS</u>	
		\$APINVCE 4084	ANNUAL TRUCK WHEEL ALIGNMENTS AT DEPOT -	1,551.00				
210013	26/11/2020	FLEETCARE PTY LTD						13,480.94
		<u>Invoice Number</u>	<u>Payment Details</u>	<u>Amount</u>	<u>Discount</u>	<u>Retention</u>	<u>PPS</u>	
		\$APINVCE 650426	FLEETCARE COSTS OCT 20	13,480.94				
210014	26/11/2020	ROWSON'S PLUMBING SERVICES PTY LTD						437.89
		<u>Invoice Number</u>	<u>Payment Details</u>	<u>Amount</u>	<u>Discount</u>	<u>Retention</u>	<u>PPS</u>	
		\$APINVCE 818318	INVESTIGATE GAS LEAK AT BBQ	437.89				
210015	26/11/2020	SELENE HOLDINGS PTY LTD T/AS THE BLINDS GALLERY						230.00
		<u>Invoice Number</u>	<u>Payment Details</u>	<u>Amount</u>	<u>Discount</u>	<u>Retention</u>	<u>PPS</u>	
		\$APINVCE O-29947	ROLLER BLIND MAIN STORES	230.00				
210016	26/11/2020	ALLMAKES PTY LTD T/AS BRANDWORX AUSTRALIA						211.59
		<u>Invoice Number</u>	<u>Payment Details</u>	<u>Amount</u>	<u>Discount</u>	<u>Retention</u>	<u>PPS</u>	
		\$APINVCE 727268	UNIFORM PARKING INFORMATION OFFICERS & P	211.59				
210017	26/11/2020	COMEDY LOUNGE PTY LTD T/AS COMEDY LOUNGE						5,500.00
		<u>Invoice Number</u>	<u>Payment Details</u>	<u>Amount</u>	<u>Discount</u>	<u>Retention</u>	<u>PPS</u>	
		\$APINVCE 33	20 21 SMALL BUSINESS GRANT COMEDY LOUNGE	5,500.00				

# Payment Details by Invoice

# MUNICIPAL FUND




From Period 5      To Period 5  
 From Date 1/11/2020      To Date 30/11/2020

<i>Cheque/EFT Number</i>	<i>Payment Date</i>	<i>Payee</i>						<i>Payment Amount</i>
210018	26/11/2020	WINC AUSTRALIA PTY PTD						1,344.52
		<i>Invoice Number</i>	<i>Payment Details</i>	<i>Amount</i>	<i>Discount</i>	<i>Retention</i>	<i>PPS</i>	
		\$APINVCE 9034251028	COMMUNITY DEVELOPMENT ALLIANCE	136.54				
		\$APINVCE 9034254813	ICT SERVICES UNIT - BLANKET ORDER FOR ST	351.63				
		\$APINVCE 9034249224	LEVEL 4 STATIONERY, CLEANING AND KITCHEN	222.83				
		\$APINVCE 9034307183	CEO ALLIANCE STATIONERY 2020-21	599.89				
		\$APINVCE 9034309346	ICT SERVICES UNIT - BLANKET ORDER FOR ST	18.96				
		\$APINVCE 9034242099	20/21 STATIONERY AND OFFICE SUPPLIES - G	14.67				
210019	26/11/2020	EDUCA LIMITED						103.40
		<i>Invoice Number</i>	<i>Payment Details</i>	<i>Amount</i>	<i>Discount</i>	<i>Retention</i>	<i>PPS</i>	
		\$APINVCE INV-17904	ONLINE PORTFOLIOS ONLY COMPANY WITH IT'S	103.40				
210020	26/11/2020	HOBAN RECRUITMENT						15,949.71
		<i>Invoice Number</i>	<i>Payment Details</i>	<i>Amount</i>	<i>Discount</i>	<i>Retention</i>	<i>PPS</i>	
		\$APINVCE H50036	HOBAN - LABOUR HIRE 20/21	5,452.39				
		\$APINVCE H50037	DEPOT WORKSHOP TA LABOUR HIRE FOR TA JES	2,121.70				
		\$APINVCE H50039	SUPPLY OF CARPENTER PATRICK O'CONNOR FRO	1,926.17				
		\$APINVCE H50034	ELECTRICAL ENGINEER TEMP	2,792.63				
		\$APINVCE H50038	CAATHERINE MEREDITH, SUPPORT OFFICER (EN	1,218.94				
		\$APINVCE H49520	CAATHERINE MEREDITH, SUPPORT OFFICER (EN	1,218.94				
		\$APINVCE H49812	CAATHERINE MEREDITH, SUPPORT OFFICER (EN	1,218.94				
210021	26/11/2020	JOELZ PTY LTD T/AS BAX SERVICES						9,845.00
		<i>Invoice Number</i>	<i>Payment Details</i>	<i>Amount</i>	<i>Discount</i>	<i>Retention</i>	<i>PPS</i>	
		\$APINVCE 00000255	CLAISEBROOK CHANNEL CLEANING SERVICE	9,845.00				
210022	26/11/2020	PHILIP WILSON						120.00
		<i>Invoice Number</i>	<i>Payment Details</i>	<i>Amount</i>	<i>Discount</i>	<i>Retention</i>	<i>PPS</i>	
		\$APINVCE PW10112020	TUESDAY MORNING SHOW 10 NOVEMBER 2020 -	120.00				
210023	26/11/2020	PLANT FORCE INVESTMENTS PTY LTD T/AS PLANTRITE						1,262.80
		<i>Invoice Number</i>	<i>Payment Details</i>	<i>Amount</i>	<i>Discount</i>	<i>Retention</i>	<i>PPS</i>	
		\$APINVCE 00033793	SUPPLY PLANTS PART OF QUOTE 30702	1,262.80				

# Payment Details by Invoice

# MUNICIPAL FUND



From Period 5      To Period 5  
 From Date 1/11/2020      To Date 30/11/2020

<i>Cheque/EFT Number</i>	<i>Payment Date</i>	<i>Payee</i>						<i>Payment Amount</i>
210024	26/11/2020	ENVIRO INFRASTRUCTURE PTY LTD						5,870.34
		<i>Invoice Number</i>	<i>Payment Details</i>	<i>Amount</i>	<i>Discount</i>	<i>Retention</i>	<i>PPS</i>	
		\$APINVCE 6186	STREET LIGHT MAINTENANCE REPAIR OF BASE	1,682.31				
		\$APINVCE 6000	TREE GRATE CUTTING/MODIFYING	2,880.82				
		\$APINVCE 6248	STREET LIGHT MAINTENANCE REPAIR OF BASE	1,307.21				
210025	26/11/2020	TAK SHUN DICKSON CHEUNG - TAKO PRINT SOLUTIONS						133.20
		<i>Invoice Number</i>	<i>Payment Details</i>	<i>Amount</i>	<i>Discount</i>	<i>Retention</i>	<i>PPS</i>	
		\$APINVCE INV-T15992	DELIVERY TO LEVEL 2, HISTORY CENTRE	133.20				
210026	26/11/2020	ARI (AUST) PTY LTD T/AS THE WORKERS SHOP						141.00
		<i>Invoice Number</i>	<i>Payment Details</i>	<i>Amount</i>	<i>Discount</i>	<i>Retention</i>	<i>PPS</i>	
		\$APINVCE TWS-25235-1	SUPPLY OF 3 X WORK JEANS FOR AARON EMERY	141.00				
210027	26/11/2020	INFRASTRUCTURE LOGIC PTY LTD						1,705.00
		<i>Invoice Number</i>	<i>Payment Details</i>	<i>Amount</i>	<i>Discount</i>	<i>Retention</i>	<i>PPS</i>	
		\$APINVCE INV-151445	SMART CITIES. OPEN DATA PORTAL DECOMMIS	1,705.00				
210028	26/11/2020	DRY CLEANING EXPRESS PTY LTD T/AS DRYCLEAN &						69.30
		<i>Invoice Number</i>	<i>Payment Details</i>	<i>Amount</i>	<i>Discount</i>	<i>Retention</i>	<i>PPS</i>	
		\$APINVCE 1997	DRY CLEANING FOR PARKING INFORMATION OFF	23.10				
		\$APINVCE 19999	DRY CLEANING EXPRESS : COP CATERING LAUN	46.20				
210029	26/11/2020	CHEVRON AUSTRALIA DOWNSTREAM FUELS PTY LTD						12,258.16
		<i>Invoice Number</i>	<i>Payment Details</i>	<i>Amount</i>	<i>Discount</i>	<i>Retention</i>	<i>PPS</i>	
		\$APINVCE ASIP1572046	SUPPLY & DELIVERY OF BULK FUEL TO CITY O	12,258.16				
210030	26/11/2020	T.J GREEN & D.A PARISH T/AS THE HYBRID MINDS						391.00
		<i>Invoice Number</i>	<i>Payment Details</i>	<i>Amount</i>	<i>Discount</i>	<i>Retention</i>	<i>PPS</i>	
		\$APINVCE 10193	SANTA COVID-19 MESSAGES	391.00				
210031	26/11/2020	TIMMOTHY PAUL KELLY						1,100.00
		<i>Invoice Number</i>	<i>Payment Details</i>	<i>Amount</i>	<i>Discount</i>	<i>Retention</i>	<i>PPS</i>	
		\$APINVCE 236972	CULTURAL PERFORMANCE AT LAUNCH OF THE EX	1,100.00				

# Payment Details by Invoice

# MUNICIPAL FUND



From Period 5      To Period 5  
 From Date 1/11/2020      To Date 30/11/2020

<i>Cheque/EFT Number</i>	<i>Payment Date</i>	<i>Payee</i>						<i>Payment Amount</i>
210032	26/11/2020	SHAYNE SILCOX T/A STRATEGIC LEADERSHIP CONSULTING						5,299.99
		<i>Invoice Number</i>	<i>Payment Details</i>	<i>Amount</i>	<i>Discount</i>	<i>Retention</i>	<i>PPS</i>	
		\$APINVCE 0024	EXECUTIVE PERFORMANCE REPORT	5,299.99				
210033	26/11/2020	NEVERFAIL SPRINGWATER LIMITED						46.80
		<i>Invoice Number</i>	<i>Payment Details</i>	<i>Amount</i>	<i>Discount</i>	<i>Retention</i>	<i>PPS</i>	
		\$APINVCE 993753	DRINKING WATER FOR PARKS CRIB ROOMS	46.80				
210034	26/11/2020	DULUXGROUP(AUSTRALIA)PTY LTD T/AS DULUX						118.55
		<i>Invoice Number</i>	<i>Payment Details</i>	<i>Amount</i>	<i>Discount</i>	<i>Retention</i>	<i>PPS</i>	
		\$APINVCE WC04-0318191	PAINT AND HARDWARE SUPPLIES FOR USE IN G	118.55				
210035	26/11/2020	GPC ASIA PACIFIC PTY LTD T/AS NAPA						1,007.60
		<i>Invoice Number</i>	<i>Payment Details</i>	<i>Amount</i>	<i>Discount</i>	<i>Retention</i>	<i>PPS</i>	
		\$APINVCE 1870046273	SERVICE KITS FOR RANGERS ANDS PARKS UTE	535.40				
		\$APINVCE 1870047858	NEW MUD GUARDS FOR PARKS TRAILER - MP405	66.00				
		\$APINVCE 1870040781	REVERSE ALARM 97 DECIBELS FOR NEW DEPOT	154.00				
		\$APINVCE 1870042050	SPECIAL 3 WAY KEY FOR OLEOLOGY + FILTERS	227.70				
		\$APINVCE 1870042131	SPECIAL 3 WAY KEY FOR OLEOLOGY + FILTERS	24.50				
210036	26/11/2020	CMAK TECHNOLOGIES PTY LTD T.AS CMAKTECH						5,402.77
		<i>Invoice Number</i>	<i>Payment Details</i>	<i>Amount</i>	<i>Discount</i>	<i>Retention</i>	<i>PPS</i>	
		\$APINVCE INV-0446	PUBLIC ADDRESS SYSTEM	5,402.77				
210037	26/11/2020	TRUSTEE FOR THE CHELMSFORD TRUST T/AS ST ANNE'S						117.00
		<i>Invoice Number</i>	<i>Payment Details</i>	<i>Amount</i>	<i>Discount</i>	<i>Retention</i>	<i>PPS</i>	
		\$APINVCE 00082333	PURCHASE A WREATH FOR REMEMBRANCE DAY	117.00				
210038	26/11/2020	THE LESTER PRIZE						11,000.00
		<i>Invoice Number</i>	<i>Payment Details</i>	<i>Amount</i>	<i>Discount</i>	<i>Retention</i>	<i>PPS</i>	
		\$APINVCE INV-0219	ART SPONSORSHIP LESTER PRIZE	11,000.00				
210039	26/11/2020	J.H. FLUID TRANSFER SOLUTIONS PTY LTD T/AS PIRTEK						131.09
		<i>Invoice Number</i>	<i>Payment Details</i>	<i>Amount</i>	<i>Discount</i>	<i>Retention</i>	<i>PPS</i>	
		\$APINVCE ML-T00037245	CALL TO THE CITY UNDER CROFT TO REPAIR B	131.09				

# Payment Details by Invoice

# MUNICIPAL FUND



From Period 5      To Period 5  
 From Date 1/11/2020      To Date 30/11/2020

<i>Cheque/EFT Number</i>	<i>Payment Date</i>	<i>Payee</i>					<i>Payment Amount</i>
210040	26/11/2020	THE GRIFFITH FAMILY TRUST T/AS SUPERSTOCK SERVICES					100.80
		<i>Invoice Number</i>	<i>Payment Details</i>	<i>Amount</i>	<i>Discount</i>	<i>Retention</i>	<i>PPS</i>
		\$APINVCE 40433212	FRUIT JUICE AND DAIRY PRODUCTS FOR THE C	50.40			
		\$APINVCE 40429794	FRUIT JUICE AND DAIRY PRODUCTS FOR THE C	50.40			
210041	26/11/2020	BIG ISSUE IN AUSTRALIA LIMITED T/AS THE BIG ISSUE					8,698.50
		<i>Invoice Number</i>	<i>Payment Details</i>	<i>Amount</i>	<i>Discount</i>	<i>Retention</i>	<i>PPS</i>
		\$APINVCE 00022357	THE COMMUNITY CENTRE SELLS THE BIG ISSUE	1,719.00			
		\$APINVCE 00022373	THE COMMUNITY CENTRE SELLS THE BIG ISSUE	1,759.50			
		\$APINVCE 00022428	THE COMMUNITY CENTRE SELLS THE BIG ISSUE	2,776.50			
		\$APINVCE 00022427	THE COMMUNITY CENTRE SELLS THE BIG ISSUE	2,443.50			
210042	26/11/2020	SELECT FRESH PTY LTD					268.00
		<i>Invoice Number</i>	<i>Payment Details</i>	<i>Amount</i>	<i>Discount</i>	<i>Retention</i>	<i>PPS</i>
		\$APINVCE 284028	FRUIT AND VEGETABLES	112.00			
		\$APINVCE 284163	FRUIT AND VEGETABLES	94.80			
		\$APINVCE 284241	FRUIT AND VEGETABLES	61.20			
210043	26/11/2020	CARDS4ALL PTY LTD					6,466.30
		<i>Invoice Number</i>	<i>Payment Details</i>	<i>Amount</i>	<i>Discount</i>	<i>Retention</i>	<i>PPS</i>
		\$APINVCE 00006373	EAST END REVITALISATION EFTPOS CARD PROC	6,466.30			
210044	26/11/2020	R11 PTY LTD T/AS R11 TECHNOLOGY					2,904.00
		<i>Invoice Number</i>	<i>Payment Details</i>	<i>Amount</i>	<i>Discount</i>	<i>Retention</i>	<i>PPS</i>
		\$APINVCE 37244	CISCO ISE UPGRADE	2,904.00			
210045	26/11/2020	303 MULLENLOWE AUSTRALIA PTY LTD T/AS 303					43,980.46
		<i>Invoice Number</i>	<i>Payment Details</i>	<i>Amount</i>	<i>Discount</i>	<i>Retention</i>	<i>PPS</i>
		\$APINVCE 5000747273	CHRISTMAS TVC TALENT ROLLOVER RODOSCOPE	43,980.46			
210046	26/11/2020	ACCESS ICON PTY LTD T/AS CASCADA GROUP					666.60
		<i>Invoice Number</i>	<i>Payment Details</i>	<i>Amount</i>	<i>Discount</i>	<i>Retention</i>	<i>PPS</i>
		\$APINVCE 10873	SUPPLY OF 1 X 803S9115D CVR&FRM 914 X	666.60			
210047	26/11/2020	SURJTEC PTY LTD T/AS HUGHANS SAW SERVICE					213.40
		<i>Invoice Number</i>	<i>Payment Details</i>	<i>Amount</i>	<i>Discount</i>	<i>Retention</i>	<i>PPS</i>
		\$APINVCE 723406	SHARPENING OF ASSORTED DEPOT WORKSHOP LA	213.40			

# Payment Details by Invoice

# MUNICIPAL FUND



From Period 5      To Period 5  
 From Date 1/11/2020      To Date 30/11/2020

<i>Cheque/EFT Number</i>	<i>Payment Date</i>	<i>Payee</i>						<i>Payment Amount</i>
210048	26/11/2020	ROOFORCE FACILITY SERVICES PTY LTD						6,490.00
		<i>Invoice Number</i>	<i>Payment Details</i>	<i>Amount</i>	<i>Discount</i>	<i>Retention</i>	<i>PPS</i>	
		\$APINVCE IV0000000806	ROO FORCE FACILITY SERVICES	3,245.00				
		\$APINVCE IV0000000816	ROO FORCE FACILITY SERVICES	3,245.00				
210049	26/11/2020	FULTON HOGAN INDUSTRIES PTY LTD						935.00
		<i>Invoice Number</i>	<i>Payment Details</i>	<i>Amount</i>	<i>Discount</i>	<i>Retention</i>	<i>PPS</i>	
		\$APINVCE 14558164RI	SUPPLY 15 X 20KG BAGS OF EZ ST POTHOLE R	935.00				
210050	26/11/2020	GPC ASIA PACIFIC PTY LTD T/AS COVS						660.00
		<i>Invoice Number</i>	<i>Payment Details</i>	<i>Amount</i>	<i>Discount</i>	<i>Retention</i>	<i>PPS</i>	
		\$APINVCE 1640249145	SUPPLY 2 X 20LTR LANOTEC TIMBER SEAL PLU	660.00				
210051	26/11/2020	DENSFORD CIVIL PTY LTD						1,422,893.40
		<i>Invoice Number</i>	<i>Payment Details</i>	<i>Amount</i>	<i>Discount</i>	<i>Retention</i>	<i>PPS</i>	
		\$APINVCE 13598	WELLINGTON SQUARE ENHANCEMENT PROJECT -	1,422,893.40				
210052	26/11/2020	COOCH CREATIVE PTY LTD						20,014.50
		<i>Invoice Number</i>	<i>Payment Details</i>	<i>Amount</i>	<i>Discount</i>	<i>Retention</i>	<i>PPS</i>	
		\$APINVCE 00001415	PRODUCTION OF CAMPAIGN ASSETS: 1. 30 SE	19,794.50				
		\$APINVCE 00001416	PPP WEBSITE ASSETS	220.00				
210053	26/11/2020	KOMPAN PLAYSCAPE PTY LTD						686.40
		<i>Invoice Number</i>	<i>Payment Details</i>	<i>Amount</i>	<i>Discount</i>	<i>Retention</i>	<i>PPS</i>	
		\$APINVCE SI218738	INSTALLATION FEE FOR HAROLD BOAS NEW NET	440.00				
		\$APINVCE SI218484	PLAYGROUND REPAIRS MARDALUP PARK AS PER	246.40				
210054	26/11/2020	JOAN CRAIGIE						8.10
		<i>Invoice Number</i>	<i>Payment Details</i>	<i>Amount</i>	<i>Discount</i>	<i>Retention</i>	<i>PPS</i>	
		\$APINVCE 13112020	RFD CRAFT SUPPLIERS	8.10				
210055	26/11/2020	PEGGY HOLLINGSWORTH						18.90
		<i>Invoice Number</i>	<i>Payment Details</i>	<i>Amount</i>	<i>Discount</i>	<i>Retention</i>	<i>PPS</i>	
		\$APINVCE 12112020	RFD CRAFT SUPPLIERS	18.90				



# Payment Details by Invoice

# MUNICIPAL FUND



From Period 5      To Period 5  
 From Date 1/11/2020      To Date 30/11/2020

<i>Cheque/EFT Number</i>	<i>Payment Date</i>	<i>Payee</i>						<i>Payment Amount</i>
210056	26/11/2020	DOREEN WHEELER						23.50
		<i>Invoice Number</i>	<i>Payment Details</i>	<i>Amount</i>	<i>Discount</i>	<i>Retention</i>	<i>PPS</i>	
		\$APINVCE	12112020	DOREEN WHEELER	23.50			
210057	26/11/2020	ELSIE MAY ALLAN						9.00
		<i>Invoice Number</i>	<i>Payment Details</i>	<i>Amount</i>	<i>Discount</i>	<i>Retention</i>	<i>PPS</i>	
		\$APINVCE	13112020	RFD CRAFT SUPPLIERS	9.00			
210058	26/11/2020	THE TRUSTEE FOR THE QUITO PTY LTD T/AS BENARA						517.00
		<i>Invoice Number</i>	<i>Payment Details</i>	<i>Amount</i>	<i>Discount</i>	<i>Retention</i>	<i>PPS</i>	
		\$APINVCE	264808	TREE PROCUREMENT - HAY ST AND IRWIN ST	517.00			
210059	26/11/2020	JOONDALUP WINDSCREENS PTY LTD						283.00
		<i>Invoice Number</i>	<i>Payment Details</i>	<i>Amount</i>	<i>Discount</i>	<i>Retention</i>	<i>PPS</i>	
		\$APINVCE	00047435	REPLACEMENT OF HIACE VAN WINDSCREEN DUE	283.00			
210060	26/11/2020	SOW FONG KHOO						9.90
		<i>Invoice Number</i>	<i>Payment Details</i>	<i>Amount</i>	<i>Discount</i>	<i>Retention</i>	<i>PPS</i>	
		\$APINVCE	13112020	RFD CRAFT SUPPLIERS	9.90			
210061	26/11/2020	SPECIALIST WHOLESALERS PTY LTD T/ AS TRUCKLINE						117.62
		<i>Invoice Number</i>	<i>Payment Details</i>	<i>Amount</i>	<i>Discount</i>	<i>Retention</i>	<i>PPS</i>	
		\$APINVCE	7121054	REPLACEMENT REAR MUD GUARD FOR SMALL	117.62			
210062	26/11/2020	SANDRA LESLEY HILL T/AS SANDRA HILL VISUAL ARTIST						55,000.00
		<i>Invoice Number</i>	<i>Payment Details</i>	<i>Amount</i>	<i>Discount</i>	<i>Retention</i>	<i>PPS</i>	
		\$APINVCE	051120	ART-WELLINGTON SQRE STOLEN GENERATION				
210063	26/11/2020	PERTH MATERIALS BLOWING PTY LTD						1,815.00
		<i>Invoice Number</i>	<i>Payment Details</i>	<i>Amount</i>	<i>Discount</i>	<i>Retention</i>	<i>PPS</i>	
		\$APINVCE	516	BLOW IN 11M3 ECLIPSE BOUTIQUE MULCH	1,815.00			
210064	26/11/2020	JAKE CORMACK GRIFFIN						2,745.00
		<i>Invoice Number</i>	<i>Payment Details</i>	<i>Amount</i>	<i>Discount</i>	<i>Retention</i>	<i>PPS</i>	
		\$APINVCE	202021	GRAPHIC DESIGN SERVICES FOR VINYL DECALS	1,980.00			
		\$APINVCE	202023	THE CITY AT CHRISTMAS DIGITAL ASSETS	765.00			

# Payment Details by Invoice

# MUNICIPAL FUND



From Period 5      To Period 5  
 From Date 1/11/2020      To Date 30/11/2020

<i>Cheque/EFT Number</i>	<i>Payment Date</i>	<i>Payee</i>						<i>Payment Amount</i>
210065	26/11/2020	THE MARTINEZ, THE EAST, THE WARAT, THE MARIN HWL						2,124.10
		<i>Invoice Number</i>	<i>Payment Details</i>	<i>Amount</i>	<i>Discount</i>	<i>Retention</i>	<i>PPS</i>	
		\$APINVCE	1172281	LEGAL ADVICE (ATTN: ERICA HARTLEY)	2,124.10			
210066	26/11/2020	THE TRUSTEE FOR PAM FAMILY TRUST T/AS						2,970.00
		<i>Invoice Number</i>	<i>Payment Details</i>	<i>Amount</i>	<i>Discount</i>	<i>Retention</i>	<i>PPS</i>	
		\$APINVCE	PAM087	MAINTENANCE FOR PUBLIC ART ASSETS -	2,970.00			
210067	26/11/2020	TYRES 4U PTY LIMITED						2,335.31
		<i>Invoice Number</i>	<i>Payment Details</i>	<i>Amount</i>	<i>Discount</i>	<i>Retention</i>	<i>PPS</i>	
		\$APINVCE	XX773874	NEW TYRES, PUNCTURE REPAIRS AND A/L CALL	387.20			
		\$APINVCE	XX773877	NEW TYRES, PUNCTURE REPAIRS AND A/L CALL	126.01			
		\$APINVCE	XX773878	NEW TYRES, PUNCTURE REPAIRS AND A/L CALL	176.62			
		\$APINVCE	XX773913	NEW TYRES, PUNCTURE REPAIRS AND A/L CALL	42.35			
		\$APINVCE	XX773957	NEW TYRES, PUNCTURE REPAIRS AND A/L CALL	406.18			
		\$APINVCE	XX774006	NEW TYRES, PUNCTURE REPAIRS AND A/L CALL	433.00			
		\$APINVCE	XX774009	NEW TYRES, PUNCTURE REPAIRS AND A/L CALL	763.95			
210068	26/11/2020	REBOUND WA INC T/AS REBOUND WA						5,500.00
		<i>Invoice Number</i>	<i>Payment Details</i>	<i>Amount</i>	<i>Discount</i>	<i>Retention</i>	<i>PPS</i>	
		\$APINVCE	00001261	EVENTS QRG PO FOR REBOUND WA - APPROVED	5,500.00			
210069	26/11/2020	BD GLOBAL ENTERPRISES PTY LTD						3,320.00
		<i>Invoice Number</i>	<i>Payment Details</i>	<i>Amount</i>	<i>Discount</i>	<i>Retention</i>	<i>PPS</i>	
		\$APINVCE	INV-0144	COUNCIL HOUSE LECTERN. - LEVEL 11	3,320.00			
210070	26/11/2020	COMMUNITY ARTS NETWORK OF WA T/AS CAN						16,500.00
		<i>Invoice Number</i>	<i>Payment Details</i>	<i>Amount</i>	<i>Discount</i>	<i>Retention</i>	<i>PPS</i>	
		\$APINVCE	00003884	ART GRANT FOR COMMUNITY ARTS NETWORK	16,500.00			
210071	26/11/2020	EMMA MADLE						3,000.00
		<i>Invoice Number</i>	<i>Payment Details</i>	<i>Amount</i>	<i>Discount</i>	<i>Retention</i>	<i>PPS</i>	
		\$CANCHQ	210071	EVENT QUICK RESPONSE GRANT - PERTH VEGAN	3,000.00			
210072	26/11/2020	JJE PRODUCTION TEAM PTY LTD						5,500.00
		<i>Invoice Number</i>	<i>Payment Details</i>	<i>Amount</i>	<i>Discount</i>	<i>Retention</i>	<i>PPS</i>	
		\$APINVCE	1020	SMALL BUSINESS GRANT 2020/21 - JJ'S LOUN	5,500.00			

# Payment Details by Invoice

# MUNICIPAL FUND



From Period 5      To Period 5  
 From Date 1/11/2020      To Date 30/11/2020

<i>Cheque/EFT Number</i>	<i>Payment Date</i>	<i>Payee</i>					<i>Payment Amount</i>
210073	26/11/2020	THE TRUSTEE FOR THE ROSE SUPERANNUATION FUND					292.31
		<i>Invoice Number</i>	<i>Payment Details</i>	<i>Amount</i>	<i>Discount</i>	<i>Retention</i>	<i>PPS</i>
		\$HRPAYJNL F 20/11/2020	SGC COMPULSORY - EMPLOYER	99.38			
		\$HRPAYJNL F 20/11/2020	SGC COMPULSORY - EMPLOYER	96.47			
		\$HRPAYJNL F 20/11/2020	SGC COMPULSORY - EMPLOYER	96.46			
210074	26/11/2020	CAPITARY NO.3 PTY LTD T/AS MIDLAND BRICK					4,555.32
		<i>Invoice Number</i>	<i>Payment Details</i>	<i>Amount</i>	<i>Discount</i>	<i>Retention</i>	<i>PPS</i>
		\$APINVCE 1816135	STORES STOCK	4,555.32			
210075	26/11/2020	BLUE COLLAR PEOPLE					21,276.06
		<i>Invoice Number</i>	<i>Payment Details</i>	<i>Amount</i>	<i>Discount</i>	<i>Retention</i>	<i>PPS</i>
		\$APINVCE 00149266	WAC DAYSHIFT BLUE COLLAR LABOUR COSTS -	10,642.85			
		\$APINVCE 00149265	LABOUR HIRE NIGHTSHIFT WE 1/11/20	8,497.69			
		\$APINVCE 00149317	SUPPLY OF TEAM LEADER CARPENTER JOHN CRE	2,135.52			
210076	26/11/2020	BLYTH ENTERPRISES PTY LTD					438.24
		<i>Invoice Number</i>	<i>Payment Details</i>	<i>Amount</i>	<i>Discount</i>	<i>Retention</i>	<i>PPS</i>
		\$APINVCE 140400	HEAVY DUTY CASTER WHEELS FOR SMALL STREE	438.24			
210077	26/11/2020	BOYA MARKET GARDEN EQUIPMENT PTY LTD					435.48
		<i>Invoice Number</i>	<i>Payment Details</i>	<i>Amount</i>	<i>Discount</i>	<i>Retention</i>	<i>PPS</i>
		\$APINVCE 89471/01	FILTERS FOR SERVICING PARKS KUBOTA UTILI	435.48			
210078	26/11/2020	BUNNINGS BUILDING SUPPLIES P/L					267.42
		<i>Invoice Number</i>	<i>Payment Details</i>	<i>Amount</i>	<i>Discount</i>	<i>Retention</i>	<i>PPS</i>
		\$APINVCE 2404/01163936	WASTE & CLEANING DAYSHIFT - SANITATION &	120.74			
		\$APINVCE 2404/01356490	STORES STOCK	88.38			
		\$APINVCE 2404/01308161	2 X YATES WEEDING APPLICATOR BRUSH	58.30			
210079	26/11/2020	CABCHARGE AUSTRALIA PTY LTD					494.10
		<i>Invoice Number</i>	<i>Payment Details</i>	<i>Amount</i>	<i>Discount</i>	<i>Retention</i>	<i>PPS</i>
		\$APINVCE 25079624P2010	CABCHARGE FOR COMMUNITY DEVELOPMENT	494.10			
210080	26/11/2020	CENTRECARE CORPORATE					49.50
		<i>Invoice Number</i>	<i>Payment Details</i>	<i>Amount</i>	<i>Discount</i>	<i>Retention</i>	<i>PPS</i>
		\$APINVCE 23475	CENTRECARE CORPORATE EAP PROGRAM	49.50			

# Payment Details by Invoice

# MUNICIPAL FUND



From Period 5      To Period 5  
 From Date 1/11/2020      To Date 30/11/2020

<i>Cheque/EFT Number</i>	<i>Payment Date</i>	<i>Payee</i>					<i>Payment Amount</i>
210081	26/11/2020	CFMEU MINING & ENERGY DIVISION					328.00
		<i>Invoice Number</i>	<i>Payment Details</i>	<i>Amount</i>	<i>Discount</i>	<i>Retention</i>	<i>PPS</i>
		\$HRPAYJNL F 20/11/2020	CFMEU	32.00			
		\$HRPAYJNL EF 20/11/2020	CFMEU	296.00			
210082	26/11/2020	CHILD SUPPORT AGENCY					1,801.35
		<i>Invoice Number</i>	<i>Payment Details</i>	<i>Amount</i>	<i>Discount</i>	<i>Retention</i>	<i>PPS</i>
		\$HRPAYJNL F 20/11/2020	ATO CHILD SUPPORT AGENCY	693.05			
		\$HRPAYJNL EF 20/11/2020	ATO CHILD SUPPORT AGENCY	1,108.30			
210083	26/11/2020	CITY OF PERTH STAFF SOCIAL CLUB					889.00
		<i>Invoice Number</i>	<i>Payment Details</i>	<i>Amount</i>	<i>Discount</i>	<i>Retention</i>	<i>PPS</i>
		\$HRPAYJNL EF 20/11/2020	SOCIAL CLUB	28.00			
		\$HRPAYJNL F 20/11/2020	SOCIAL CLUB	861.00			
210084	26/11/2020	CLASSIC TREE SERVICES					716.00
		<i>Invoice Number</i>	<i>Payment Details</i>	<i>Amount</i>	<i>Discount</i>	<i>Retention</i>	<i>PPS</i>
		\$APINVCE INV-32795	STREET TREE PRUNING, REMOVAL AND ARBORIC	716.00			
210085	26/11/2020	DARDANUP BUTCHERING UNIT TRUST T/AS DARDANUP					1,432.29
		<i>Invoice Number</i>	<i>Payment Details</i>	<i>Amount</i>	<i>Discount</i>	<i>Retention</i>	<i>PPS</i>
		\$APINVCE BL547643	MEAT DELIVERY FOR CHILD CARE	273.91			
		\$APINVCE BL547684	DARDANUP MEATS	513.93			
		\$APINVCE BL547881	DARDANUP MEATS	453.05			
		\$APINVCE BL548224	DARDANUP MEATS	191.40			
210086	26/11/2020	LANDGATE					1,117.56
		<i>Invoice Number</i>	<i>Payment Details</i>	<i>Amount</i>	<i>Discount</i>	<i>Retention</i>	<i>PPS</i>
		\$APINVCE 360527-1000042	LANDGATE - VALUATIONS, TITLE SEARCHES &	1,064.16			
		\$APINVCE 1039756	LANDGATE - VALUATIONS, TITLE SEARCHES &	26.70			
		\$APINVCE 1047760	LANDGATE - VALUATIONS, TITLE SEARCHES &	26.70			
210087	26/11/2020	DIAMOND LOCK & KEY					194.75
		<i>Invoice Number</i>	<i>Payment Details</i>	<i>Amount</i>	<i>Discount</i>	<i>Retention</i>	<i>PPS</i>
		\$APINVCE 257130	GROUND FLOOR	194.75			

# Payment Details by Invoice

# MUNICIPAL FUND



From Period 5      To Period 5  
 From Date 1/11/2020      To Date 30/11/2020

<i>Cheque/EFT Number</i>	<i>Payment Date</i>	<i>Payee</i>					<i>Payment Amount</i>
210088	26/11/2020	ENGINEERING TECHNOLOGY CONSULTANTS - ETC					5,720.00
		<i>Invoice Number</i>	<i>Payment Details</i>	<i>Amount</i>	<i>Discount</i>	<i>Retention</i>	<i>PPS</i>
	\$APINVCE	00024549	ELECTRICAL AND LIGHTING CONSULTANCY - RO	5,720.00			
210089	26/11/2020	ELLENBY TREE FARM					7,596.28
		<i>Invoice Number</i>	<i>Payment Details</i>	<i>Amount</i>	<i>Discount</i>	<i>Retention</i>	<i>PPS</i>
	\$APINVCE	26735	IRWIN ST PLAZA PLANTERS –TREE PRE-PROCUR	6,660.50			
	\$APINVCE	26494	IRWIN ST PLAZA PLANTERS –TREE PRE-PROCUR	935.78			
210090	26/11/2020	ELLIOTTS IRRIGATION PTY LTD					948.20
		<i>Invoice Number</i>	<i>Payment Details</i>	<i>Amount</i>	<i>Discount</i>	<i>Retention</i>	<i>PPS</i>
	\$APINVCE	B20089	GROUNDWATER FILTRATION SYSTEM	948.20			
210091	26/11/2020	FARINOSI & SONS PTY LTD					243.60
		<i>Invoice Number</i>	<i>Payment Details</i>	<i>Amount</i>	<i>Discount</i>	<i>Retention</i>	<i>PPS</i>
	\$APINVCE	10983319	SUPPLY 1 X BOX (100) DYNABOLT 8040 HEX N	73.92			
	\$APINVCE	10982707	SUPPLY FLAP DISK 125 X 22MM 40 GRIT DRIL	169.68			
210092	26/11/2020	FEDERAL TINWARE MANUFACTURING PTY LTD					462.00
		<i>Invoice Number</i>	<i>Payment Details</i>	<i>Amount</i>	<i>Discount</i>	<i>Retention</i>	<i>PPS</i>
	\$APINVCE	00065045	SUPPLY 6 X 45L BIN LINERS WITH INTERNAL	462.00			
210093	26/11/2020	FINES ENFORCEMENT REGISTRY					801.65
		<i>Invoice Number</i>	<i>Payment Details</i>	<i>Amount</i>	<i>Discount</i>	<i>Retention</i>	<i>PPS</i>
	\$APINVCE	201020	REFUND TO FER 100080606/100134301	541.10			
	\$APINVCE	100132213	RFD INFRINGEMENTS 100132213/8426134	260.55			
210094	26/11/2020	ELGAS SWAP AND GO					88.62
		<i>Invoice Number</i>	<i>Payment Details</i>	<i>Amount</i>	<i>Discount</i>	<i>Retention</i>	<i>PPS</i>
	\$APINVCE	0363156644	GAS BOTTLE EXCHANGE FOR VIC GARDENS BBQS	88.62			
210095	26/11/2020	STRATAGREEN					180.40
		<i>Invoice Number</i>	<i>Payment Details</i>	<i>Amount</i>	<i>Discount</i>	<i>Retention</i>	<i>PPS</i>
	\$APINVCE	127374	SUPPLY 2 X CLOGGER LINE TRIMMER CHAPS	180.40			

# Payment Details by Invoice

# MUNICIPAL FUND



From Period 5      To Period 5  
 From Date 1/11/2020      To Date 30/11/2020

<i>Cheque/EFT Number</i>	<i>Payment Date</i>	<i>Payee</i>						<i>Payment Amount</i>
210096	26/11/2020	HAYS PERSONNEL SERVICES (AUST) PTY LTD						31,875.54
		<u>Invoice Number</u>	<u>Payment Details</u>	<u>Amount</u>	<u>Discount</u>	<u>Retention</u>	<u>PPS</u>	
		\$APINVCE 9662637	CONTRACT TECHNICIAN	1,647.12				
		\$APINVCE 9663258	PLACEMENT FEE - PROJECT ENGINEER - ARUN	8,962.04				
		\$APINVCE 9664605	TEMPORARY STAFF - CORPORATE COMMUNICATIO	2,996.14				
		\$APINVCE 9615286	SCR CONTRACTOR KEVAN SERCOMBE	3,865.66				
		\$APINVCE 9615294	SCR CONTRACTOR SUSAN DUNFORD	261.01				
		\$APINVCE 9632938	INTERNAL AUDIT & RISK MANAGER RECRUITMEN	308.00				
		\$APINVCE 9632942	SCR CONTRACTOR SUSAN DUNFORD	3,425.21				
		\$APINVCE 9585649	SUPPLY OF MAINTENANCE WORKER TONY	1,489.66				
		\$APINVCE 9647138	SENIOR PROJECT ENGINEER - ARUN	2,564.52				
		\$APINVCE 9648979	SENIOR PROJECT ENGINEER - ARUN	2,564.52				
		\$APINVCE 9664602	SUPPLY OF MAINTENANCE WORKER TONY	1,895.83				
		\$APINVCE 9664603	SUPPLY OF MAINTENANCE WORKER JASON	1,895.83				
210097	26/11/2020	HEALTH INSURANCE FUND OF WA						201.65
		<u>Invoice Number</u>	<u>Payment Details</u>	<u>Amount</u>	<u>Discount</u>	<u>Retention</u>	<u>PPS</u>	
		\$HRPAYJNL F 20/11/2020	HEALTH INSURANCE FUND	201.65				
210098	26/11/2020	HEAVY AUTOMATICS						206.71
		<u>Invoice Number</u>	<u>Payment Details</u>	<u>Amount</u>	<u>Discount</u>	<u>Retention</u>	<u>PPS</u>	
		\$APINVCE WI633382	PTO KITS FOR LARGE RUBBISH TRUCKS	206.71				
210099	26/11/2020	HOSPITAL BENEFIT FUND OF WA						368.30
		<u>Invoice Number</u>	<u>Payment Details</u>	<u>Amount</u>	<u>Discount</u>	<u>Retention</u>	<u>PPS</u>	
		\$HRPAYJNL F 20/11/2020	HOSPITAL BENEFIT FUND	112.60				
		\$HRPAYJNL EF 20/11/2020	HOSPITAL BENEFIT FUND	255.70				
210100	26/11/2020	CHANDLER MACLEOD LTD						1,552.74
		<u>Invoice Number</u>	<u>Payment Details</u>	<u>Amount</u>	<u>Discount</u>	<u>Retention</u>	<u>PPS</u>	
		\$APINVCE 93396085	COP CATERING STAFF HIRE.	218.37				
		\$APINVCE 93393666	COP CATERING STAFF HIRE.	109.95				
		\$APINVCE 93355018	COP CATERING STAFF HIRE.	188.31				
		\$APINVCE 93389468	COP CATERING STAFF HIRE.	1,036.11				

# Payment Details by Invoice

# MUNICIPAL FUND



From Period 5      To Period 5  
 From Date 1/11/2020      To Date 30/11/2020

<i>Cheque/EFT Number</i>	<i>Payment Date</i>	<i>Payee</i>					<i>Payment Amount</i>
210101	26/11/2020	HYDROQUIP PUMPS					220.00
		<i>Invoice Number</i>	<i>Payment Details</i>	<i>Amount</i>	<i>Discount</i>	<i>Retention</i>	<i>PPS</i>
	\$APINVCE	INV-41923	OZONE INLET INSPECTION AND PHOTOS	220.00			
210102	26/11/2020	JACKSON MCDONALD LAWYERS					3,356.10
		<i>Invoice Number</i>	<i>Payment Details</i>	<i>Amount</i>	<i>Discount</i>	<i>Retention</i>	<i>PPS</i>
	\$APINVCE	505411	SPONSORSHIP OF WORKS AGREEMENTS (LAWYER:	3,356.10			
210103	26/11/2020	JASON SIGNMAKERS					4,308.09
		<i>Invoice Number</i>	<i>Payment Details</i>	<i>Amount</i>	<i>Discount</i>	<i>Retention</i>	<i>PPS</i>
	\$APINVCE	213831	NEW WAYFINDING TOTEM - PROTOTYPE	4,308.09			
210104	26/11/2020	MAJOR MOTORS PTY LTD					405.50
		<i>Invoice Number</i>	<i>Payment Details</i>	<i>Amount</i>	<i>Discount</i>	<i>Retention</i>	<i>PPS</i>
	\$APINVCE	972288	PARK BRAKE PARTS / REAR BRAKE PARTS FOR	306.23			
	\$APINVCE	953881	OIL AND FUEL FILTER FOR ISUZU TILT TRAY	99.27			
210105	26/11/2020	MARKETFORCE LTD					2,151.16
		<i>Invoice Number</i>	<i>Payment Details</i>	<i>Amount</i>	<i>Discount</i>	<i>Retention</i>	<i>PPS</i>
	\$APINVCE	35727	CHRISTMAS DECORATIONS - ROAD CLOSURES -	2,151.16			
210106	26/11/2020	MINDARIE REGIONAL COUNCIL					67,977.09
		<i>Invoice Number</i>	<i>Payment Details</i>	<i>Amount</i>	<i>Discount</i>	<i>Retention</i>	<i>PPS</i>
	\$APCREDIT	SCR-03532A	MINDARIE REGION	(3,594.48)			
	\$APINVCE	SINV-042725	PROVISION OF LANDFILL TIPPING - 20/21	71,571.57			
210107	26/11/2020	LGRCEU					1,230.02
		<i>Invoice Number</i>	<i>Payment Details</i>	<i>Amount</i>	<i>Discount</i>	<i>Retention</i>	<i>PPS</i>
	\$HRPAYJNL	F 20/11/2020	LGRCEU	184.50			
	\$HRPAYJNL	EF 20/11/2020	LGRCEU	1,045.52			
210108	26/11/2020	A RICHARDS PTY LTD T/AS RICHGRO GARDEN PRODUCTS					996.00
		<i>Invoice Number</i>	<i>Payment Details</i>	<i>Amount</i>	<i>Discount</i>	<i>Retention</i>	<i>PPS</i>
	\$APINVCE	826321	SUPPLY 10M3 LANDSCAPE / GARDEN MIX SOIL	583.00			
	\$APINVCE	821401	SUPPLY 5M3 HARD WOOD CHIP MULCH	413.00			

# Payment Details by Invoice

# MUNICIPAL FUND



From Period 5      To Period 5  
 From Date 1/11/2020      To Date 30/11/2020

<i>Cheque/EFT Number</i>	<i>Payment Date</i>	<i>Payee</i>					<i>Payment Amount</i>
210109	26/11/2020	ROYAL WA HISTORICAL SOCIETY					96.00
		<i>Invoice Number</i>	<i>Payment Details</i>	<i>Amount</i>	<i>Discount</i>	<i>Retention</i>	<i>PPS</i>
		\$APINVCE	00007036	BOOKS PURCHASE FOR HISTORY CENTRE	96.00		
210110	26/11/2020	RSEA PTY LTD					114.40
		<i>Invoice Number</i>	<i>Payment Details</i>	<i>Amount</i>	<i>Discount</i>	<i>Retention</i>	<i>PPS</i>
		\$APINVCE	10913929	SUPPLY OF SAFETY BOOTS FOR STEVE MALATA	114.40		
210111	26/11/2020	R S COMPONENTS					68.97
		<i>Invoice Number</i>	<i>Payment Details</i>	<i>Amount</i>	<i>Discount</i>	<i>Retention</i>	<i>PPS</i>
		\$APINVCE	3602105386	3M ADHESIVE LINED HEAT SHRINK TUBING FOR	68.97		
210112	26/11/2020	ST JOHN AMBULANCE AUSTRALIA					702.96
		<i>Invoice Number</i>	<i>Payment Details</i>	<i>Amount</i>	<i>Discount</i>	<i>Retention</i>	<i>PPS</i>
		\$APINVCE	MSOAFQ000019	FIRST AID KITS - COUNCIL HOUSE	82.63		
		\$APINVCE	MSOAFQ000019	FIRST AID KITS - COUNCIL HOUSE	92.38		
		\$APINVCE	MSOAFQ000019	FIRST AID KITS - COUNCIL HOUSE	233.47		
		\$APINVCE	MSOAFQ000019	FIRST AID KITS - COUNCIL HOUSE	97.75		
		\$APINVCE	MSOAFQ000019	FIRST AID KITS - COUNCIL HOUSE	100.28		
		\$APINVCE	MSOAFQ000019	FIRST AID KITS - COUNCIL HOUSE	96.45		
210113	26/11/2020	SCOTT PRINT					156.20
		<i>Invoice Number</i>	<i>Payment Details</i>	<i>Amount</i>	<i>Discount</i>	<i>Retention</i>	<i>PPS</i>
		\$APINVCE	148512	PRINTED POSTER BOARDS FOR AMENDMENT NO 4	156.20		
210114	26/11/2020	SHERIDANS FOR BADGES					636.94
		<i>Invoice Number</i>	<i>Payment Details</i>	<i>Amount</i>	<i>Discount</i>	<i>Retention</i>	<i>PPS</i>
		\$APINVCE	80959	GOLD NAME BADGES FOR ELECTED MEMBERS	636.94		
210115	26/11/2020	TECHNOLOGY ONE LTD					2,635.60
		<i>Invoice Number</i>	<i>Payment Details</i>	<i>Amount</i>	<i>Discount</i>	<i>Retention</i>	<i>PPS</i>
		\$APINVCE	191944	WEBINAR - TECHONE	658.90		
		\$APINVCE	191945	WEBINAR - TECHONE	658.90		
		\$APINVCE	191946	WEBINAR - TECHONE	1,317.80		



# Payment Details by Invoice

# MUNICIPAL FUND



From Period 5      To Period 5  
 From Date 1/11/2020      To Date 30/11/2020

<i>Cheque/EFT Number</i>	<i>Payment Date</i>	<i>Payee</i>						<i>Payment Amount</i>
210116	26/11/2020	ABSOLUTE STONE						57,039.51
		<i>Invoice Number</i>	<i>Payment Details</i>	<i>Amount</i>	<i>Discount</i>	<i>Retention</i>	<i>PPS</i>	
	\$APINVCE	19023-10B	PROCUREMENT OF GRANITE KERBS	57,039.51				
210117	26/11/2020	TOOLMART AUSTRALIA PTY LTD						291.90
		<i>Invoice Number</i>	<i>Payment Details</i>	<i>Amount</i>	<i>Discount</i>	<i>Retention</i>	<i>PPS</i>	
	\$APINVCE	OP-159738	EXTRA TOOLS NEEDED FOR DEPOT BREAK DOWN	257.95				
	\$APINVCE	OP-159264	OIL TRAY FOR ON ROAD SERVICING OF ASSETS	33.95				
210118	26/11/2020	TOTAL EDEN PTY LTD						1,316.76
		<i>Invoice Number</i>	<i>Payment Details</i>	<i>Amount</i>	<i>Discount</i>	<i>Retention</i>	<i>PPS</i>	
	\$APINVCE	411058379	RETICULATION PARTS FOR TERRACE RD CAR PA	141.75				
	\$APINVCE	411066008	SUPPLY IRRIGATION PARTS QUOTE 20359805	221.00				
	\$APINVCE	410930283	SUPPLY 3 X 25PK PLIFEX RED MARKERS	954.01				
210119	26/11/2020	T QUIP						161.50
		<i>Invoice Number</i>	<i>Payment Details</i>	<i>Amount</i>	<i>Discount</i>	<i>Retention</i>	<i>PPS</i>	
	\$APINVCE	96627#7	REPLACEMENT BUMPER FOR PARKS SMALLER	161.50				
210120	26/11/2020	TOWN OF VICTORIA PARK						15,715.66
		<i>Invoice Number</i>	<i>Payment Details</i>	<i>Amount</i>	<i>Discount</i>	<i>Retention</i>	<i>PPS</i>	
	\$APINVCE	27112020	PARKING FEE COLCTN 12/11-18/11/2020	15,715.66				
210121	26/11/2020	TURF CARE WA PTY LTD						1,541.40
		<i>Invoice Number</i>	<i>Payment Details</i>	<i>Amount</i>	<i>Discount</i>	<i>Retention</i>	<i>PPS</i>	
	\$APINVCE	INV-1301	APPLY 1 X APPLICATION OF INDEMNIFY TO R	1,541.40				

# Payment Details by Invoice

# MUNICIPAL FUND



From Period 5      To Period 5  
 From Date 1/11/2020      To Date 30/11/2020

<i>Cheque/EFT Number</i>	<i>Payment Date</i>	<i>Payee</i>	<i>Payment Amount</i>
210122	26/11/2020	ULTIMO CATERING & EVENTS PTY LTD	5,870.48

	<u>Invoice Number</u>	<u>Payment Details</u>	<u>Amount</u>	<u>Discount</u>	<u>Retention</u>	<u>PPS</u>
\$APINVCE	00409935	COP CATERING SUPPLIES	110.00			
\$APINVCE	00409964	COP CATERING SUPPLIES	145.86			
\$APINVCE	00409966	COP CATERING SUPPLIES	136.40			
\$APINVCE	00410082	COP CATERING SUPPLIES	1,788.60			
\$APINVCE	00410016	COP CATERING SUPPLIES	1,837.00			
\$APINVCE	00410132	COP CATERING SUPPLIES	415.80			
\$APINVCE	00410084	COP CATERING SUPPLIES	239.80			
\$APINVCE	00410048	COP CATERING SUPPLIES	119.90			
\$APINVCE	00410131	COP CATERING SUPPLIES	97.35			
\$APINVCE	00410083	COP CATERING SUPPLIES	112.42			
\$APINVCE	00410356	COP CATERING SUPPLIES	147.40			
\$APINVCE	00410355	COP CATERING SUPPLIES	59.95			
\$APINVCE	00410407	COP CATERING SUPPLIES	660.00			

# Payment Details by Invoice

# MUNICIPAL FUND



From Period 5      To Period 5      From Date 1/11/2020      To Date 30/11/2020

<i>Cheque/EFT Number</i>	<i>Payment Date</i>	<i>Payee</i>	<i>Payment Amount</i>
210123	26/11/2020	WA LOCAL GOVT SUPER PLAN P/L	86,984.81

	<i>Invoice Number</i>	<i>Payment Details</i>	<i>Amount</i>	<i>Discount</i>	<i>Retention</i>	<i>PPS</i>
\$HRPAYJNL	F 20/11/2020	EMPLOYEE CONTRIBUTION - PRETAX (\$)	591.01			
\$HRPAYJNL	F 20/11/2020	EMPLOYEE CONTRIBUTION - PRETAX (%)	2,000.02			
\$HRPAYJNL	F 20/11/2020	CC SCHEME EMPLOYEE CONTRIBUTION - PRETAX	10,911.11			
\$HRPAYJNL	F 20/11/2020	CC SCHEME EMPLOYEE CONTRIBUTION - POSTTA	1,407.74			
\$HRPAYJNL	F 20/11/2020	SGC COMPULSORY - EMPLOYER	598.60			
\$HRPAYJNL	F 20/11/2020	SGC COMPULSORY - EMPLOYER	1,213.66			
\$HRPAYJNL	F 20/11/2020	SGC COMPULSORY - EMPLOYER	467.45			
\$HRPAYJNL	F 20/11/2020	SGC COMPULSORY - EMPLOYER	676.03			
\$HRPAYJNL	F 20/11/2020	SGC COMPULSORY - EMPLOYER	469.37			
\$HRPAYJNL	F 20/11/2020	SGC COMPULSORY - EMPLOYER	701.99			
\$HRPAYJNL	F 20/11/2020	SGC COMPULSORY - EMPLOYER	169.03			
\$HRPAYJNL	F 20/11/2020	SGC COMPULSORY - EMPLOYER	280.20			
\$HRPAYJNL	F 20/11/2020	SGC COMPULSORY - EMPLOYER	369.61			
\$HRPAYJNL	F 20/11/2020	SGC COMPULSORY - EMPLOYER	1,947.83			
\$HRPAYJNL	F 20/11/2020	SGC COMPULSORY - EMPLOYER	458.64			
\$HRPAYJNL	F 20/11/2020	SGC COMPULSORY - EMPLOYER	427.76			
\$HRPAYJNL	F 20/11/2020	SGC COMPULSORY - EMPLOYER	169.03			
\$HRPAYJNL	F 20/11/2020	SGC COMPULSORY - EMPLOYER	170.82			
\$HRPAYJNL	F 20/11/2020	SGC COMPULSORY - EMPLOYER	540.99			
\$HRPAYJNL	F 20/11/2020	SGC COMPULSORY - EMPLOYER	1,001.16			
\$HRPAYJNL	F 20/11/2020	SGC COMPULSORY - EMPLOYER	917.28			
\$HRPAYJNL	F 20/11/2020	SGC COMPULSORY - EMPLOYER	100.42			
\$HRPAYJNL	F 20/11/2020	SGC COMPULSORY - EMPLOYER	567.43			
\$HRPAYJNL	F 20/11/2020	SGC COMPULSORY - EMPLOYER	178.73			
\$HRPAYJNL	F 20/11/2020	SGC COMPULSORY - EMPLOYER	629.47			
\$HRPAYJNL	F 20/11/2020	SGC COMPULSORY - EMPLOYER	610.67			
\$HRPAYJNL	F 20/11/2020	SGC COMPULSORY - EMPLOYER	578.26			
\$HRPAYJNL	F 20/11/2020	SGC COMPULSORY - EMPLOYER	170.82			
\$HRPAYJNL	F 20/11/2020	SGC COMPULSORY - EMPLOYER	631.08			
\$HRPAYJNL	F 20/11/2020	SGC COMPULSORY - EMPLOYER	170.81			
\$HRPAYJNL	F 20/11/2020	SGC COMPULSORY - EMPLOYER	295.50			
\$HRPAYJNL	F 20/11/2020	SGC COMPULSORY - EMPLOYER	626.99			
\$HRPAYJNL	F 20/11/2020	SGC COMPULSORY - EMPLOYER	312.76			
\$HRPAYJNL	F 20/11/2020	SGC COMPULSORY - EMPLOYER	434.29			

# Payment Details by Invoice

# MUNICIPAL FUND



From Period 5      To Period 5      From Date 1/11/2020      To Date 30/11/2020

<i>Cheque/EFT Number</i>	<i>Payment Date</i>	<i>Payee</i>	<i>Payment Amount</i>
\$HRPAYJNL	F 20/11/2020	SGC COMPULSORY - EMPLOYER	1,972.62
\$HRPAYJNL	F 20/11/2020	SGC COMPULSORY - EMPLOYER	352.14
\$HRPAYJNL	F 20/11/2020	SGC COMPULSORY - EMPLOYER	100.42
\$HRPAYJNL	F 20/11/2020	SGC COMPULSORY - EMPLOYER	64.86
\$HRPAYJNL	F 20/11/2020	SGC COMPULSORY - EMPLOYER	1,196.57
\$HRPAYJNL	F 20/11/2020	SGC COMPULSORY - EMPLOYER	925.20
\$HRPAYJNL	F 20/11/2020	SGC COMPULSORY - EMPLOYER	364.12
\$HRPAYJNL	F 20/11/2020	SGC COMPULSORY - EMPLOYER	79.64
\$HRPAYJNL	F 20/11/2020	SGC COMPULSORY - EMPLOYER	93.59
\$HRPAYJNL	F 20/11/2020	SGC COMPULSORY - EMPLOYER	6.48
\$HRPAYJNL	F 20/11/2020	SGC COMPULSORY - EMPLOYER	16.19
\$HRPAYJNL	F 20/11/2020	SGC COMPULSORY - EMPLOYER	1,108.21
\$HRPAYJNL	F 20/11/2020	SGC COMPULSORY - EMPLOYER	369.38
\$HRPAYJNL	F 20/11/2020	SGC COMPULSORY - EMPLOYER	1,299.03
\$HRPAYJNL	F 20/11/2020	SGC COMPULSORY - EMPLOYER	1,630.75
\$HRPAYJNL	F 20/11/2020	SGC COMPULSORY - EMPLOYER	756.10
\$HRPAYJNL	F 20/11/2020	SGC COMPULSORY - EMPLOYER	774.66
\$HRPAYJNL	F 20/11/2020	SGC COMPULSORY - EMPLOYER	305.31
\$HRPAYJNL	F 20/11/2020	SGC COMPULSORY - EMPLOYER	494.15
\$HRPAYJNL	F 20/11/2020	SGC COMPULSORY - EMPLOYER	744.34
\$HRPAYJNL	F 20/11/2020	SGC COMPULSORY - EMPLOYER	1,728.30
\$HRPAYJNL	F 20/11/2020	SGC COMPULSORY - EMPLOYER	843.46
\$HRPAYJNL	F 20/11/2020	SGC COMPULSORY - EMPLOYER	1,499.16
\$HRPAYJNL	F 20/11/2020	SGC COMPULSORY - EMPLOYER	102.93
\$HRPAYJNL	F 20/11/2020	SGC COMPULSORY - EMPLOYER	400.74
\$HRPAYJNL	F 20/11/2020	SGC COMPULSORY - EMPLOYER	448.18
\$HRPAYJNL	F 20/11/2020	SGC COMPULSORY - EMPLOYER	759.64
\$HRPAYJNL	F 20/11/2020	SGC COMPULSORY - EMPLOYER	504.78
\$HRPAYJNL	F 20/11/2020	SGC COMPULSORY - EMPLOYER	1,449.18
\$HRPAYJNL	F 20/11/2020	SGC COMPULSORY - EMPLOYER	300.69
\$HRPAYJNL	F 20/11/2020	SGC COMPULSORY - EMPLOYER	94.27
\$HRPAYJNL	F 20/11/2020	SGC COMPULSORY - EMPLOYER	99.04
\$HRPAYJNL	F 20/11/2020	SGC COMPULSORY - EMPLOYER	1,001.16
\$HRPAYJNL	F 20/11/2020	SGC COMPULSORY - EMPLOYER	674.05
\$HRPAYJNL	F 20/11/2020	SGC COMPULSORY - EMPLOYER	99.04
\$HRPAYJNL	F 20/11/2020	SGC COMPULSORY - EMPLOYER	583.68
\$HRPAYJNL	F 20/11/2020	SGC COMPULSORY - EMPLOYER	99.04

# Payment Details by Invoice

# MUNICIPAL FUND



From Period 5      To Period 5  
 From Date 1/11/2020      To Date 30/11/2020

<i>Cheque/EFT Number</i>	<i>Payment Date</i>	<i>Payee</i>	<i>Payment Amount</i>
\$HRPAYJNL	F 20/11/2020	SGC COMPULSORY - EMPLOYER	953.73
\$HRPAYJNL	F 20/11/2020	SGC COMPULSORY - EMPLOYER	158.58
\$HRPAYJNL	F 20/11/2020	SGC COMPULSORY - EMPLOYER	126.86
\$HRPAYJNL	F 20/11/2020	SGC COMPULSORY - EMPLOYER	99.04
\$HRPAYJNL	F 20/11/2020	SGC COMPULSORY - EMPLOYER	180.69
\$HRPAYJNL	F 20/11/2020	SGC COMPULSORY - EMPLOYER	458.28
\$HRPAYJNL	F 20/11/2020	SGC COMPULSORY - EMPLOYER	126.86
\$HRPAYJNL	F 20/11/2020	SGC COMPULSORY - EMPLOYER	129.90
\$HRPAYJNL	F 20/11/2020	SGC COMPULSORY - EMPLOYER	1,649.13
\$HRPAYJNL	F 20/11/2020	SGC COMPULSORY - EMPLOYER	88.68
\$HRPAYJNL	F 20/11/2020	SGC COMPULSORY - EMPLOYER	921.38
\$HRPAYJNL	F 20/11/2020	SGC COMPULSORY - EMPLOYER	365.13
\$HRPAYJNL	F 20/11/2020	SGC COMPULSORY - EMPLOYER	797.41
\$HRPAYJNL	F 20/11/2020	SGC COMPULSORY - EMPLOYER	3,342.73
\$HRPAYJNL	F 20/11/2020	SGC COMPULSORY - EMPLOYER	302.80
\$HRPAYJNL	F 20/11/2020	SGC COMPULSORY - EMPLOYER	99.04
\$HRPAYJNL	F 20/11/2020	SGC COMPULSORY - EMPLOYER	305.80
\$HRPAYJNL	F 20/11/2020	SGC COMPULSORY - EMPLOYER	388.10
\$HRPAYJNL	F 20/11/2020	SGC COMPULSORY - EMPLOYER	181.60
\$HRPAYJNL	F 20/11/2020	SGC COMPULSORY - EMPLOYER	99.04
\$HRPAYJNL	F 20/11/2020	SGC COMPULSORY - EMPLOYER	1,004.66
\$HRPAYJNL	F 20/11/2020	SGC COMPULSORY - EMPLOYER	126.86
\$HRPAYJNL	F 20/11/2020	5% COUNCIL MATCHED COMPANY CONTRIBUTION	41.77
\$HRPAYJNL	F 20/11/2020	5% COUNCIL MATCHED COMPANY CONTRIBUTION	41.77
\$HRPAYJNL	F 20/11/2020	5% COUNCIL MATCHED COMPANY CONTRIBUTION	292.38
\$HRPAYJNL	F 20/11/2020	5% COUNCIL MATCHED COMPANY CONTRIBUTION	41.77
\$HRPAYJNL	F 20/11/2020	5% COUNCIL MATCHED COMPANY CONTRIBUTION	164.61
\$HRPAYJNL	F 20/11/2020	5% COUNCIL MATCHED COMPANY CONTRIBUTION	422.06
\$HRPAYJNL	F 20/11/2020	5% COUNCIL MATCHED COMPANY CONTRIBUTION	379.93
\$HRPAYJNL	F 20/11/2020	5% COUNCIL MATCHED COMPANY CONTRIBUTION	194.53
\$HRPAYJNL	F 20/11/2020	5% COUNCIL MATCHED COMPANY CONTRIBUTION	94.07
\$HRPAYJNL	F 20/11/2020	5% COUNCIL MATCHED COMPANY CONTRIBUTION	241.39
\$HRPAYJNL	F 20/11/2020	5% COUNCIL MATCHED COMPANY CONTRIBUTION	247.04
\$HRPAYJNL	F 20/11/2020	5% COUNCIL MATCHED COMPANY CONTRIBUTION	142.09
\$HRPAYJNL	F 20/11/2020	5% COUNCIL MATCHED COMPANY CONTRIBUTION	241.39
\$HRPAYJNL	F 20/11/2020	5% COUNCIL MATCHED COMPANY CONTRIBUTION	157.51
\$HRPAYJNL	F 20/11/2020	5% COUNCIL MATCHED COMPANY CONTRIBUTION	52.86

# Payment Details by Invoice

# MUNICIPAL FUND



From Period 5      To Period 5      From Date 1/11/2020      To Date 30/11/2020

<i>Cheque/EFT Number</i>	<i>Payment Date</i>	<i>Payee</i>	<i>Payment Amount</i>
\$HRPAYJNL	F 20/11/2020	5% COUNCIL MATCHED COMPANY CONTRIBUTION	284.18
\$HRPAYJNL	F 20/11/2020	5% COUNCIL MATCHED COMPANY CONTRIBUTION	683.71
\$HRPAYJNL	F 20/11/2020	5% COUNCIL MATCHED COMPANY CONTRIBUTION	52.86
\$HRPAYJNL	F 20/11/2020	5% COUNCIL MATCHED COMPANY CONTRIBUTION	142.09
\$HRPAYJNL	F 20/11/2020	5% COUNCIL MATCHED COMPANY CONTRIBUTION	49.48
\$HRPAYJNL	F 20/11/2020	5% COUNCIL MATCHED COMPANY CONTRIBUTION	52.86
\$HRPAYJNL	F 20/11/2020	5% COUNCIL MATCHED COMPANY CONTRIBUTION	65.81
\$HRPAYJNL	F 20/11/2020	5% COUNCIL MATCHED COMPANY CONTRIBUTION	754.00
\$HRPAYJNL	F 20/11/2020	5% COUNCIL MATCHED COMPANY CONTRIBUTION	3.41
\$HRPAYJNL	F 20/11/2020	5% COUNCIL MATCHED COMPANY CONTRIBUTION	8.51
\$HRPAYJNL	F 20/11/2020	5% COUNCIL MATCHED COMPANY CONTRIBUTION	335.83
\$HRPAYJNL	F 20/11/2020	5% COUNCIL MATCHED COMPANY CONTRIBUTION	23.34
\$HRPAYJNL	F 20/11/2020	5% COUNCIL MATCHED COMPANY CONTRIBUTION	93.65
\$HRPAYJNL	F 20/11/2020	5% COUNCIL MATCHED COMPANY CONTRIBUTION	234.09
\$HRPAYJNL	F 20/11/2020	5% COUNCIL MATCHED COMPANY CONTRIBUTION	38.50
\$HRPAYJNL	F 20/11/2020	5% COUNCIL MATCHED COMPANY CONTRIBUTION	227.37
\$HRPAYJNL	F 20/11/2020	5% COUNCIL MATCHED COMPANY CONTRIBUTION	304.61
\$HRPAYJNL	F 20/11/2020	5% COUNCIL MATCHED COMPANY CONTRIBUTION	216.70
\$HRPAYJNL	F 20/11/2020	5% COUNCIL MATCHED COMPANY CONTRIBUTION	38.50
\$HRPAYJNL	F 20/11/2020	5% COUNCIL MATCHED COMPANY CONTRIBUTION	166.01
\$HRPAYJNL	F 20/11/2020	5% COUNCIL MATCHED COMPANY CONTRIBUTION	98.95
\$HRPAYJNL	F 20/11/2020	5% COUNCIL MATCHED COMPANY CONTRIBUTION	280.31
\$HRPAYJNL	F 20/11/2020	5% COUNCIL MATCHED COMPANY CONTRIBUTION	83.75
\$HRPAYJNL	F 20/11/2020	5% COUNCIL MATCHED COMPANY CONTRIBUTION	98.95
\$HRPAYJNL	F 20/11/2020	5% COUNCIL MATCHED COMPANY CONTRIBUTION	83.74
\$HRPAYJNL	F 20/11/2020	5% COUNCIL MATCHED COMPANY CONTRIBUTION	91.27
\$HRPAYJNL	F 20/11/2020	5% COUNCIL MATCHED COMPANY CONTRIBUTION	271.54
\$HRPAYJNL	F 20/11/2020	5% COUNCIL MATCHED COMPANY CONTRIBUTION	350.85
\$HRPAYJNL	F 20/11/2020	5% COUNCIL MATCHED COMPANY CONTRIBUTION	1,759.34
\$HRPAYJNL	F 20/11/2020	5% COUNCIL MATCHED COMPANY CONTRIBUTION	46.68
\$HRPAYJNL	F 20/11/2020	5% COUNCIL MATCHED COMPANY CONTRIBUTION	110.16
\$HRPAYJNL	F 20/11/2020	5% COUNCIL MATCHED COMPANY CONTRIBUTION	42.00
\$HRPAYJNL	F 20/11/2020	5% COUNCIL MATCHED COMPANY CONTRIBUTION	38.50
\$HRPAYJNL	F 20/11/2020	5% COUNCIL MATCHED COMPANY CONTRIBUTION	56.66
\$HRPAYJNL	F 20/11/2020	5% COUNCIL MATCHED COMPANY CONTRIBUTION	38.50
\$HRPAYJNL	F 20/11/2020	5% COUNCIL MATCHED COMPANY CONTRIBUTION	131.64
\$HRPAYJNL	F 20/11/2020	5% COUNCIL MATCHED COMPANY CONTRIBUTION	13.00

# Payment Details by Invoice

# MUNICIPAL FUND



From Period 5      To Period 5      From Date 1/11/2020      To Date 30/11/2020

<i>Cheque/EFT Number</i>	<i>Payment Date</i>	<i>Payee</i>	<i>Payment Amount</i>
\$HRPAYJNL	F 20/11/2020	5% COUNCIL MATCHED COMPANY CONTRIBUTION	174.63
\$HRPAYJNL	F 20/11/2020	5% COUNCIL MATCHED COMPANY CONTRIBUTION	38.50
\$HRPAYJNL	F 20/11/2020	5% COUNCIL MATCHED COMPANY CONTRIBUTION	38.50
\$HRPAYJNL	F 20/11/2020	5% COUNCIL MATCHED COMPANY CONTRIBUTION	38.50
\$HRPAYJNL	EF 20/11/2020	EMPLOYEE CONTRIBUTION - PRETAX (%)	540.54
\$HRPAYJNL	EF 20/11/2020	CC SCHEME EMPLOYEE CONTRIBUTION - PRETAX	1,304.97
\$HRPAYJNL	EF 20/11/2020	CC SCHEME EMPLOYEE CONTRIBUTION - POSTTA	522.98
\$HRPAYJNL	EF 20/11/2020	SGC COMPULSORY - EMPLOYER	255.53
\$HRPAYJNL	EF 20/11/2020	SGC COMPULSORY - EMPLOYER	703.77
\$HRPAYJNL	EF 20/11/2020	SGC COMPULSORY - EMPLOYER	123.76
\$HRPAYJNL	EF 20/11/2020	SGC COMPULSORY - EMPLOYER	933.84
\$HRPAYJNL	EF 20/11/2020	SGC COMPULSORY - EMPLOYER	462.74
\$HRPAYJNL	EF 20/11/2020	SGC COMPULSORY - EMPLOYER	336.85
\$HRPAYJNL	EF 20/11/2020	SGC COMPULSORY - EMPLOYER	897.11
\$HRPAYJNL	EF 20/11/2020	SGC COMPULSORY - EMPLOYER	503.30
\$HRPAYJNL	EF 20/11/2020	SGC COMPULSORY - EMPLOYER	1,081.41
\$HRPAYJNL	EF 20/11/2020	SGC COMPULSORY - EMPLOYER	977.69
\$HRPAYJNL	EF 20/11/2020	SGC COMPULSORY - EMPLOYER	247.51
\$HRPAYJNL	EF 20/11/2020	5% COUNCIL MATCHED COMPANY CONTRIBUTION	145.94
\$HRPAYJNL	EF 20/11/2020	5% COUNCIL MATCHED COMPANY CONTRIBUTION	21.71
\$HRPAYJNL	EF 20/11/2020	5% COUNCIL MATCHED COMPANY CONTRIBUTION	134.49
\$HRPAYJNL	EF 20/11/2020	5% COUNCIL MATCHED COMPANY CONTRIBUTION	101.00
\$HRPAYJNL	EF 20/11/2020	5% COUNCIL MATCHED COMPANY CONTRIBUTION	136.66
\$HRPAYJNL	EF 20/11/2020	5% COUNCIL MATCHED COMPANY CONTRIBUTION	346.36
\$HRPAYJNL	EF 20/11/2020	5% COUNCIL MATCHED COMPANY CONTRIBUTION	242.07
\$HRPAYJNL	EF 20/11/2020	5% COUNCIL MATCHED COMPANY CONTRIBUTION	65.14
\$HRPAYJNL	EF 20/11/2020	5% COUNCIL MATCHED COMPANY CONTRIBUTION	130.27
\$HRPAYJNL	EF 20/11/2020	5% COUNCIL MATCHED COMPANY CONTRIBUTION	308.56



# Payment Details by Invoice

# MUNICIPAL FUND



From Period 5      To Period 5      From Date 1/11/2020      To Date 30/11/2020

<i>Cheque/EFT Number</i>	<i>Payment Date</i>	<i>Payee</i>						<i>Payment Amount</i>
210124	26/11/2020	WARP PTY LTD						9,077.10
		<u>Invoice Number</u>	<u>Payment Details</u>	<u>Amount</u>	<u>Discount</u>	<u>Retention</u>	<u>PPS</u>	
		\$APINVCE 116287	PROVIDE TRAFFIC MANAGEMENT	1,546.16				
		\$APINVCE 116324	CYGNA ROAD CLOSURE TMP	2,180.75				
		\$APINVCE 116325	HAY ST PPP LINEMARKING TMP WITH RTM ENDO	2,022.56				
		\$APINVCE 116286	HIRE OF VMS BOARD EAST PERTH	632.79				
		\$APINVCE 115451	PROVIDE TRAFFIC MANAGEMENT	198.60				
		\$APINVCE 115137	PROVIDE TRAFFIC MANAGEMENT	1,245.66				
		\$APINVCE 114965	PROVIDE TRAFFIC MANAGEMENT	843.80				
		\$APINVCE 8307115	PROVIDE TRAFFIC MANAGEMENT	406.78				
210125	26/11/2020	WEST COAST TURF						328.35
		<u>Invoice Number</u>	<u>Payment Details</u>	<u>Amount</u>	<u>Discount</u>	<u>Retention</u>	<u>PPS</u>	
		\$APINVCE 95272614	SUPPLY & LAY 20M2 KIKUYU TURF HENRY LAWS	328.35				
210126	26/11/2020	MR G AND MR N AND MR L AND MR NJ MONDIA						523.10
		<u>Invoice Number</u>	<u>Payment Details</u>	<u>Amount</u>	<u>Discount</u>	<u>Retention</u>	<u>PPS</u>	
		\$APINVCE A1105683	RFD BIN ADJUST 70 ABERDEEN ST NRTHBDGE	523.10				
210127	26/11/2020	TARGA WEST						7,055.92
		<u>Invoice Number</u>	<u>Payment Details</u>	<u>Amount</u>	<u>Discount</u>	<u>Retention</u>	<u>PPS</u>	
		\$APINVCE EV-2019375	COUNCIL SERVICE REFUND EV-2019/375	7,055.92				
210128	26/11/2020	PERTH VEGAN EXPO						500.00
		<u>Invoice Number</u>	<u>Payment Details</u>	<u>Amount</u>	<u>Discount</u>	<u>Retention</u>	<u>PPS</u>	
		\$CANCHQ 210128	BOND RFD EV-2020/156	500.00				
210129	26/11/2020	FOOTBALL WEST						250.00
		<u>Invoice Number</u>	<u>Payment Details</u>	<u>Amount</u>	<u>Discount</u>	<u>Retention</u>	<u>PPS</u>	
		\$APINVCE EV-2020213	RFD BOND-F/BALL WEST CORP-EV-2020/213	250.00				
210130	26/11/2020	PERTH INTERNATIONAL JAZZ FESTIVAL INC						250.00
		<u>Invoice Number</u>	<u>Payment Details</u>	<u>Amount</u>	<u>Discount</u>	<u>Retention</u>	<u>PPS</u>	
		\$APINVCE EV-2020113	RFD BOND PERTH INTNL JAZZ-EV-2020/113	250.00				



# Payment Details by Invoice

# MUNICIPAL FUND



From Period 5      To Period 5  
 From Date 1/11/2020      To Date 30/11/2020

<i>Cheque/EFT Number</i>	<i>Payment Date</i>	<i>Payee</i>						<i>Payment Amount</i>
210131	26/11/2020	GLENN MCKINNON						166.65
		<i>Invoice Number</i>	<i>Payment Details</i>	<i>Amount</i>	<i>Discount</i>	<i>Retention</i>	<i>PPS</i>	
		2020/464	RFD ALL FEE-2020/464-143 WELLINGTON ST	166.65				
210132	26/11/2020	HUB INTERIORS AUSTRALIA PTY LTD						872.98
		<i>Invoice Number</i>	<i>Payment Details</i>	<i>Amount</i>	<i>Discount</i>	<i>Retention</i>	<i>PPS</i>	
		BPC2020481	APP NOT PROCEEDING-BPC-2020/481 220 ST G	872.98				
210133	26/11/2020	LGA (WA) PTY LTD						28.90
		<i>Invoice Number</i>	<i>Payment Details</i>	<i>Amount</i>	<i>Discount</i>	<i>Retention</i>	<i>PPS</i>	
		01124161	RFD &DEPOSIT PARKING CARD 01124161	28.90				
210134	26/11/2020	SUSANNA ROUX						15.00
		<i>Invoice Number</i>	<i>Payment Details</i>	<i>Amount</i>	<i>Discount</i>	<i>Retention</i>	<i>PPS</i>	
		01121355	RFD PARKING CARD DEP 01121355	15.00				
210135	26/11/2020	GLENN MCKINNON						166.65
		<i>Invoice Number</i>	<i>Payment Details</i>	<i>Amount</i>	<i>Discount</i>	<i>Retention</i>	<i>PPS</i>	
		2020/615	APP PAID TWICE-2020/615 143 WELLINGTON S	166.65				
210136	26/11/2020	COLEEN DIXON						208.00
		<i>Invoice Number</i>	<i>Payment Details</i>	<i>Amount</i>	<i>Discount</i>	<i>Retention</i>	<i>PPS</i>	
		23112020	RFD FLOWERS-M WILLIAMS & E LANCASTER	208.00				
210137	26/11/2020	JEANETTE KEIGHTLEY						19.80
		<i>Invoice Number</i>	<i>Payment Details</i>	<i>Amount</i>	<i>Discount</i>	<i>Retention</i>	<i>PPS</i>	
		12112020	RFD CRAFT SUPPLIERS	19.80				
210138	26/11/2020	KATY COLE						18.90
		<i>Invoice Number</i>	<i>Payment Details</i>	<i>Amount</i>	<i>Discount</i>	<i>Retention</i>	<i>PPS</i>	
		12112020	RFD CRAFT SUPPLIERS	18.90				
210139	26/11/2020	INVESTORS EDGE REAL ESTATE						395.00
		<i>Invoice Number</i>	<i>Payment Details</i>	<i>Amount</i>	<i>Discount</i>	<i>Retention</i>	<i>PPS</i>	
		A1081090	RFD BIN ADJUST 29 TULLY TD EAST PERTH	395.00				

# Payment Details by Invoice

# MUNICIPAL FUND



From Period 5      To Period 5  
 From Date 1/11/2020      To Date 30/11/2020

<i>Cheque/EFT Number</i>	<i>Payment Date</i>	<i>Payee</i>					<i>Payment Amount</i>
210140	26/11/2020	QING WANG					364.00
		<i>Invoice Number</i>	<i>Payment Details</i>	<i>Amount</i>	<i>Discount</i>	<i>Retention</i>	<i>PPS</i>
		\$APINVCE	A1194380	RFD RATES-26/6 CAMPBELL ST WEST PERTH	364.00		
210141	26/11/2020	ABEL PROPERTY					1,203.80
		<i>Invoice Number</i>	<i>Payment Details</i>	<i>Amount</i>	<i>Discount</i>	<i>Retention</i>	<i>PPS</i>
		\$APINVCE	A1206952	RFD RATES-17/21 COOK ST CRAWLEY	1,203.80		
210142	26/11/2020	KILMORE GROUP PTY LTD					29,000.00
		<i>Invoice Number</i>	<i>Payment Details</i>	<i>Amount</i>	<i>Discount</i>	<i>Retention</i>	<i>PPS</i>
		\$APINVCE	HG/19/2020	RFD WORK BOND ENI HOUSE-HG/19/2020	29,000.00		
210143	30/11/2020	CTIS PTY LTD					5,361.60
		<i>Invoice Number</i>	<i>Payment Details</i>	<i>Amount</i>	<i>Discount</i>	<i>Retention</i>	<i>PPS</i>
		\$APINVCE	01069077	TICKET MACHINE (APM) AUDIT FEES 2020-21	5,361.60		
210144	30/11/2020	BIDFOOD WA PTY LTD					611.70
		<i>Invoice Number</i>	<i>Payment Details</i>	<i>Amount</i>	<i>Discount</i>	<i>Retention</i>	<i>PPS</i>
		\$APINVCE	I50858007.PER	CATERING SUPPLIES FOR CITIPLACE COMMUNIT	149.71		
		\$APINVCE	I50845239.PER	CATERING SUPPLIES FOR CITIPLACE COMMUNIT	175.55		
		\$APINVCE	I50845237.PER	CATERING SUPPLIES FOR CITIPLACE COMMUNIT	617.01		
		\$APCREDIT	C5691821.P	INVOICE I50587676.PER	(157.80)		
		\$APCREDIT	C5690812.P	INVOICE I50612577.PER	(12.23)		
		\$APCREDIT	C5691026.P	INVOICE I50599257	(160.54)		
210145	30/11/2020	SOUTHERN METROPOLITAN REGIONAL COUNCIL					1,982.64
		<i>Invoice Number</i>	<i>Payment Details</i>	<i>Amount</i>	<i>Discount</i>	<i>Retention</i>	<i>PPS</i>
		\$APINVCE	14989	PROVISION OF WASTE DISPOSAL FOR FOOD ORG	1,982.64		

# Payment Details by Invoice

# MUNICIPAL FUND



From Period 5      To Period 5      From Date 1/11/2020      To Date 30/11/2020

<i>Cheque/EFT Number</i>	<i>Payment Date</i>	<i>Payee</i>						<i>Payment Amount</i>
210146	30/11/2020	ALINTA SALES PTY LTD						132,201.70

	<i>Invoice Number</i>	<i>Payment Details</i>	<i>Amount</i>	<i>Discount</i>	<i>Retention</i>	<i>PPS</i>
\$APINVCE	80014342	BARRACK STREET PERTH	1,112.28			
\$APINVCE	80014343	HAY STREET PERTH	3,116.22			
\$APINVCE	80014347	11 PLAIN STREET EAST PERTH	1,136.60			
\$APINVCE	80014351	27 ST GEORGE'S TCE PERTH	29,593.60			
\$APINVCE	80014352	68A ROE STREET NORTHBRIDGE	5,187.71			
\$APINVCE	80014353	81 ROYAL STREET EAST PERTH	2,082.29			
\$APINVCE	80014354	OFFICE 0 LAKE STREET NORTHBRIDGE	1,944.30			
\$APINVCE	80014356	85 FRANCIS STREET NORTHBRIDGE	565.71			
\$APINVCE	80014357	579 HAY STREET PERTH	9,802.00			
\$APINVCE	80014360	JEWELL LANE EAST PERTH	1,666.33			
\$APINVCE	80014362	27 MAYFAIR STREET WEST PERTH	2,402.82			
\$APINVCE	80014363	UNIT 16/420 WELLINGTON STREET PERTH	449.48			
\$APINVCE	80014364	PARKER STREET NORTHBRIDGE	669.66			
\$APINVCE	80014365	WELLINGTON STREET WEST PERTH	1,439.88			
\$APINVCE	80014367	8/420 WELLINGTON STREET PERTH	272.97			
\$APINVCE	80014369	UNIT 13/420 WELLINGTON STREET PERTH	8,492.30			
\$APINVCE	80014370	5/420 WELLINGTON STREET PERTH	2,040.31			
\$APINVCE	80014371	419 FORREST PLACE PERTH	14,592.35			
\$APINVCE	80014372	UNIT B/1 MOUNTS BAY ROAD	13,773.87			
\$APINVCE	80014374	UNIT A MURRAY STREET PERTH	6,833.02			
\$APINVCE	80014375	PIER STREET PERTH	8,899.04			
\$APINVCE	80014376	VICTORIA AVENUE PERTH	1,264.15			
\$APINVCE	80014378	ADELAIDE TERRACE PERTH	3,863.34			
\$APINVCE	80014379	UNIT CS ELDER STREET PERTH	8,249.46			
\$APINVCE	80014381	2 LINWOOD COURT OSBORNE PARK	2,684.15			
\$APINVCE	80014425	MOUNTS BAY ROAD PERTH	67.86			

210147	30/11/2020	GOVERNOR'S ESTABLISHMENT						412.50
--------	------------	--------------------------	--	--	--	--	--	--------

	<i>Invoice Number</i>	<i>Payment Details</i>	<i>Amount</i>	<i>Discount</i>	<i>Retention</i>	<i>PPS</i>
\$APINVCE	100223	GOVERNMENT HOUSE FLOWERS - CITY OF PERTH	412.50			

# Payment Details by Invoice

# MUNICIPAL FUND




From Period 5      To Period 5      From Date 1/11/2020      To Date 30/11/2020

<i>Cheque/EFT Number</i>	<i>Payment Date</i>	<i>Payee</i>						<i>Payment Amount</i>
210148	30/11/2020	ACCESS BRICKPAVING CO						4,552.28
		<i>Invoice Number</i>	<i>Payment Details</i>	<i>Amount</i>	<i>Discount</i>	<i>Retention</i>	<i>PPS</i>	
		\$APINVCE 13112021	IRWIN ST LAW COURTS CROSSOVER. DEMOLITIO	1,467.29	29.35			
		\$APINVCE 13112022	HAROLD BOAS PARKS AND GARDEN COMPOUND	3,177.90	63.56			
					<b>92.91</b>			
210149	30/11/2020	SUNNY INDUSTRIAL BRUSHWARE						1,265.64
		<i>Invoice Number</i>	<i>Payment Details</i>	<i>Amount</i>	<i>Discount</i>	<i>Retention</i>	<i>PPS</i>	
		\$APINVCE 00022609	ANNUAL SWEEPER BRUSH BLANKET ORDER FOR 3	659.03				
		\$APINVCE 00022623	ANNUAL SWEEPER BRUSH BLANKET ORDER FOR 3	606.61				
210150	30/11/2020	EOS ELECTRICAL						63,863.57
		<i>Invoice Number</i>	<i>Payment Details</i>	<i>Amount</i>	<i>Discount</i>	<i>Retention</i>	<i>PPS</i>	
		\$APINVCE 00013619	GENERIC STREET BANNER INSTALLATION	815.60				
		\$APINVCE 13502B	CHRISTMAS DECORATIONS 2020 - INSTALL/ DI	58,534.03				
		\$APINVCE 00013592	CHRISTMAS DECORATIONS - SUPPLY AND INS	2,680.90				
		\$APINVCE 00013296	ELECTRICAL MAINTENANCE OF STREET LIGHTS	1,833.04				
210151	30/11/2020	JAMES BENNETT PTY LTD						257.32
		<i>Invoice Number</i>	<i>Payment Details</i>	<i>Amount</i>	<i>Discount</i>	<i>Retention</i>	<i>PPS</i>	
		\$APINVCE 4734328	ASSORTED E-BOOKS - PER AXS	257.32				
210152	30/11/2020	GILMOUR & JOOSTE ELECTRICAL						14,663.62
		<i>Invoice Number</i>	<i>Payment Details</i>	<i>Amount</i>	<i>Discount</i>	<i>Retention</i>	<i>PPS</i>	
		\$APINVCE INV-11249	INSTALL NETWORK CABLING TO COUNCIL BASEM	2,886.10				
		\$APINVCE INV-11239	ELECTRICAL MAINTENANCE FOR STREET LIGHTI	274.87				
		\$APINVCE INV-11238	ELECTRICAL MAINTENANCE FOR STREET LIGHTI	412.01				
		\$APINVCE INV-11098	ELECTRICAL MAINTENANCE FOR STREET LIGHTI	3,783.25				
		\$APINVCE INV-9216	SWITCHBOARD RECTIFICATION TO EASTBROOK T	7,307.39				
210153	30/11/2020	IMPERIAL GLASS						793.85
		<i>Invoice Number</i>	<i>Payment Details</i>	<i>Amount</i>	<i>Discount</i>	<i>Retention</i>	<i>PPS</i>	
		\$APINVCE 00201467	GLAZING MAINTENANCE - VARIOUS SITES - 20	793.85				

# Payment Details by Invoice

# MUNICIPAL FUND



From Period 5 To Period 5 From Date 1/11/2020 To Date 30/11/2020

<i>Cheque/EFT Number</i>	<i>Payment Date</i>	<i>Payee</i>					<i>Payment Amount</i>
210154	30/11/2020	DAIMLER TRUCKS PERTH					210.21
		<i>Invoice Number</i>	<i>Payment Details</i>	<i>Amount</i>	<i>Discount</i>	<i>Retention</i>	<i>PPS</i>
		\$APINVCE 6207099D	FILTERS FOR MERCEDES RUBBISH TRUCK SERVI	210.21			
210155	30/11/2020	LIGHTSPEED COMMUNICATIONS AUSTRALIA PTY LTD T/AS					73,410.60
		<i>Invoice Number</i>	<i>Payment Details</i>	<i>Amount</i>	<i>Discount</i>	<i>Retention</i>	<i>PPS</i>
		\$APINVCE 87065	COUNCIL HOUSE LEVEL 9 & 10 FIBRE INSTALL	6,467.14			
		\$APINVCE 87062	CAPITAL WORKS PROJECT CW10462 - CW PROJE	12,034.88			
		\$APINVCE 87059	Q24000 MOORE ST CCTV INFRASTRUCTURE	15,614.38			
		\$APINVCE 87061	Q24158, 24160, 21450, 24149	15,946.77			
		\$APINVCE 87064	Q24253 MOORE ST ADDITIONAL WORK	11,495.72			
		\$APINVCE 87060	WELLINGTON SQUARE ENHANCEMENT - FIBRE OP	11,851.71			
210156	30/11/2020	MCLEODS BARRISTERS AND SOLICITORS					1,221.80
		<i>Invoice Number</i>	<i>Payment Details</i>	<i>Amount</i>	<i>Discount</i>	<i>Retention</i>	<i>PPS</i>
		\$APINVCE 116143	REDEVELOPMENT OF FORREST CHASE	845.07			
		\$APINVCE 116044	PERTH CONCERT HALL LEASE - FIONA GRGICH	376.73			
210157	30/11/2020	ELECTRICITY GENERATION AND RETAIL CORPORATION					180.37
		<i>Invoice Number</i>	<i>Payment Details</i>	<i>Amount</i>	<i>Discount</i>	<i>Retention</i>	<i>PPS</i>
		\$APINVCE 355028820	90 MURRAY STREET PERTH	180.37			
210158	30/11/2020	THE ONLINE SHOPPING CO PTY LTD T/AS HIRE KING					1,350.00
		<i>Invoice Number</i>	<i>Payment Details</i>	<i>Amount</i>	<i>Discount</i>	<i>Retention</i>	<i>PPS</i>
		\$APINVCE O29075	6 X EXTRA HEAVY DUTY RETRACTABLE BARRIER	1,350.00			
210159	30/11/2020	ICONIC PROPERTY SERVICES					36,932.89
		<i>Invoice Number</i>	<i>Payment Details</i>	<i>Amount</i>	<i>Discount</i>	<i>Retention</i>	<i>PPS</i>
		\$APINVCE PSI0011649	CLEANING AND LOCK UP SERVICES VARIOUS PR	36,932.89			
210160	30/11/2020	A E HOSKINS & SONS					29,804.50
		<i>Invoice Number</i>	<i>Payment Details</i>	<i>Amount</i>	<i>Discount</i>	<i>Retention</i>	<i>PPS</i>
		\$APINVCE 442350	CARPET REPLACEMENT AT THE CITIPLACE COMM	29,804.50			

# Payment Details by Invoice

# MUNICIPAL FUND



From Period 5      To Period 5  
 From Date 1/11/2020      To Date 30/11/2020

<i>Cheque/EFT Number</i>	<i>Payment Date</i>	<i>Payee</i>						<i>Payment Amount</i>
210161	30/11/2020	CSE CROSSCOM PTY LTD						4,757.50
		<u>Invoice Number</u>	<u>Payment Details</u>	<u>Amount</u>	<u>Discount</u>	<u>Retention</u>	<u>PPS</u>	
		\$APINVCE 430539	SURVEILLANCE TWO WAY AIR TIME 20-21	962.50				
		\$APINVCE 430541	CSE CROSSCOM TWO WAY RADIO FEES - CPP OP	577.50				
		\$APINVCE 430543	RANGER TWO WAY AIR TIME 20-21	632.50				
		\$APINVCE 430546	RANGER TWO WAY AIR TIME 20-21	220.00				
		\$APINVCE 430548	FIRE WARDENS AND PPM RADIO UNITS ONGOING	385.00				
		\$APINVCE 430544	CROSSCOM - 3 X RADIO RENTALS - ICITY KIO	82.50				
		\$APINVCE 430540	PROVISION OF TWO-WAY RADIOS - WAC DAY AN	1,787.50				
		\$APINVCE 430542	ANNUAL RADIO HIRE CHARGE FOR BOTH EH AND	110.00				
210162	30/11/2020	COLLEAGUES NAGELS PTY LTD						4,724.94
		<u>Invoice Number</u>	<u>Payment Details</u>	<u>Amount</u>	<u>Discount</u>	<u>Retention</u>	<u>PPS</u>	
		\$APINVCE R45894	TICKETS FOR DATAPARK EQUIPMENT	4,724.94				
210163	30/11/2020	THE BRAND AGENCY						605.00
		<u>Invoice Number</u>	<u>Payment Details</u>	<u>Amount</u>	<u>Discount</u>	<u>Retention</u>	<u>PPS</u>	
		\$APINVCE 245136	ALWAYS ON - AUGUST MEDIA	605.00				
210164	30/11/2020	WESTERN METROPOLITAN REGIONAL COUNCIL						57.97
		<u>Invoice Number</u>	<u>Payment Details</u>	<u>Amount</u>	<u>Discount</u>	<u>Retention</u>	<u>PPS</u>	
		\$APINVCE M-2011403	GREEN WASTE TIPPING FEES 20/21	57.97				
210165	30/11/2020	THE TRUSTEE FOR THE SWIFT FLOW UNIT TRUST						2,295.00
		<u>Invoice Number</u>	<u>Payment Details</u>	<u>Amount</u>	<u>Discount</u>	<u>Retention</u>	<u>PPS</u>	
		\$APINVCE 10269	VARIOUS SITES - UNPLANNED PLUMBING MAINT	123.23				
		\$APINVCE 10365	VARIOUS SITES - UNPLANNED PLUMBING MAINT	832.00				
		\$APINVCE 10268	VARIOUS SITES - UNPLANNED PLUMBING MAINT	246.47				
		\$APINVCE 10273	VARIOUS SITES - UNPLANNED PLUMBING MAINT	369.70				
		\$APINVCE 10549	VARIOUS SITES - UNPLANNED PLUMBING MAINT	338.54				
		\$APINVCE 10555	VARIOUS SITES - UNPLANNED PLUMBING MAINT	259.86				
		\$APINVCE 10552	VARIOUS SITES - UNPLANNED PLUMBING MAINT	125.20				
210166	30/11/2020	ROWSON'S PLUMBING SERVICES PTY LTD						243.68
		<u>Invoice Number</u>	<u>Payment Details</u>	<u>Amount</u>	<u>Discount</u>	<u>Retention</u>	<u>PPS</u>	
		\$APINVCE 818289	VARIOUS SITES - UNPLANNED PLUMBING MAINT	243.68				

# Payment Details by Invoice

# MUNICIPAL FUND



From Period 5      To Period 5      From Date 1/11/2020      To Date 30/11/2020

<i>Cheque/EFT Number</i>	<i>Payment Date</i>	<i>Payee</i>					<i>Payment Amount</i>
210167	30/11/2020	SONTEC INTEGRATED SYSTEMS					1,647.25
		<i>Invoice Number</i>	<i>Payment Details</i>	<i>Amount</i>	<i>Discount</i>	<i>Retention</i>	<i>PPS</i>
		\$APINVCE 17379	VARIOUS COUNCIL HOUSE CALLOUTS - WO31195	429.00			
		\$APINVCE 17380	VARIOUS COUNCIL HOUSE CALLOUTS - WO31195	368.50			
		\$APINVCE 17381	VARIOUS COUNCIL HOUSE CALLOUTS - WO31195	368.50			
		\$APINVCE 17378	VARIOUS COUNCIL HOUSE CALLOUTS - WO31195	244.75			
		\$APINVCE 17377	VARIOUS COUNCIL HOUSE CALLOUTS - WO31195	236.50			
210168	30/11/2020	ALLMAKES PTY LTD T/AS BRANDWORX AUSTRALIA					3,987.43
		<i>Invoice Number</i>	<i>Payment Details</i>	<i>Amount</i>	<i>Discount</i>	<i>Retention</i>	<i>PPS</i>
		\$APINVCE 727839	UNIFORMS FOR 41 STAFF AT LIBRARY	207.96			
		\$APINVCE 727838	UNIFORMS FOR 41 STAFF AT LIBRARY	233.71			
		\$APINVCE 727832	UNIFORMS FOR 41 STAFF AT LIBRARY	136.60			
		\$APINVCE 727808	BRANDWORKX 20/21	344.28			
		\$APINVCE 727816	UNIFORM PARKING INFORMATION OFFICERS & P	294.01			
		\$APINVCE 727819	UNIFORM PARKING INFORMATION OFFICERS & P	341.51			
		\$APINVCE 727817	UNIFORM PARKING INFORMATION OFFICERS & P	112.90			
		\$APINVCE 727807	UNIFORM FOR RANGERS 2020/21	240.50			
		\$APINVCE 727806	UNIFORM FOR RANGERS 2020/21	268.51			
		\$APINVCE 727811	UNIFORM FOR RANGERS 2020/21	199.01			
		\$APINVCE 727812	UNIFORM PARKING INFORMATION OFFICERS & P	37.10			
		\$APINVCE 727813	UNIFORM PARKING INFORMATION OFFICERS & P	342.01			
		\$APINVCE 727815	UNIFORM PARKING INFORMATION OFFICERS & P	95.00			
		\$APINVCE 727810	BRANDWORKX 20/21	318.85			
		\$APINVCE 727809	BRANDWORKX 20/21	351.60			
		\$APINVCE 727814	BRANDWORKX 20/21	321.39			
		\$APINVCE 727818	UNIFORM PARKING INFORMATION OFFICERS & P	142.49			
210169	30/11/2020	JAYMAK PERTH					193.60
		<i>Invoice Number</i>	<i>Payment Details</i>	<i>Amount</i>	<i>Discount</i>	<i>Retention</i>	<i>PPS</i>
		\$APINVCE 00011191	REGULAR CLEANING OF FILTERS IN COMMUNITY	193.60			
210170	30/11/2020	ESSENTIAL FIRE SERVICES PTY LTD					121.00
		<i>Invoice Number</i>	<i>Payment Details</i>	<i>Amount</i>	<i>Discount</i>	<i>Retention</i>	<i>PPS</i>
		\$APINVCE 73660SM	SERVICE OF EVENTS TEAM FIRE EXTINGUISHER	121.00			



# Payment Details by Invoice

# MUNICIPAL FUND



From Period 5      To Period 5  
 From Date 1/11/2020      To Date 30/11/2020

<i>Cheque/EFT Number</i>	<i>Payment Date</i>	<i>Payee</i>						<i>Payment Amount</i>
210171	30/11/2020	HOBAN RECRUITMENT						14,365.38
		<i>Invoice Number</i>	<i>Payment Details</i>	<i>Amount</i>	<i>Discount</i>	<i>Retention</i>	<i>PPS</i>	
		\$APINVCE H50335	HOBAN - LABOUR HIRE 20/21	1,543.04				
		\$APINVCE H50338	ELECTRICAL ENGINEER TEMP	2,792.63				
		\$APINVCE H50336	CONTRACT STAFF FOR CDS SITE UNTIL 31/12/	2,521.58				
		\$APINVCE H50334	DEPOT WORKSHOP TA LABOUR HIRE FOR TA JES	1,210.92				
		\$APINVCE H50341	CONTRACT STAFF FOR CDS SITE UNTIL 31/12/	1,314.86				
		\$APINVCE H50035	CONTRACT STAFF FOR CDS SITE UNTIL 31/12/	4,982.35				
210172	30/11/2020	BEN TAYLOR						1,500.00
		<i>Invoice Number</i>	<i>Payment Details</i>	<i>Amount</i>	<i>Discount</i>	<i>Retention</i>	<i>PPS</i>	
		\$APINVCE 12112020	WELCOME TO COUNTRY IRWIN ST PLAZA	1,500.00				
210173	30/11/2020	THE TRUSTEE FOR L JEFFERY FAMILY TRUST T/AS						1,005.00
		<i>Invoice Number</i>	<i>Payment Details</i>	<i>Amount</i>	<i>Discount</i>	<i>Retention</i>	<i>PPS</i>	
		\$APINVCE 00006909	HIRE OF 6M X 3M MARQUEE FOR HAY STREET P	1,005.00				
210174	30/11/2020	LENARA NOMINEES PTY LTD T/AS PERTH NEWS DELIVERY						117.40
		<i>Invoice Number</i>	<i>Payment Details</i>	<i>Amount</i>	<i>Discount</i>	<i>Retention</i>	<i>PPS</i>	
		\$APINVCE 30347	NEWSPAPERS - LEVEL 2	69.90				
		\$APINVCE 30358	LENARA NOMINEES P/L - PERTH NEWS DELIVER	47.50				
210175	30/11/2020	THE TRUSTEE FOR UNDER-XS SCRATCH AND DENT TRUST						695.00
		<i>Invoice Number</i>	<i>Payment Details</i>	<i>Amount</i>	<i>Discount</i>	<i>Retention</i>	<i>PPS</i>	
		\$APINVCE 1757	REPAIRS TO 1BGH385 - DEPOT GATE CLOSING	695.00				
210176	30/11/2020	METRO TRAFFIC PLANNING PTY LTD						2,288.00
		<i>Invoice Number</i>	<i>Payment Details</i>	<i>Amount</i>	<i>Discount</i>	<i>Retention</i>	<i>PPS</i>	
		\$APINVCE INV-1250	SKYWORKS 2021 TMP AND HVM PLAN DESIGN	2,288.00				
210177	30/11/2020	J.H. FLUID TRANSFER SOLUTIONS PTY LTD T/AS PIRTEK						931.06
		<i>Invoice Number</i>	<i>Payment Details</i>	<i>Amount</i>	<i>Discount</i>	<i>Retention</i>	<i>PPS</i>	
		\$APINVCE ML-T00037352	REPLACEMENT HYDRAULIC HOSE FOR PARKS	585.57				
		\$APINVCE ML-T00037353	REPLACEMENT HYDRAULIC HOSE FOR PARKS	345.49				



# Payment Details by Invoice

# MUNICIPAL FUND



From Period 5 To Period 5 From Date 1/11/2020 To Date 30/11/2020

<i>Cheque/EFT Number</i>	<i>Payment Date</i>	<i>Payee</i>					<i>Payment Amount</i>
210178	30/11/2020	THE GRIFFITH FAMILY TRUST T/AS SUPERSTOCK SERVICES					108.50
		<i>Invoice Number</i>	<i>Payment Details</i>	<i>Amount</i>	<i>Discount</i>	<i>Retention</i>	<i>PPS</i>
		\$APINVCE 40433837	FRUIT JUICE AND DAIRY PRODUCTS FOR THE C	108.50			
210179	30/11/2020	SELECT FRESH PTY LTD					180.79
		<i>Invoice Number</i>	<i>Payment Details</i>	<i>Amount</i>	<i>Discount</i>	<i>Retention</i>	<i>PPS</i>
		\$APINVCE 284372	FRUIT AND VEGETABLES	180.79			
210180	30/11/2020	GPC ASIA PACIFIC PTY LTD T/AS COVS					71.48
		<i>Invoice Number</i>	<i>Payment Details</i>	<i>Amount</i>	<i>Discount</i>	<i>Retention</i>	<i>PPS</i>
		\$APINVCE 1640249888	WORKSHOP CONSUMABLES	53.51			
		\$APINVCE 1640249889	BATTERY MASTER SWITCH FOR LARGE	17.97			
210181	30/11/2020	PERTH MATERIALS BLOWING PTY LTD					550.00
		<i>Invoice Number</i>	<i>Payment Details</i>	<i>Amount</i>	<i>Discount</i>	<i>Retention</i>	<i>PPS</i>
		\$APINVCE 519	SLINGER TRUCK MULCHING	550.00			
210182	30/11/2020	JAKE CORMACK GRIFFIN					720.00
		<i>Invoice Number</i>	<i>Payment Details</i>	<i>Amount</i>	<i>Discount</i>	<i>Retention</i>	<i>PPS</i>
		\$APINVCE 202022	CHRISTMAS DECALS AND ECOFLEX SIGNS	720.00			
210183	30/11/2020	TUDORVIEW HOLDINGS PTY LTD T/AS MILLS WILSON					880.00
		<i>Invoice Number</i>	<i>Payment Details</i>	<i>Amount</i>	<i>Discount</i>	<i>Retention</i>	<i>PPS</i>
		\$APINVCE 20/5814	SPEECH WRITING FOR EM SWEARING IN /INDUC	880.00			
210184	30/11/2020	EMMA MADLE					3,000.00
		<i>Invoice Number</i>	<i>Payment Details</i>	<i>Amount</i>	<i>Discount</i>	<i>Retention</i>	<i>PPS</i>
		\$APINVCE WVD028	EVENT QUICK RESPONSE GRANT - PERTH VEGAN	3,000.00			
210185	30/11/2020	HAMA PRODUCTIONS PTY LTD					25,300.00
		<i>Invoice Number</i>	<i>Payment Details</i>	<i>Amount</i>	<i>Discount</i>	<i>Retention</i>	<i>PPS</i>
		\$APINVCE 00000117	CHRISTMAS CONCERTS - CONCERT 1 & 4 ENTER	25,300.00			
210186	30/11/2020	DAVID WINCH					150.00
		<i>Invoice Number</i>	<i>Payment Details</i>	<i>Amount</i>	<i>Discount</i>	<i>Retention</i>	<i>PPS</i>
		\$APINVCE 1	MUSIC FOR EVENTS	150.00			

# Payment Details by Invoice

# MUNICIPAL FUND



From Period 5 To Period 5 From Date 1/11/2020 To Date 30/11/2020

<i>Cheque/EFT Number</i>	<i>Payment Date</i>	<i>Payee</i>						<i>Payment Amount</i>
210187	30/11/2020	B.S DAVIS & O.M HENDRY						5,000.00
		<i>Invoice Number</i>	<i>Payment Details</i>	<i>Amount</i>	<i>Discount</i>	<i>Retention</i>	<i>PPS</i>	
		\$APINVCE 121120	ARTS & CULTURE QRG FOR NOT SOLD SEPARATE	5,000.00				
210188	30/11/2020	THE TRUSTEE FOR CAYJAELE T/AS SVENSKA KJ						3,971.00
		<i>Invoice Number</i>	<i>Payment Details</i>	<i>Amount</i>	<i>Discount</i>	<i>Retention</i>	<i>PPS</i>	
		\$APINVCE INV-0218	PCH THEATRE SEATS COVERS	3,971.00				
210189	30/11/2020	CORPORATE TRAINING SERVICES PTY LTD T/AS						1,395.00
		<i>Invoice Number</i>	<i>Payment Details</i>	<i>Amount</i>	<i>Discount</i>	<i>Retention</i>	<i>PPS</i>	
		\$APINVCE 00001354	BROWN WYATT CORPORATE TRAINING	1,395.00				
210190	30/11/2020	BLUE COLLAR PEOPLE						21,673.81
		<i>Invoice Number</i>	<i>Payment Details</i>	<i>Amount</i>	<i>Discount</i>	<i>Retention</i>	<i>PPS</i>	
		\$APINVCE 00149315	LABOUR HIRE NIGHTSHIFT WE 8/11/20	9,303.56				
		\$APINVCE 00149316	BLUE COLLAR CONTRACTOR FROM 02/11/20 TO	12,370.25				
210191	30/11/2020	BOFFINS BOOKSHOP PTY LTD						134.06
		<i>Invoice Number</i>	<i>Payment Details</i>	<i>Amount</i>	<i>Discount</i>	<i>Retention</i>	<i>PPS</i>	
		\$APINVCE INV0140139	ASSORTED LIBRARY STOCK	83.67				
		\$APINVCE INV0140146	LIBRARY STOCK - ASSORTED JUNIOR BOOKS	50.39				
210192	30/11/2020	BUNNINGS BUILDING SUPPLIES P/L						4,511.81
		<i>Invoice Number</i>	<i>Payment Details</i>	<i>Amount</i>	<i>Discount</i>	<i>Retention</i>	<i>PPS</i>	
		\$APINVCE 2404/99833570	SUPPLY OF 63 X 0010669 JARRAH DAR PRIME	1,800.66				
		\$APINVCE 2404/99833571	SUPPLY OF 63 X 0010669 JARRAH DAR PRIME	2,711.15				
210193	30/11/2020	CABCHARGE AUSTRALIA PTY LTD						619.67
		<i>Invoice Number</i>	<i>Payment Details</i>	<i>Amount</i>	<i>Discount</i>	<i>Retention</i>	<i>PPS</i>	
		\$APINVCE 25079536P2011	CABCHARGEACC. 25079536 CITIZENSHIP - SAF	619.67				
210194	30/11/2020	CITY OF MELVILLE						132,000.00
		<i>Invoice Number</i>	<i>Payment Details</i>	<i>Amount</i>	<i>Discount</i>	<i>Retention</i>	<i>PPS</i>	
		\$APINVCE 61859	SECONDMENT - KYLIE JOHNSON AS ALLIANCE M	132,000.00				

# Payment Details by Invoice

# MUNICIPAL FUND



From Period 5      To Period 5  
 From Date 1/11/2020      To Date 30/11/2020

<i>Cheque/EFT Number</i>	<i>Payment Date</i>	<i>Payee</i>					<i>Payment Amount</i>
210195	30/11/2020	DARDANUP BUTCHERING UNIT TRUST T/AS DARDANUP					291.44
		<i>Invoice Number</i>	<i>Payment Details</i>	<i>Amount</i>	<i>Discount</i>	<i>Retention</i>	<i>PPS</i>
		\$APINVCE	BL548443 DARDANUP MEATS	291.44			
210196	30/11/2020	DEPUTY COMMISSIONER OF TAXATION					576,411.00
		<i>Invoice Number</i>	<i>Payment Details</i>	<i>Amount</i>	<i>Discount</i>	<i>Retention</i>	<i>PPS</i>
		\$HRPAYJNL	F 20/11/2020 WITHHOLDING TAX (PAYG)	451,846.00			
		\$HRPAYJNL	F 20/11/2020 EXTRA TAX	1,785.00			
		\$HRPAYJNL	F 20/11/2020 HELP	12,112.00			
		\$HRPAYJNL	F 20/11/2020 SFSS	482.00			
		\$HRPAYJNL	EF 20/11/2020 WITHHOLDING TAX (PAYG)	99,048.00			
		\$HRPAYJNL	EF 20/11/2020 EXTRA TAX	550.00			
		\$HRPAYJNL	EF 20/11/2020 HELP	1,026.00			
		\$HRPAYJNL	F 20/11/2020 WITHHOLDING TAX (PAYG)	9,400.00			
		\$HRPAYJNL	F 20/11/2020 ETP TAX (CODE O)	162.00			
210197	30/11/2020	FARINOSI & SONS PTY LTD					499.74
		<i>Invoice Number</i>	<i>Payment Details</i>	<i>Amount</i>	<i>Discount</i>	<i>Retention</i>	<i>PPS</i>
		\$APINVCE	10983463 SUPPLY 1 X DYNABOLT 10050 HEX NUT GALV (	281.81			
		\$APINVCE	10983462 SUPPLY 2 X DYNABOLT 10050 GALV BOX - 50	217.93			
210198	30/11/2020	ELGAS SWAP AND GO					44.31
		<i>Invoice Number</i>	<i>Payment Details</i>	<i>Amount</i>	<i>Discount</i>	<i>Retention</i>	<i>PPS</i>
		\$APINVCE	0363310912 GAS BOTTLE EXCHANGE FOR VIC GARDENS BBQS	44.31			
210199	30/11/2020	GEORGIU GROUP PTY LTD					2,269,881.81
		<i>Invoice Number</i>	<i>Payment Details</i>	<i>Amount</i>	<i>Discount</i>	<i>Retention</i>	<i>PPS</i>
		\$APINVCE	21CS0440 EAST END REVITALISATION - CIVIL, ELECTRI	2,269,881.81			
210200	30/11/2020	HAYS PERSONNEL SERVICES (AUST) PTY LTD					4,177.67
		<i>Invoice Number</i>	<i>Payment Details</i>	<i>Amount</i>	<i>Discount</i>	<i>Retention</i>	<i>PPS</i>
		\$APINVCE	9585646 BARRY DAVIES. SYSTEMS INTEGRATION JULY	4,177.67			
210201	30/11/2020	HYDROQUIP PUMPS					313.50
		<i>Invoice Number</i>	<i>Payment Details</i>	<i>Amount</i>	<i>Discount</i>	<i>Retention</i>	<i>PPS</i>
		\$APINVCE	INV-41950 CLAUSEBROOK LAKE RECIRCULATION PUMP TROU	313.50			

# Payment Details by Invoice

# MUNICIPAL FUND



From Period 5      To Period 5  
 From Date 1/11/2020      To Date 30/11/2020

<i>Cheque/EFT Number</i>	<i>Payment Date</i>	<i>Payee</i>						<i>Payment Amount</i>
210202	30/11/2020	JONES LANG LASALLE (WA)PTY LTD						57,366.42
		<i>Invoice Number</i>	<i>Payment Details</i>	<i>Amount</i>	<i>Discount</i>	<i>Retention</i>	<i>PPS</i>	
		\$APINVCE 5456785	ENEX 100 RENT LOADING DOCK 14 -2020/2021	57,366.42				
210203	30/11/2020	STATE LIBRARY OF WA						177.20
		<i>Invoice Number</i>	<i>Payment Details</i>	<i>Amount</i>	<i>Discount</i>	<i>Retention</i>	<i>PPS</i>	
		\$APINVCE RI026858	NORTHBRIDGE INFORMATION SESSION, 28-11-2	177.20				
210204	30/11/2020	LIGHT APPLICATIONS						54,648.00
		<i>Invoice Number</i>	<i>Payment Details</i>	<i>Amount</i>	<i>Discount</i>	<i>Retention</i>	<i>PPS</i>	
		\$APINVCE 82826	CHRISTMAS DECORATIONS STAR - SUPPLY OF	54,648.00				
210205	30/11/2020	MAJOR MOTORS PTY LTD						701.76
		<i>Invoice Number</i>	<i>Payment Details</i>	<i>Amount</i>	<i>Discount</i>	<i>Retention</i>	<i>PPS</i>	
		\$APINVCE 973416	REAR BRAKE SHOES, GASKETS AND OIL SEALS	701.76				
210206	30/11/2020	PARALLAX PRODUCTIONS PTY LTD						1,199.00
		<i>Invoice Number</i>	<i>Payment Details</i>	<i>Amount</i>	<i>Discount</i>	<i>Retention</i>	<i>PPS</i>	
		\$APINVCE INV-0569	EXHIBITION INSTALLATION CONTRACTOR ENGAG	1,199.00				
210207	30/11/2020	BUSINESS EVENTS PERTH T/AS BUSINESS EVENTS PERTH						143,000.00
		<i>Invoice Number</i>	<i>Payment Details</i>	<i>Amount</i>	<i>Discount</i>	<i>Retention</i>	<i>PPS</i>	
		\$APINVCE 00000118	ECONOMIC DEV SPONSORSHIP - BUSINESS EVEN	143,000.00				
210208	30/11/2020	RECORDS AND INFORMATION MGNT PROFESSIONALS						165.00
		<i>Invoice Number</i>	<i>Payment Details</i>	<i>Amount</i>	<i>Discount</i>	<i>Retention</i>	<i>PPS</i>	
		\$APINVCE 254742	DIGITAL ARCHIVING, PRESERVATION & CONTIN	165.00				
210209	30/11/2020	RSEA PTY LTD						188.69
		<i>Invoice Number</i>	<i>Payment Details</i>	<i>Amount</i>	<i>Discount</i>	<i>Retention</i>	<i>PPS</i>	
		\$APINVCE 10930752	SAFETY CLOTHING	188.69				
210210	30/11/2020	ST JOHN AMBULANCE AUSTRALIA						1,327.50
		<i>Invoice Number</i>	<i>Payment Details</i>	<i>Amount</i>	<i>Discount</i>	<i>Retention</i>	<i>PPS</i>	
		\$APINVCE FAINV00591344	PROVIDE FIRST AID - 1 DAY 10 STUDENT(S)	1,327.50				

# Payment Details by Invoice

# MUNICIPAL FUND



From Period 5      To Period 5      From Date 1/11/2020      To Date 30/11/2020

<i>Cheque/EFT Number</i>	<i>Payment Date</i>	<i>Payee</i>					<i>Payment Amount</i>
210211	30/11/2020	SCOTT PRINT					1,780.90
		<i>Invoice Number</i>	<i>Payment Details</i>	<i>Amount</i>	<i>Discount</i>	<i>Retention</i>	<i>PPS</i>
		\$APINVCE 148689	CATALOGUE FOR MOORDITJ BRIDYAS - ELDERS	1,780.90			
210212	30/11/2020	SHERIDANS FOR BADGES					310.20
		<i>Invoice Number</i>	<i>Payment Details</i>	<i>Amount</i>	<i>Discount</i>	<i>Retention</i>	<i>PPS</i>
		\$APINVCE 80996	ELDERS ADVISORY GROUP BADGES	310.20			
210213	30/11/2020	TOTAL EDEN PTY LTD					990.26
		<i>Invoice Number</i>	<i>Payment Details</i>	<i>Amount</i>	<i>Discount</i>	<i>Retention</i>	<i>PPS</i>
		\$APINVCE 411072442	SUPPLY 24 HUNTER I20 ULTRA SPRINKLER	990.26			
210214	30/11/2020	T QUIP					147.50
		<i>Invoice Number</i>	<i>Payment Details</i>	<i>Amount</i>	<i>Discount</i>	<i>Retention</i>	<i>PPS</i>
		\$APINVCE 96628#7	REPLACEMENT BUMPER FOR PARKS SMALLER	147.50			
210215	30/11/2020	TURF CARE WA PTY LTD					46,076.01
		<i>Invoice Number</i>	<i>Payment Details</i>	<i>Amount</i>	<i>Discount</i>	<i>Retention</i>	<i>PPS</i>
		\$APINVCE INV-1526	APPLY ICL PRO TURF (HI N) FERTILISER	42,492.21			
		\$APINVCE INV-1527	KELPRO APPLICATIONS	3,583.80			
210216	30/11/2020	ULTIMO CATERING & EVENTS PTY LTD					492.80
		<i>Invoice Number</i>	<i>Payment Details</i>	<i>Amount</i>	<i>Discount</i>	<i>Retention</i>	<i>PPS</i>
		\$APINVCE 00410268	COP CATERING SUPPLIES	492.80			
210217	30/11/2020	WARP PTY LTD					3,446.86
		<i>Invoice Number</i>	<i>Payment Details</i>	<i>Amount</i>	<i>Discount</i>	<i>Retention</i>	<i>PPS</i>
		\$APINVCE 116456	PROVIDE TRAFFIC MANAGEMENT	1,843.21			
		\$APINVCE 116457	SUPPLY AND INSTALLATION OF 4X VARIABLE M	1,603.65			
210218	30/11/2020	DOWNER EDI WORKS					104,580.26
		<i>Invoice Number</i>	<i>Payment Details</i>	<i>Amount</i>	<i>Discount</i>	<i>Retention</i>	<i>PPS</i>
		\$APINVCE 6009815	ROAD RENEWAL PROJECTS - DOWNER EDI WORKS	104,580.26			
210219	30/11/2020	STEPHEN MCCRACKEN					608.06
		<i>Invoice Number</i>	<i>Payment Details</i>	<i>Amount</i>	<i>Discount</i>	<i>Retention</i>	<i>PPS</i>
		\$APINVCE 10112020	RFD REMOTES X 2 & UNUSED PARKING DAYS	608.06			

# Payment Details by Invoice

# MUNICIPAL FUND



From Period 5      To Period 5      From Date 1/11/2020      To Date 30/11/2020

<i>Cheque/EFT Number</i>	<i>Payment Date</i>	<i>Payee</i>					<i>Payment Amount</i>
210220	30/11/2020	HELEN TINCKNELL					48.60
	\$APINVCE	<u>Invoice Number</u> 09102020	<u>Payment Details</u> RFD CRAFT SUPPLIES	<u>Amount</u> 48.60	<u>Discount</u>	<u>Retention</u>	<u>PPS</u>
210221	30/11/2020	PERTH VEGAN EXPO					500.00
	\$APINVCE	<u>Invoice Number</u> EV-2020156	<u>Payment Details</u> BOND REFUND-WORLD VEGAN DAT EV-2020/156	<u>Amount</u> 500.00	<u>Discount</u>	<u>Retention</u>	<u>PPS</u>
210222	30/11/2020	JUDY E SAME					65.00
	\$APINVCE	<u>Invoice Number</u> 26112020	<u>Payment Details</u> CAR DETAILING DUE TO STREET CLEAN	<u>Amount</u> 65.00	<u>Discount</u>	<u>Retention</u>	<u>PPS</u>
210223	30/11/2020	MARTIN COPEMAN					2,700.00
	\$APINVCE	<u>Invoice Number</u> 29102020	<u>Payment Details</u> STUDY ASSISTANCE - M COPEMAN	<u>Amount</u> 2,700.00	<u>Discount</u>	<u>Retention</u>	<u>PPS</u>
210224	30/11/2020	240 ADELAIDE TERRACE PTY LTD					17,500.00
	\$APINVCE	<u>Invoice Number</u> DEMO202037	<u>Payment Details</u> RFD WORKBOND-238 ADELAIDE TCE-DEMO-2020/	<u>Amount</u> 17,500.00	<u>Discount</u>	<u>Retention</u>	<u>PPS</u>
210225	30/11/2020	EDWARD HARKIN					8.00
	\$APINVCE	<u>Invoice Number</u> 24112020	<u>Payment Details</u> RFD PARKING MONIES	<u>Amount</u> 8.00	<u>Discount</u>	<u>Retention</u>	<u>PPS</u>
210226	30/11/2020	HIGGINS COATINGS PTY LTD					4,200.00
	\$APINVCE	<u>Invoice Number</u> TECH/HG-20	<u>Payment Details</u> RFD WORKBOND-TECH/HG-2020/28	<u>Amount</u> 4,200.00	<u>Discount</u>	<u>Retention</u>	<u>PPS</u>

# Payment Details by Invoice

# MUNICIPAL FUND



From Period 5      To Period 5      From Date 1/11/2020      To Date 30/11/2020

<i>Cheque/EFT Number</i>	<i>Payment Date</i>	<i>Payee</i>	<i>Payment Amount</i>
J226359	1/11/2020	COMMONWEALTH BANK CORPORATE CHARGE CARD	8,777.35

<i>Invoice Number</i>	<i>Payment Details</i>	<i>Amount</i>	<i>Discount</i>	<i>Retention</i>	<i>PPS</i>
\$APINVCE	OCT-20 A BANKS-MCALLISTER CREDIT CARD OCT	55.00			
\$APINVCE	OCT-20 B FITZPATRICK CREDIT CARD OCT 20	22.89			
\$APINVCE	OCT-20 B LITCHFIELD CREDIT CARD OCT 20	471.00			
\$APINVCE	OCT-20 C LIM-ABRAHAMS CREDIT CARD OCT 20	562.42			
\$APINVCE	OCT-20 E MUELLER CREDIT CARD OCT 20	44.00			
\$APINVCE	OCT-20 J MOLLOY CREDIT CARD OCT 20	939.44			
\$APINVCE	OCT-20 K CHADFIELD CREDIT CARD OCT 20	393.00			
\$APINVCE	OCT-20 K PARKER CREDIT CARD OCT 20	268.58			
\$APINVCE	OCT-20 K SOSSI CREDIT CARD OCT 20	1,396.79			
\$APINVCE	OCT-20 K WRIGGLESWORTH CREDIT CARD OCT 20	362.80			
\$APINVCE	OCT-20 L MAYBERRY CREDIT CARD OCT 20	23.095			
\$APINVCE	OCT-20 N LANGOULANT CREDIT CARD OCT 20	117.95			
\$APINVCE	OCT-20 P ANASTAS CREDIT CARD OCT 20	136.68			
\$APINVCE	OCT-20 R EATON CREDIT CARD OCT 20	119.77			
\$APINVCE	OCT-20 S GLYNN CREDIT CARD OCT 20	611.82			
\$APINVCE	OCT-20 S MCDUGALL CREDIT CARD OCT 20	135.14			
\$APINVCE	OCT-20 S TSEN CREDIT CARD OCT 20	89.27			
\$APINVCE	OCT-20 S SINGH CREDIT CARD OCT 20	3,027.71			

# Payment Details by Invoice

# MUNICIPAL FUND



From Period 5

To Period 5

From Date 1/11/2020

To Date 30/11/2020

*Cheque/EFT*

*Number*

*Payment Date*

*Payee*

*Payment Amount*



# Payment Details by Invoice

# MUNICIPAL FUND



From Period 5      To Period 5      From Date 1/11/2020      To Date 30/11/2020

<i>Cheque/EFT Number</i>	<i>Payment Date</i>	<i>Payee</i>	<i>Payment Amount</i>
J226372	2/11/2020	MERCER (AUSTRALIA) PTY LTD	21,331.39

	<i>Invoice Number</i>	<i>Payment Details</i>	<i>Amount</i>	<i>Discount</i>	<i>Retention</i>	<i>PPS</i>
\$HRPAYJNL	EF 23/10/2020	EMPLOYEE CONTRIBUTION - POST TAX (%)	52.78			
\$HRPAYJNL	EF 23/10/2020	EMPLOYEE CONTRIBUTION - PRETAX (%)	1,523.79			
\$HRPAYJNL	EF 23/10/2020	CC SCHEME EMPLOYEE CONTRIBUTION - PRETAX	1,127.78			
\$HRPAYJNL	EF 23/10/2020	CC SCHEME EMPLOYEE CONTRIBUTION - POSTTA	1,943.48			
\$HRPAYJNL	EF 23/10/2020	5% COUNCIL MATCHED COMPANY CONTRIBUTION	132.75			
\$HRPAYJNL	EF 23/10/2020	5% COUNCIL MATCHED COMPANY CONTRIBUTION	258.06			
\$HRPAYJNL	EF 23/10/2020	5% COUNCIL MATCHED COMPANY CONTRIBUTION	890.33			
\$HRPAYJNL	EF 23/10/2020	5% COUNCIL MATCHED COMPANY CONTRIBUTION	326.50			
\$HRPAYJNL	EF 23/10/2020	5% COUNCIL MATCHED COMPANY CONTRIBUTION	155.93			
\$HRPAYJNL	EF 23/10/2020	5% COUNCIL MATCHED COMPANY CONTRIBUTION	639.44			
\$HRPAYJNL	EF 23/10/2020	5% COUNCIL MATCHED COMPANY CONTRIBUTION	1,078.02			
\$HRPAYJNL	EF 23/10/2020	5% COUNCIL MATCHED COMPANY CONTRIBUTION	146.56			
\$HRPAYJNL	EF 23/10/2020	SGC COMPULSORY DEFINED BENEFIT 9%	1,602.59			
\$HRPAYJNL	EF 23/10/2020	SGC COMPULSORY DEFINED BENEFIT 9%	263.82			
\$HRPAYJNL	EF 23/10/2020	SGC COMPULSORY DEFINED BENEFIT 9%	280.67			
\$HRPAYJNL	EF 23/10/2020	SGC COMPULSORY DEFINED BENEFIT 9%	1,151.01			
\$HRPAYJNL	EF 23/10/2020	SGC COMPULSORY DEFINED BENEFIT 9%	587.71			
\$HRPAYJNL	EF 23/10/2020	SGC COMPULSORY DEFINED BENEFIT 9%	238.96			
\$HRPAYJNL	EF 23/10/2020	SGC COMPULSORY DEFINED BENEFIT 9%	464.51			
\$HRPAYJNL	EF 23/10/2020	SGC COMPULSORY DEFINED BENEFIT 9%	1,940.44			
\$HRPAYJNL	EF 23/10/2020	SGC COMPULSORY DEFINED BENEFIT >9%	15.59			
\$HRPAYJNL	EF 23/10/2020	SGC COMPULSORY DEFINED BENEFIT >9%	14.66			
\$HRPAYJNL	EF 23/10/2020	SGC COMPULSORY DEFINED BENEFIT >9%	13.28			
\$HRPAYJNL	EF 23/10/2020	SGC COMPULSORY DEFINED BENEFIT >9%	25.80			
\$HRPAYJNL	EF 23/10/2020	SGC COMPULSORY DEFINED BENEFIT >9%	89.02			
\$HRPAYJNL	EF 23/10/2020	SGC COMPULSORY DEFINED BENEFIT >9%	107.79			
\$HRPAYJNL	EF 23/10/2020	SGC COMPULSORY DEFINED BENEFIT >9%	63.95			
\$HRPAYJNL	EF 23/10/2020	SGC COMPULSORY DEFINED BENEFIT >9%	32.65			
\$HRPAYJNL	F 23/10/2020	EMPLOYEE CONTRIBUTION - POST TAX (%)	336.55			
\$HRPAYJNL	F 23/10/2020	EMPLOYEE CONTRIBUTION - PRETAX (\$)	462.05			
\$HRPAYJNL	F 23/10/2020	EMPLOYEE CONTRIBUTION - PRETAX (%)	3,478.98			
\$HRPAYJNL	F 23/10/2020	CC SCHEME EMPLOYEE CONTRIBUTION - PRETAX	6,580.19			

# Payment Details by Invoice

# MUNICIPAL FUND



From Period 5      To Period 5      From Date 1/11/2020      To Date 30/11/2020

<i>Cheque/EFT Number</i>	<i>Payment Date</i>	<i>Payee</i>					<i>Payment Amount</i>
J226380	6/11/2020	FINES ENFORCEMENT REGISTRY					26,334.00

<i>Invoice Number</i>	<i>Payment Details</i>	<i>Amount</i>	<i>Discount</i>	<i>Retention</i>	<i>PPS</i>
\$APINVCE 26696638	FINES ENFORCEMENT REGISTRY LODGEMENT FEE	26,334.00			

# Payment Details by Invoice

# MUNICIPAL FUND



From Period 5      To Period 5      From Date 1/11/2020      To Date 30/11/2020

<i>Cheque/EFT Number</i>	<i>Payment Date</i>	<i>Payee</i>	<i>Payment Amount</i>
J226446	12/11/2020	MERCER (AUSTRALIA) PTY LTD	21,556.44

	<i>Invoice Number</i>	<i>Payment Details</i>	<i>Amount</i>	<i>Discount</i>	<i>Retention</i>	<i>PPS</i>
\$HRPAYJNL	EF 6/11/2020	EMPLOYEE CONTRIBUTION - POST TAX (%)	52.78			
\$HRPAYJNL	EF 6/11/2020	EMPLOYEE CONTRIBUTION - PRETAX (%)	1,212.56			
\$HRPAYJNL	EF 6/11/2020	CC SCHEME EMPLOYEE CONTRIBUTION - PRETAX	1,058.34			
\$HRPAYJNL	EF 6/11/2020	CC SCHEME EMPLOYEE CONTRIBUTION - POSTTA	1,946.18			
\$HRPAYJNL	EF 6/11/2020	5% COUNCIL MATCHED COMPANY CONTRIBUTION	132.75			
\$HRPAYJNL	EF 6/11/2020	5% COUNCIL MATCHED COMPANY CONTRIBUTION	258.06			
\$HRPAYJNL	EF 6/11/2020	5% COUNCIL MATCHED COMPANY CONTRIBUTION	961.74			
\$HRPAYJNL	EF 6/11/2020	5% COUNCIL MATCHED COMPANY CONTRIBUTION	937.90			
\$HRPAYJNL	EF 6/11/2020	5% COUNCIL MATCHED COMPANY CONTRIBUTION	155.93			
\$HRPAYJNL	EF 6/11/2020	5% COUNCIL MATCHED COMPANY CONTRIBUTION	326.50			
\$HRPAYJNL	EF 6/11/2020	5% COUNCIL MATCHED COMPANY CONTRIBUTION	144.65			
\$HRPAYJNL	EF 6/11/2020	5% COUNCIL MATCHED COMPANY CONTRIBUTION	639.67			
\$HRPAYJNL	EF 6/11/2020	SGC COMPULSORY DEFINED BENEFIT 9%	464.51			
\$HRPAYJNL	EF 6/11/2020	SGC COMPULSORY DEFINED BENEFIT 9%	1,151.42			
\$HRPAYJNL	EF 6/11/2020	SGC COMPULSORY DEFINED BENEFIT 9%	238.96			
\$HRPAYJNL	EF 6/11/2020	SGC COMPULSORY DEFINED BENEFIT 9%	1,688.22			
\$HRPAYJNL	EF 6/11/2020	SGC COMPULSORY DEFINED BENEFIT 9%	280.67			
\$HRPAYJNL	EF 6/11/2020	SGC COMPULSORY DEFINED BENEFIT 9%	1,731.13			
\$HRPAYJNL	EF 6/11/2020	SGC COMPULSORY DEFINED BENEFIT 9%	587.69			
\$HRPAYJNL	EF 6/11/2020	SGC COMPULSORY DEFINED BENEFIT 9%	260.36			
\$HRPAYJNL	EF 6/11/2020	SGC COMPULSORY DEFINED BENEFIT >9%	15.59			
\$HRPAYJNL	EF 6/11/2020	SGC COMPULSORY DEFINED BENEFIT >9%	13.28			
\$HRPAYJNL	EF 6/11/2020	SGC COMPULSORY DEFINED BENEFIT >9%	25.80			
\$HRPAYJNL	EF 6/11/2020	SGC COMPULSORY DEFINED BENEFIT >9%	63.97			
\$HRPAYJNL	EF 6/11/2020	SGC COMPULSORY DEFINED BENEFIT >9%	93.78			
\$HRPAYJNL	EF 6/11/2020	SGC COMPULSORY DEFINED BENEFIT >9%	32.65			
\$HRPAYJNL	EF 6/11/2020	SGC COMPULSORY DEFINED BENEFIT >9%	96.18			
\$HRPAYJNL	EF 6/11/2020	SGC COMPULSORY DEFINED BENEFIT >9%	14.46			
\$HRPAYJNL	F 6/11/2020	SGC COMPULSORY - EMPLOYER	335.71			
\$HRPAYJNL	F 6/11/2020	SGC COMPULSORY - EMPLOYER	372.34			
\$HRPAYJNL	F 6/11/2020	SGC COMPULSORY - EMPLOYER	400.12			
\$HRPAYJNL	F 6/11/2020	SGC COMPULSORY - EMPLOYER	127.69			
\$HRPAYJNL	F 6/11/2020	5% COUNCIL MATCHED COMPANY CONTRIBUTION	241.39			
\$HRPAYJNL	F 6/11/2020	5% COUNCIL MATCHED COMPANY CONTRIBUTION	155.63			

# Payment Details by Invoice

# MUNICIPAL FUND



From Period 5      To Period 5      From Date 1/11/2020      To Date 30/11/2020

<i>Cheque/EFT Number</i>	<i>Payment Date</i>	<i>Payee</i>		<i>Payment Amount</i>
\$HRPAYJNL	F 6/11/2020	5% COUNCIL MATCHED COMPANY CONTRIBUTION		174.64
\$HRPAYJNL	F 6/11/2020	5% COUNCIL MATCHED COMPANY CONTRIBUTION		389.14
\$HRPAYJNL	F 6/11/2020	5% COUNCIL MATCHED COMPANY CONTRIBUTION		34.93
\$HRPAYJNL	F 6/11/2020	5% COUNCIL MATCHED COMPANY CONTRIBUTION		558.23
\$HRPAYJNL	F 6/11/2020	5% COUNCIL MATCHED COMPANY CONTRIBUTION		155.61
\$HRPAYJNL	F 6/11/2020	5% COUNCIL MATCHED COMPANY CONTRIBUTION		34.93
\$HRPAYJNL	F 6/11/2020	5% COUNCIL MATCHED COMPANY CONTRIBUTION		104.78
\$HRPAYJNL	F 6/11/2020	5% COUNCIL MATCHED COMPANY CONTRIBUTION		158.54
\$HRPAYJNL	F 6/11/2020	5% COUNCIL MATCHED COMPANY CONTRIBUTION		591.77
\$HRPAYJNL	F 6/11/2020	5% COUNCIL MATCHED COMPANY CONTRIBUTION		113.32
\$HRPAYJNL	F 6/11/2020	5% COUNCIL MATCHED COMPANY CONTRIBUTION		146.32
\$HRPAYJNL	F 6/11/2020	5% COUNCIL MATCHED COMPANY CONTRIBUTION		40.01
\$HRPAYJNL	F 6/11/2020	5% COUNCIL MATCHED COMPANY CONTRIBUTION		194.53
\$HRPAYJNL	F 6/11/2020	5% COUNCIL MATCHED COMPANY CONTRIBUTION		200.80
\$HRPAYJNL	F 6/11/2020	5% COUNCIL MATCHED COMPANY CONTRIBUTION		94.06
\$HRPAYJNL	F 6/11/2020	5% COUNCIL MATCHED COMPANY CONTRIBUTION		52.50
\$HRPAYJNL	F 6/11/2020	5% COUNCIL MATCHED COMPANY CONTRIBUTION		92.42
\$HRPAYJNL	F 6/11/2020	5% COUNCIL MATCHED COMPANY CONTRIBUTION		76.21
\$HRPAYJNL	F 6/11/2020	5% COUNCIL MATCHED COMPANY CONTRIBUTION		63.00
\$HRPAYJNL	F 6/11/2020	5% COUNCIL MATCHED COMPANY CONTRIBUTION		444.68
\$HRPAYJNL	F 6/11/2020	5% COUNCIL MATCHED COMPANY CONTRIBUTION		35.00
\$HRPAYJNL	F 6/11/2020	5% COUNCIL MATCHED COMPANY CONTRIBUTION		45.50
\$HRPAYJNL	F 6/11/2020	5% COUNCIL MATCHED COMPANY CONTRIBUTION		577.59
\$HRPAYJNL	F 6/11/2020	5% COUNCIL MATCHED COMPANY CONTRIBUTION		233.35
\$HRPAYJNL	F 6/11/2020	5% COUNCIL MATCHED COMPANY CONTRIBUTION		113.52
\$HRPAYJNL	F 6/11/2020	5% COUNCIL MATCHED COMPANY CONTRIBUTION		180.75
\$HRPAYJNL	F 6/11/2020	5% COUNCIL MATCHED COMPANY CONTRIBUTION		17.50
\$HRPAYJNL	F 6/11/2020	5% COUNCIL MATCHED COMPANY CONTRIBUTION		58.71
\$HRPAYJNL	F 6/11/2020	5% COUNCIL MATCHED COMPANY CONTRIBUTION		79.66
\$HRPAYJNL	F 6/11/2020	5% COUNCIL MATCHED COMPANY CONTRIBUTION		38.09
\$HRPAYJNL	F 6/11/2020	5% COUNCIL MATCHED COMPANY CONTRIBUTION		89.51
\$HRPAYJNL	F 6/11/2020	5% COUNCIL MATCHED COMPANY CONTRIBUTION		180.11
J226481	20/11/2020	FINES ENFORCEMENT REGISTRY		35,882.00

<i>\$APINVCE</i>	<i>Invoice Number</i>	<i>Payment Details</i>	<i>Amount</i>	<i>Discount</i>	<i>Retention</i>	<i>PPS</i>
	26769536	RANGER LOCAL LAW AND ANIMAL	35,882.00			

# Payment Details by Invoice

# MUNICIPAL FUND



From Period 5      To Period 5      From Date 1/11/2020      To Date 30/11/2020

<i>Cheque/EFT Number</i>	<i>Payment Date</i>	<i>Payee</i>					<i>Payment Amount</i>
J226483	20/11/2020	FINES ENFORCEMENT REGISTRY					770.00
		<i>Invoice Number</i>	<i>Payment Details</i>	<i>Amount</i>	<i>Discount</i>	<i>Retention</i>	<i>PPS</i>
		\$APINVCE 26769604	RANGER LOCAL LAW AND ANIMAL	770.00			
J226485	20/11/2020	FINES ENFORCEMENT REGISTRY					77.00
		<i>Invoice Number</i>	<i>Payment Details</i>	<i>Amount</i>	<i>Discount</i>	<i>Retention</i>	<i>PPS</i>
		\$APINVCE 26769637	RANGER LOCAL LAW AND ANIMAL	77.00			

# Payment Details by Invoice

# MUNICIPAL FUND



From Period 5      To Period 5      From Date 1/11/2020      To Date 30/11/2020

<i>Cheque/EFT Number</i>	<i>Payment Date</i>	<i>Payee</i>	<i>Payment Amount</i>
J226496	27/11/2020	MERCER (AUSTRALIA) PTY LTD	20,823.63

	<i>Invoice Number</i>	<i>Payment Details</i>	<i>Amount</i>	<i>Discount</i>	<i>Retention</i>	<i>PPS</i>
\$HRPAYJNL	F 20/11/2020	EMPLOYEE CONTRIBUTION - POST TAX (\$)	50.00			
\$HRPAYJNL	F 20/11/2020	EMPLOYEE CONTRIBUTION - POST TAX (%)	333.15			
\$HRPAYJNL	F 20/11/2020	EMPLOYEE CONTRIBUTION - PRETAX (\$)	462.05			
\$HRPAYJNL	F 20/11/2020	EMPLOYEE CONTRIBUTION - PRETAX (%)	3,460.53			
\$HRPAYJNL	F 20/11/2020	CC SCHEME EMPLOYEE CONTRIBUTION - PRETAX	6,583.76			
\$HRPAYJNL	F 20/11/2020	CC SCHEME EMPLOYEE CONTRIBUTION - POSTTA	4,022.84			
\$HRPAYJNL	F 20/11/2020	SGC COMPULSORY - EMPLOYER	335.71			
\$HRPAYJNL	F 20/11/2020	SGC COMPULSORY - EMPLOYER	372.33			
\$HRPAYJNL	F 20/11/2020	SGC COMPULSORY - EMPLOYER	358.81			
\$HRPAYJNL	F 20/11/2020	SGC COMPULSORY - EMPLOYER	127.70			
\$HRPAYJNL	F 20/11/2020	5% COUNCIL MATCHED COMPANY CONTRIBUTION	241.39			
\$HRPAYJNL	F 20/11/2020	5% COUNCIL MATCHED COMPANY CONTRIBUTION	174.63			
\$HRPAYJNL	F 20/11/2020	5% COUNCIL MATCHED COMPANY CONTRIBUTION	155.63			
\$HRPAYJNL	F 20/11/2020	5% COUNCIL MATCHED COMPANY CONTRIBUTION	34.93			
\$HRPAYJNL	F 20/11/2020	5% COUNCIL MATCHED COMPANY CONTRIBUTION	614.51			
\$HRPAYJNL	F 20/11/2020	5% COUNCIL MATCHED COMPANY CONTRIBUTION	389.13			
\$HRPAYJNL	F 20/11/2020	5% COUNCIL MATCHED COMPANY CONTRIBUTION	104.78			
\$HRPAYJNL	F 20/11/2020	5% COUNCIL MATCHED COMPANY CONTRIBUTION	34.93			
\$HRPAYJNL	F 20/11/2020	5% COUNCIL MATCHED COMPANY CONTRIBUTION	155.60			
\$HRPAYJNL	F 20/11/2020	5% COUNCIL MATCHED COMPANY CONTRIBUTION	92.41			
\$HRPAYJNL	F 20/11/2020	5% COUNCIL MATCHED COMPANY CONTRIBUTION	113.32			
\$HRPAYJNL	F 20/11/2020	5% COUNCIL MATCHED COMPANY CONTRIBUTION	558.23			
\$HRPAYJNL	F 20/11/2020	5% COUNCIL MATCHED COMPANY CONTRIBUTION	58.70			
\$HRPAYJNL	F 20/11/2020	5% COUNCIL MATCHED COMPANY CONTRIBUTION	148.88			
\$HRPAYJNL	F 20/11/2020	5% COUNCIL MATCHED COMPANY CONTRIBUTION	211.56			
\$HRPAYJNL	F 20/11/2020	5% COUNCIL MATCHED COMPANY CONTRIBUTION	38.12			
\$HRPAYJNL	F 20/11/2020	5% COUNCIL MATCHED COMPANY CONTRIBUTION	158.54			
\$HRPAYJNL	F 20/11/2020	5% COUNCIL MATCHED COMPANY CONTRIBUTION	35.00			
\$HRPAYJNL	F 20/11/2020	5% COUNCIL MATCHED COMPANY CONTRIBUTION	577.59			
\$HRPAYJNL	F 20/11/2020	5% COUNCIL MATCHED COMPANY CONTRIBUTION	94.07			
\$HRPAYJNL	F 20/11/2020	5% COUNCIL MATCHED COMPANY CONTRIBUTION	174.63			
\$HRPAYJNL	F 20/11/2020	5% COUNCIL MATCHED COMPANY CONTRIBUTION	63.00			
\$HRPAYJNL	F 20/11/2020	5% COUNCIL MATCHED COMPANY CONTRIBUTION	39.77			
\$HRPAYJNL	F 20/11/2020	5% COUNCIL MATCHED COMPANY CONTRIBUTION	45.50			

# Payment Details by Invoice

# MUNICIPAL FUND



From Period 5      To Period 5  
From Date    1/11/2020      To Date    30/11/2020

<i>Cheque/EFT Number</i>	<i>Payment Date</i>	<i>Payee</i>		<i>Payment Amount</i>
\$HRPAYJNL	F 20/11/2020	5% COUNCIL MATCHED COMPANY CONTRIBUTION		200.79
\$HRPAYJNL	F 20/11/2020	5% COUNCIL MATCHED COMPANY CONTRIBUTION		180.11
\$HRPAYJNL	F 20/11/2020	5% COUNCIL MATCHED COMPANY CONTRIBUTION		233.33

# Payment Details by Invoice

# MUNICIPAL FUND



From Period 5      To Period 5      From Date 1/11/2020      To Date 30/11/2020

<i>Cheque/EFT Number</i>	<i>Payment Date</i>	<i>Payee</i>					<i>Payment Amount</i>
J226574	30/11/2020	COMMONWEALTH BANK CORPORATE CHARGE CARD					21,369.36

	<i>Invoice Number</i>	<i>Payment Details</i>	<i>Amount</i>	<i>Discount</i>	<i>Retention</i>	<i>PPS</i>
\$APINVCE	NOV-20	A BANKS-MCALLISTER CREDIT CARD NOV 20	55.00			
\$APINVCE	NOV-20	AM CONNOLLY CREDIT CARD NOV 20	87.00,			
\$APINVCE	NOV-20	B FITZPATRICK CREDIT CARD NOV 20	1,330.12			
\$APINVCE	NOV-20	C LIM-ABRAHAMS CREDIT CARD NOV 20	1,960.47			
\$APINVCE	NOV-20	K SOSSI CREDIT CARD NOV 20	125.93			
\$APINVCE	NOV-20	E MUELLER CREDIT CARD NOV	1,894.30			
\$APINVCE	NOV-20	J ANDREW CREDIT CARD NOV 20	697.00			
\$APINVCE	NOV-20	JY MOLLOY CREDIT CARD NOV 20	832.03			
\$APINVCE	NOV-20	K CHADFIELD CREDIT CARD NOV 20	188.37			
\$APINVCE	NOV-20	K PARKER CREDIT CARD NOV 20	256.12			
\$APINVCE	NOV-20	K SOSSI CREDIT CARD NOV 20	1,477.94			
\$APINVCE	NOV-20	K WRIGGLESWORTH CREDIT CARD NOV 20	339.40			
\$APINVCE	NOV-20	N LANGOULANT CREDIT CARD NOV 20	54.95			
\$APINVCE	NOV-20	P ANASTAS CREDIT CARD NOV 20	78.68			
\$APINVCE	NOV-20	R EASTON CREDIT CARD NOV 20	118.37			
\$APINVCE	NOV-20	S ARNOLD CREDIT CARD NOV 20	233.00			
\$APINVCE	NOV-20	S GLYNN CREDIT CARD NOV 20	1,238.55			
\$APINVCE	NOV-20	J MOLLOY CREDIT CARD NOV 20	655.40			
\$APINVCE	NOV-20	S MCDUGALL CREDIT CARD NOV 20	85.94			
\$APINVCE	NOV-20	S TSEN CREDIT CARD NOV 20	9,944.20			
\$APINVCE	NOV-20	S YAN CREDIT CARD NOV 20	497.92			



# Payment Details by Invoice

# MUNICIPAL FUND



From Period 5      To Period 5  
 From Date 1/11/2020      To Date 30/11/2020

*Cheque/EFT Number*      *Payment Date*      *Payee*      *Payment Amount*

## Cancelled Payments

003286	23/11/2020	FINES ENFORCEMENT REGISTRY					(260.55)
		<i>Invoice Number</i>	<i>Payment Details</i>	<i>Amount</i>	<i>Discount</i>	<i>Retention</i>	<i>PPS</i>
	\$CHEQUE	003286	RFD INFRINGEMENTS 100132213/8426134	(260.55)			
003289	23/11/2020	FINES ENFORCEMENT REGISTRY					(541.10)
		<i>Invoice Number</i>	<i>Payment Details</i>	<i>Amount</i>	<i>Discount</i>	<i>Retention</i>	<i>PPS</i>
	\$CHEQUE	003289	REFUND TO FER 100080606/100134301	(541.10)			
003292	12/11/2020	AIBS WA CHAPTER					(750.00)
		<i>Invoice Number</i>	<i>Payment Details</i>	<i>Amount</i>	<i>Discount</i>	<i>Retention</i>	<i>PPS</i>
	\$CHEQUE	003292	C MOK & D DARAKAS-WA CHAPTER PROFESSIONA	(750.00)			
003297	27/11/2020	BEN TAYLOR					(1,500.00)
		<i>Invoice Number</i>	<i>Payment Details</i>	<i>Amount</i>	<i>Discount</i>	<i>Retention</i>	<i>PPS</i>
	\$CHEQUE	003297	WELCOME TO COUNTRY IRWIN ST PLAZA	(1,500.00)			
003303	13/11/2020	TSTE OF THE ESTATE OF THE LATE					(22,458.99)
		<i>Invoice Number</i>	<i>Payment Details</i>	<i>Amount</i>	<i>Discount</i>	<i>Retention</i>	<i>PPS</i>
	\$CHEQUE	003303	DECEASED FINAL PAYROLL	(22,458.99)			
209245	2/11/2020	PEGGY HOLLINGSWORTH					(15.75)
		<i>Invoice Number</i>	<i>Payment Details</i>	<i>Amount</i>	<i>Discount</i>	<i>Retention</i>	<i>PPS</i>
	\$FTP	209245	BWA	(15.75)			
209247	2/11/2020	ELAINE SUART					(165.00)
		<i>Invoice Number</i>	<i>Payment Details</i>	<i>Amount</i>	<i>Discount</i>	<i>Retention</i>	<i>PPS</i>
	\$FTP	209247	ING	(165.00)			
209366	2/11/2020	F45 TRAINING PTY LTD					(597.50)
		<i>Invoice Number</i>	<i>Payment Details</i>	<i>Amount</i>	<i>Discount</i>	<i>Retention</i>	<i>PPS</i>
	\$FTP	209366	CBA	(597.50)			
209760	19/11/2020	STEPHEN MCCRACKEN					(608.06)
		<i>Invoice Number</i>	<i>Payment Details</i>	<i>Amount</i>	<i>Discount</i>	<i>Retention</i>	<i>PPS</i>
	\$FTP	209760	RFD REMOTES X 2 & PARKING DAYS NOT USED	(608.06)			

# Payment Details by Invoice

# MUNICIPAL FUND



From Period 5      To Period 5  
 From Date 1/11/2020      To Date 30/11/2020

<i>Cheque/EFT Number</i>	<i>Payment Date</i>	<i>Payee</i>					<i>Payment Amount</i>
209766	19/11/2020	HELEN TINCKNELL					(48.60)
		<i>Invoice Number</i>	<i>Payment Details</i>	<i>Amount</i>	<i>Discount</i>	<i>Retention</i>	<i>PPS</i>
	\$FTP	209766	RFD CRAFT SUPPLIER	(48.60)			
209964	30/11/2020	ARTREF PTY LTD					(374.78)
		<i>Invoice Number</i>	<i>Payment Details</i>	<i>Amount</i>	<i>Discount</i>	<i>Retention</i>	<i>PPS</i>
	\$FTP	209964	PAPER & TONER FOR TUD PLOTTER, HP DESIGN	(374.78)			
210071	19/11/2020	EMMA MADLE					(3,000.00)
		<i>Invoice Number</i>	<i>Payment Details</i>	<i>Amount</i>	<i>Discount</i>	<i>Retention</i>	<i>PPS</i>
	\$FTP	210071	EVENT QUICK RESPONSE GRANT - PERTH VEGAN	(3,000.00)			
210128	27/11/2020	PERTH VEGAN EXPO					(500.00)
		<i>Invoice Number</i>	<i>Payment Details</i>	<i>Amount</i>	<i>Discount</i>	<i>Retention</i>	<i>PPS</i>
	\$FTP	210128	BOND RFD – EV-2020/156	(500.00)			
<b>TOTAL PAYMENTS</b>				<b>16,245,255.84</b>	<b>284.46</b>	<b>0.00</b>	<b>16,244,971.38</b>

<b>Payments - Municipal Fund</b>	<b>16,244,971.38</b>
<b>COP Payroll – November 2020</b>	<b>3,281,730.84</b>
<b>Bank Fees – November 2020</b>	<b>73,433.65</b>
<b>TOTAL</b>	<b>19,600,135.87</b>



## City of Perth - Corporate Credit Card Transactions

Statement Period 22-09-2020 to 21-10-2020

Card Holder Name	Statement Date	Amount	Merchant Name	Transaction Description
Anne Banks-McAllister	5/10/2020	55.00	MYOB AUSTRALIA	MYOB Australia Subscription
<b>Anne Banks-McAllister Total</b> [General Manager Community Development]		<b>55.00</b>		
Ben Fitzpatrick	3/10/2020	22.89	WANEWSDTI	The West newspaper subscriptions
<b>Ben Fitzpatrick Total</b> [Alliance Manager Marketing and Communications]		<b>22.89</b>		
Bonny Litchfield	25/09/2020	219.68	HISCO PTY LTD	High Tea cake stands for kitchen
Bonny Litchfield	25/09/2020	43.93	HISCO	3 Tier cake stand for high teas
Bonny Litchfield	29/09/2020	10.00	THE LUCKY CHARM CITY	Cello wrap for raffle prizes - World Smile Day
Bonny Litchfield	29/09/2020	75.20	TARGET 5151	Raffle prizes for High Tea - World Smile Day
Bonny Litchfield	29/09/2020	57.19	WOOLWORTHS 4365	Raffle prizes for World Smile Day
Bonny Litchfield	19/10/2020	65.00	THE REJECT SHOP 602	Christmas raffle items.
<b>Bonny Litchfield Total</b> [Supervisor Citiplace Community Centre]		<b>471.00</b>		
Christine Lim-Abrahams	14/10/2020	562.42	MAILCHIMP *MONTHLY	Email platform subscription
<b>Christine Lim-Abrahams Total</b> [Marketing Lead]		<b>562.42</b>		
Erica Mueller	23/09/2020	44.00	PAPERLESS POST	Swearing-In Ceremony and Reception invites
<b>Erica Mueller Total</b> [Events Coordinator]		<b>44.00</b>		
Jy Molloy	21/09/2020	225.00	PERTH CUE SHOP	Moving piano Level 11 Council House
Jy Molloy	24/09/2020	114.99	SUPER CHEAP AUTO	Car cover for LM car while in storage
Jy Molloy	30/09/2020	81.51	OFFICEWORKS 0601	Card holder and lanyards for councillors
Jy Molloy	6/10/2020	167.97	BUNNINGS 392000	Three trestle tables
Jy Molloy	16/10/2020	310.00	CAPITALRETRAVISION	Microwave for L9 councillors kitchen
Jy Molloy	19/10/2020	39.97	IKEA PERTH	Kitchen utensils for L9 councillors kitchen
<b>Jy Molloy Total</b> [Property Maintenance Officer]		<b>939.44</b>		
Kerry Chadfield	21/09/2020	10.00	OMG COFFEE & TOASTIE	Purchase of refreshment for Internal Alliance Managers 1/2 day workshop
Kerry Chadfield	21/09/2020	10.00	OMG COFFEE & TOASTIE	Purchase of refreshment for Internal Alliance Managers 1/2 day workshop
Kerry Chadfield	24/09/2020	120.00	BUSINESS NEWS PTY LT	Attendance at the Politics & Policy Breakfast
Kerry Chadfield	16/10/2020	253.00	AUSTRALIAN EVENT	Attendance at the Australian Event Awards & Symposium
<b>Kerry Chadfield Total</b> [Personal Assistant-CDA]		<b>393.00</b>		
Kate Parker	21/09/2020	29.00	OMNY STUDIO	Podcast hosting fee
Kate Parker	30/09/2020	233.74	WPY*CODAworx	Registration fee for online summit
Kate Parker	30/09/2020	5.84	INTNL TRANSACTION FEE	Transaction fee for online registration
<b>Kate Parker Total</b> [Coordinator Cultural Collections]		<b>268.58</b>		
Kate Sossi	20/09/2020	8.21	LINKTREE* LINKTREE	Instagram linking tool
Kate Sossi	20/09/2020	0.21	INTNL TRANSACTION FEE	Instagram linking tool
Kate Sossi	20/09/2020	125.93	CANVA* 02820-2461390	Design platform
Kate Sossi	30/09/2020	5.31	REV.COM	Captions for video
Kate Sossi	30/09/2020	289.36	FACEBK *QX2UFXN2F2	Facebook Advertising
Kate Sossi	30/09/2020	0.13	INTNL TRANSACTION FEE	Rev fee
Kate Sossi	4/10/2020	8.38	LINKTREE* LINKTREE	Linking tool
Kate Sossi	4/10/2020	0.21	INTNL TRANSACTION FEE	Bank fee
Kate Sossi	11/10/2020	825	CURATOR GROUP PTY LTD	Sitecore widget
Kate Sossi	13/10/2020	3.47	REV.COM	Subtitles for video
Kate Sossi	13/10/2020	0.09	INTNL TRANSACTION FEE	Rev bank charges
Kate Sossi	16/10/2020	1.77	REV.COM	Subtitles for videos
Kate Sossi	16/10/2020	120	891Pin* Schedugram Ske	Instagram planning tool
Kate Sossi	16/10/2020	0.04	INTNL TRANSACTION FEE	Bank charges
Kate Sossi	20/10/2020	8.47	LINKTREE* LINKTREE	Instagram Linking Tool
Kate Sossi	20/10/2020	0.21	INTNL TRANSACTION FEE	Linktree transaction fee
<b>Kate Sossi Total</b> [Digital Channels Lead]		<b>1396.79</b>		
Karen Wrigglesworth	22/09/2020	33.6	QUEENSLAND GOVT 2	Vehicle Registration Searches
Karen Wrigglesworth	22/09/2020	20.00	DPTI - EZYREG	Vehicle Registration Searches
Karen Wrigglesworth	23/09/2020	11.2	QUEENSLAND GOVT 2	Vehicle Registration Searches
Karen Wrigglesworth	23/09/2020	40.00	MOTOR VEHICLE REG	Vehicle Registration Searches
Karen Wrigglesworth	8/10/2020	89.6	QUEENSLAND GOVT 2	Vehicle Registration Searches
Karen Wrigglesworth	8/10/2020	30.00	DPTI - EZYREG	Vehicle Registration Searches
Karen Wrigglesworth	8/10/2020	10.00	DPTI - EZYREG	Vehicle Registration Searches
Karen Wrigglesworth	13/10/2020	44.8	QUEENSLAND GOVT 2	Vehicle Registration Checks
Karen Wrigglesworth	13/10/2020	30.00	DPTI - EZYREG	Vehicle Registration Checks
Karen Wrigglesworth	20/10/2020	33.6	QUEENSLAND GOVT 2	Vehicle Registration Searches
Karen Wrigglesworth	21/10/2020	20.000	DPTI - EZYREG	Vehicle Registration Searches
<b>Karen Wrigglesworth Total</b> [Supervisor Legal Compliance and Infringements]		<b>362.8</b>		
Louise Mayberry	27/09/2020	23.09	ZOOM.US 888-799-9666	Standard Pro Monthly Subscription
<b>Louise Mayberry Total</b> [Coordinator Activation]		<b>23.09</b>		
Natalie Langouant	5/10/2020	15.00	JB HI FI ST GEORGES	Headphone adaptor for iPhone X
Natalie Langouant	7/10/2020	53.95	JB HI FI ST GEORGES	iPhone X cover and lightning usb charger
Natalie Langouant	19/10/2020	49.00	OFFICEWORKS 0615	Numeric keypad
<b>Natalie Langouant Total</b> [Service Support Analyst]		<b>117.95</b>		
Paul Anastas	22/09/2020	16.5	BEANSPROUT CAFE QPS	Lunch for Chair Commissioner/CEO regular meeting



## City of Perth - Corporate Credit Card Transactions

Statement Period 22-09-2020 to 21-10-2020

Card Holder Name	Statement Date	Amount	Merchant Name	Transaction Description
Paul Anastas	29/09/2020	16.5	BEANSPROUT CAFE QPS	Lunch for Chair Commissioner/CEO regular meeting
Paul Anastas	1/10/2020	87.18	POST PERTH ST GEORGEPE	Express Post Envelopes for Swearing-in Ceremony Invitations to be sent.
Paul Anastas	6/10/2020	16.5	BEANSPROUT CAFE QPS	Lunch for Chair Commissioner/CEO regular meeting
<b>Paul Anastas Total</b>		<b>136.68</b>		
[Council Support Officer]				
Rachel Eaton	8/10/2020	69.04	Epidemic Sound AB	Royalty free music subscription
Rachel Eaton	8/10/2020	1.73	INTNL TRANSACTION FEE	Royalty free music subscription
Rachel Eaton	17/10/2020	49.00	STK*Shutterstock	Royalty free image subscription
<b>Rachel Eaton Total</b>		<b>119.77</b>		
[Creative Services Lead]				
Siobhan Glynn	19/09/2020	196.90	CAMPAIGNMONITOR	Webbase software to produce e-newsletter
Siobhan Glynn	22/09/2020	13.24	CBD IGA PLUS LIQUORQPS	Milk for staff
Siobhan Glynn	24/09/2020	21.00	WOOLWORTHS 4365	Cleaning Supplies
Siobhan Glynn	24/09/2020	2.45	WOOLWORTHS 4365	Cleaning Supplies
Siobhan Glynn	25/09/2020	110.00	POST PERTH ST GEORGEPE	Postage Stamps
Siobhan Glynn	29/09/2020	69.59	SKEDDA PREMIUM	Skedda Room Booking System Monthly Fee
Siobhan Glynn	29/09/2020	1.74	INTNL TRANSACTION FEE	Skedda Room Booking System Fee
Siobhan Glynn	19/10/2020	196.90	CAMPAIGNMONITOR	Campaign Monitor - E- Newsletter - 19 October 20 - 18 November 20
<b>Siobhan Glynn Total</b>		<b>611.82</b>		
[Administration Support Officer - Library]				
Steven McDougall	2/10/2020	36.00	NEWS LIMITED	Digital subscription to The Australian
Steven McDougall	3/10/2020	15.14	FAIRFAX SUBSCRIPTIONS	Digital subscription to WAToday
Steven McDougall	7/10/2020	84.00	WANEWSDTI	Digital subscription to The West Australian
<b>Steven McDougall Total</b>		<b>135.14</b>		
[Principal Economic Development Officer]				
Surindar Singh	9/10/2020	80.19	MOUSER ELECTRONICS INC	LED replacement globes for APM push buttons
Surindar Singh	19/10/2020	2.02	CITY OF PERTH PARKING-	Credit Card Outage Payment Test
Surindar Singh	19/10/2020	3.53	CITY OF PERTH PARKING-	Credit Card Outage Payment Test
Surindar Singh	20/10/2020	3.53	CPP MAYFAIR STREET	Credit Card Outage Payment Test
<b>Surindar Singh Total</b>		<b>89.27</b>		
[Coordinator Technical Services]				
Simon Tsen	19/09/2020	15.11	ATLASSIAN	ATLASSIAN MONTHLY SUBSCRIPTION
Simon Tsen	19/09/2020	0.38	INTNL TRANSACTION FEE	ATLASSIAN TRANSACTION FEE
Simon Tsen	23/09/2020	287.00	OFWKS ONLINE BENTLEIGH	CONTAINER DEPOSIT SITE NEW PRINTER
Simon Tsen	23/09/2020	9.76	OFWKS ONLINE BENTLEIGH	USB PRINTER CABLE FOR ICT SURFACE HUB
Simon Tsen	24/09/2020	935.00	POWERCAD SOFTWARE	LIGHTING SOFTWARE RENEWAL FOR CONSTRUCTION UNIT
Simon Tsen	27/09/2020	102.75	Live Chat	CSC-LIVECHAT MS DYNAMICS CASES 1MTH SEPT20
Simon Tsen	27/09/2020	2.57	INTNL TRANSACTION FEE	CSC-LIVECHAT MS DYNAMICS CASES 1MTH SEPT20
Simon Tsen	29/09/2020	320.00	POS BUSINESS SYSTEMS	THERMAL PAPER ROLL FOR CONTAINER DEPOSIT SITE
Simon Tsen	9/10/2020	120.27	MAILCHIMP *MONTHLY	MARKETING MONTHLY MAILCHIMP SUBSCRIPTION
Simon Tsen	10/10/2020	91.57	MAILCHIMP *MONTHLY	CPP PARKING MONTHLY MAILCHIMP SUBSCRIPTION
Simon Tsen	11/10/2020	31.90	STK*Shutterstock	CPP PARKING MONTHLY SHUTTERSTOCK SUBSCRIPTION
Simon Tsen	11/10/2020	56.34	MAILCHIMP *MONTHLY	HERITAGE PERTH MONTHLY MAILCHIMP SUBSCRIPTION
Simon Tsen	11/10/2020	69.85	BOTENGINE.AI	CSC-LIVECHAT STARTER PLAN MONTHLY SUBSCRIPTION
Simon Tsen	11/10/2020	4.81	BOTENGINE.AI	CSC-LIVECHAT EXTRA CHAT CHARGE
Simon Tsen	11/10/2020	1.75	INTNL TRANSACTION FEE	CSC-LIVECHAT STARTER PLAN MONTHLY SUBSCRIPTION
Simon Tsen	11/10/2020	0.12	INTNL TRANSACTION FEE	CSC-LIVECHAT EXTRA CHAT CHARGE
Simon Tsen	12/10/2020	379.00	POS BUSINESS SYSTEMS	ZEBRA SCANNER KIT FOR CONTAINER DEPOSIT SITE
Simon Tsen	12/10/2020	149.00	APPLE ONLINE AU	ICT APPLE DEVELOPER ANNUAL RENEWAL
Simon Tsen	14/10/2020	178.00	MINDLOGIK LIMITED	MINDMANAGER MAINTENANCE RENEWAL
Simon Tsen	17/10/2020	250.32	Live Chat	CSC-LIVECHAT BUSINESS PLAN MONTHLY SUBSCRIPTION
Simon Tsen	17/10/2020	6.26	INTNL TRANSACTION FEE	CSC-LIVECHAT BUSINESS PLAN MONTHLY SUBSCRIPTION
Simon Tsen	19/10/2020	15.56	ATLASSIAN	ATLASSIAN MONTHLY SUBSCRIPTION
Simon Tsen	19/10/2020	0.39	INTNL TRANSACTION FEE	ATLASSIAN TRANSACTION FEE
<b>Simon Tsen Total</b>		<b>3027.71</b>		
[Service Support Analyst - ICT Services]				
<b>Grand Total</b>		<b>\$ 8,777.35</b>		



## City of Perth - Corporate Credit Card Transactions

Statement Period 22-10-2020 to 21-11-2020

Card Holder Name	Statement Date	Amount	Merchant Name	Transaction Description
Ann Banks-McAllister	4/11/2020	55.00	MYOB AUSTRALIA	MYOB Australia Subscription
<b>Ann Banks-McAllister Total</b> [General Manager Community Development]		<b>55.00</b>		
Anne-Marie Connolly	27/10/2020	87.00	WWC-COMMUNITIES	Working with Children Check
<b>Anne-Marie Connolly Total</b> (Child Care Coordinator)		<b>87.00</b>		
Ben Fitzpatrick	19/11/2020	180.00	K & K SUPERIOR PTY LTD	prizes and giveaways - Christmas marketing campaign
Ben Fitzpatrick	20/11/2020	300.00	100 Cups	prizes and giveaways - Christmas marketing campaign
Ben Fitzpatrick	20/11/2020	270.00	Chaffic	prizes and giveaways - Christmas marketing campaign
Ben Fitzpatrick	22/10/2020	241.00	TARGET 5151	Christmas raffle prizes
Ben Fitzpatrick	22/10/2020	153.00	WOOLWORTHS 4365	Raffle items for Christmas hampers
Ben Fitzpatrick	2/11/2020	17.00	WOOLWORTHS 4365	Plastic plates and cutlery when Hot water tank broken down.
Ben Fitzpatrick	9/11/2020	169.12	OFWKS ONLINE BENTLEIGH	Files and labels and laminating sheets for office
<b>Ben Fitzpatrick Total</b> [Alliance Manager Marketing and Communications]		<b>1,330.12</b>		
Christine Lim-Abrahams	30/10/2020	120.00	The Communications Cou	Council Strategy Presentation - Learning & Dev for team x 3
Christine Lim-Abrahams	3/11/2020	184.67	Dropbox HM2FF4H1CDYL	Facilitate large image and video file transfers with third party contractors
Christine Lim-Abrahams	17/11/2020	390.80	MAILCHIMP *MONTHLY	Monthly subscription for email platform
Christine Lim-Abrahams	18/11/2020	325.00	SWAN BELLS FOUNDATION	Christmas Campaign Spend, Spin & Win Promotion with CH9 - Vouchers
Christine Lim-Abrahams	19/11/2020	225.00	ABOUT BIKE HIRE	Christmas Campaign Spend, Spin & Win Promotion with CH9 - Vouchers
Christine Lim-Abrahams	20/11/2020	390.00	LUMBER PUNKS AXE THR	Christmas Campaign Spend, Spin & Win Promotion with CH9 - Vouchers
Christine Lim-Abrahams	20/11/2020	325.00	PERTH WATERBI* R37UV2T	Christmas Campaign Spend, Spin & Win Promotion with CH9 - Vouchers
<b>Christine Lim-Abrahams Total</b> [Marketing Lead]		<b>1,960.47</b>		
Erica MuellerMueller	10/11/2020	1,448.00	PORTABLECREATION VIC	Sanitiser for Christmas Light Trail Event
Erica MuellerMueller	19/11/2020	446.30	PACIFIC SAFETY WEAR	Cooling vests for Activations Team
<b>Erica MuellerMueller Total</b> (Events Coordinator)		<b>1,894.30</b>		
Joanna Andrew	10/11/2020	447.00	DAVID JONES LIMITED	Christmas decorations for Library
Joanna Andrew	19/11/2020	250.00	SEC*PUBLIC LIBRARIES W	Public Libraries WA membership
<b>Joanna Andrew Total</b> (Coordinator Library Services)		<b>697.00</b>		
JY Molloy	26/10/2020	59.90	OFFICEWORKS 0601	ID card holder
JY Molloy	28/10/2020	39.30	BUNNINGS 392000	Hooks and Tape
JY Molloy	28/10/2020	90.00	CAPITALRETRAVISION	Sandwich press
JY Molloy	30/10/2020	37.50	LONDON COURT COBBLER	Keys for Art Space at Piazza
JY Molloy	3/11/2020	63.00	Nature Playgrounds	Replacement playground rope
JY Molloy	4/11/2020	30.80	L&H BALCATT	Shrink Wrap
JY Molloy	5/11/2020	338.00	GREEN CRATES	Crate Hire
JY Molloy	12/11/2020	119.80	OFFICEWORKS 0605	Access card holders
JY Molloy	16/11/2020	16.50	DIAMOND LOCK & KEY	Lord Mayor door keys spare
JY Molloy	19/11/2020	37.23	OFFICEWORKS 0605	Snap framer and mounting tape
<b>JY Molloy Total</b> [Property Maintenance Officer]		<b>832.03</b>		
Kerry Chadfield	26/10/2020	24.98	APPLE.COM/BILL	Music Purchase for Malls
Kerry Chadfield	26/10/2020	33.98	APPLE.COM/BILL	Music Purchase for Malls Trial
Kerry Chadfield	26/10/2020	49.97	APPLE.COM/BILL	Music Purchase for Malls Trial
Kerry Chadfield	26/10/2020	57.96	APPLE.COM/BILL	Music Purchase for Malls Trial
Kerry Chadfield	26/10/2020	16.99	APPLE.COM/BILL	Music Purchase for Malls Trial
Kerry Chadfield	28/10/2020	4.49	APPLE.COM/BILL	Used in error for purchase of personal music by J Clarke.
<b>Kerry Chadfield Total</b> (Personal Assistant - CDA)		<b>188.37</b>		
Kate PARKER	22/10/2020	29.00	OMNY STUDIO	Podcast hosting fee
Kate PARKER	26/10/2020	56.99	SQ *TONY MCGRATH	Book purchase for History Centre
Kate PARKER	9/11/2020	106.59	EB *Digital Directions	Digital Directions conference registration
Kate PARKER	11/11/2020	37.62	OFFICEWORKS 0611	Exhibition display materials
Kate PARKER	19/11/2020	25.92	OFFICEWORKS 0611	Display materials for Perth Town Hall
<b>Kate PARKER Total</b> [Coordinator Cultural Collections]		<b>256.12</b>		
Kate Sossi	23/10/2020	125.93	CANVA* 02850-2984751	Canva editing suite
Kate Sossi	3/11/2020	297.33	FACEBK *2U3PWXE2F2	Facebook campaign
Kate Sossi	5/11/2020	8.54	LINKTREE* LINKTREE	Instagram linking tool
Kate Sossi	5/11/2020	0.21	INTNL TRANSACTION FEE	Bank fee Linktree
Kate Sossi	12/11/2020	350.00	FACEBK *QKG9YJ2F2	Facebook advertising
Kate Sossi	13/11/2020	110.27	POWR INC	Sitecore widget
Kate Sossi	13/11/2020	2.76	INTNL TRANSACTION FEE	Bank fee
Kate Sossi	16/11/2020	110.15	POWR INC	Sitecore plug in
Kate Sossi	16/11/2020	2.75	INTNL TRANSACTION FEE	Bank charges
Kate Sossi	17/11/2020	120.00	919Pin* Schedugram Ske	Social media scheduling tool.
Kate Sossi	19/11/2020	350.00	FACEBK *C69YPYN2F2	Facebook advertising
<b>Kate Sossi Total</b> [Digital Channels Lead]		<b>1,477.94</b>		



## City of Perth - Corporate Credit Card Transactions

Statement Period 22-10-2020 to 21-11-2020

Card Holder Name	Statement Date	Amount	Merchant Name	Transaction Description
Karen Wrigglesworth	5/11/2020	67.20	QUEENSLAND GOVT 2	Vehicle Registration Searches
Karen Wrigglesworth	10/11/2020	11.20	QUEENSLAND GOVT 2	Vehicle Registration Searches
Karen Wrigglesworth	10/11/2020	30.00	DPTI - EZYREG	Vehicle Registration Searches
Karen Wrigglesworth	12/11/2020	79.50	ACT ROAD USER SERVICE	Vehicle Registration Searches
Karen Wrigglesworth	18/11/2020	60.00	MOTOR VEHICLE REG	Vehicle Registration Searches
Karen Wrigglesworth	18/11/2020	33.60	QUEENSLAND GOVT 2	Vehicle Registration Searches
Karen Wrigglesworth	18/11/2020	20.00	DPTI - EZYREG	Vehicle Registration Searches
Karen Wrigglesworth	20/11/2020	26.70	ACT ROAD USER SERVICE	Vehicle Registration Searches
Karen Wrigglesworth	19/11/2020	11.20	QUEENSLAND GOVT 2	Vehicle Registration Searches
<b>Karen Wrigglesworth Total</b>		<b>339.40</b>		
[Supervisor Legal Compliance and Infringements]				
Natalie Langoulant	4/11/2020	30.00	JB HI FI ST GEORGES	Economic Development, \$30 iTunes card (Cloud Storage)
Natalie Langoulant	18/11/2020	24.95	JB HI FI ST GEORGES	Kerryn McBain, Infrastructure and Assets - cover for Samsung Galaxy A51
<b>Natalie Langoulant Total</b>		<b>54.95</b>		
[Service Support Analyst]				
Paul Anastas	26/10/2020	20.15	WOOLWORTHS 4301	Catering - Lord Mayor
Paul Anastas	26/10/2020	31.03	WOOLWORTHS 4301	Catering - Lord Mayor
Paul Anastas	2/11/2020	27.50	BEANSPOUT CAFE QPS	Catering - Lord Mayor
<b>Paul Anastas Total</b>		<b>78.68</b>		
[Council Support Officer]				
Rachel EATON	10/11/2020	67.68	Epidemic Sound AB	Royalty free music subscription
Rachel EATON	10/11/2020	1.69	INTNL TRANSACTION FEE	Royalty free music subscription
Rachel EATON	18/11/2020	49.00	STK*Shutterstock	Royalty free image subscription
<b>Rachel EATON Total</b>		<b>118.37</b>		
[Creative Services Lead]				
Sandra Arnold	6/11/2020	31.90	NEWS AND LOTTO	Certificate frames
Sandra Arnold	6/11/2020	92.25	WOOLWORTHS 4301	Sunscreen
Sandra Arnold	16/11/2020	13.90	AMCAL CAMERA	Certificate frames
Sandra Arnold	18/11/2020	94.95	BLOOMEX PTY LTD	Flowers
<b>Sandra Arnold Total</b>		<b>233.00</b>		
[Manager Parking Services]				
Siobhan Glynn	27/10/2020	142.00	AUSTRALIAN LIBRARY &	National Simultaneous Storytime campaign
Siobhan Glynn	29/10/2020	59.00	OFWKS ONLINE BENTLEIGH	Snaplock Key and card holder for staff
Siobhan Glynn	30/10/2020	10.09	CBD IGA PLUS LIQUORQPS	Milk for Staff
Siobhan Glynn	30/10/2020	69.04	SKEDDA PREMIUM	Skedda - Room Booking System
Siobhan Glynn	30/10/2020	1.73	INTNL TRANSACTION FEE	Skedda Room Bookings Fee
Siobhan Glynn	2/11/2020	160.00	ST JOHN AMBULANCE AUST	First Aid Training
Siobhan Glynn	4/11/2020	350.00	PAYPAL *IN MY BLOOD	Screening for COP Staff
Siobhan Glynn	6/11/2020	17.15	CBD IGA PLUS LIQUORQPS	Milk for Staff
Siobhan Glynn	12/11/2020	209.60	W.A. LIBRARY SUPPLIE	Book Covering for new Library Books
Siobhan Glynn	13/11/2020	23.04	CBD IGA PLUS LIQUORQPS	Milk for staff
Siobhan Glynn	20/11/2020	196.90	CAMPAIGNMONITOR	Webbase Software to produce e-newsletter
<b>Siobhan Glynn Total</b>		<b>1,238.55</b>		
[Administration Support Officer - Library]				
Steven McDougall	30/10/2020	40.00	NEWS LIMITED	Digital subscription to The Australian
Steven McDougall	5/11/2020	15.14	FAIRFAX SUBSCRIPTIONS	Digital subscription to WAToday
Steven McDougall	9/11/2020	30.80	EB *AI amp Exponential	Ticket to online webinar event
<b>Steven McDougall Total</b>		<b>85.94</b>		
[Principal Economic Development Officer]				
Simon Tsen	23/10/2020	448.41	Ink Station	Toner for CEO printer
Simon Tsen	27/10/2020	29.95	MY DEAL COM AU	Replacement headset cushion for Depot admin staff
Simon Tsen	29/10/2020	7,336.81	SPECOPS SOFTWARE INC	IT Password Management Software renewal
Simon Tsen	29/10/2020	101.35	Live Chat	Customer Service Center monthly Microsoft Dynamic Case
Simon Tsen	29/10/2020	183.42	INTNL TRANSACTION FEE	IT Password Management Software renewal transaction fee
Simon Tsen	29/10/2020	2.53	INTNL TRANSACTION FEE	Customer Service Center monthly Microsoft Dynamic Case transaction fee
Simon Tsen	2/11/2020	25.13	CREATIVE MARKET	Graphic Font for Marketing Unit
Simon Tsen	2/11/2020	0.63	INTNL TRANSACTION FEE	Graphic Font transaction fee
Simon Tsen	4/11/2020	49.00	Melbourne IT	Corporate websites and domains renewal
Simon Tsen	4/11/2020	227.00	Melbourne IT	Corporate websites and domains renewal
Simon Tsen	4/11/2020	89.00	Melbourne IT	Corporate websites and domains renewal
Simon Tsen	6/11/2020	227.00	Melbourne IT	Corporate websites and domains renewal
Simon Tsen	11/11/2020	122.50	MAILCHIMP *MONTHLY	Corporate Communication Unit monthly Mailchimp subscription
Simon Tsen	11/11/2020	54.95	SP * SYNTRICATE	iPad rugged case for iCity Volunteer use
Simon Tsen	12/11/2020	85.45	CHEAPSSLSECURITY COM	Domain Validated Certificate for Lord Mayor Distress Relief Fund
Simon Tsen	12/11/2020	93.03	MAILCHIMP *MONTHLY	City of Perth Parking monthly Mailchimp subscription
Simon Tsen	12/11/2020	2.14	INTNL TRANSACTION FEE	Transaction fee for certificate purchased Lord Mayor Distress Relief Fund
Simon Tsen	12/11/2020	31.90	STK*Shutterstock	City of Perth Parking monthly Shutterstock subscription
Simon Tsen	13/11/2020	58.35	MAILCHIMP *MONTHLY	Activations & Cultural Experience Unit monthly Mailchimp subscription
Simon Tsen	13/11/2020	68.94	BOTENGINE.AI	Customer Service Center monthly Chatbot Starter subscription
Simon Tsen	13/11/2020	1.72	INTNL TRANSACTION FEE	Customer Service Center monthly Chatbot transaction fee
Simon Tsen	19/11/2020	244.04	Live Chat	Customer Service Center monthly LifeChat Business subscription
Simon Tsen	19/11/2020	6.10	INTNL TRANSACTION FEE	Customer Service Center monthly LifeChat transaction fee
Simon Tsen	20/11/2020	100.85	OFWKS ONLINE BENTLEIGH	HDMI cables and USB Storage devices
Simon Tsen	20/11/2020	354.00	OFWKS ONLINE BENTLEIGH	3 x Brother printers for Carpark Use
<b>Simon Tsen Total</b>		<b>9,944.20</b>		
[Service Support Analyst - ICT Services]				
Samanatha Yan	18/11/2020	497.92	WESTERN POWER	Street lighting approval - Western Power
<b>Samanatha Yan Total</b>		<b>497.92</b>		
[Strategic Management Accountant]				
<b>Grand Total</b>		<b>21,369.36</b>		

Payment Details By Invoice

TRUST FUND



From Period 5 To Period 5 From Date 1/11/2020 To Date 30/11/2020

*Cheque/EFT Number*      *Payment Date*      *Payee*      *Payment Amount*

--	--	--	--	--

*Invoice Number*      *Payment Details*      *Amount*      *Discount*      *PPS*

<b>TOTAL PAYMENTS</b>					<b>0.00</b>
-----------------------	--	--	--	--	-------------

**Payment Details By Invoice**

**TRUST FUND**



**From Period** 5    **To Period** 5    **From Date** 1/11/2020    **To Date** 30/11/2020

<i>Cheque/EFT Number</i>	<i>Payment Date</i>	<i>Payee</i>	<i>Payment Amount</i>
------------------------------	---------------------	--------------	-----------------------

---

**Summary :**

<b>Payments - Trust Fund</b>	<b>0.00</b>
------------------------------	-------------



## 6.4 Nomination of elected members to the Perth Theatre Trust Board

Responsible Officer	Michelle Reynolds, Chief Executive Officer
Voting Requirement	Simple Majority
Attachments	Not applicable

### Purpose

To review its nominations for the Perth Theatre Trust Board, following correspondence from the Office of the Minister for Local Government; Heritage; Culture and the Arts.

---

### Recommendation

That Council NOMINATES three elected members to the Perth Theatre Trust Board.

---

## Background

1. Following the cessation of former Commissioners Andrew Hammond and Gaye McMath's terms on the Perth Theatre Trust Board (Board), Council nominated Councillors Gobbert and Bevan to the Board, at the Ordinary Council Meeting held on 3 November 2020.
2. Subsequently, the administration was advised that a third nomination was required as the term of the current occupant of the City of Perth's third position on the Board, Ms Tanya Sim, ended on 31 December 2020. Council then nominated Councillor Ko to the Board, at the Ordinary Council Meeting held on 15 December 2020.
3. In early January, correspondence was received from the office of the Minister for Local Government; Heritage; Culture and the Arts, requesting that City review its nominations, referencing the State Government's commitment to meet its target of 50 per cent of women on Government Boards.
4. Section 5(1) for the *Perth Theatre Trust Act 1979* states that the Board is to consist of eight trustees. Four are nominated by the Minister, three are nominated by the City of Perth and an ex-officio position is held by the Department of Local Government, Sport and Cultural Industries. The current Board composition consists of two men and two women nominated by the Minister and a man in the ex-officio position. Should the Governor appoint the City's three nominees, the Board composition would consist of six men and two women. For the Board composition to reach the State Government's target of 50 per cent of women on Government Boards, Council would need to nominate a minimum of two nominees who are women.
5. Established in 1979, the objective of the Perth Theatre Trust Board is to manage and operate theatre vested in or leased to the Perth Theatre Trust. Venues currently managed by the Trust are:
  - His Majesty's Theatre
  - Subiaco Arts Centre
  - State Theatre Centre of Western Australia
  - Albany Entertainment Centre
6. The Trust's venues are used by local, national and international performing arts companies, performers and artists, both professional and amateur. School and children's performances and activities are also presented at these venues.
7. Funded arts organisations presenting regular seasons in Trust venues include the Barking Gecko Theatre Company, Black Swan State Theatre Company, Yirra Yaakin Theatre Company, West Australian Ballet and West Australian Opera, as well as the Perth International Arts Festival.
8. The Trust supports the presentation or co-production of some events in its theatres. The Trust operates in Culture and Arts (WA), a division of the Department of Local Government, Sport and Cultural Industries. Culture and the Arts (WA) provides corporate support to the Trust, including human resources, financial and information system support.
9. Meetings are held on the first Thursday of every second month, usually at midday.

10. Board members are paid \$700 for meetings of four hours or longer or \$460 for meeting of less than four hours.

## Discussion

11. Council should be aware that the [Arts and Culture Trust Bill 2020](#) has passed the Legislative Assembly and is currently in the second reading stage before the Legislative Council. The Bill proposes both the repeal of the *Perth Theatre Trust Act 1979* and the Perth Theatre Trust. The Bill also provides for how the Arts and Culture Board membership will be constituted, with no provision for City of Perth representation.

## Stakeholder Engagement

12. The administration has been liaising staff from the Office of the Director General of the Department of Local Government, Sport and Cultural Industries, the Perth Theatre Trust and the Office of the Minister for Local Government; Heritage; Culture and the Arts regarding Board membership.

## Decision Implications

13. If Council does not amend its nominees, the Minister may recommend alternative nominees in accordance with Section 5(3) of the *Perth Theatre Trust Act 1979*. In 2016, Council did not nominate a third person to the Board within the statutory timeframe, following correspondence from the Minister. The Governor subsequently appointed Ms Tanya Sim as the City's representative on the Board.

## Strategic, Legal and Policy Implications

Strategic	
Strategic Community Plan Aspiration:	Performance  A city led by a Council and supported by an administration that is committed to sound strategy and governance, excellence in customer service and effective and sincere engagement with stakeholders.
Strategic Community Plan Objective:	5.6 Decision making that is informed and inclusive.
Issue Specific Strategies and Plans:	Nil

Legal and Policy	
Legislation:	<a href="#">Section 5 of the Perth Theatre Trust Act 1979</a>  This section outlines the composition of the Perth Theatre Trust
Legal advice:	Not applicable

Policy	Governance Framework Policy  This policy details the external bodies that require elected member representation.
--------	--

### Financial Implications

There are no direct financial implications relating to the recommendation within this report.

### Relevant Documents

[State Government boards and committees – Premier’s Circular 2019/07](#)

### Further information

Not applicable.

## 7. Closure