City of Perth

!ƎŜyŘl·

!ƎŜyŘl· .ƝƛŜŦƛyƎ {ŜăăƛƧƴ

мс CŜōƝdzl·Ɲề нлнм

bƧűƛŎŜ ƧŦ aŜŜűƛyƎ

¢Ƨ űKŜ [ƧƝŘ a l·ềƧƝ l·yŘ /ƧdzyŎƛƭƭƧƝă

¢KŜ yŜỀű !ƎŜyŘl· .ƝƛŜŦƛyƎ {ŜăăƛƧƴ ǿƛƭƭ ōŜ KŜƭŘ Ƨƴ ¢dzŜăŘl·ềΣ мс CŜōƝdzl·Ɲề нлнм ƛƴ űKŜ /ƧdzyŎƛƭ /Kl·ƴōŜƝΣ [ŜØŜƭ фΣ нт {ű DŜƧƝƎŜă ¢ŜƝƝl·ŎŜΣ tŜƝűK ŎƧƴƴŜyŎƛyƎ l·ű pLJƴ⌽

aƛŎKŜƭƭŜ wŜềyƧƭŘă

/KƛŜŦ 9ỀŜŎdzűƛØŜ hŦŦƛŎŜƝ

мн CŜōƝdzl·Ɲề нлнм

LyŦƨŃY l·ŭλƨy

¢Kλă λyŦƨŃY l·ŭλƨy λă LJŃƨØλŘŜŘ ƨy Y l·ŭŭŜŃă ǿKλŎK Y l·è l·ŦŦŜŎŭ YŜYōŜŃă ƨŦ ŭKŜ LJdzōfλŎφ LŦ èƨdz Kl·ØŜ l·yè ljdzŜŃλŜă ƨy LJŃƨŎŜŘdzŃl·f Y l·ŭŭŜŃăΣ LJfŜl·ăŜ Ŏƨyŭl·Ŏŭ l· YŜYōŜŃ ƨŦ ŭKŜ /λŭèΩă DƨØŜŃyl·yŎŜ ŭŜl·Y Øλl· ƎƨØŜŃyl·yŎŜ ϫ ŎλŭèƨŦ LJŜŃŭKφǿl·φƎƨØφl·dz

5ŜLJdzŭl·ŭλƨyã

¢ƨ ădzōYλŭ l· ŘŜLJdzŭl·ŭλƨyŃŜljdzŜăŭΣ LJfŜl·ăŜ Ŏƨ YLJfŜŭŜ ŭKŜ 5ŜLJdzŭl·ŭλƨy wŜljdzŜăŭ ŦƨŃY l·Øl·λfl·ōfŜ ƨyŭKŜ /λŭèΩă ǿŜōăλŭŜ ǿǿǿφLJŜŃŭKφǿl·φƎƨØφl·dzκŎƨdzyŎλfκŎƨdzyŎλfπYŜŜŭλyƎăφ

5λăŎfl·λYŜŃ

aŜYōŜŃă ƨŦ ŭKŜ LJdzōfλŎ ăKƨdzfŘ yƨŭŜ ŭKl·ŭ λy l·yè ŘλăŎdzăăλƨyŃŜƎl·ŃŘλyƎ l·yè LJfl·yyλyƎ ƨŃ ƨŭKŜŃ l·LJLJfλŎl·ŭλƨyã ŭKl·ŭ l·yè ăŭl·ŭŜYŜyŭ ƨŃ λyŭλY l·ŭλƨy ƨŦ l·LJLJŃƨØl·f Y l·ŘŜ ōè l·yè /ƨYYλăăλƨyŜŃ ƨŃ ƨŦŦλŎŜŃ ƨŦ ŭKŜ /λŭè ŘdzŃλyƎ ŭKŜ ŎƨdzŃăŜ ƨŦ l·yè YŜŜŭλyƎ λă yƨŭ λyŭŜyŘŜŘ ŭƨ ōŜΣ l·yŘ λă yƨŭ ŭƨ ōŜ ŭl·ʅŜy l·ăΣ yƨŭλŎŜ ƨŦ l·LJLJŃƨØl·f ŦŃƨY ŭKŜ /λŭèφ bƨ l·ŎŭλƨyăKƨdzfŘ ōŜ ŭl·ʅŜy ƨy l·yè λŭŜY ŘλăŎdzăăŜŘ l·ŭ l· /ƨdzyŎλf YŜŜŭλyƎ LJŃλƨŃ ŭƨ ǿŃλŭŭŜy l·ŘØλŎŜ ƨy ŭKŜ ŃŜăƨfdzŭλƨy ƨŦ ŭKŜ /ƨdzyŎλf ōŜλyƎ ŃŜŎŜλØŜŘφ

!yè LJfl·yã ƨŃ ŘƨŎdzYŜyŭă Ŏƨyŭl·λyŜŘ λy ŭKλă l·ƎŜyŘl· Y l·è ōŜ ădzō?ŜŎŭ ŭƨ ŎƨLJèŃλƎKŭ fl·ǿ LJŃƨØλăλƨyã *(Copyright Act 1968, as amended)* l·yŘ ŭKŜ ŜÈLJŃŜăă LJŜŃYλăăλƨy ƨŦ ŭKŜ ŎƨLJèŃλƎKŭ ƨǿyŜŃóăú ăKƨdzfŘ ōŜ ăƨdzƎKŭ LJŃλƨŃ ŭƨ ŭKŜλŃ ŃŜLJŃƨŘdzŎŭλƨyφ

Table of Contents

1. Declaration of Opening 6
2. Acknowledgement of Country/Prayer 6
3. Attendance 6
3.1 Apologies 6
3.2 Leave of absence 6
3.3 Applications for leave of absence 6
4. Announcements by the Lord Mayor 6
5. Public Participation 6
5.1 Public Questions 6
5.2 Deputations 6
6. Disclosures of Interests 7
7. Confirmation of Minutes 7
8. Questions by Members of which due notice has been given 7
9. Correspondence 7
10. Petitions 7
11. Planning and Economic Development Affairs Reports 8
11.1 Final approval of Amendment No. 45 to City Plan Scheme No. 2 to introduce a Special Control Area over 11 (Lot 1003) and 27 (Lot 700) Newcastle Street Perth 8
11.2 City of Perth Urban Forest Plan – Infill Street Tree Planting Program 14
11.3 1, 3 & 5 (Lots 2, 500 & 501) Harvest Terrace, West Perth – Proposed Four Storey Office Development Including Basement Level Car Park 21
12. Community Development Affairs Reports 35
12.1 COVID-19 Advisory Committees 35
12.2 COVID-19 Rebound Economic Development Sponsorship – Science on the Swan 2021 40
12.3 Lord Mayor's Distress Relief Fund – Nomination of Honorary Treasurer 48
12.4 Budget Amendment – Public Art Maintenance Claisebrook Cove 51
12.5 Donation - Anzac Day 2021 Commemorations – Perth 59

ΨaŜŘʎl· .ƨƨʅʎyƎϪ .dzèʎyƎ l·yŘ tfl·yƴʎyƎ ς 9· aллллпсΩ ʎă LJǊŜăŜyǘŜŘ dzyŘŜǊ LǘŜƳ мт l·ă ʎǘ Ŏƨyǘl·ʎyă ŎƨyŦʎŘŜyǘʎl·f l·ǘǘl·ŎKƳŜyǘă ... сс
Ψ{l·ŦŜ bʎƎKǘ {LJl·ŎŜăΩ ʎă LJǊŜăŜyǘŜŘ dzyŘŜǊ LǘŜƳ мт l·ă ʎǘ Ŏƨyǘl·ʎyă ŎƨyŦʎŘŜyǘʎl·f l·ǘǘl·ŎKƳŜyǘăст
моΦ LyŦǊl·ăǘǊdzŎǘdzǊŜ l·yŘ hLJŜǊl·ǘʎƨyă !ffʎl·yŎŜ wŜLJƨǊǘă ... су
13.1 /ʎǘè ƨŦ tŜǊǘK ² l·ăǘŜ tfl·y ... су
Ψ9fŜŎǘǊʎŎl·f [ʎƎKǘʎyƎ ¦LJƎǊl·ŘŜă tǊƨƨŜŎǘ Cʎyl·yŎʎl·f ¸Ŝl·Ǌ нлнлкнмΩ ʎă LJǊŜăŜyǘŜŘ dzyŘŜǊ LǘŜƳ мт l·ă ʎǘ Ŏƨyǘl·ʎyă ŎƨyŦʎŘŜyǘʎl·f l·ǘǘl·ŎKƳŜyǘă ... то
мпΦ /ƨǊLJƨǊl·ǘŜ {ŜǊǾʎŎŜă wŜLJƨǊǘă ... тп
14.1 aƨyǘKfè Cʎyl·yŎʎl·f wŜLJƨǊǘ ŦƨǊ 5ŜŎŜƳōŜǊ нлнл ... тп
14.2 {ŎKŜŘdzfŜ ƨŦ l·ŎŎƨdzyǘă LJl·ʎŘ ς 5ŜŎŜƳōŜǊ нлнл ... ур
14.3 wŜǾʎŜǿ ƨŦ /ƨdzyŎʎf tƨfʎŎè ς фΦт tdzǊŎKl·ăʎyƎ tƨfʎŎè ... уф
14.4 wŜăLJƨyăŜ ǘƨ нлмфкнл LyŘŜLJŜyŘŜyǘ !dzŘʎǘƨǊΩă wŜLJƨǊǘ ... фп
мрΦ /KʎŜŦ 9ȄŜŎdzǘʎǾŜ hŦŦʎŎŜǊ wŜLJƨǊǘă ... фф
15.1 tǊƨƳƨǘʎƨyƳƨŦ /ʎǘè ƨŦ tŜǊǘK [ʎƎKǘ !Ŏǘʎǿl·ǘʎƨyă ... фф
мсΦ /ƨƳƳʎǘǘŜŜ wŜLJƨǊǘă ... мло
16.1Φ tǊƨLJƨăŜŘ ǊŜǾʎŜǿ ƨŦ ǘKŜ /ƨǊLJƨǊl·ǘŜ DƨǿŜǊyl·yŎŜ CǊl·ƳŜǿƨǊʅ l·yŘ ǘKŜ /ƨdzyŎʎf tƨfʎŎʎŜă ς DƨǿŜǊyl·yŎŜ CǊl·ƳŜǿƨǊʅ ϶ {ǘǊl·ǘŜƎè 5ŜǿŜfƨLJƳŜyǘ ... мло
16.2 wŜǾʎŜǿ ƨŦ /ƨdzyŎʎf tƨfʎŎè ς фΦо al·yl·ƎŜƳŜyǘ ƨŦ LyǿŜăǘƳŜyǘă ... млт
16.3 [ƨŎl·f [l·ǿ wŜǾʎŜǿ {ŎKŜŘdzfŜ ... ммм
16.4 !ŘƨLJǘʎƨyƳƨŦ /ƨdzyŎʎf tƨfʎŎè ς мΦо /ƨdzyŎʎf aŜƳōŜǊ /ƨƳƳdzyʎŎl·ǘʎƨyă ... ммс
16.5 wŜǾʎŜǿ ƨŦ tƨfʎŎè фΦм .dzŘƎŜǘ ... ммф
16.6 wŜǾʎŜǿ ƨŦ tƨfʎŎè фΦсΦ ς .dzŘƎŜǘ ±l·Ǌʎl·ǘʎƨyă ... мнп
16.7 wŜǾʎŜǿ ƨŦ tƨfʎŎè муΦм !ǊǘăĂ l·yŘ /dzfǘdzǊŜ ... мну
16.8 wŜǾʎŜǿ ƨŦ tƨfʎŎè мΦр tdzōfʎŎ !Ǌǘ ... мон
16.9 wŜǾʎŜǿ ƨŦ tƨfʎŎè нлΦт tdzōfʎŎ [ʎƎKǘʎyƎ ... мот
16.10 wŜǾʎŜǿ ƨŦ /ƨƳƳdzyʎǘè ² l·ǘŜ {ŜǊǾʎŎŜă tƨfʎŎè ... мпм
16.11 wŜǾʎŜǿ ƨŦ tƨfʎŎʎŜă ннΦс wŜăʎŘŜyǘ hyƳ{ǘǊŜŜǘ tl·Ǌʅʎyƌ l·yŘ ннΦф hyƳ{ǘǊŜŜǘ tl·Ǌʅʎyƌ мпс
мтΦ al·ǘǘŜǊă ŦƨǊ ǿKʎŎK ǘKŜ ƳŜŜǘʎyƎ Ƴl·è ōŜ Ŏfƨ ăŜŘ ... мрн
17.1 aŜŘʎl· .ƨƨʅʎyƎ .dzèʎyƎ l·yŘ tfl·yƴʎyƎ ς 9· aллллпс ... мрн
17.2 {l·ŦŜ bʎƎKǘ {LJl·ŎŜă ... мрт

17.3 9fŜŎűǋǇŎƖ·f [ƛƎKűƛƴƎ ¦ǇƎǋƖ·ŘŜă tǋƻǲŜŎű CƛƴƖ·ƴŎƛƖ·f ¸ŜƖ·ǋ нлнлкнм φφφφφφφφφφφφφφφφφφφφφφφφφφφφφφφφ мсо
му φ aƻűƛƻƴă ƻŦ ǿKƛŎK ƴƻűƛŎŜ KƖ·ă ōŜŜƴ ƎƛǾŜƴ φφφφφφφφφφφφφφφφφφφφφφφφφφφφφφφφφφφφφφφφφφφφφφφφφφφφφφφφφφφφφφφφφφφφφφφφφφφφφφφφφφφ мсф
мф φ ¦ǋƎŜƴű .dzăƛƴŜăă φφφφφφφφφφφφφφφφφφφφφφφφφφφφφφφφφφφφφφφφφφφφφφφφφφφφφφφφφφφφφφφφφφφφφφφφφφφφφφφφφφφφφφφφφφφφφφφφφφφφφφφφφφφφφφφφφφφφ мсф
нл φ /ƻădzǋŜ φφφφφφφφφφφφφφφφφφφφφφφφφφφφφφφφφφφφφφφφφφφφφφφφφφφφφφφφφφφφφφφφφφφφφφφφφφφφφφφφφφφφφφφφφφφφφφφφφφφφφφφφφφφφφφφφφφφφφφφφφφφφφφφφφφ мсф

мφ 5ŜŎƒl·ɴl·ǘƛƧy ƧŦ hLJŜyƛyƎ

нφ !ŎƪyƧǿƒŜŘƎŜYŜyǘ ƧŦ /Ƨdzyǘɴѐкtɴl·ѐŜɴ

!ŎƪyƧǿƒŜŘƎŜYŜyǘ ƧŦ /Ƨdzyǘɴѐ

L ɴŜăLJŜŎǘŦdzƒƒѐ l·ŎƪyƧǿƒŜŘƎŜ ǘKŜ ¢ɴl·ŘƛǘƛƧyl·ƒ hǿyŜɴă ƧŦ ǘKŜ ƒl·yŘ Ƨy ǿKƛŎK ǿŜ YŜŜǘΣ ǘKŜ ² Kl·Řƨdzƪ ó ² Kl·Řπƨdzƪǘ bѐƧƧyƎl·ɴ LJŜƧLJƒŜ ƧŦ ² ŜăǘŜɴy !dzăǘɴl·ƒƛl·Σ l·yŘ LJl·ѐ Yѐ ɴŜăLJŜŎǘă ǘƧ 9ƒŘŜɴă LJl·ăǘ l·yŘ LJɴŜăŜyǘφ Lǘ ƛă l· LJɴƛǾƛƒŜƎŜ ǘƧ ōŜ ăǘl·yŘƛyƎ Ƨy ² Kl·Řƨdzƪ bѐƧƧyƎl·ɴ ŎƧdzyǘɴѐφ

tɴl·ѐŜɴ

!ƒYƛƎKǘѐ DƧŘΣ dzyŘŜɴ ǿKƧăŜ LJɴƧǾƛŘŜyŎŜ ǿŜ KƧƒŘ ɴŜăLJƧyãƛōƛƒƛǘѐ ŦƧɴ ǘKƛă /ƛǘѐ Ǝɴl·yǘ dză ǿƛăŘƧY ǘƧ dzyŘŜɴăǘl·yŘ ƛǘă LJɴŜăŜyǘ yŜŜŘăΣ ŦƧɴŜăƛƎKǘ ǘƧ l·yǘƛŎƛLJl·ǘŜ ƛǘă ŦdzǘdzɴŜ ƎɴƧǿǘKΣ l·yŘ Ǝɴl·ŎŜ ǘƧ ăŜɴǾŜ Ƨdzɴ ŦŜƒƒƧǿ ŎƛǘƛÎŜyã ǿƛǘK ƛyǘŜƎɴƛǘѐ l·yŘ ăŜƒŦƒŜăă ŘŜǾƧǘƛƧyφ !yŘ ǘƧ ¢KŜŜΣ ōŜ l·ƒƒ ōƒŜăăƛyƎ l·yŘ ƎƒƧɴѐ ŦƧɴŜǾŜɴφ !YŜyφ

оφ !ǘǘŜyŘl·yŎŜ

3.1 !LJƧƒƧƎƛŜă

3.2 [Ŝl·ǾŜ ƧŦ l·ōăŜyŎŜ

3.3 !LJLJƒƛŎl·ǘƛƧyã ŦƧɴ ƒŜl·ǾŜ ƧŦ l·ōăŜyŎŜ

¢Kƛă ƛǘŜY ǿƛƒƒ ōŜ ŘŜl·ƒǘ ǿƛǘK l·ǘ ǘKŜ hɴŘƛyl·ɴѐ /ƧdzyŎƛƒ aŜŜǘƛyƎφ

пφ !yyƧdzyŎŜYŜyǘă ōѐ ǘKŜ [ƧɴŘ a l·ѐƧɴ

pφ tdzōƒƛŎ tl·ɴǘƛŎƛLJl·ǘƛƧy

5.1 tdzōƒƛŎ vdzŜăǘƛƧyã

¢Kƛă ƛǘŜY ǿƛƒƒ ōŜ ŘŜl·ƒǘ ǿƛǘK l·ǘ ǘKŜ hɴŘƛyl·ɴѐ /ƧdzyŎƛƒ aŜŜǘƛyƎφ

5.2 5ŜLJdzǘl·ǘƛƧyã

cφ 5λăŎfƧădzℕŜă ƧŦ LyűŜℕŜăűă

тφ /ƧyŦλℕY l·űλƧy ƧŦ YλyďzűŜă

¢Kλă λűŜY ǿλtf ōŜ ŘŜl·tű ǿλűK l·ű űKŜ hℕŘλyl·ℕè /ƧdzyŎλf a ŜŜűλyƎφ

yφ vdzŜăűλƧyã ōè YŜYōŜℕă ǿKλŎK ŘdzŜ yƧűλŎŜ Kl·ă ōŜŜy ƎλǾŜy

¢Kλă λűŜY ǿλtf ōŜ ŘŜl·tű ǿλűK l·ű űKŜ hℕŘλyl·ℕè /ƧdzyŎλf a ŜŜűλyƎφ

фφ /ƧℕℕŜăLJƧyŘŜyŎŜ

¢Kλă λűŜY ǿλtf ōŜ ŘŜl·tű ǿλűK l·ű űKŜ hℕŘλyl·ℕè /ƧdzyŎλf a ŜŜűλyƎφ

млφ tŜűλűλƧyã

¢Kλă λűŜY ǿλtf ōŜ ŘŜl·tű ǿλűK l·ű űKŜ hℕŘλyl·ℕè /ƧdzyŎλf a ŜŜűλyƎφ

ммф tfl·yyƛyƎ l·yŘ 9ŎƨyƨYƛŎ 5ŜØŜfƨLJYŜyű !ffƛl·yŎŜ wŜLJƨŃűă

11.1 CƛyI·f !ŘƨLJűƛƨy ƨŦ !YŜyŘYŜyű bƨф пр űƨ /ƛűè tfl·y {ŎKŜYŜ bƨф н űƨ ƛyűŃƨŘdzŎŜ l· {LJŜŎƛl·f /ƨyűŃƨf !ŃŜl· ƨØŜŃ мм ó[ƨű мллú l·yŘ нт ó[ƨű тллú bŜøŎl·ăűfŜ {űŃŜŜűΣ tŜŃűK

wŜăLJƨyãƛōfŜ hŦŦƛŎŜŃ	Wl·èăƨy aƛŃl·Ǝfƛƨűűl· DŜyŜŃl·f al·yI·ƎŜŃ tfl·yyƛyƎ l·yŘ 5ŜØŜfƨLJYŜyű !ffƛl·yŎŜ
±ƨűƛyƎ wŜljdzƛŃŜYŜyű	{ƛYLJfŜ al·ƨƨŃƛűè
!űűl·ŎKYŜyűă	!űűl·ŎKYŜyű ммфм! ς [ƨŎl·űƛƨy tfl·y l·yŘ {ƛűŜ /ƨyűŜÈű !űűl·ŎKYŜyű ммфм. ς Lyƛűƛl·űŜŘ {ŎKŜYŜ !YŜyŘYŜyű wŜLJƨŃű !űűl·ŎKYŜyű ммфм/ ς {ŎKŜŘdzfŜ ƨŦ {dzōYƛăăƛƨyã

tdzŃLJƨăŜ

CƨŃ /ƨdzyŎƛf űƨ ŎƨyãƛŘŜŃ űKŜ ădzōYƛăăƛƨyã ŃŜŎŜƛØŜŘ øƛűK ŃŜăLJŜŎű űƨ !YŜyŘYŜyű bƨф пр űƨ /ƛűè tfl·yyƛyƎ {ŎKŜYŜ bƨф н ó/t{нú l·yŘ űƨ ŃŜăƨfØŜ øKŜűKŜŃ űƨ ădzLJLJƨŃű űKŜ !YŜyŘYŜyűΣ øƛűK ƨŃ øƛűKƨdzű YƨŘƛŦƛŎl·űƛƨyãΣ ƨŃ yƨű űƨ ădzLJLJƨŃű ƛűф

wŜŎƨYYŜyŘl·űƛƨy

¢Kl·ű /ƨdzyŎƛfY

мф {¦tthw¢{ !YŜyŘYŜyű bƨф пр űƨ /ƛűè tfl·yyƛyƎ {ŎKŜYŜ bƨф н øƛűKƨdzű YƨŘƛŦƛŎl·űƛƨyΣ l·ă LJŜŃ !űűl·ŎKYŜyű ммфм.Σ LJdzŃădzl·yű űƨ ŃŜƎdzfl·űƛƨy рлóoú ƨŦ űKŜ *Planning and Development (Local Planning Scheme) Regulations 2015*

нф !5ht¢{ űKŜ l·YŜyŘŜŘ tŃŜŎƛyŎű tfl·yΣ l·ă ŘŜűl·ƛfŜŘ ƛy !űűl·ŎKYŜyű ммфм.Σ LJdzŃădzl·yű űƨ ŎfI·dzăŜ o! ƨŦ {ŎKŜŘdzfŜ ! ó{dzLJLJfŜYŜyűl·f tŃƨØƛăƛƨyãú ƨŦ /ƛűè tfl·yyƛyƎ {ŎKŜYŜ bƨф нΣ l·yŘ ădzōƨŜŎű űƨ űKŜ ƎI·ÎŜűűl·f ƨŦ !YŜyŘYŜyű bƨф прф

. l·Ŏ⌊∃ℕ2dzyŘ

м⌀ !ŭ λŭă Y˘ŜŜŭλy∃ KŜfŘ 2y˘ ну Wdzfè нлнлΣ /2dzyŎλf ℕŜă2fØŜŘ ŭ2 λyλŭλl·ŭŜ !Y˘ŜyŘY˘Ŝyŭ b2⌀ пр⌀ ¢KŜ l·Y˘ŜyŘY˘Ŝyŭ LJℕ2LJ2ăŜă ŭ2 λyŭℕ2ŘdzŐŜ l· {LJŜŎλl·f /2yŭℕ2f !ℕŜl· ó{/ !ŭ 2ØŜℕ мм ó[2ŭ мллŭ l·yŘ нт ó[2ŭ тллŭ bŜØŎl·ăŭfŜ {ŭℕŜŜŭΣ tŜℕŭK ó!ŭŭl·ŎKY˘Ŝyŭ мм⌀м!ŭ⌀ ¢KŜ fl·yŘ2øyŜℕλă b9·¢5/Σ l· LJdzōfλŎfè fλăŭŜŘ ŭŜŎKy2f2∃è Ŏ2Y˘LJl·yèΣ ℕŜLJℕŜăŜyŭŜŘ ōè ŭKŜ l·LJLJfλŎl·yŭΣ ¦w.L{ tŭè [ŭŘ⌀

н⌀ ¢KŜ l·Y˘ŜyŘY˘Ŝyŭ øλtf ŦI·ŎλfλŭI·ŭŜ ŭKŜ ŘŜØŜf2LJY˘Ŝyŭ 2Ŧ ŭKŜ LJℕ2LJ2ăŜŘ {/! λy˘ l· Ŏ2π2ℕŘλyl·ŭŜŘ Yl·yyŜℕ ōè λyŭℕ2ŘdzŐλy∃ LJℕ2ØλăΛ2yã ŭ2 l·ff2ø ŭKŜ {/! ŭ2 ōŜ ŭℕŜl·ŭŜŘ l·ă 2yŜ ăλŭŜ ól·ă 2LJLJ2ăŜŘ ŭ2 ŭø2 f2ŭăŭ Ŧ2ℕ ŭKŜ LJdzℕLJ2ăŜă 2Ŧ Ŏl·fŎdzfl·ŭλy∃ LJf2ŭ ℕl·ŭλ2 l·yŘ Ŏ2Y˘Y˘ŜℕŎλl·f ŭŜyl·yŭ Ŏl·ℕ LJl·ℕ⌊λy∃⌀

o⌀ ¢KŜ λyŭŜyŭ 2Ŧ ŭKŜ LJℕ2LJ2ăŜŘ {ŎKŜY˘Ŝ !Y˘ŜyŘY˘Ŝyŭ λă ŭ2 Ŧl·ŎλfλŭI·ŭŜ Ŧdzŭdzℕ Ŝ Ŏ2Y˘Y˘ŜℕŎλl·f l·yŘ Řl·ŭl· ŎŜyŭℕŜ ŘŜØŜf2LJY˘Ŝyŭ øλŭK Ŏl·ℕLJl·ℕ⌊λy∃ l·ă l· ăŜŎ2yŘl·ℕèкl·yŎλtfl·ℕè Ŏ2Y˘LJ2yŜyŭ⌀ ¢KŜ LJℕ2LJ2ăŜŘ {LJŜŎλl·f /2yŭℕ2f !ℕŜl· øλtf Ŝyl·ōtŜ ŭKŜ λyŭŜ∃ℕl·ŭŜŘ ŘŜØŜf2LJY˘Ŝyŭ 2Ŧ l·ŘŘλŭλ2yl·f Ŏ2Y˘Y˘ŜℕŎλl·f l·yŘ Řl·ŭl· ŎŜyŭℕŜ dzăŜă l·Ŏℕ2ăă ŭKŜ ŭø2 f2ŭăΣ øKλŎK l·ℕŜ 2øyŜŘ ōè ŭKŜ ăl·Y˘Ŝ fl·yŘ2øyŜℕ⌀ ¢KŜ fl·yŘ2øyŜℕ Kl·ă l·y˘ŜÈλăŭλy∃ ŘŜØŜf2LJY˘Ŝyŭ l·LJLJℕ2Øl·f 2ØŜℕ мм ó[2ŭ мллŭ bŜØŎl·ăŭfŜ {ŭℕŜŜŭΣ tŜℕŭK⌀

{ŭl·⌊ŜK2fŘŜℕ 9y∃l·∃ŜY˘Ŝyŭ

п⌀ ¢KŜ !Y˘ŜyŘY˘Ŝyŭ øl·ă ℕŜŦŜℕℕŜŘ ŭ2 ŭKŜ 9yØλℕ2yY˘Ŝyŭl·f tℕ2ŭŜŎŭλ2y˘ !dzŭK2ℕλŭè ó9t !ŭ Ŧ2ℕ λŭă Ŏ2yăλŘŜℕl·ŭλ2y˘2Ŧ ŭKŜ yŜŜŘ Ŧ2ℕ Ŧ2ℕY˘l·f ŜyØλℕ2yY˘Ŝyŭl·f l·ăăŜăăY˘Ŝyŭ⌀ hy˘ ол {ŜLJŭŜY˘ōŜℕ нлнлΣ ŭKŜ 9t! l·ŘØλăŜŘ ŭKl·ŭ ŭKŜ !Y˘ŜyŘY˘Ŝyŭ ø2dzfŘ y2ŭ yŜŜŘ ŭ2 ōŜ l·ăăŜăăŜŘ⌀

p⌀ C2ff2øλy∃ ℕŜŎŜλLJŭ 2Ŧ ŭKŜ 9t!ăă l·ŘØλŎŜΣ ŭKŜ !Y˘ŜyŘY˘Ŝyŭ øl·ă l·ŘØŜℕŭλăŜŘ Ŧ2ℕ Ŏ2Y˘Y˘Ŝyŭ Ŧℕ2Y˘ т b2ØŜY˘ōŜℕ нлнл ŭ2 но 5ŜŎŜY˘ōŜℕ нлнл⌀ ¢KŜ Y˘ŜŭK2Ŕă 2Ŧ l·ŘØŜℕŭλăλy∃ λyŎfdzŘŜŘY

l·⌀ !y2ŭλŎŜ LJdzōfλăKŜŘ λy˘ŭKŜ f2Ŏl·f yŜØăLJl·LJŜℕΣ ¢KŜ tŜℕŭK ±2λŎŜΣ 2y˘т b2ØŜY˘ōŜℕ нлнл

ō⌀ нлу fŜŭŭŜℕă ăŜyŭ ŭ2 ădzℕℕ2dzyŘλy∃ fl·yŘ2øyŜℕă l·yŘ ăŭl·⌊ŜK2fŘŜℕă

Ŏ⌀ [ŜŭŭŜℕă ŭ2 ℕŜfŜØl·yŭ {ŭl·ŭŜ ∃2ØŜℕyY˘Ŝyŭ l·∃ŜyŎλŜă

Ř⌀ LyŦ2ℕY˘l·ŭλ2y˘LJdzōfλăKŜŘ 2y˘ŭKŜ /λŭè⌀ă øŜōăλŭŜ

Ŝ⌀ LyŦ2ℕY˘l·ŭλ2y˘ Y˘l·ŘŜ l·Øl·λtl·ōtŜ Ŧ2ℕ ØλŜøλy∃ l·ŭ ŭKŜ /λŭè /dzăŭ2Y˘Ŝℕ 9ÈLJŜℕλŜyŎŜ /ŜyŭℕŜ l·yŘ ŭKŜ /λŭè [λōℕl·ℕè⌀

c⌀ CλØŜ ădzōY˘λăăλ2yã øŜℕŜ ℕŜŎŜλØŜŘY ŭø2 Ŧℕ2Y˘ Ŏ2Y˘Y˘dzyλŭè Y˘ŜY˘ōŜℕă l·yŘ ŭKℕŜŜ Ŧℕ2Y˘ {ŭl·ŭŜ ∃2ØŜℕyY˘Ŝyŭ l·∃ŜyŎλŜă⌀

т⌀ hyŜ Ŏ2Y˘Y˘dzyλŭè Y˘ŜY˘ōŜℕ øl·ă Ŧdzffè ădzLJLJ2ℕŭλØŜΣ l·yŘ 2yŜ Ŏ2Y˘Y˘dzyλŭè Y˘ŜY˘ōŜℕ øl·ă Ŏ2yŎŜℕyŜŘ l·ō2dzŭ ŭKŜ ădzō?ŜŎŭ ăλŭŜ ōŜλy∃ ŭdzℕyŜŘ λyŭ2 l· Ŏl·ℕ LJl·ℕ⌊ l·yŘ l·yè Ŧdzŭdzℕ Ŝ ŘŜØŜf2LJY˘Ŝyŭ Kl·ØλY∃ ōℕλ∃Kŭ fλ∃Kŭă⌀

y⌀ ¢KŜ ² l·ŭŜℕ /2ℕLJ2ℕl·ŭλ2y˘Kl·Ř y2 2ō?ŜŎŭλ2yã ŭ2 ŭKŜ LJℕ2LJ2ăŜŘ {ŎKŜY˘Ŝ !Y˘ŜyŘY˘Ŝyŭ l·yŘ a l·λy˘w2l·Ř ă ² !Kl·Ř y2 Ŏ2Y˘Y˘Ŝyŭă⌀

фφ ¢KŜ 5ŜLJl·ℕúY˝Ŝyú 2Ŧ ¢ℕJl·yãLJ2ℕú ó52¢ú ℕŜÕ2∃yλăŜŘ úKl·ú úKŜ LJℕ2LJ2ăŜŘ {/! øλtf y2ú ÕKl·y∃Ŝ úKŜ ú2úl·t Y˝l·ÈλY˝dzY˝ yďzY˝ōŜℕ 2Ŧ ōl·èă LJŜℕY˝λúúŜŘ l·Õℕ2ăă úKŜ úø2 Õ2yãúλúdzŜyú f2úă óмм l·yŘ нт bŜøÕl·ăúfŜ {úℕŜŜúú dzyŘŜℕ úKŜ tŜℕúK tl·ℕ]λyƎ t2fλÕè l·yŘ l·ă ădzÕK ŘλŘ y2ú 2LJLJ2ăŜ úKŜ {ÕKŜY˝Ŝ !Y˝ŜyŘY˝Ŝyúφ 52¢ ŘλŘ K2øŜØŜℕ ℕl·λăŜ l·yďzY˝ōŜℕ 2Ŧ Õ2yÕŜℕyã øKλÕK l·ℕŜ ŘλăÕdzăăŜŘ ōŜf2øφ

млφ ! ădzY˝Y˝l·ℕè 2Ŧ úKŜ ădzōY˝λăăλ2yã ℕŜÕŜλØŜŘΣ l·yŘ úKŜ !ŘY˝λyλăúℕl·úλ2yďă ℕŜăLJ2yãŜă l·ℕŜ LJℕ2ØλŘŜŘ λy˝!úúl·ÕKY˝Ŝyú ммφм/φ

5λăÕdzăăλ2y˝

мм¢KŜ]Ŝè Yl·úúŜℕ ℕl·λăŜŘ λy˝úKŜ ădzōY˝λăăλ2yã øl·ă úKŜ LJℕ2Øλăλ2y˝2Ŧ Õ2YY˝ŜℕÕλl·f úŜyl·yú Õl·ℕ LJl·ℕ]λyƎ øλúKλy˝úKŜ LJℕ2LJ2ăŜŘ {/! óúKŜ ădzō?ŜÕú ăλúŜúφ

мн¢KŜ {úl·úŜ D2ØŜℕyYŜyúďă tŜℕúK tl·ℕ]λyƎ t2fλÕè ó t t t ú LJℕ2ØλŘŜă ∃dzλŘl·yÕŜ 2y˝Õ2YY˝ŜℕÕλl·f úŜyl·yú LJl·ℕ]λyƎ l·yŘ LJdzōfλÕ LJl·ℕ]λyƎ øλúKλy˝úKŜ tŜℕúK tl·ℕ]λyƎ al·yl·∃ŜY˝Ŝyú !ℕŜl·φ ¢Kλă l·ℕŜl· Õ2ØŜℕă Y˝2ăú 2Ŧ úKŜ Õλúè óŜÈÕfdzŘŜă /ℕl·øfŜèπbŜŘfl·yŘăúΣ l·ă øŜff l·ă ăYl·ff LJl·ℕúă 2Ŧ úKŜ /λúè 2Ŧ ±λyÕŜyúφ

мо¢KŜ t t t l·λYă ú2 LJℕλ2ℕλúλăŜ LJŜŘŜăúℕλl·yã l·yŘ LJdzōfλÕ úℕl·yãLJ2ℕú λy˝úKŜ KŜl·ℕú 2Ŧ úKŜ Õλúè ōè ăLJŜÕλŦèλyƎ úKŜ Yl·ÈλY˝dzY˝ yďzY˝ōŜℕ 2Ŧ úŜyl·yú LJl·ℕ]λyƎ ōl·èă LJŜℕ млΣллллYᴴ úKl·ú Õl·y˝ōŜ f2Õl·úŜŘ 2y˝l· ăλyƎfŜ f2ú ōl·ăŜŘ 2y˝ ăúℕŜŜú LJℕλ2ℕλúèΣ úèLJŜ 2Ŧ ØŜKλÕfŜ l·ÕÕŜăă ól·úπƎℕl·ŘŜ 2ℕ λyúŜƎℕl·úŜŘú l·yŘ f2ú ăλÎŜφ Lú ℕŜăúℕλÕúă úKŜ ăKl·ℕλyƎ 2Ŧ úŜyl·yú ōl·èă l·Õℕ2ăă ŘλŦŦŜℕŜyú f2úăφ

мпφ ¦yŘŜℕ úKŜ t t tΣ /l·úŜƎ2ℕè м λă úKŜ KλƎKŜăú LJℕλ2ℕλúè ăúℕŜŜú øλúK /l·úŜƎ2ℕè п úKŜ f2øŜăú LJℕλ2ℕλúè ăúℕŜŜúφ

мрφ Ly˝ℕŜfl·úλ2y˝ú2 úKŜ LJℕ2LJ2ăŜŘ {/!Σ úKŜ t t t λŘŜyúλŦλŜă bŜøÕl·ăúfŜ {úℕŜŜú l·yŘ !ōŜℕŘŜŜy˝{úℕŜŜú l·ă /l·úŜƎ2ℕè п ăúℕŜŜúă øλúK l· ƎℕŜl·úŜℕ ydzY˝ōŜℕ 2Ŧ úŜyl·yú LJl·ℕ]λyƎ ōl·èă l·ff2øŜŘ λŦ l·ÕÕŜăăŜŘ ōè l· ăKl·ℕŜŘ ØŜKλÕfŜ ÕℕJ2ăă2ØŜℕφ

мсφ tℕŜăŜyúfèΣ dzyŘŜℕ úKŜ t t t úKŜ LJl·ℕ]λyƎ l·ff2øl·yÕŜΣ øKλÕK λă Õl·fÕdzfl·úŜŘ l·yŘ ŘλăúℕλōdzúŜŘ 2y˝l·y˝λyŘλØλŘdzl·f f2ú ōl·ăλăΣ Õ2dzfŘ ÕdzY˝dzfl·úλØŜfè ú2úl·f мфт ōl·èă l·Õℕ2ăă úKŜ ădzō?ŜÕú ăλúŜ ōl·ăŜŘ 2y˝λyúŜƎℕl·úŜŘ l·ÕÕŜăăφ

мтφ ¢KŜ LJℕ2LJ2ăŜŘ {/! øλtf y2ú ÕKl·y∃Ŝ úKŜ 2ØŜℕl·ff ljdzl·yúdzY˝ ól·ff2øl·ōfŜ ydzY˝ōŜℕú 2Ŧ úŜyl·yú Õl·ℕ LJl·ℕ]λyƎ 2y˝úKŜ ădzō?ŜÕú ăλúŜΣ K2øŜØŜℕΣ λú øλtf l·ff2ø Y˝2ℕŜ LJl·ℕ]λyƎ ōl·èă ú2 ōŜ ŘλăúℕλōdzúŜŘ ú2 úKŜ øŜăú úKl·y˝λă ÕdzℕℕŜyúfè ŜyØλăl·∃ŜŘ dzyŘŜℕ úKŜ t t tφ Lú ăK2dzfŘ ōŜ y2úŜŘ úKl·ú úKλă Õ2dzfŘ l·fă2 2ÕÕdzℕ ăK2dzfŘ úKŜ úø2 f2úă ōŜ l·Yl·f∃l·Yl·úŜŘφ Lú λă Õ2yãλŘŜℕŜŘ úKl·ú úKλă λă dzyfλ]Ŝfè ú2 Kl·ØŜ l· y2úl·ōfŜ λYLJl·Õú 2y˝úℕl·ŦŦλÕ Y˝2ØŜY˝Ŝyú λy˝úKŜ f2Õl·fλúè φ

муφ ¢KŜ l·LJLJfλÕl·yú Kl·ă l·ŘØλăŜŘ úKl·ú úKŜ λyúŜyú 2Ŧ úKŜ l·YŜyŘY˝Ŝyú λă ú2 Ŧl·Õλfλúl·úŜ l· Ŧdzúdzℕ Ŝ Õ2YY˝ŜℕÕλl·f l·yŘ Řl·úl· ÕŜyúℕŜ ŘŜØŜf2LJY˝ŜyúΣ øλúK Õl·ℕ LJl·ℕ]λyƎ l·ă l· ăŜÕ2yŘl·ℕèкl·yÕλtfl·ℕè Õ2YLJ2yŜyúφ

мф¢KŜ 52¢ ădz∃∃ŜăúŜŘ úKl·ú LJl·ℕ]λyƎ Õl·LJă Õ2dzfŘ ōŜ l·LJLJfλŜŘ ú2 úŜyl·yú Õl·ℕ LJl·ℕ]λyƎ LJℕ2ØλăλÕ2y˝ øλúKλy˝Ŧdzúdzℕ Ŝ LJℕ2LJ2ăŜŘ {/!ďă ú2 fλYλú úKŜ úŜyl·yú Õl·ℕ LJl·ℕ]λyƎ l·ff2øl·yÕŜă dzyŘŜℕ úKŜ t t tφ

нлφ !yè Ŧdzúdzℕ Ŝ ŘŜØŜf2LJY˝Ŝyú l·LJLJfλÕl·úλ2y˝øλúKλy˝úKŜ LJℕ2LJ2ăŜŘ {/! øλtf ōŜ ădzō?ŜÕú ú2 úKŜ LJℕ2ØλăλÕ2yã 2Ŧ úKŜ t t t ú2 ŘŜúŜℕY˝λyŜ úŜyl·yú Õl·ℕ LJl·ℕ]λyƎ l·ff2øl·yÕŜ l·yŘ ú2 ŜyãdzℕŜ úKl·ú úKŜ f2Õl·úλ2y˝l·yŘ ŘŜăλƎy˝2Ŧ úKŜ 2ŦŦπăúℕŜŜú LJl·ℕ]λyƎ Ŧl·Õλfλúλ Ŝă Õ2YLJfŜY˝Ŝyú úKŜλℕ ădzℕℕ2dzyŘă l·yŘ Kl·ØŜ Yλyλ˝Yl·f yŜ∃l·úλØŜ λYLJl·Õú 2y˝úKŜ l·YŜyλúè 2Ŧ úKŜ ădzℕℕ2dzyŘλyƎ l·ℕŜl·φ

нмΦ !yè ŦdzűdzℕŜ ŘŜØŜƒ2LJY˜Ŝyű LJℕ2LJ2ăλyƎ l·y˜λyŎℕŜl·ăŜ λy˜űŜyl·yű LJl·ℕ]λyƎ ōl·èăΣ l·fűŜℕyl·űλØŜ l·ŎŎŜăă LJ2λyűă 2ℕΣ λy˜űKŜ /λűèΩă 2LJλyλ2yΣ fλ]Ŝfè ű2 ăλƎyλŦλŎl·yűfè λYLJl·Ŏű 2y˜ ûℕl·ŦŦλŎ ƎŜyŜℕl·ûλ2yKY2ØŜYŜyű l·yŘ LJl·ℕ]λyƎ λy˜ űKŜ f2Ŏl·fûè ø2dzfŘ ōŜ ℕŜljdzλℕŜŘ ű2 ădzōY˜λű l· ûℕl·ŦŦλŎ 2ℕ LJl·ℕ]λyƎ λYLJl·Ŏű ăűl·ûŜYŜyű ű2 ŘŜűŜℕYλyŜ ûKŜ λYLJl·Ŏű 2y˜ ûKŜ ădzℕℕ2dzyŘλyƎ ℕ2l·Ř ySûø2ℕ]Φ

ннΦ !ă ădzŎKΣ λű λă Ŏ2yăλŘŜℕŜŘ ûKl·ű ûKŜ ySŜŘ Ŧ2ℕ l· LJl·ℕ]λyƎ Ŏl·LJ λă y2ű l·LJLJℕ2LJℕλl·ûŜ λy˜ûKλă λyăűl·yŎŜΦ

ноΦ Lű λă y2ûŜŘ ûKl·ű a l·λy˜w2l·Ř ă ² ! ó a w ² !ú Kl·Ř y2 Ŏ2YYŜyűă ű2 Yl·]Ŝ 2y˜ûKŜ LJℕ2LJ2ăŜŘ !YŜyŘYŜyűΦ

5ŜŎλăλ2y˜LY˜LJƒλŎl·ûλ2yă

нпΦ /2dzyŎλƒ λă ℕŜljdzλℕŜŘ ű2 LJl·ăă l· ℕŜă2ƒdzűλ2y˜ű2 ŜλűKŜℕY

l·Φ ădzLJLJ2ℕűûKŜ l·YŜyŘYŜyű øλűK2dzű Y2ŘλŦλŎl·ûλ2yT

ōΦ ădzLJLJ2ℕűûKŜ l·YŜyŘYŜyű øλűK LJℕ2LJ2ăŜŘ Y2ŘλŦλŎl·ûλ2yă ű2 l·ŘŘℕŜăă λăădzŜă ℕl·λăŜŘ λy˜ûKŜ ădzōYλăăλ2yăT 2ℕ

ŎΦ y2ű ădzLJLJ2ℕűûKŜ l·YŜyŘYŜyűΦ

нрΦ Ly˜l·ŎŎ2ℕŘl·yŎŜ øλűK wŜƎdzƒl·ûλ2y˜po 2Ŧ ûKŜ *Planning and Development (Local Planning Scheme) Regulations 2015*Σ Ŧ2ƒƒ2øλyƎ /2dzyŎλƒΩă ŘŜŎλăλ2yΣ !YŜyŘYŜyű b2Φ πp λă ℕŜljdzλℕŜŘ ű2 ōŜ LJℕ2ØλŘŜŘ ű2 ûKŜ ² ŜăűŜℕy˜ !dzăűℕl·fλl·y˜ tfl·yŷλyƎ /2YYλăăλ2y˜Ŧ2ℕ λűă Ŏ2yăλŘŜℕl·ûλ2y˜l·yŘ ℕŜŎ2YYŜyŘl·ûλ2y˜ű2 ûKŜ a λyλăűŜℕ Ŧ2ℕ tfl·yŷλyƎ Ŧ2ℕ l· Ŧλyl·f ŘŜŎλăλ2yΦ

нсΦ {K2dzfŘ /2dzyŎλƒ ŘŜŎλŘŜ y2ű ű2 ădzLJLJ2ℕűû !YŜyŘYŜyű b2Φ πpΣ ûKŜ l·LJLJƒλŎl·yű Kl·ă y2 ℕλƎKű 2Ŧ l·LJLJŜl·fΦ

{ûℕl·ûŜƎλŎΣ [ŜƎl·f l·yŘ t2ƒλŎè LY˜LJƒλŎl·ûλ2yă

{ûℕl·ûŜƎλŎ	
{ûℕl·ûŜƎλŎ /2YYdzyλûè tfl·y˜ !ăLJλℕl·ûλ2yY	tfl·ŎŜ ! øŜfƒπLJfl·yŷŜŘ l·yŘ ŦdzyŎûλ2yl·f ōdzλfű Ŧ2ℕY˜ ŜyØλℕ2yYŜyű LJℕ2Y˜2ûλyƎ ø2ℕƒŘ Ŏfl·ăă l·ℕŎKλûŜŎûdzℕŜΣ l·LJLJℕŜŎλl·ûλ2y˜2Ŧ KŜℕλûl·ƎŜΣ ŘλØŜℕăλûè 2Ŧ fl·yŘ dzăŜ l·yŘ l· ădzăûl·λyl·ōfŜΣ l·ŦŦ2ℕŘl·ōfŜ l·yŘ l·ŎŎŜăăλōfŜ λyûŜƎℕl·ûŜŘ ûℕl·yăLJ2ℕűû ăèăûŜYΦ
{ûℕl·ûŜƎλŎ /2YYdzyλûè tfl·y˜ hō2ŜŎûλØŜY	нΦф [l·yŘ dzăŜΣ ûℕl·yăLJ2ℕűû l·yŘ λyŦℕl·ăûℕdzŎûdzℕŜ LJfl·yŷλyƎ ûKl·ű ŜyŎ2dzℕl·ƎŜă l·yŘ Ŧl·Ŏλƒλûl·ûŜă l· øλŘŜ ℕl·yƎŜ 2Ŧ LJdzōƒλŎ l·yŘ LJℕλØl·ûŜ ăŜŎûℕ λyØŜăûYŜyű l·yŘ ŘŜØŜƒ2LJYŜyűΦ
LăădzŜ {LJŜŎλŦλŎ {ûℕl·ûŜƎλŜă l·yŘ tfl·yăY	b2ű l·LJLJƒλŎl·ōfŜ

[Ŝ∃l·f l·yŘ t2ƒλŎè	
[Ŝ∃λăfl·ûλ2y˜	*Planning and Development Act 2005* {ŜŎûλ2y˜трól·úóōú ς !˜ŜyŘλy∃ ăŎKŜ˜Ŝ tℕ2ØλŘŜă fŜ∃λăfl·ûλØŜ LJ2øŜℕ ûƨ ûKŜ /2dzyŎλf ûƨ λyλûλl·ûŜ ŎKl·y∃Ŝă ûƨ λûă LJfl·yŷλy∃ ăŎKŜ˜Ŝφ {ŜŎûλ2y˜умól·úóōú ς 9t ! ℕŜŦŜℕℕl·f wŜljdzλℕŜă f2Ŏl·f ∃2ØŜℕy˜Ŝyûă ûƨ ℕŜŦŜℕ LJfl·yŷλy∃ ăŎKŜ˜Ŝ l·˜ŜyŘ˜Ŝyûă ûƨ ûKŜ 9yØλℕ2y˜Ŝyûl·f tℕ2ûŜŎûλ2y˜ !dzûK2ℕλûè Ŧ2ℕ ℕŜØλŜø ōŜŦ2ℕŜ Ŏ2˜˜ŜyŎλy∃ Ŏ2yãdzfûl·ûλ2yφ {ŜŎûλ2y˜уп π !ŘØŜℕûλăλy∃ wŜljdzλℕŜă f2Ŏl·f ∃2ØŜℕy˜Ŝyûă ûƨ l·ŘØŜℕûλăŜ ûKŜ LJfl·yŷλy∃ ăŎKŜ˜Ŝ l·˜ŜyŘ˜Ŝyû Ŧ2ℕ Ŏ2yãdzfûl·ûλ2yφ *Planning and Development (Local Planning Schemes) Regulations 2015* wŜ∃dzfl·ûλ2y˜пт ς !ŘØŜℕûλăŜ˜Ŝyû 2Ŧ ăûl·yŘl·ℕŘ l·˜ŜyŘ˜Ŝyû {Ŝûă 2dzû ûKŜ ˜λyλ˜dz˜ ℕŜljdzλℕŜ˜Ŝyûă Ŧ2ℕ K2ø l· LJfl·yŷλy∃ ăŎKŜ˜Ŝ l·˜ŜyŘ˜Ŝyû ăK2dzfŘ ōŜ l·ŘØŜℕûλăŜŘ Ŧ2ℕ Ŏ2yãdzfûl·ûλ2yφ wŜ∃dzfl·ûλ2y˜рл ς /2yãλŘŜℕl·ûλ2y˜2Ŧ ădzōY˜λăăλ2yã 2y˜ăûl·yŘl·ℕŘ l·˜ŜyŘ˜Ŝyûă {Ŝûă 2dzû ℕŜljdzλℕŜ˜Ŝyûă Ŧ2ℕ Ŏ2yãλŘŜℕλy∃ Ŏ2yãdzfûl·ûλ2y˜ 2dzûŎ2˜Ŝă l·yŘ /2dzyŎλfΩă ŘŜŎλăλ2y˜2LJûλ2yã 2y˜ûKŜ LJfl·yŷλy∃ ăŎKŜ˜Ŝ l·˜ŜyŘ˜Ŝyûφ wŜ∃dzfl·ûλ2y˜po ς Ly˜Ŧ2ℕY˜l·ûλ2y˜2y˜ăûl·yŘl·ℕŘ l·˜ŜyŘ˜Ŝyû û2 ōŜ LJℕ2ØλŘŜŘ û2 ûKŜ /2Y˜˜λăăλ2y˜ {Ŝûă ûKŜ ℕŜljdzλℕŜ˜Ŝyûă Ŧ2ℕ l· ăŎKŜŘdzfŜ 2Ŧ ădzōY˜λăăλ2yãΣ Ŏ2yãλŘŜℕl·ûλ2y˜ 2Ŧ Ŝl·ŎK ădzōY˜λăăλ2yΣ l·yŘ l·yè LJℕ2LJ2ăŜŘ Y˜2ŘλŦλŎl·ûλ2yã l·yŘ ℕŜl·ă2yλy∃φ /λûè tfl·yŷλy∃ {ŎKŜ˜Ŝ b2φ н {ŎKŜ˜Ŝ ¢ŜÈû ς tl·ℕû p ς aλăŎŜftfl·yŜ2dză /fl·dzăŜ oφ ℕŜŦŜℕă û2 {LJŜŎλl·f /2yûℕ2f !ℕŜl·ă {ŎKŜŘdzfŜă π {ŎKŜŘdzfŜ ! ς {dzLJLJfŜ˜Ŝyûl·f tℕ2Øλăλ2yã /fl·dzăŜ o!Y tℕŜŎλyŎû tfl·yã l·yŘ hûKŜℕ {ŎKŜ˜Ŝ 52ŎdzY˜Ŝyûă ℕŜŦŜℕă û2 l·˜ŜyŘλy∃ tℕŜŎλyŎû tfl·yãφ
[Ŝ∃l·f l·ŘØλŎŜY	b2û l·LJLJƒλŎl·ōfŜ
t2ƒλŎè	tŜℕûK tl·ℕ]λy∃ t2ƒλŎè нлмп ¢Kλă LJ2ƒλŎè ăŜûă 2dzû ûKŜ l·LJLJℕ2l·ŎK ōè ûKŜ {ûl·ûŜ ∃2ØŜℕy˜Ŝyû Ŧ2ff2øλy∃ Ŏ2yãdzfûl·ûλ2y˜ øλûK ûKŜ /λûè l·yŘ 2ûKŜℕ ℕŜăLJ2yãλōfŜ LJfl·yŷλy∃ l·dzûK2ℕλûλŜăΣ ûƨ ûKŜ ŘŜØŜf2LJ˜Ŝyû l·yŘ Y˜l·yl·∃Ŝ˜Ŝyû 2Ŧ LJl·ℕ]λy∃ Ŧl·ŎλƒλûλŜă l·yŘ LJℕ2Øλăλ2y˜ 2Ŧ y2yπℕŜăλŘŜyûλl·f LJl·ℕ]λy∃ ōl·ëă ûKl·û Ŧl·ff øλûKλy˜ ûKŜ tŜℕûK tl·ℕ]λy∃ al·yl·∃Ŝ˜Ŝyû !ℕŜl·φ ¢Kλă LJ2ƒλŎè KŜƒLJă øλûK ûKŜ λY˜LJfŜ˜Ŝyûl·ûλ2y˜ 2Ŧ ûKŜ *Perth Parking Management Act 1999* øKλŎK ƒλŎŜyãŜă l·yŘ l·LJLJƒλŜă l·y˜ l·yŷdzl·f fŜØè ûƨ l·ff y2yπℕŜăλŘŜyûλl·f LJl·ℕ]λy∃ ōl·ëă øλûKλy˜ûKŜ tŜℕûK tl·ℕ]λy∃ al·yl·∃Ŝ˜Ŝyû !ℕŜl·φ

CƛyI·yŎƛI·f LYLJfƛŎI·ǘƛƧyã

¢KŜꞮŜ I·ꞮŜ yƧ ŘƛꞮŜŎǘ ŦƛyI·yŎƛI·f ƛYLJfƛŎI·ǘƛƧyã ꞮŜfI·ǘƛyƎ ǘƧ ǘKŜ ꞮŜŎƧYYŜyŘI·ǘƛƧy ǿƛǘKƛy ǘKƛă ꞮŜLJƧꞮǘφ

wŜfŜØI·yǘ 5ƧŎdzYŜyǘă

bƧǘ I·LJLJfƛŎI·ōfŜφ

CdzꞮǘKŜꞮ ƛyŦƧꞮYI·ǘƛƧy

bƧǘ !LJLJfƛŎI·ōfŜφ

Location Plan

11 (LOT 100) AND 27 (LOT 700) NEWCASTLE STREET, PERTH

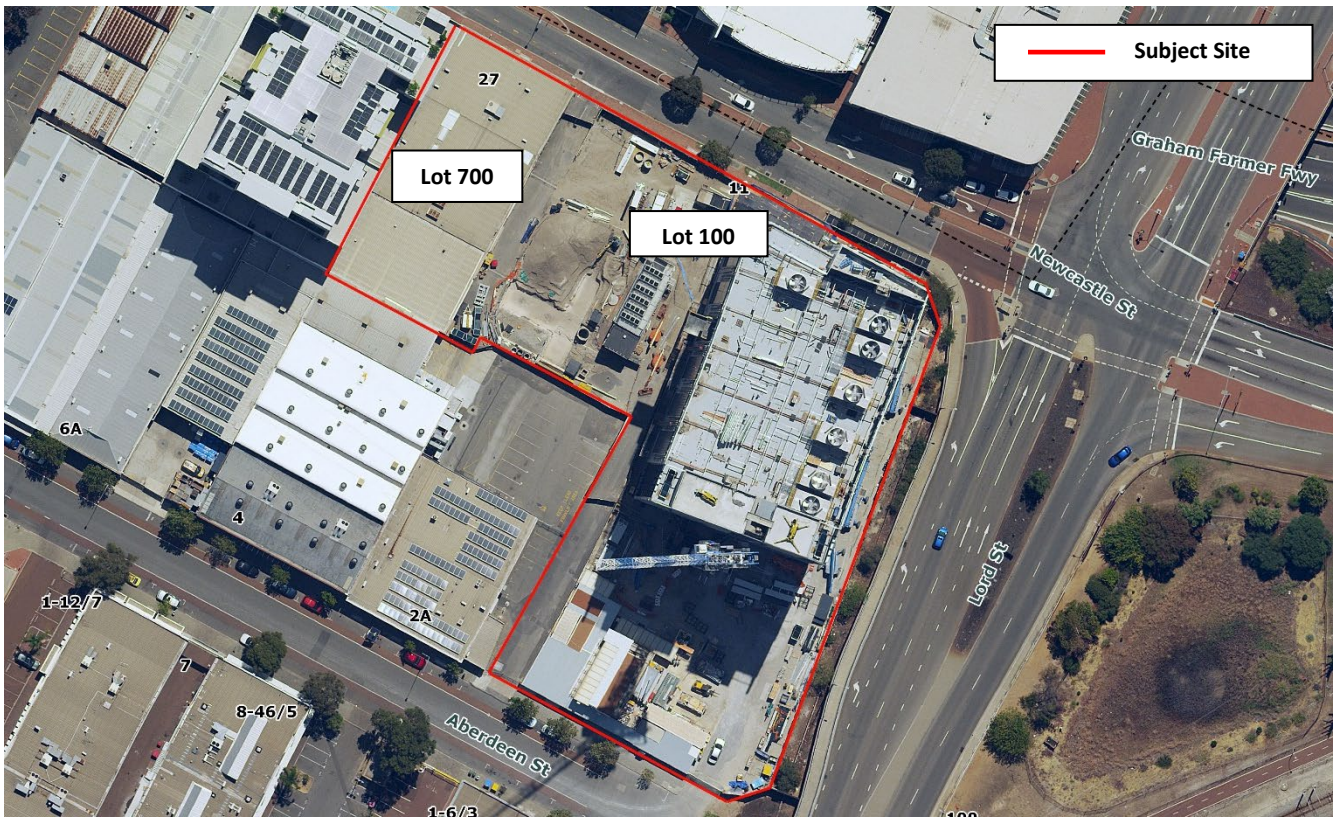

!¢¢!/I a9b¢ ММ¢М.

City of Perth

City Planning Scheme

No. 2

Amendment No. 45

Proposed Special Control Area over the land situated at 11 (Lot 100) and 27 (Lot 700) Newcastle Street, Perth

CITY *of* PERTH

FORM 2A

RESOLUTION TO PREPARE AMENDMENT TO LOCAL PLANNING SCHEME

CITY OF PERTH

CITY PLANNING SCHEME NO. 2

AMENDMENT NO. 45

RESOLVED that the Local Government pursuant to section 75 of the *Planning and Development Act 2005,* amend the above Local Planning Scheme by:

1. Inserting a new Special Control Area under clause 39(1) as follows:

   (ff) 11 and 27 Newcastle Street Special Control Area.

2. Inserting the following in Schedule 8 Special Control Areas:

32.0 11 and 27 Newcastle Street Special Control Area

32.1 Special Control Area

The following provisions apply to the land marked as Figure 32 being 11 and 27 Newcastle Street Special Control Area.

32.2 Objective

To facilitate the development of the Special Control Area as a whole in a co-ordinated manner.

32.3 Plot Ratio

a) The maximum plot ratio for the Special Control Area shall be determined in accordance with the Plot Ratio Plan. The plot ratio floor area may be distributed across the Special Control Area as if it is one lot.

b) The maximum bonus plot ratio for the Special Control Area shall be determined as per the Plot Ratio Plan and the Maximum Bonus Plot Ratio Plan. The plot ratio floor area may be distributed across the Special Control Area as if it is one lot.

32.4 Car Parking

a) For the purpose of determining the tenant car parking allowance for the Special Control Area under the provisions of the Perth Parking Policy, the Special Control Area shall be treated as one lot.

b) The tenant car parking facilities located on one site/lot within the Special Control Area may be leased or used by the tenants of another site/lot within the Special Control Area.

3. Inserting Figure 32 – 11 and 27 Newcastle Street Special Control Area into Schedule 8 – Special Control Areas of the Scheme.

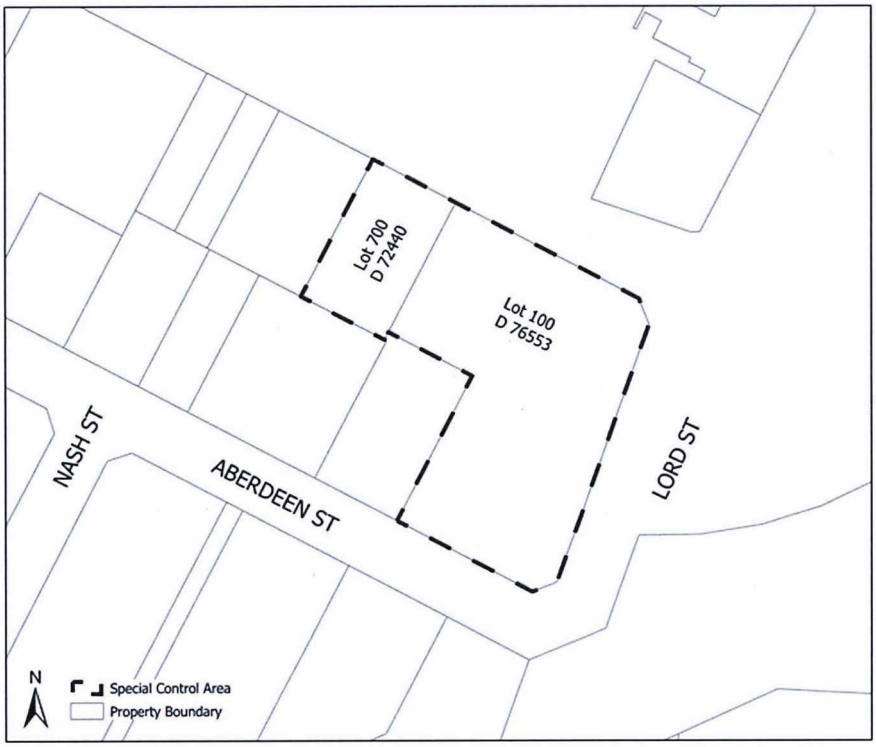

Figure 32: 11 and 27 Newcastle Street Special Control Area

4. Amending the City Centre (CC) Precinct Plan Map (P1-8) accordingly.

The amendment is standard under the provisions of the Planning and Development (Local Planning Schemes) Regulations 2015 for the following reasons:

- The amendment would have minimal impact on land in the scheme area that is not the subject of the amendment; and

- The amendment does not result in any significant environmental, social, economic or governance impacts on land in the scheme area.

Dated this 28th day of July 2020

Chief Executive Officer

SCHEME AMENDMENT REPORT

1.0 INTRODUCTION

The purpose of this amendment to City Planning Scheme No. 2 (CPS2) is to introduce a Special Control Area (SCA) over the land situated at 11 (Lot 100) and 27 (Lot 700) Newcastle Street, Perth (the subject site).

The proposed SCA will allow the subject site to be treated as one site for the purposes of calculating plot ratio and commercial tenant car parking.

2.0 BACKGROUND

2.1 LOCATION

The subject site is located on Newcastle Street, Perth, as shown on the location plan included as Figure 1. A summary of the lot characteristics is provided in the following table.

Table 1: SCA Lot Characteristics

Lot	Address	Volume/Folio	Deposit Plan	Area	Landowner
Lot 100	11 Newcastle Street, Perth (formerly 105 Lord Street, Perth)	2955/887	D76553	6,368m^2	NEXTDC Limited
Lot 700	27 Newcastle Street, Perth	2974/838	D72440	1,528m^2	NEXTDC Limited

Figure 1: SCA Location Plan

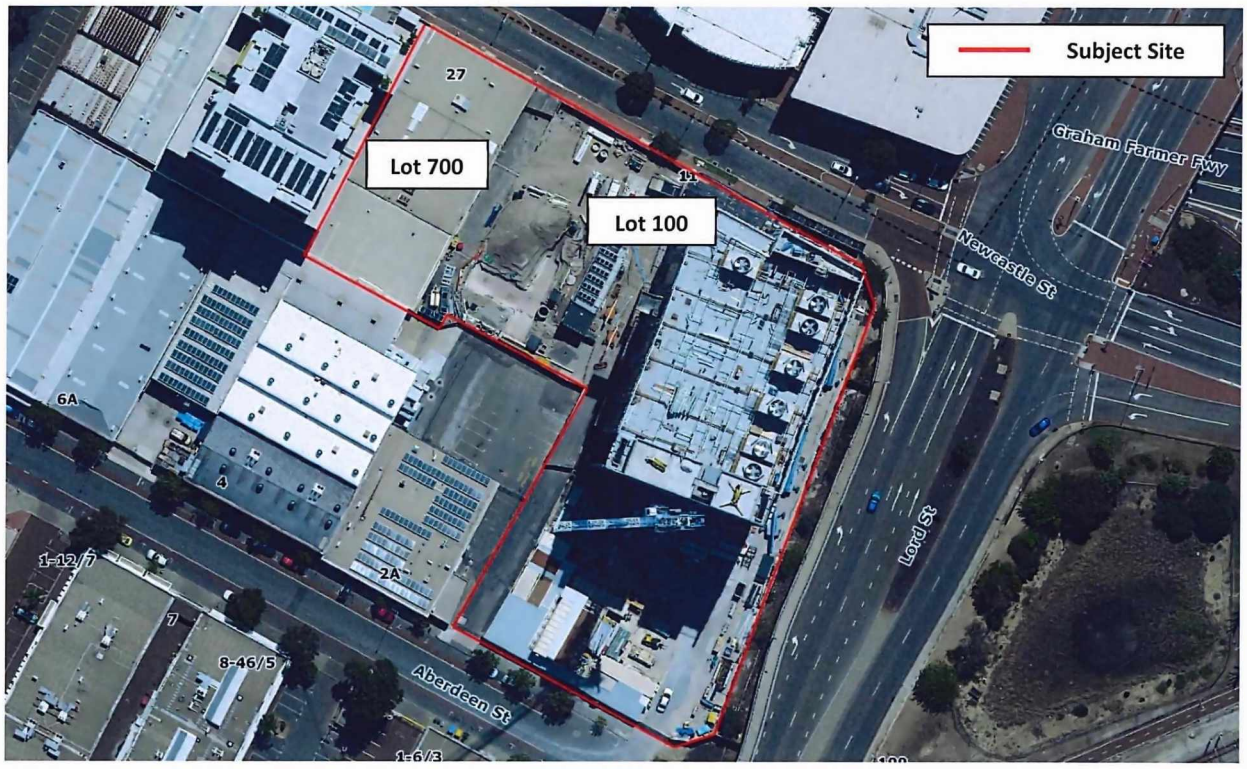

2.2 SITE CONTEXT AND CHARACTERISTICS

The subject site has frontage to Newcastle Street and Aberdeen Street as well as Lord Street (however the Lord Street carriageway is elevated above the site and direct vehicular access to and from the site to Lord Street is not possible). The broader area is characterised by a mix of commercial, light industrial and residential uses. The site is visually prominent from the eastern approach to the CBD from the Graham Farmer Freeway.

11 (Lot 100) is the location of NEXTDC's P2 complex, with five development approvals granted by the City to date. Currently, a communications pod is operational on site, and nine storey data centre building is under construction and nearing its expected completion in mid-2020.

27 (Lot 700) is located to the west and is currently occupied by a vacant building and accessway that was previously occupied by a hobby store. This lot was purchased by NEXTDC in 2019.

3.0 PLANNING FRAMEWORK

3.1 State and Regional Planning Context

3.1.1 Metropolitan Region Scheme

The subject site is zoned 'Central City' under the Metropolitan Region Scheme (MRS) which allows for a broad range of urban land uses at a high density.

3.1.2 Perth Parking Policy 2014

Under the *Perth Parking Management Act 1999* the site is subject to the Perth Parking Policy 2014 (PPP). The PPP establishes the maximum number of non-residential tenant car bays that can be permitted on a single lot. The PPP also restricts the sharing of commercial tenant bays across different lots.

3.2 Local Planning Strategy

The City has prepared a draft City Planning Strategy (Strategy). The Strategy has undergone preliminary community consultation, and modifications are now being finalised prior to it being presented to the Council and the Western Australian Planning Commission for approval of formal community consultation.

Under the Strategy, the subject site is identified within one of the growth areas within the Northbridge neighbourhood which are intended to a accommodate a higher intensity of mixed-use developments with an emphasis on residential growth.

The provision of data centre infrastructure in the City may deliver local economic benefits in terms of employment and businesses opportunities as well as highlighting Perth's potential to contribute to the global digital economy.

3.3 Local Planning Scheme and Policies

3.3.1 City Planning Scheme No. 2

The subject site is located within the City Centre scheme use area under CPS2 as shown in Figure 2.

Figure 2: CPS 2 Scheme Map Extract

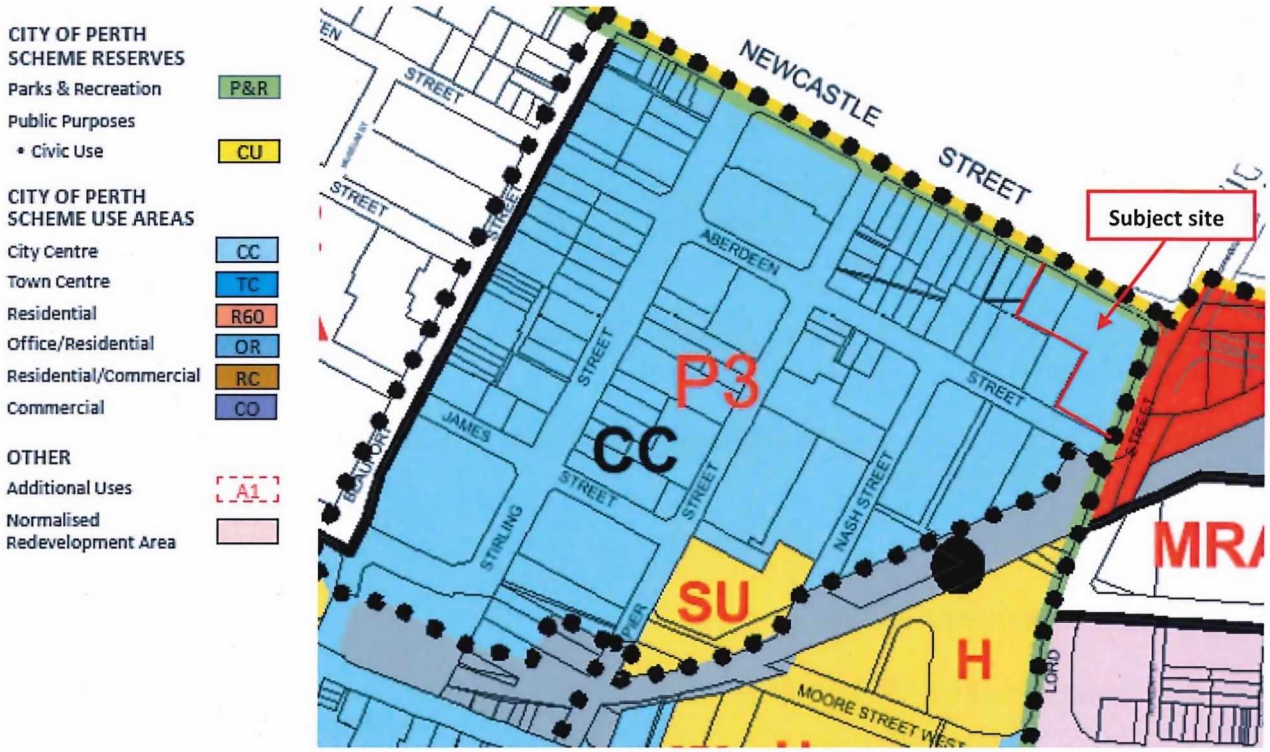

Under CPS2, the following provisions apply to the subject site:

- Maximum building height 40 metres along the northern portion of the site fronting Newcastle Street and no prescribed height on the southern portion of the site fronting Aberdeen Street.
- Street building height of 21 metres fronting Newcastle and Lord Streets and 14 metres fronting Aberdeen Street.
- Maximum plot ratio of 4.0 : 1.0 for 11 Newcastle Street.
- Maximum plot ratio 3.0 : 1.0 for 27 Newcastle Street.

The use group table of CPS2 lists the following preferred, contemplated and prohibited uses within the Stirling Precinct (P3) as they apply to the subject site:

- Preferred uses: Business Services; Home Occupation; Office; Special Residential; and
- Contemplated uses: Civic; Community and Cultural; Dining; Education 1 and 2; Healthcare 1 and 2; Industry – Light, Service and Cottage; Mixed Commercial; Recreation and Leisure; Residential; Retail Central, General and Local; Storage; and
- Prohibited uses: Residential (street frontage at pedestrian level) and Special Residential (street frontage at pedestrian level).

3.3.2 Stirling Precinct (P3)

The Stirling Precinct Plan (P3) outlines the City's vision for the area and provides guidance on future land uses and built form outcomes with a focus on office, mixed commercial and residential development. Some of the key Precinct Plan intentions for the area are provided below:

" The Stirling Precinct will develop as an office, mixed commercial and residential area taking advantage of good access to public transport and close proximity to retail and entertainment areas."

"East of Stirling Street new commercial and service industrial uses are appropriate provided they are developed in a manner that is compatible with nearby office and residential uses."

"Development will have a nil street setback and be of a low scale along the street frontage with any additional building height being setback from all lot boundaries. The overall height of buildings will decrease towards Newcastle Street to reflect the existing scale of development on the northern side of Newcastle Street."

"New development will incorporate attractive facades, with open areas such as car parks and servicing areas located behind buildings."

"A continuous, safe, attractive and clearly identified network of pedestrian paths, public spaces and facilities will be provided throughout the Precinct."

4.0 PROPOSAL

4.1 Overview of Scheme Amendment

The proposed scheme amendment will introduce a SCA over the subject site. The purpose of the SCA is to facilitate the development of the SCA as a whole, in a co-ordinated manner. The SCA will introduce the provisions to allow the SCA to be treated as one site (as opposed to two lots) when distributing plot ratio and non-residential tenant car parking.

4.2 Scheme Amendment Classification

The Planning and Development (Local Planning Schemes) Regulations 2015 include three categories for amending Local Planning Schemes - basic, standard and complex. The proposed amendment will have minimal impact on the locality outside of the proposed SCA and will not result in any significant environmental, social, economic or governance impacts. Given this, the amendment is considered to be a standard amendment.

4.3 Planning Justification

SCAs provide a mechanism to prescribe development standards for specific sites or areas within the Scheme area to enable a co-ordinated development approach.

The proposed SCA will enable the land to be treated as one site for the purposes of distribution of plot ratio and commercial tenant car parking.

The SCA will not change the overall quantum of plot ratio available on the site but will allow a variation of its distribution. The maximum plot ratio floor area for the two lots within the SCA will be individually calculated based on the maximum plot ratios indicated on the Plot Ratio Plan as currently required under CPS2, and added

together to determine the total maximum plot ratio floorspace for the SCA. The SCA would then allow the total maximum plot ratio floor area to be distributed across the SCA in a manner proposed by the applicant through a development application. This would be subject to the CPS2 built form objectives also being met, but effectively it will mean that more plot ratio could be located to the west than is currently permitted under CPS2.

This is considered acceptable as the same building height and setback requirements apply under CPS2 to both lots along Newcastle Street and the redistribution will not necessitate a variation of these. Assessment of the specific built form proposed on the site is a matter that would be assessed as part of the development application process.

The SCA will also not change the overall quantum of commercial tenant car parking available on the site but will allow more car parking bays to be distributed to the west than is currently envisaged under the PPP. This is unlikely to have a notable impact on traffic movement in the locality.

5.0 CONCLUSION

The proposed scheme amendment is generally consistent with the statutory planning framework provided by CPS2 and will facilitate development of the site in a co-ordinated manner. Given this, the proposed scheme amendment is considered suitable for initiation.

PLANNING & DEVELOPMENT ACT 2005

RESOLUTION TO AMEND LOCAL PLANNING SCHEME

CITY OF PERTH

CITY PLANNING SCHEME NO. 2

AMENDMENT NO. 45

RESOLVED that the Local Government pursuant to section 75 of the *Planning and Development Act 2005,* amend the above Local Planning Scheme by:

1. Inserting a new Special Control Area under clause 39(1) as follows:

   (ff) 11 and 27 Newcastle Street Special Control Area.

2. Inserting the following in Schedule 8 Special Control Areas:

32.0 11 and 27 Newcastle Street Special Control Area

32.1 Special Control Area

The following provisions apply to the land marked as Figure 32 being the 11 and 27 Newcastle Street Special Control Area.

32.2 Objective

To facilitate the development of the Special Control Area as a whole in a co-ordinated manner.

32.3 Plot Ratio

a) The maximum plot ratio for the Special Control Area shall be determined in accordance with the Plot Ratio Plan. The plot ratio floor area may be distributed across the Special Control Area as if it is one lot.

b) The maximum bonus plot ratio for the Special Control Area shall be determined as per the Plot Ratio Plan and the Maximum Bonus Plot Ratio Plan. The plot ratio floor area may be distributed across the Special Control Area as if it is one lot.

32.4 Car Parking

a) For the purpose of determining the tenant car parking allowance for the Special Control Area under the provisions of the Perth Parking Policy, the Special Control Area shall be treated as one lot.

b) The tenant car parking facilities located on one site/lot within the Special Control Area may be leased or used by the tenants of another site/lot within the Special Control Area.

3. Inserting Figure 32 – 11 and 27 Newcastle Street Special Control Area into Schedule 8 – Special Control Areas of the Scheme.

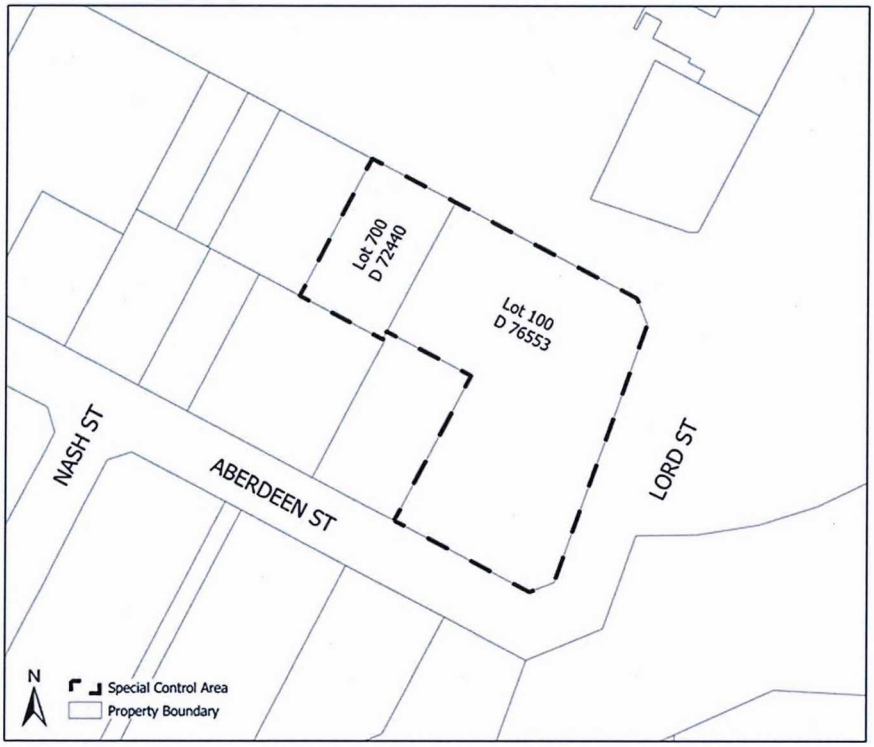

Figure 32: 11 and 27 Newcastle Street Special Control Area

4. Amending the City Centre (CC) Precinct Plan Map (P1-8) accordingly.

The amendment is standard under the provisions of the Planning and Development (Local Planning Schemes) Regulations 2015 for the following reasons:

- The amendment would have minimal impact on land in the scheme area that is not the subject of the amendment; and

- The amendment does not result in any significant environmental, social, economic or governance impacts on land in the scheme area.

FORM 6A

COUNCIL ADOPTION

This Standard Amendment was adopted by resolution of the Council of the City of Perth at the Ordinary Meeting of the Council held on the 28th day of July 2020.

.....

CHAIR COMMISSIONER

.....

CHIEF EXECUTIVE OFFICER

COUNCIL RESOLUTION TO ADVERTISE

by resolution of the Council of the City of Perth at the Ordinary Council Meeting of the Council held on the 28th day of July 2020, proceed to advertise this Amendment.

.....

CHAIR COMMISSIONER

.....

CHIEF EXECUTIVE OFFICER

COUNCIL RECOMMENDATION

This Amendment is recommended for support by resolution of the City of Perth at the Ordinary Council Meeting of the Council held on the ___ day of_____, 20___and the Common Seal of the City of Perth was hereunto affixed by the authority of a resolution of the Council in the presence of:

.....

CHAIR COMMISSIONER

.....

CHIEF EXECUTIVE OFFICER

FORM 6A CONTINUED

WAPC ENDORSEMENT (r.63)

.....

DELEGATED UNDER S.16 OF
THE P&D ACT 2005

DATE.....

APPROVAL GRANTED

.....

MINISTER FOR PLANNING

DATE.....

SCHEDULE 1 - EXISTING CITY CENTRE PRECINCTS PLAN (P1-8)

City Planning Scheme No.2

CITY CENTRE - Precincts 1-8

CITY CENTRE:

Will continue to develop as the focus of business, retail, civic, cultural and entertainment activities in Western Australia

PRECINCTS:

The City Centre contains the following Precincts

- P1 - Northbridge
- P2 - Cultural Centre
- P3 - Stirling
- P4 - Victoria
- P5 - Citiplace
- P6 - St Georges
- P7 - Civic
- P8 - Foreshore

PARLIAMENT HOUSE AND SURROUNDS:

A Clause 32 area which maintains the visual prominence of Parliament House and the aesthetic quality of development in the area.

MINOR TOWN / LOCAL PLANNING SCHEMES (TPS / LPS):

The additional Schemes which apply in the city centre are:

- TPS 11 - Wesley Trust and WA Travel Centre
- TPS 13 - State Government Insurance Office
- TPS 16 - David Jones Site (now Central Park)
- TPS 21 - FAI Site
- TPS 23 - Paragon
- LPS 26 - Normalised Redevelopment Areas

SPECIAL CONTROL AREAS

Special control areas apply in the city centre for these areas:

- 2 - CTA Building
- 5 - 240 St Georges Tce & 899-915 Hay St
- 6 - 141 & 125-137 St Georges Tce & 18 Mounts Bay Road
- 8 - 126-144 Stirling Street
- 11 - 225-239 St Georges Tce (Bishops See)
- 12 - 298-316 Murray Street
- 15 - 92-120 Roe Street
- 17 - St Martins
- 18 - 30 Beaufort Street
- 19 - 2-6 (Lot 40) Parker Street
- 21 - Melbourne Hotel
- 22 - 396, 370-372 and 378-392 Murray Street
- 23 - 251 267 (Lots 10, 11 & 412) St Georges Terrace
- 24 - 480 (Lots 23 and 350) Hay Street & 15-17 (Lot 500) Murray Street
- 25 - 560 Hay Street and 101 Murray Street
- 26 - 553 and 565-579A Hay Street, 38A St Georges Terrace and 28 Barrack Street

PLANNING POLICIES:

Planning and design guidelines apply in the city centre for these areas:

- James, William, Roe and Lake Street
- King Street
- Goderich
- William Street Station Precinct

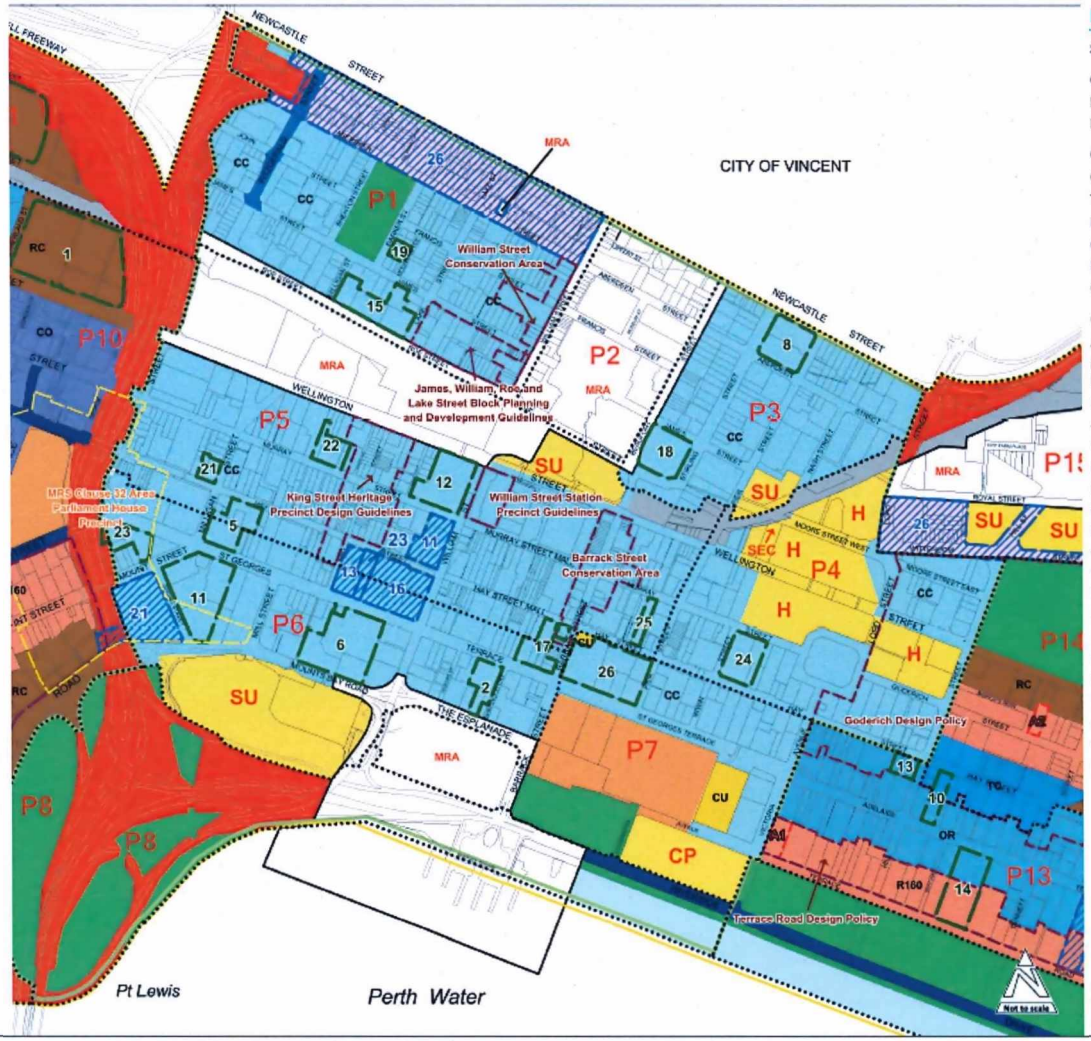

LEGEND

- Scheme Area Boundary

CITY OF PERTH SCHEME RESERVES

- Parks & Recreation — P&R
- Public Purposes - Civic Use — CU

CITY OF PERTH SCHEME USE AREAS

- City Centre — CC
- Town Centre — TC
- Residential — R60
- Office/Residential — OR
- Residential/Commercial — RC
- Commercial — CO

OTHER

- Additional Uses — A1
- Normalised Redevelopment Area
- Metropolitan Redevelopment Authority Area — MRA
- City Centre Boundary
- MRS Clause 32 Area
- Minor Town / Local Planning Schemes and Number — 12
- Special Control Areas and Number — 2
- Other Planning Control Areas
- Precinct Boundary
- Precinct Number — P7

METROPOLITAN REGION SCHEME RESERVES

- Parks & Recreation
- Railways
- Civic & Cultural
- Waterways
- Public Purposes
  - Hospital — H
  - Car Park — CP
  - University — U
  - SECWA — SEC
  - Special Uses — SU

ROADS

- Primary Regional Roads
- Other Regional Roads

NOTE: The Department of Planning should be consulted for full information on the actual land requirements for all Metropolitan Region Scheme Reserves

City of Perth | City Planning Scheme No.2
City Centre P1 to P8

Amended - October 2018

SCHEDULE 2 - PROPOSED CITY CENTRE PRECINCTS PLAN (P1-8)\

City Planning Scheme No.2

CITY CENTRE - Precincts 1-8

CITY CENTRE:

Will continue to develop as the focus of business, retail, civic, cultural and entertainment activities in Western Australia

PRECINCTS:

The City Centre contains the following Precincts

- P1 - Northbridge
- P2 - Cultural Centre
- P3 - Stirling
- P4 - Victoria
- P5 - Citiplace
- P6 - St Georges
- P7 - Civic
- P8 - Foreshore

PARLIAMENT HOUSE AND SURROUNDS:

A Clause 32 area which maintains the visual prominence of Parliament House and the aesthetic quality of development in the area.

MINOR TOWN / LOCAL PLANNING SCHEMES (TPS / LPS):

The additional Schemes which apply in the city centre are:

- TPS 11 - Wesley Trust and WA Travel Centre
- TPS 13 - State Government Insurance Office
- TPS 16 - David Jones Site (now Central Park)
- TPS 21 - FAI Site
- TPS 23 - Paragon
- LPS 26 - Normalised Redevelopment Areas

SPECIAL CONTROL AREAS

Special control areas apply in the city centre for these areas:

- 2 - CTA Building
- 5 - 240 St Georges Tce & 899-915 Hay St
- 6 - 141 & 125-137 St Georges Tce & 18 Mounts Bay Road
- 8 - 126-144 Stirling Street
- 11 - 225-239 St Georges Tce (Bishops See)
- 12 - 298-316 Murray Street
- 15 - 92-120 Roe Street
- 17 - St Martins
- 18 - 30 Beaufort Street
- 19 - 2-6 (Lot 40) Parker Street
- 21 - Melbourne Hotel
- 22 - 396, 370-372 and 378-392 Murray Street
- 23 - 251 267 (Lots 10, 11 & 412) St Georges Terrace
- 24 - 480 (Lots 23 and 350) Hay Street & 15-17 (Lot 500) Murray Street
- 25 - 560 Hay Street and 101 Murray Street
- 26 - 553 and 565-579A Hay Street, 38A St Georges Terrace and 28 Barrack Street
- 32 - 11(Lot 100) and 27(Lot 700) Newcastle Street, Perth.

PLANNING POLICIES:

Planning and design guidelines apply in the city centre for these areas:

- James, William, Roe and Lake Street
- King Street
- Goderich
- William Street Station Precinct

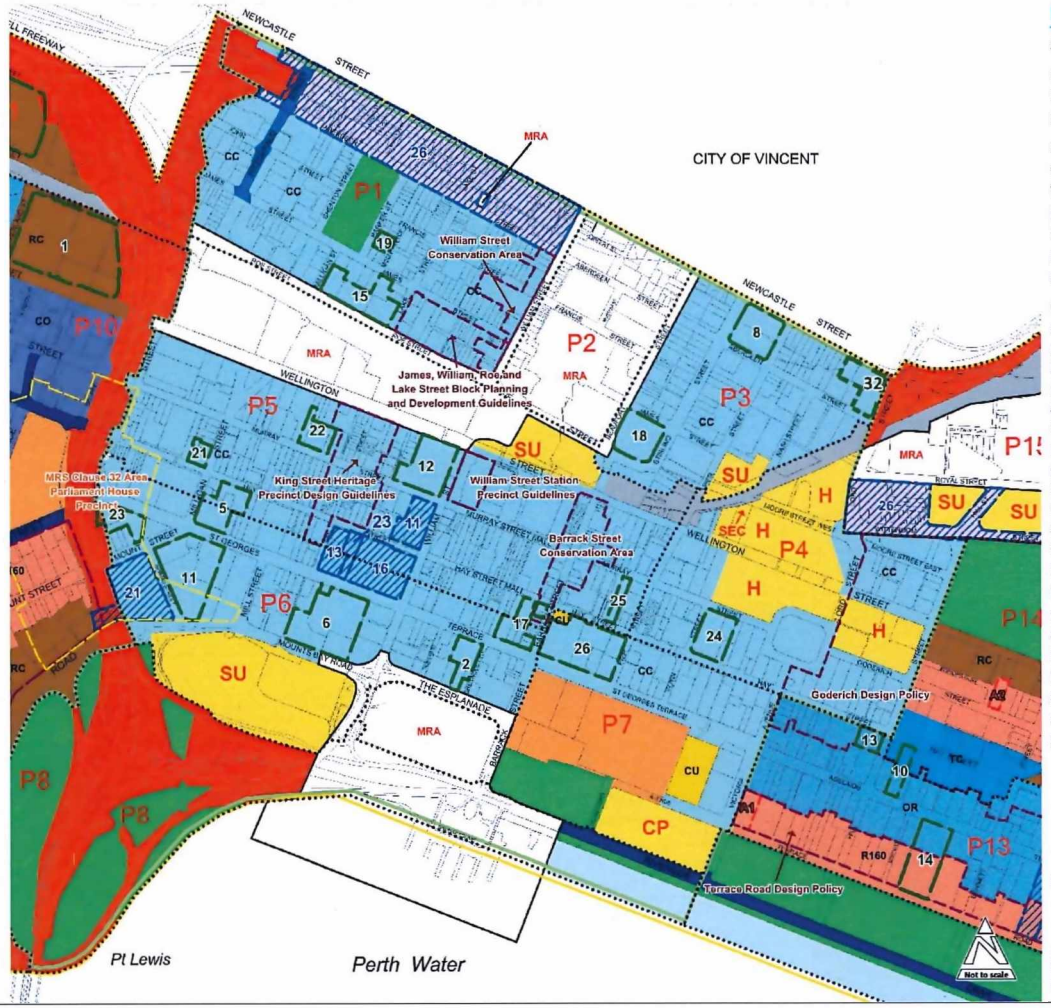

LEGEND

Scheme Area Boundary

CITY OF PERTH SCHEME RESERVES

- Parks & Recreation — P&R
- Public Purposes - Civic Use — CU

CITY OF PERTH SCHEME USE AREAS

- City Centre — CC
- Town Centre — TC
- Residential — R60
- Office/Residential — OR
- Residential/Commercial — RC
- Commercial — CO

OTHER

- Additional Uses — AU
- Normalised Redevelopment Area
- Metropolitan Redevelopment Authority Area — MRA
- City Centre Boundary
- MRS Clause 32 Area
- Minor Town / Local Planning Schemes and Number — 17
- Special Control Areas and Number — 2
- Other Planning Control Areas
- Precinct Boundary
- Precinct Number — P7

METROPOLITAN REGION SCHEME RESERVES

- Parks & Recreation
- Railways
- Civic & Cultural
- Waterways
- Public Purposes
  - Hospital — H
  - Car Park — CP
  - University — U
  - SECWA — SEC
  - Special Uses — SU

ROADS

- Primary Regional Roads
- Other Regional Roads

NOTE: The Department of Planning should be consulted for full information on the actual land requirements for all Metropolitan Region Scheme Reserves

Summary of Submissions – City Planning Scheme No. 2 Amendment No. 45

Summary of Submissions (5 in total)				
Date Received		**Submitter**	**Comment**	**City's Response/Action**
1.	18 November 2020	Commercial Property Owner	Proposal is fully supported. a) In favour of any development that lifts area's profile and helps address anti-social behaviour.	Noted.
2.	19 November 2020	Name supplied. Nature of interest not declared.	Concerns that proposed Special Control Area (SCA): a) Will become a car park; b) Future development will be lit up with bright, red lights at night.	Noted. a) Advised that the proposed SCA will introduce provisions to allow the calculation and distribution of non-residential tenant car parking across the SCA. b) The provisions of the State Government's Perth Parking Policy 2014 sets limits on the number of non-residential car park bays on a single site. In terms of the proposed SCA, this will mean that more car parking bays may be provided to the west (within the SCA). c) Any future development with the proposed SCA will be determined by the provisions of City Planning Scheme No. 2 and the requirements of the Perth Parking Policy.
3.	20 November 2020	Main Roads WA	No comments in relation to the proposed Scheme Amendment.	Noted.
4.	24 November 2020	Water Corporation	No objections to the proposed Scheme Amendment. a) Requests City advises future proponents to liaise with Water	Noted.

Summary of Submissions (5 in total)				
Date Received		**Submitter**	**Comment**	**City's Response/Action**
			Corporation prior to submitting development or building applications over the subject site.	
5.	21 December 2020	Department of Transport	a) Recognises that the proposed Special Control Area (SCA) will not change the total maximum number of car parking bays permitted across the two constituent lots (11 and 27 Newcastle Street) under the Perth Parking Policy. As such the Department of Transport does not oppose the Scheme Amendment. b) Concerned that the SCA will allow a large number of tenant car bays to be built on Lot 700 (27) Newcastle Street which is leftover tenant parking allowance from Lot 100 (11) Newcastle Street under the Development Approval granted in 2018. c) The Amendment report gives little justification for treating the proposed SCA as one lot for parking purposes, particularly for the purpose of determining the tenant parking allowance under the PPP	a) Noted. Currently under the Perth Parking Policy the parking allowance could cumulatively total 197 bays across the subject site based on integrated access and a category 4 street (lowest priority street). b) Any future development application within the proposed SCA will be subject to the provisions of the Perth Parking Policy to determine the tenant car parking allowance. c) The SCA will facilitate a key objective of the Perth Parking Policy which is to ensure the continued economic and social vitality of central Perth. The City believes this can be achieved in this instance without undermining the need to also reduce impacts of vehicular traffic on urban form and amenity within central Perth. SCAs provide a planning mechanism to prescribe development standards for specific sites or areas within the Scheme area to enable a co-ordinated development approach. The SCA will not change the overall quantum (allowable number) of tenant car parking on the subject site, however it will allow more car parking bays to be distributed to the west than is currently envisaged under the PPP. (Note this could also occur should the two lots be amalgamated.) It is considered that this is unlikely to have a notable impact on traffic movement in the locality

Summary of Submissions (5 in total)				
Date Received		**Submitter**	**Comment**	**City's Response/Action**
			(beyond the general objective of facilitation coordinated development of the proposed SCA). d) Concerns that the SCA will facilitate the provision of the maximum allowable number of tenant car bays on the site, especially if Lot 100 (100) Newcastle Street was to be on-sold for an unrelated office development. e) Requests that the City considers the potential ramifications of the proposed SCA on the provision of tenant parking and in any future, similar Amendment reports and considers ways to address the concerns raised (for example applying a parking cap to the added lot).	d) Any future development application within the proposed SCA will be subject to the provisions of the Perth Parking Policy: • to determine the tenant car parking allowance; and • to ensure that the location and design of the off street parking facilities complement their surrounds and have minimal negative impact on the amenity of the surrounding area. e) Noted. Any future development application for the site will be assessed as outlined in points above. Additionally, any future development application proposing an increase in tenant parking bays, alternative access points or in the City's opinion likely to significantly impact on traffic generation/movement and parking in the locality would be required to submit a traffic or parking impact statement to determine the impact on the surrounding road network. As such, it is considered that the need for a parking cap is not appropriate in this instance. It is also noted that Main Roads have no comments to make on the proposed Scheme Amendment.

11.2 /ƛǘè ƨŦ tŜŃǘK ¦Ńōl·yCƨŃŜăǘ tfl·y ς LyŦƛff {ǘŃŜŜǘ ¢ŃŜŜ tfl·yǘƛyƎ tŃƨƎŃl·Y

wŜăLJƨyãƛōfŜ hŦŦƛŎŜŃ	Wl·èăƨy aƛŃl·Ǝfƛƨǘǘl·Σ DŜyŜŃl·f al·yl·ƎŜŃ tfl·yyƛyƎ l·yŘ 9ŎƨyƨYƛŎ 5ŜØŜfƨLJYŜyǘ
±ƨǘƛyƎ wŜljdzƛŃŜYŜyǘ	!ōăƨfdzǘŜ al·ƨƨŃƛǘè
!ǘǘl·ŎKYŜyǘă	!ǘǘl·ŎKYŜyǘ ммфн! ς al·LJ ăKƨǿƛyƎ ăǘŃŜŜǘă ŦƨŃ LJŃƨLJƨăŜŘ ǘŃŜŜ LJfl·yǘƛyƎ ƛy Ŧƛyl·yŎƛl·f èŜl·Ń нлнлкнм

tdzŃLJƨăŜ

¢ƨ ƛyŦƨŃY /ƨdzyŎƛf ƨŦ LJŃƨƎŃŜăă ƨy ǘKŜ /ƛǘè ƨŦ tŜŃǘK LyŦƛff {ǘŃŜŜǘ ¢ŃŜŜ tfl·yǘƛyƎ tŃƨƎŃl·Y ς tŃƛƨŃƛǘè hōƨŜŎǘƛØŜ пфм ƨŦ ǘKŜ /ƛǘè ƨŦ tŜŃǘK ¦Ńōl·yCƨŃŜăǘ tfl·y l·yŘ ăŜŜʅ l·LJLJŃƨØl·f ŦƨŃ ǘKŜ LJŃƨLJƨăl·f ǘƨ l·ffƨŎl·ǘŜ l·ŘŘƛǘƛƨyl·f Ŏl·LJƛǘl·f ŦdzyŘƛyƎ ǘKŃƨdzƎK ǘKŜ {ǘl·ǘdzǘƨŃè .dzŘƎŜǘ wŜØƛŜǿ Ŧƛyl·yŎƛl·f èŜl·Ń нлнлкнм ǘƨ l·ŎŎŜfŜŃl·ǘŜ ƛǘă ŘŜfƛØŜŃèф

¢Kƛă ƛǘŜY Kl·ă ōŜŜy YƨØŜŘ ŦŃƨY ǘKŜ Ŏl·yŎŜffŜŘ н CŜōŃdzl·Ńè нлнм {LJŜŎƛl·f /ƨdzyŎƛf aŜŜǘƛyƎ ƛyǘƨ ǘKƛă l·ƎŜyŘl·ф

wŜŎƨYYŜyŘl·ǘƛƨy

¢Kl·ǘ /ƨdzyŎƛf !ttwh±9{ ǘKŜ l·ffƨŎl·ǘƛƨy ƨŦ l·y l·ŘŘƛǘƛƨyl·f ÞптрΣлнл ǘƨ ǘKŜ нлнлкнм Ŏl·LJƛǘl·f ōdzŘƎŜǘ ǘƨ l·ŎŎŜfŜŃl·ǘŜ ǘKŜ LyŦƛff ¢ŃŜŜ tfl·yǘƛyƎ tŃƨƎŃl·Y ŦŃƨY !LJŃƛf ǘƨ ол WdzyŜ нлнмф

. l·Ŏ⌊∃ℕ2dzyŘ

мΦ !ű λűă ˜ŜŜűλy∃ KŜfŘ ny hŎű2ōŜℕ нлмпΣ űKŜ /2dzyŎλf ℕŜljdzŜăűŜŘ űKŜ ŘŜØŜf2LJ˜Ŝyű 2₮ l·y˜ ¦ℕōl·y˜C2ℕŜăű tfl·y˜ ű2 ∃dzλŘŜ űKŜ ŘŜØŜf2LJ˜Ŝyű 2₮ űKŜ /λűèΩă ∃ℕŜŜy˜λy₮ℕl·ăűℕdzŎűdzℕŜ l·yŘ ăŜű űl·ℕ∃Ŝűă ű2 λyŎℕŜl·ăŜ űℕŜŜ Ŏl·y2LJè Ŏ2ØŜℕ λy˜űKŜ LJdzōfλŎ ℕŜl·fY˜Φ

нΦ ¢KŜ /λűè 2₮ tŜℕűK ¦ℕōl·y˜C2ℕŜăű tfl·y˜ ø l·ă l·Ř2LJűŜŘ ōè űKŜ /2dzyŎλf l·ű λűă ˜ŜŜűλy∃ KŜfŘ нл {ŜLJűŜY˜ōŜℕ нлмс l·₮űŜℕ l· LJŜℕλ2Ř 2₮ ŜÈűŜyăλØŜ LJdzōfλŎ Ŏ2yădzfűl·űλ2yΦ ¢KŜ tfl·y˜Ŏ2ØŜℕă ăűℕŜŜŜű l·yŘ LJl·ℕ⌊fl·yŘ űℕŜŜă øλűK ₮dzűdzℕŜ ăűl·∃Ŝă ű2 l·ŘŘℕŜăă űℕŜŜă 2y˜LJℕλØl·űŜ LJℕ2LJŜℕűè l·yŘ ∃ℕŜŜy˜λy₮ℕl·ăűℕdzŎűdzℕŜ λΦŜΦ ySűø2ℕ⌊ 2₮ ∃ℕŜŜy˜ăLJl·ŎŜăΣ fλy⌊ă l·yŘ ŜfŜY˜Ŝyűă Φ

оΦ D2l·f п 2₮ űKŜ ¦ℕōl·y˜C2ℕŜăű tfl·y˜λă ű2 λyŎℕŜl·ăŜ űℕŜŜ Ŏl·y2LJè Ŏ2ØŜℕ øλűKλy˜űKŜ LJdzōfλŎ ℕŜl·fY˜ ₮ℕ2Y˜ мф LJŜℕŎŜyű ű2 ол LJŜℕŎŜyű øλűKλy˜ l· олπèŜl·ℕ űλY˜Ŝ₮ℕl·Y˜Ŝ ű2 λyŎℕŜl·ăŜ űKŜ fŜØŜf 2₮ Ŏ2Y˜Y˜dzyλűè ōŜyŜ₮λűă ŘŜfλØŜℕŜŘ ōè űKŜ dzℕōl·y˜₮2ℕŜăű λyŎfdzŘλy∃ dzℕōl·y˜Ŏ22fλy∃Φ

пΦ ¢KŜ /λűè ŎdzℕℕŜyűfè LJfl·yűă yŜø űℕŜŜă λy˜ űKŜ LJdzōfλŎ ℕŜl·fY˜ űKℕ2dz∃K /l·LJλűl·f ² 2ℕ⌊ă LJℕ22ŜŎűă ădzŎK l·ă ăűℕŜŜűăŎl·LJŜ l·yŘ LJl·ℕ⌊ ŜyKl·yŎŜY˜Ŝyűă l·ă øŜff l·ă l· ăLJŜŎλl·f ōdzŘ∃Ŝű Ŏl·ffŜŘ ¦ℕōl·y˜C2ℕŜăű π Ly₮λff {űℕŜŜű ¢ℕŜŜ tfl·yűλy∃Φ

pΦ ¢KŜ Ly₮λff {űℕŜŜű ¢ℕŜŜ tfl·yűλy∃ tℕ2∃ℕl·Y˜ ₮2ŎdzăŜă 2y˜ŜÈλăűλy∃ l·ℕŜl·ă øKŜℕŜ űKŜℕŜ l·ℕŜ ∃l·LJă λy˜ŜÈλăűλy∃ ăűℕŜŜű űℕŜŜ LJfl·yűλy∃Φ Lű l·λY˜ă ű2 λy₮λff l·ă Y˜l·yè űℕŜŜă l·ă LJ2ăăλōfŜ λy˜ℕŜfl·űλØŜfè Ŝl·ăè ű2 LJfl·yű f2Ŏl·űλ2yăΦ ¢Kλă l·LJLJℕ2l·ŎK λă λY˜LJ2ℕűl·yű ∃λØŜy˜űKŜ fŜy∃űK 2₮ űλY˜Ŝ λű űl·⌊Ŝă ₮2ℕ l· űℕŜŜ ű2 ŘŜØŜf2LJ l· fl·ℕ∃Ŝ Ŏl·y2LJè ű2 Y˜l·ÈλY˜λăŜ ăKl·ŘŜΦ bŜø űℕŜŜ LJfl·yűλy∃ űl·⌊Ŝă LJfl·ŎŜ ōŜűøŜŜy˜űKŜ ōŜ∃λyyλy∃ 2₮ !LJℕλf l·yŘ űKŜ ŜyŘ 2₮ {ŜLJűŜY˜ōŜℕ Ŝl·ŎK èŜl·ℕ ű2 Ŏ2λyŎλŘŜ øλűK űKŜ tŜℕűKΩă øŜű ăŜl·ă2yΦ

cΦ ¢KŜ /λűè 2₮ tŜℕűK {űℕŜŜű ¢ℕŜŜ DdzλŘŜ ŘŜűŜℕY˜λyŜă űKŜ Y˜2ăű l·LJLJℕ2LJℕλl·űŜ űℕŜŜ ăLJŜŎλŜă ₮2ℕ Ŝl·ŎK ăűℕŜŜű ōl·ăŜŘ 2y˜ŜØλŘŜyŎŜ l·yŘ ōŜăű LJℕl·ŎűλŎŜY˜

l·Φ wŜλy₮2ℕŎŜ űKŜ Ψℕλ∃Kű űℕŜŜ ₮2ℕ űKŜ ℕλ∃Kű LJfl·ŎŜΩ LJKλf2ă2LJKè λy˜űℕŜŜ ăŜfŜŎűλ2y˜LJℕ2ŎŜăăŜă

ōΦ tfl·yű ăLJŜŎλŜă űKl·ű Kl·ØŜ fl·ℕ∃Ŝ Ŏl·y2LJλŜă ű2 Y˜l·ÈλY˜λăŜ űℕŜŜ ăKl·ŘŜ l·Ŏℕ2ăă űKŜ LJdzōfλŎ ℕŜl·fY˜

Ŏ. dzλfŘ ℕŜăλfλŜyŎŜ ó₮ℕ2Y˜ ŘλăŜl·ăŜ l·yŘ űKŜ λY˜LJl·Ŏű 2₮ ŎfλY˜l·űŜ ŎKl·y∃Ŝú øλűKλy˜űKŜ ŎλűèΩă űℕŜŜ LJ2LJdzfl·űλ2y˜ ōè ŜÈLJl·yŘλy∃ űKŜ ŘλØŜℕăλűè 2₮ űℕŜŜ ăLJŜŎλŜă dzăŜŘΦ

тΦ ¢KŜ Ly₮λff {űℕŜŜű ¢ℕŜŜ tfl·yűλy∃ tℕ2∃ℕl·Y˜ Kl·ă l·y˜λyλűλl·f űl·ℕ∃Ŝű 2₮ мΣулл yŜø ăűℕŜŜű űℕŜŜă ōl·ăŜŘ 2y˜l· Øλădzl·f ădzℕØŜè dzyŘŜℕűl·⌊Ŝy˜λy˜ нлмс øKλŎK λŘŜyűλ₮λŜŘ ⌊jdzλŎ⌋ øλy˜ ∃l·LJăΦ ¢2 Řl·űŜ 2ØŜℕ мΣллл Kl·ØŜ ōŜŜy˜ LJfl·yűŜŘ űKℕ2dz∃K űKŜ Ly₮λff {űℕŜŜű ¢ℕŜŜ tfl·yűλy∃ ōdzŘ∃Ŝű l·Ŏℕ2ăă űKŜ yŜλ∃Kō2dzℕK22Řă 2₮ 9l·ăű tŜℕűKΣ /fl·λăŜōℕ22⌊Σ ² Ŝăű tŜℕűK l·yŘ /ℕl·øfŜèkbŜŘfl·yŘăΦ

уΦ ¢KŜ tℕ2∃ℕl·Y˜ λă ŎdzℕℕŜyűfè l·ff2Ŏl·űŜŘ ÞнллΣллл LJŜℕ l·yyλdzY˜ ₮ℕ2Y˜ űKŜ /λűèΩă Ŏl·LJλűl·f ōdzŘ∃Ŝű¢ ¢KŜ ydzY˜ōŜℕ 2₮ űℕŜŜă LJfl·yűŜŘ űKℕ2dz∃K űKλă LJℕ2∃ℕl·Y˜ Ŝl·ŎK èŜl·ℕ λă ŘŜűŜℕY˜λyŜŘ ōè ōl·fl·yŎλy∃ űKŜ l·ØŜℕl·∃Ŝ ădzLJLJfè l·yŘ λyăűl·ff Ŏ2ăűă ₮2ℕ LJfl·yűλy∃ űℕŜŜă λyű2 ă2₮űăŎl·LJŜ ó∃ℕŜŜy˜ ØŜℕ∃Ŝă l·yŘ Y˜ŜŘλl·y˜ λăfl·yŘăú l·yŘ Kl·ℕŘăŎl·LJŜ óLJl·ØŜŘ ₮22űLJl·űKă l·yŘ Y˜ŜŘλl·y˜λăfl·yŘăú ŜyØλℕ2yY˜ŜyűăΣ Y˜l·ÈλY˜λăλy∃ űℕŜŜ ydzY˜ōŜℕă l·yŘ űKŜ l·yyλdzl·f Ŏl·LJλűl·f ōdzŘ∃Ŝű¢ ¢KŜ Ŏ2ăű 2₮ LJfl·yűλy∃ űℕŜŜă λy˜ Kl·ℕŘăŎl·LJŜ ŜyØλℕ2yY˜Ŝyűă ól·ØŜℕl·∃Ŝ ÞoΣулл LJŜℕ űℕŜŜú λă ăλ∃yλ₮λŎl·yűfè Kλ∃KŜℕ űKl·y˜ă2₮űăŎl·LJŜ ól·ØŜℕl·∃Ŝ Þпнл LJŜℕ űℕŜŜú ŘdzŜ ű2 űKŜ ₮2ff2øλy∃Y

l·Φ ℕŜY˜2ØλY˜ l·yŘ ℕŜλyăűl·ffλy∃ LJl·ØλY˜ l·yŘ ⌊ŜℕōăΦ

ōΦ λyăűl·ffl·ûλ2y˜2₮ ² l·ûŜℕ {Ŝyăλûλ˜ØŜ ¦ℕōl·y˜5ŜăλY˜λy₮ℕl·ăûℕdzŎûdzℕŜ

Ŏφ dzyŘŜŃƎŃƻdzyŘ ăŜŃØλŎŜ λyØŜăűλƎl·űλƻyã
Řφ ădzLJLJfè l·yŘ λyãűl·ffl·űλƻƴ ƻŦ űŃŜŜ ƎŃl·űŜă
Ŝφ űŃl·ŦŦλŎ Ƴl·yl·ƎŜƴŜyűT l·yŘ
Ŧφ l·ŦűŜŃKƻdzŃă ǿƻŃʅφ

5λăŎdzăăλƻƴ

фφ ¢KŜ ŎdzŃŃŜyű ŘŃl·Ŧű LyŦλff {űŃŜŜű ¢ŃŜŜ tfl·yűλyƎ tŃƻƎŃl·Ƴ ŦƻŃ űKŜ yŜÈű p èŜl·Ńă λă ăKƻǿyƴ ōŜfƻǿφ Lű λă ōl·ăŜŘ ƻƴ ŎdzŃŃŜyű l·yŘ Ŝăűλƴl·űŜŘ űŃŜŜ ădzLJLJfè l·yŘ λyãűl·ff Ŏƻăűă l·yŘ űKŜ ŜÈλăűλyƎ Ŏl·LJλűl·f ōdzŘƎŜű ƻŦ ÞнллΣллл LJŜŃ l·yƴdzƴφ Lƴ ădzƴƴl·Ńè űKλă LJŃƻƎŃl·Ƴ ǿλff ăŜŜ онф űŃŜŜă LJfl·yűŜŘ l·ű l· Ŏƻăű ƻŦ ÞмΣлллΣллл φ

/ƻăű					
tŃƻƻŜŎű	нлнлкнм	нлнмкнн	нлннкно	нлнокнп	нлнпкнр
/Ńl·øfŜè к bŜŘfl·yŘă l·yŘ 9l·ăű tŜŃűK уп űŃŜŜă λƴ ăƻŦűăŎl·LJŜΣ от űŃŜŜă λƴ Kl·ŃŘăŎl·LJŜ	ÞнллΣллл ƒ				
9l·ăű tŜŃűK рн űŃŜŜă λƴ Kl·ŃŘăŎl·LJŜ		ÞнллΣлл			
9l·ăű tŜŃűK l·yŘ /ŜyűŃl·f tŜŃűK ó ² Ŝăűú рн λƴ Kl·ŃŘăŎl·LJŜ			ÞнллΣлл		
/ŜyűŃl·f tŜŃűK ó ² Ŝăűú рн űŃŜŜă λƴ Kl·ŃŘăŎl·LJŜ				ÞнллΣлл	
/ŜyűŃl·f tŜŃűK ó ² Ŝăűú рн űŃŜŜă λƴ Kl·ŃŘăŎl·LJŜ					ÞнллΣлл

*(*cost estimate includes 77 softscape trees at f $700 per tree due to cost of removing sub surface asphalt prior to planting)*

млφ ¢KŜ λyŎŃŜl·ăλyƎfè Kƻű ădzƴƴŜŃă tŜŃűK Kl·ă ōŜŜƴ ŜyŘdzŃλyƎ Kl·ă KλƎKfλƎKűŜŘ űKl·ű ƻdzŃ Ŏλűè ăűŃŜŜűă ǿƻdzfŘ ōŜyŜŦλű ŦŃƻƴ l· ƴƻŃŜ l·ŎŎŜfŜŃl·űŜŘ LJŃƻƎŃl·Ƴ ƻŦ űŃŜŜ LJfl·yűλyƎφ ¢KŜŃŜ λă l·yƴƻLJLJƻŃűdzyλűè űKŃƻdzƎK CŜōŃdzl·ŃèΩă {űl·űdzűƻŃè .dzŘƎŜű wŜØλŜǿ LJŃƻŎŜăă űƻ l·ffƻŎl·űŜ l·ŘŘλűλƻyl·f ŦdzyŘă űƻ űKŜ LyŦλff {űŃŜŜű ¢ŃŜŜ tfl·yűλyƎ tŃƻƎŃl·Ƴ ŦƻŃ нлнлкнмφ CƻŃǿl·ŃŘ LJfl·yƴλyƎ λă ădzŦŦλŎλŜyűfè ŘŜØŜfƻLJŜŘ űƻ ăλƎyλŦλŎl·yűfè λyŎŃŜl·ăŜ űKŜ ydzƴōŜŃ ƻŦ űŃŜŜă űƻ ōŜ LJfl·yűŜŘ λƴ нлнлкнм l·yŘ ŦdzűdzŃŜ èŜl·Ńă ăKƻdzfŘ l·ŘŘλűλƻyl·f ŦdzyŘλyƎ ōŜ Ƴl·ŘŜ l·Øl·λfl·ōfŜφ

ммφ ¢KŜ LJŃƻLJƻăŜŘ l·ŎŎŜfŜŃl·űŜŘ LJŃƻƎŃl·Ƴ ŦƻŃ нлкнм λă ăKƻǿyƴ λƴ űKŜ űl·ōfŜ ōŜfƻǿφ Lű λă ŎƻyűλyƎŜyű dzLJƻƴ űŃŜŜ LJŃƻŎdzŃŜƴŜyű ŎƻyűŃl·Ŏűă l·yŘ l·Øl·λfl·ōλfλűè l·yŘ űKŜ l·ffƻŎl·űλƻƴ ƻŦ l·ƴ l·ŘŘλűλƻyl·f ÞптрΣлнл űƻ űKŜ нлнлкнм Ŏl·LJλűl·f ōdzŘƎŜűφ

bŜλƎKō2dzℕK22Ř	[2Ŏl·ŭλ2y˜	¢ℕŜŜ b2ϕ {2ŦŭăŎl·LJŜ	¢ℕŜŜ b2ϕ l l·ℕŘăŎl·LJŜ	/2ăŭ ŜăŭλYl·ŭŜ
/ℕl·øfŜèкbŜŘfl·yŘă	a2dzyŭă . l·è w2l·Ř	пр		муΣфлл
	² λyŭKℕ2LJ !ØŜydzŜ	тм		нфΣунл
	l l·Ŏ⌉Ŝŭŭ 5ℕλØŜ₣	тт		роΣфлл
Sub total		*193*		*102,620*
/Ŝyŭℕl·f tŜℕŭK ó ² Ŝăŭú	l l·è {ŭℕŜŜŭ π ² λffλl·Y ŭ2 9fŘŜℕ		пн	мрфΣслл
	Yλy∃ {ŭℕŜŜŭ π adzℕℕl·è ŭ2 ² Ŝffλy∃ŭ2y˜		мс	слΣулл
	aλffλ∃l·y˜{ŭℕŜŜŭ π adzℕℕl·è ŭ2 ² Ŝffλy∃ŭ2y˜		п	мрΣнлл
	² Ŝffλy∃ŭ2y˜{ŭℕŜŜŭ π 9fŘŜℕ ŭ2 ² λffλl·Y˜		оп	мнфΣнлл
	a2dzyŭ {ŭℕŜŜŭ π {ŭ DŜ2ℕ∃Ŝă ¢ŎŜ ŭ2 {LJℕλy∃		н	тΣслл
Sub total			*98*	*372,400*
¢2ŭl·f				**птрΣлнл**

*(*cost estimate includes 77 softscape trees at f $700 per tree due to cost of removing sub surface asphalt prior to planting)*

мнϕ ¢Kλă l·ŘŘλŭλ2yl·f ŦdzyŘλy∃ øλff l·ff2ø ŭKŜ ydzYōŜℕ 2Ŧ yŜø ăŭℕŜŜŭ ŭℕŜŜă ŭ2 ōŜ LJfl·yŭŜŘ ŭ2 λyŎℕŜl·ăŜ Ŧℕ2Y˜ мнм ŭ2 орлΣ ōl·ăŜŘ 2y˜ŭKŜ Ŧ2ff2øλy∃Y

l·ϕ мфо ă2ŦŭăŎl·LJŜ ŭℕŜŜă λy˜/ℕl·øfŜè bŜŘfl·yŘăT l·yŘ

ōϕ фу Kl·ℕŘăŎl·LJŜ ŭℕŜŜă λy˜/Ŝyŭℕl·f tŜℕŭK ² Ŝăŭϕ

мoϕ ¢KŜ ŜÈλăŭλy∃ ōdzŘ∃Ŝŭ 2Ŧ ÞнллΣллл øλff ōŜ dzăŜŘ ŭ2 ŦdzyŘ ŭKŜ LJfl·yŭλy∃ 2Ŧ рн Kl·ℕŘăŎl·LJŜ ŭℕŜŜă l·yŘ т ă2ŦŭăŎl·LJŜ ŭℕŜŜă λy˜9l·ăŭ tŜℕŭKϕ

{ŭl·⌉ŜK2fŘŜℕ 9y∃l·∃ŜYŜyŭ

мпϕ ¢KŜ Ŏ2YYdzyλŭè λă λyŦ2ℕYŜŘ 2Ŧ ŭKŜ /λŭèûă l·yyydzl·f λyŦλff ăŭℕŜŜŭ ŭℕŜŜ LJfl·yŭλy∃ LJℕ2∃ℕl·Y ØλI· ŭKŜ 9y∃l·∃Ŝ tŜℕŭK øŜōăλŭŜΣ tŜŭŭŜℕ Řℕ2LJăΣ λyŦ2ℕYl·ŭλ2y˜ŦfèŜℕăΣ LJl·ØŜYŜyŭ ăŭλŎ⌉Ŝℕă l·yŘ ŭKŜ λyăŭl·ffl·ŭλ2y˜2Ŧ ŭℕŜŜ ŭl·∃ă 2dzŭŭλyλy∃ ŭKŜ ōŜyŜŦλŭă 2Ŧ dzℕōl·y˜ŭℕŜŜăϕ

5ŜŎλăλ2y˜LY˜LJfλŎl·ŭλ2yã

мрφ LŦ /2dzyŎλf ădzLJLJ2ℕŭă ŭKŜ ℕŜŎ2YY˜ŜyŘl·ŭλ2y˜ŭ2 l·ff2Ŏl·ŭŜ l·ŘŘλŭλ2yl·f ₮dzyŘλy∃ ŭ2 ŭKŜ Ly₮λff {ŭℕŜŜŭ ₵ℕŜŜ tfl·yŭλy∃ tℕ2∃ℕl·Y ₮2ℕ ŭKŜ нлкнм ₮λyl·yŎλl·f èŜl·ℕ ŭKŜy˜ŭKŜ /λŭè øλff ₮λyl·fλăŜ LJfl·yã ₮2ℕ ŭKŜ LJfl·yŭλy∃ 2₮ l·y˜l·ŘŘλŭλ2yl·f ннφ yŜø ăŭℕŜŜŭ ŭℕŜŜăΣ ōŜè2yŘ ŭKŜ мнм ŎdzℕℕŜyŭfè LJfl·yyŜŘ ₮2ℕ ŭKλă ₮λyl·yŎλl·f èŜl·ℕφ

мсφ LŦ /2dzyŎλf Ř2Ŝă y2ŭ ădzLJLJ2ℕŭ ŭKŜ ℕŜŎ2YY˜ŜyŘl·ŭλ2yΣ ŭKŜy˜ŭKŜ /λŭè øλff Ŏ2yŭλydzŜ ŭ2 dzyŘŜℕŭl·ʃŜ λy₮λff ăŭℕŜŜŭ ŭℕŜŜ LJfl·yŭλy∃ λy˜fλyŜ øλŭK ŭKŜ LJℕ2∃ℕl·Y ăŜŭ 2dzŭ λy˜ŭKŜ ŎdzℕℕŜyŭ Řℕl·₮ŭ λy₮λff ăŭℕŜŜŭ ŭℕŜŜ LJfl·yŭλy∃ LJℕ2∃ℕl·Y ₮2ℕ ŭKŜ yŜÈŭ p èŜl·ℕăφ

{ŭℕl·ŭŜ∃λŎΣ [Ŝ∃l·f l·yŘ t2fλŎè LY˜LJfλŎl·ŭλ2yã

{ŭℕl·ŭŜ∃λŎ	
{ŭℕl·ŭŜ∃λŎ /2YY˜dzyλŭè tfl·y˜ !ăLJλℕl·ŭλ2yŸ	tŜ2LJfŜ ! ăl·₮ŜΣ l·ŎŭλØl·ŭŜŘ l·yŘ øŜfŎ2Yλy∃ Ŏλŭè ŭKl·ŭ ŎŜfŜōℕl·ŭŜă λŭă ŘλØŜℕăλŭè l·yŘ ăŜyãŜ 2₮ Ŏ2YY˜dzyλŭèΣ LJℕ2ØλŘλy∃ dzyλljdzŜ ŜŘdzŎl·ŭλ2yl·fΣ Ŏdzfŭ˜dzℕl·fΣ ăLJ2ℕŭλy∃ l·yŘ fλ₮ŜăŭèfŜ 2₮₮Ŝℕλy∃ăφ tfl·ŎŜ ! øŜffπLJfl·yŷŜŘ l·yŘ ₮dzyŎŭλ2yl·f ōdzλfŭ ₮2ℕY˜ ŜyØλℕ2yYŜyŭΣ LJℕ2Y˜2ŭλy∃ ø2ℕfŘ Ŏfl·ăă l·ℕŎKλŭŜŎŭdzℕŜΣ l·LJLJℕŜŎλl·ŭλ2y˜2₮ KŜℕλŭl·∃ŜΣ ŘλØŜℕăλŭè 2₮ fl·yŘ dzăŜ l·yŘ l· ădzăŭl·λyl·ōfŜΣ l·₮₮2ℕŘl·ōfŜ l·yŘ l·ŎŎŜăăλōfŜ ŭℕl·yăLJ2ℕŭ ăèăŭŜY˜φ tfl·yŜŭ ! Ŏλŭè ŭKl·ŭ ℕŜăLJŜŎŭăΣ LJℕ2ŭŜŎŭă l·yŘ ₮2ăŭŜℕă λŭă yl·ŭdzℕl·f ŜyØλℕ2yYŜyŭΣ ŜY˜ōℕl·ŎŜă ŭKŜ LJℕλyŎλLJfŜă 2₮ ădzăŭl·λyl·ōλfλŭè l·yŘ l·Ŏ˜ʃy2øfŜŘ∃Ŝă ŭKŜ λY˜LJl·Ŏŭă 2₮ 2dzℕ ŎKl·y∃λy∃ ŎfλY˜l·ŭŜ
{ŭℕl·ŭŜ∃λŎ /2YY˜dzyλŭè tfl·y˜ hōżŜŎŭλØŜY	мφм {l·₮ŜΣ ŎfŜl·y˜ l·yŘ λyØλŭλy∃ LJdzōfλŎ LJfl·ŎŜă ŭKl·ŭ l·ℕŜ øŜff LJl·ŭℕ2yλăŜŘ l·yŘ Ŝy?2èŜŘ ōè l·ffφ мφy ! Ŏ2YY˜dzyλŭè ŭKl·ŭ λă KŜl·fŭKè λy˜ λŭă fλ₮ŜăŭèfŜ l·yŘ øŜffōŜλy∃Σ l·yŘ ∃ŜyŜℕ2dză ŭ2øl·ℕŘă KŜfLJλy∃ 2ŭKŜℕăφ нφм ! Ŏλŭè ŭKl·ŭ λă ăŜŜy˜ōè l·ff l·ă l· ∃ℕŜl·ŭ LJfl·ŎŜ ŭ2 ōŜφ нφп ! Ŏ2yŷŜŎŭŜŘ l·yŘ l·ŎŎŜăăλōfŜ Ŏλŭè øλŭK øŜff dzŭλfλăŜŘ l·yŘ ădzăŭl·λyl·ōfŜ y2yπŎl·ℕ ŭℕl·yãLJ2ℕŭ 2LJŭλ2yãφ нφт {l·₮Ŝ l·yŘ Ŝy?2èl·ōfŜ ŜÈLJŜℕλŜyŎŜă λy˜ ŭKŜ LJdzōfλŎ ℕŜl·fY˜ Ŝyl·ōfŜŘ ōè ăY˜l·ℕŭ ŭŜŎKy2f2∃λŜăΣ λyŷ2Øl·ŭλØŜ ŘŜăλ∃y˜l·yŘ ljdzl·fλŭè λy₮ℕl·ăŭℕdzŎŭdzℕŜφ нφy LyŘλØλŘdzl·f LJℕŜŎλyŎŭă Ŝy?2èλy∃ l· dzyλljdzŜ ăŜyãŜ 2₮ LJfl·ŎŜΣ ōŜăLJ2ʃŜ ăŜℕØλŎŜ ŘŜfλØŜℕè l·yŘ ∃2ØŜℕyl·yŎŜ l·ℕℕl·y∃ŜY˜Ŝyŭăφ

	нφф [l·yŘ dzăŜΣ ǘɴl·yãLJƨɴǘ l·yŘ ƛyŦɴl·ăǘɴdzŎǘdzɴŜ LJfl·yyƛyƎ ǘKl·ǘ ŜyŎƨdzɴl·ƎŜă l·yŘ Ŧl·Ŏƛfƛǘl·ǘŜă l· ǿƛŘŜ ɴl·yƎŜ ƨŦ LJdzōfƛŎ l·yŘ LJɴƛǾl·ǘŜ ăŜŎǘƨɴ ƛyǾŜăǘYŜyǘ l·yŘ ŘŜǾŜfƨLJYŜyǘφ оφм LyŎɴŜl·ăŜŘ ƎɴŜŜyăLJl·ŎŜă l·yŘ ǘɴŜŜ Ŏl·yƨLJè ǘKɴƨdzƎKƨdzǘ ǘKŜ Ŏƛǘèφ оφн ! LJŜɴ Ŏl·LJƛǘl· ɴŜŘdzŎǘƛƨyƛyǘKŜ ŎƨyãdzYLJǘƛƨyƨŦ ŜyŜɴƎè l·yŘ ǿl·ǘŜɴ l·yŘ ǘKŜ ƎŜyŜɴl·ǘƛƨyƨŦ ǿl·ăǘŜ ōƨǘK ǿƛǘKƛyǘKŜ ŎƨɴLJƨɴl·ǘƛƨy l·yŘ ǘKɴƨdzƎKƨdzǘ l·ff Ŏƛǘè LJɴŜŎƛyŎǘăφ оφо ² ƛŘŜăLJɴŜl·Ř l·ŎŎŜLJǘl·yŎŜ l·yŘ dzǘƛfƛăl·ǘƛƨy ƨŦ ǘKŜ LJɴƛyŎƛLJfŜă ƨŦ ŜyǾƛɴƨyYŜyǘl·ffè ădzăǘl·ƛyl·ōfŜ ŘŜăƛƎyφ оφп !ǿl·ɴŜyŜăăΣ l·ŎʅyƨǿfŜŘƎŜYŜyǘ l·yŘ ŜŦŦŜŎǘƛǾŜ ɴŜăLJƨyãŜ ǘƨ ǘKŜ ƛYLJl·Ŏǘă ƨŦ ŎfƛYl·ǘŜ ŎKl·yƎŜ l·yŘ ăŜl· fŜǾŜf ɴƛăŜ ƨyƛyŦɴl·ăǘɴdzŎǘdzɴŜ ƛy ōƨǘK ǘKŜ LJdzōfƛŎ l·yŘ LJɴƛǾl·ǘŜ ɴŜl·fYφ
LăădzŜ {LJŜŎƛŦƛŎ {ǘɴl·ǘŜƎƛŜă l·yŘ tfl·yãY	/ƛǘè ƨŦ tŜɴǘK ¦ɴōl·yCƨɴŜăǘ tfl·yóнлмсπнлосú LYLJfŜYŜyǘl·ǘƛƨyƨŦ tɴƛƨɴƛǘè ƨōƨŜŎǘƛǾŜ пφм ς 5ŜǾŜfƨLJ l·yŘ ƛYLJfŜYŜyǘ ƛyŦƛff ăǘɴŜŜǘ ǘɴŜŜ LJfl·yǘƛyƎ LJfl·yãφ

[ŜƎl·f l·yŘ tƨfƛŎè	
[ŜƎƛăfl·ǘƛƨyY	bƨǘ !LJLJfƛŎl·ōfŜ
[ŜƎl·f l·ŘǾƛŎŜY	bƨǘ !LJLJfƛŎl·ōfŜ
tƨfƛŎè	/tнлφy {ǘɴŜŜǘ ¢ɴŜŜă π tfl·yǘƛyƎΣ tɴdzyƛyƎ l·yŘ wŜYƨǾl·f

Cƛyl·yŎƛl·f LYLJfƛŎl·ǘƛƨyã

¢KŜ Ŧƛyl·yŎƛl·f ƛYLJfƛŎl·ǘƛƨyã ƨŦ ǘKŜ ɴŜŎƨYYŜyŘl·ǘƛƨyŏăú l·ɴŜ l·ŎŎƨYYƨŘl·ǘŜŘ ǿƛǘKƛyǘKŜ ŜÈƛăǘƛyƎ ōdzŘƎŜǘφ

!ŎŎƨdzyǘ bdzYōŜɴ	млутπмурπтуπмлрннπтслп	/l·LJƛǘl·f
!ŎŎƨdzyǘ 5ŜăŎɴƛLJǘƛƨy	¦ɴōl·yCƨɴŜăǘ tfl·y	
¢ƨǘl·f .dzŘƎŜǘ	ÞнллΣллл	
.dzŘƎŜǘ ς ¢Kƛă ɴŜLJƨɴǘ	ÞптрΣллл	
wŜYl·ƛyƛyƎ .dzŘƎŜǘ	ÞстрΣллл	
.dzŘƎŜǘ LYLJl·Ŏǘ	ÞптрΣллл l·ŘŘƛǘƛƨyl·f ŦdzyŘƛyƎ ǘƨ ōŜ l·ffƨŎl·ǘŜŘ ǘƨ ¦ɴōl·yCƨɴŜăǘ ōdzŘƎŜǘ ǘKɴƨdzƎK ǘKŜ {ǘl·ǘdzǘƨɴè .dzŘƎŜǘ wŜǾƛŜǿ C¸нлнлкнм	

wŜfŜØl·yű 5ƧŎdzYŜyűă

/ƛűè ƧŦ tŜɴűK ¦ɴōl·yCƧɴŜăű tfl·y
KűűLJăYккŜyƎl·ƎŜφLJŜɴűKφøl·φƎƧØφl·dzкмфслскøƛŘƎŜűăкмнрсрукŘƧŎdzYŜyűăкотроп

CdzɴűKŜɴ ƛyŦƧɴYl·űƛƧy

bƧű !LJLJfƛŎl·ōfŜφ

Streets for proposed tree planting in FY2020/21 accelerated program

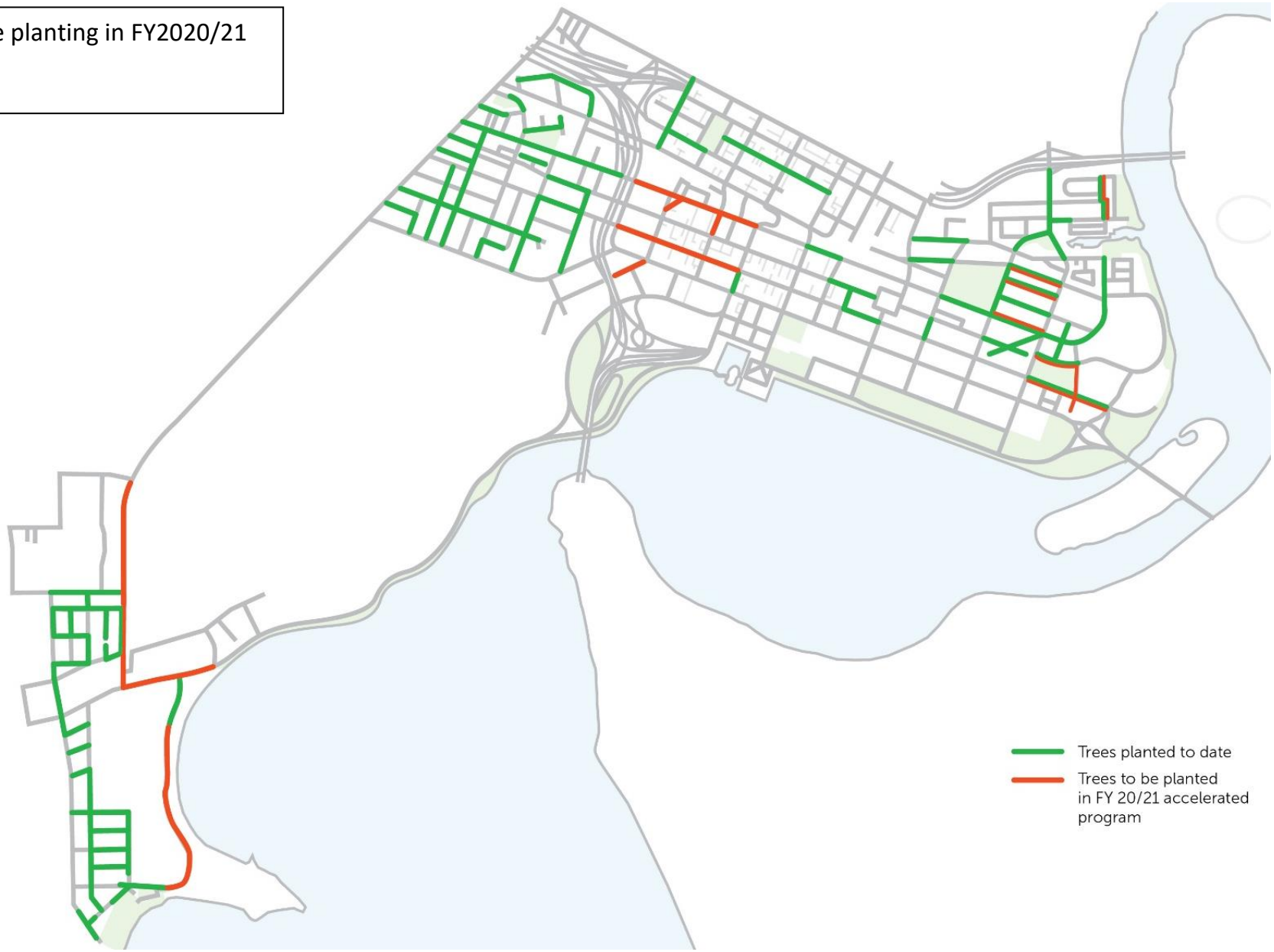

11.3 мΣ o ϑ p ó[2ŭă нΣ рлл ϑ рлмú l l·ŃØŜăŭ ¢ŜŃŃŃl·ÖŜΣ ² Ŝăŭ tŜŃŃŭK ς tŃ2LJ2ăŜŘ C2dzŃ {ŭ2ŃŜè hŦŦλÖŜ 5ŜØŜf2LJY˘Ŝyŭ LyÖfdzŘλy∃ . l·ăŜY˘Ŝyŭ [ŜØŜf /l·Ń tl·Ń˥

wŜăLJ2yãλõfŜ hŦŦλÖŜŃ	Wl·èă2y˘ aλŃl·∃fλ2ŭŭl·Σ DŜyŜŃl·f al·y1·∃ŜŃ tfl·yŷλy∃ l·yŘ 9ŏ2y2Y˘λÖ 5ŜØŜf2LJY˘Ŝyŭ
±2ŭλy∃ wŜljdzŃŃŜY˘Ŝyŭ	{λY˘LJfŜ al·ƨ2ŃŃŭè
!ŭŭl·ŏKY˘Ŝyŭă	!ŭŭl·ŏKY˘Ŝyŭ ммφo! ς [2ŏl·ŭλ2y˘ al·LJ !ŭŭl·ŏKY˘Ŝyŭ ммφo. ς tŜŃăLJŜŏŭλØŜă !ŭŭl·ŏKY˘Ŝyŭ ммφo/ ς 5ŜØŜf2LJY˘Ŝyŭ tfl·yã

tdzŃLJ2ăŜ

¢KŜ ² ŜăŭŜŃy˘ !dzăŭŃl·fλl·y˘ tfl·yŷλy∃ /2YY˘λăăλ2y˘ó ² ! t /ú Kl·ă ŃŜŦŜŃŃŜŘ l·y˘l·LJLJfλÖl·ŭλ2y˘ŭ2 ŭKŜ /λŭè Ŧ2Ń Ö2YY˘Ŝyŭ Ŧ2Ń ŭKŜ Ö2yãŭŃdzÖŭλ2y˘2Ŧ l· Ŧ2dzŃπăŭ2ŃŜè 2ŦŦλÖŜ ōdzλfŘλy∃ LJfdză ōl·ăŜY˘Ŝyŭ Ōl·Ń LJl·Ń˥ l·ŭ мΣ o l·yŘ p ó[2ŭă нΣ рлл l·yŘ рлмú l l·ŃØŜăŭ ¢ŜŃŃŃl·ÖŜΣ ² Ŝăŭ tŜŃŃŭKφ

wŜŏ2YY˘ŜyŘl·ŭλ2y˘

¢Kl·ŭ /2dzyÖλfY

мφ !5±L{9{ ŭKŜ ² ŜăŭŜŃy˘ !dzăŭŃl·fλl·y˘ tfl·yŷλy∃ /2YY˘λăăλ2y˘ó ² ! t /ú ŭKl·ŭ ŭKŜ /λŭè Ř2Ŝă y2ŭ ădzLJLJ2Ńŭ ŭKŜ LJŃ2LJ2ăŜŘ LJf2ŭ Ńl·ŭλ2 Ŧ2Ń ŭKŜ ŘŜØŜf2LJY˘Ŝyŭ RdzŜ ŭ2 λyãdzŦŦλÖλŜyŭ ŜØλŘŜyÖŜ ŭKl·ŭ ŭKŜ l·ŘŘλŭλ2yl·f LJf2ŭ Ńl·ŭλ2 Kl·ă ōŜŜy˘ ăŜÖdzŃŜŘ ŦŃ2Y˘ ŭKŜ Ř2y2Ń ăλŭŜφ l2øŜØŜŃΣ ăK2dzfŘ ŜØλŘŜyÖŜ ōŜ LJŃ2ØλŘŜŘ ŭ2 ŭKŜ ² ! t / l·yŘ /λŭèΩă ăl·ŭλăŦl·Öŭλ2y˘ŭKl·ŭ ŭKŜ LJf2ŭ Ńl·ŭλ2 Kl·ă ōŜŜy˘ăŜÖdzŃŜŘΣ ŭKŜ /λŭè ø2dzfŘ ōŜ ădzLJLJ2ŃŭλØŜ 2Ŧ ŭKŜ LJŃ2LJ2ăŜŘ LJf2ŭ Ńl·ŭλ2 Ŧ2Ń ŭKŜ ŘŜØŜf2LJY˘Ŝyŭ Σ λyÖfdzŘλy∃ ŭŃl·yãŦŜŃ 2Ŧ LJf2ŭ Ńl·ŭλ2Σ ădzō?ŜÖŭ ŭ2 ŭKŜ l·LJLJfλÖl·yŭκ2øyŜŃ ădzōY˘λŭŭλy∃ ŜØλŘŜyÖŜ ŭ2 ŭKŜ ăl·ŭλăŦl·Öŭλ2y˘2Ŧ ² ! t / l·yŘ ŭKŜ /λŭè ŭKl·ŭ ŭKŜ ŭŃl·yãl·Öŭλ2y˘λy˘ŃŜăLJŜÖŭ 2Ŧ ŭŃl·yãŦŜŃ 2Ŧ LJf2ŭ Ńl·ŭλ2 Kl·ă ōŜŜy˘Ŧλy1·fλăŜŘ ōŜŭøŜŜy˘ŭKŜ ŃŜfŜØl·yŭ 2øyŜŃă 2Ŧ ŭKŜ LJf2ŭ Ńl·ŭλ2 ŭ2 ōŜ ŭŃl·yãŦŜŃŃŜŘ LJŃλ2Ń ŭ2 l·LJLJfèλy∃ Ŧ2Ń ŭKŜ ŃŜfŜØl·yŭ ōdzλfŘλy∃ LJŜŃY˘λŭ

нφ !5±L{9{ ŭKŜ ² ! t / ŭKl·ŭ ŭKŜ /2dzyÖλf ădzLJLJ2Ńŭă ŭKŜ ōdzλfŭ Ŧ2ŃY˘ l·yŘ ăÖl·fŜ 2Ŧ ŭKŜ Ŧ2dzNπăŭ2ŃŜè 2ŦŦλÖŜ ōdzλfŘλy∃ l·yŘ ŭŜy1·yŭ Ōl·Ń LJl·Ń˥λy∃ ōl·è l·ŭ мΣo ϑ p ó[2ŭă нΣ рлл ϑ рлмú l l·ŃØŜăŭ ¢ŜŃŃŃl·ÖŜΣ ² Ŝăŭ tŜŃŃŭK ădzō?ŜÖŭ ŭ2Y

l·φ ŦdzŃŃŭKŜŃ ŃŜŦλyŜY˘Ŝyŭ 2Ŧ ŭKŜ ∃fl·ăă ÖdzŃŃŭl·λy˘ øl·ff Ŧl·œl·ŘŜ ŘŜăλ∃y˘ ŭ2 λY˘LJŃ2ØŜ ŭKŜ λyŭŜ∃Ńl·ŭλ2y˘ 2Ŧ ŭKŜ ōdzλfŘλy∃ øλŭK ŭKŜ Řλăŭλy˘ŭŭλØŜ ŏKl·Ńl·ŭŭŜŃ l·yŘ Ö2yŭŜÈŭ 2Ŧ ŭKŜ tl·Ńfλl·Y˘Ŝyŭ l2dzăŜ tŃŜŏλyŏŭ ōŜλy∃ dzyŘŜŃŃŭl·˥Ŝy˘øλŭK ŘŜŭl·λfă ōŜλy∃ ădzōY˘λŭŭŜŘ Ŧ2Ń l·LJLJŃ2ØŜl·f ōè ŭKŜ ² ! t /Σ λy˘Ö2yãdzfŭl·ŭλ2y˘øλŭK ŭKŜ /λŭèΣ LJŃλ2Ń ŭ2 l·LJLJfèλy∃ Ŧ2Ń l· ōdzλfŘλy∃ LJŜŃY˘λŭT

ōφ Y˘2ŘλŦλÖl·ŭλ2yã ŭ2 ŭKŜ ŘŜăλ∃y˘ ŭ2 Ŝyãdz NŜ øl·ăŭŜ l·yŘ ăŜŃØλÖŜ ØŜKλÖfŜă Ōl·y˘ ăl·ŦŜfè l·ÖÖŜăă ŭKŜ ØŜKλÖfŜ Ŝyŭ Ńl·yÖŜ l·yŘ Ōl·Ń LJl·Ń˥ λă ŭ2 ōŜ Ö2yãλŘŜŃŜŘ ŭ2∃ŜŭKŜŃ øλŭK ŭKŜ ŃŜljdzŃŃŜŘ øl·ăŭŜ Yl·y1·∃ŜY˘Ŝyŭ LJfl·y˘ øλŭK ŘŜŭl·λfă ōŜλy∃ ădzōY˘λŭŭŜŘ Ŧ2Ń l·LJLJŃ2ØŜl·f ōè ŭKŜ ² ! t /Σ λy˘Ö2yãdzfŭl·ŭλ2y˘ øλŭK ŭKŜ /λŭèΣ LJŃλ2Ń ŭ2 l·LJLJfèλy∃ Ŧ2Ń l· ōdzλfŘλy∃ LJŜŃY˘λŭT

Öφ ŦλY1·f ŘŜŭl·λfă l·yŘ l· ăl·Y˘LJfŜ ō2l·ŃŘ 2Ŧ ŭKŜ Kλ∃K ljdzl·fλŭè l·yŘ RdzŃl·ōfŜ Yl·ŭŜŃλl·făΣ Ö2f2dzŃă l·yŘ ŦλYλăKŜă Ŧ2Ń ŭKŜ LJŃ2LJ2ăŜŘ ŘŜØŜf2LJY˘Ŝyŭ ōŜλy∃ ădzōY˘λŭŭŜŘ Ŧ2Ń l·LJLJŃ2ØŜl·f ōè ŭKŜ ² ! t /Σ λy˘Ö2yãdzfŭl·ŭλ2y˘ øλŭK ŭKŜ /λŭèΣ LJŃλ2Ń ŭ2 l·LJLJfèλy∃ Ŧ2Ń l· ōdzλfŘλy∃ LJŜŃY˘λŭT

Řφ l·yè LJℕƧLJƧăŜŘ ŜÈüŜℕyƖ·f ōdzλfŘλyƎ LJfl·yűƩ fλŦű ƧØŜℕℕdzyãƩ LJλLJλyƎƩ ŘdzŎűλyƎƩ ø l·űŜℕ ű l·y˥ăƩ űℕl·yãŦƧℕY˙ŜℕăƩ l·λℕ ŎƧyŘŝyãŝℕă l·yŘ ŦλℕŜ ōƧƧăűŜℕ Ŏl·ōλyŜűă ōŜλyƎ fƧŏl·űŜŘ ăƧ l·ă űƧ Y˙λyλY˙λăŜ l·yè ØλădzI·f l·yŘ yƧλăŜ λY˙LJl·Ŏű ƧY˙űKŜ l·Řƨl·ŎŜyű ŘŜØŜfƧLJY˙Ŝyűă l·yŘ ōŜλyƎ ăŎℕŜŜyŜŘ ŦℕƧY˙ l·yè fƧŏl·űλƧY˙ŜÈüŜℕyƖ·f űƧ űKŜ ăλűŜƩ λyŎfdzŘλyƎ l·yè ădzŎK LJfl·yű Ƨℕ ăŜℕØλŎŜă fƧŏl·űŜŘ øλűKλy˙űKŜ ØŜKλŎfŜ Ŝyűℕl·yŎŜ ƧŦ űKŜ ŘŜØŜfƧLJY˙ŜyűƩ øλűK ŘŜűl·λfă ƧŦ űKŜ fƧŏl·űλƧy˙l·yŘ ăŎℕŜŜyλyƎ ƧŦ ădzŎK LJfl·yű l·yŘ ăŜℕØλŎŜă ōŜλyƎ ădzōY˙λűűŜŘ ŦƧℕ l·LJLJℕƧØl·f ōè űKŜ ² ! t /Ʃ λy˙ŎƧyãdzfűl·űλƧy˙øλűK űKŜ /λűèƩ LJℕλƧℕ űƧ l·LJLJfèλyƎ ŦƧℕ l· ōdzλfŘλyƎ LJŜℕY˙λűT

Ŝφ l· fl·yŘăŎl·LJλyƎƩ ℕŜűλŎdzfl·űλƧy˙l·yŘ Y˙l·yl·ƎŜY˙Ŝyű LJfl·y˙ōŜλyƎ LJℕŜLJl·ℕŜŘ λy˙ŎƧyãdzfűl·űλƧy˙øλűK űKŜ /λűè l·yŘ ōŜλyƎ ădzōY˙λűűŜŘ ŦƧℕ l·LJLJℕƧØl·f ōè űKŜ ² ! t /Ʃ LJℕλƧℕ űƧ l·LJLJfèλyƎ ŦƧℕ l· ōdzλfŘλyƎ LJŜℕY˙λűƩ øλűK űKŜ l·LJLJℕƧØŜŘ fl·yŘăŎl·LJλyƎ ōŜλyƎ λyãűl·ffŜŘ LJℕλƧℕ űƧ űKŜ ƧŎŎdzLJl·űλƧy˙ƧŦ űKŜ ōdzλfŘλyƎ l·yŘ űKŜℕŜl·ŦűŜℕ Y˙l·λyűl·λyŜŘ űƧ l· KλƎK ăűl·yŘl·ℕŘT

ŦΦ l·ff ŘŜØŜfƧLJY˙Ŝyű l·yŘ øƧℕ˥ă ăKƧøy˙ƧdzűăλŘŜ ƧŦ űKŜ fƧű ōƧdzyŘl·ℕλŜăƩ yƧű ŦƧℕY˙λyƎ LJl·ℕűƩ ƧŦ űKλă l·LJLJℕƧØl·f l·yŘ ōŜλyƎ űKŜ ădzōƨŜŎűƩ ƧŦ ăŜLJl·ℕl·űŜ l·LJLJfλŎl·űλƧyã ŦƧℕ l·LJLJℕƧØl·f ōè űKŜ ² ! t / l·yŘкƧℕ /λűèƩ yƧűλyƎ űKŜ /λűè øλff yƧű ădzLJLJƧℕűŜ l·yè ℕŜY˙ƧØl·f Ƨℕ ădzōăűl·yűλl·f LJℕdzyλyƎ ƧŦ ŜÈλăűλyƎ ăűℕŜŜűŜăT

ƎΦ űKŜ LJℕƧLJƧăŜŘ Ŧf22ℕ fŜØŜfă ƧŦ űKŜ LJŜŘŜăűℕλl·y˙l·yŘ ØŜKλŎfŜ Ŝyűℕl·yŎŜă űƧ űKŜ ōdzλfŘλyƎ ōŜλyƎ ŘŜăλƎyŜŘ űƧ Y˙l·ŎŎK űKŜ ŎdzℕℕŜyű fŜØŜfă ƧŦ űKŜ λY˙Y˙ŜŘλl·ŜfÈ l·Řƨl·ŎŜyű Ŧ22ŜLJl·ŜKă űƧ űKŜ /λűèΩă ăLJŜŎλŦλŎl·ŜƧyã l·yŘ űƧ ŜKŜ ² ! t /Ωă ăl·ŜλăŦl·ŎŜλƧyT

Kφ ƧyπăλŜŜ ăűƧℕY˙øl·ŜŜℕ ŘλăLJƧăl·ŦкY˙l·yl·ƎŜY˙Ŝyű ōŜλyƎ űƧ űKŜ /λűèΩă ăLJŜŎλŦλŎl·ŜƧyã øλűK ŘŜűl·λfă ōŜλyƎ ădzōY˙λűűŜŘ ŦƧℕ l·LJLJℕƧØl·f ōè űKŜ ² ! t / LJℕλƧℕ űƧ l·LJLJfèλyƎ ŦƧℕ l· ōdzλfŘλyƎ LJŜℕY˙λűT

λφ l· Y˙l·ÈλY˙dzY˙ ƧŦ пн ŜyƖ·yű Ŏl·ℕ LJl·ℕ˥λyƎ ōl·èă ōŜλyƎ LJℕƧØλŘŜŘ ƧyπăλŜŜ λy˙l·ŎŎƧℕŘl·yŎŜ øλűK űKŜ ŎdzℕℕŜyű LJℕƧØλăλƧyã ƧŦ űKŜ tŜℕűK tl·ℕ˥λyƎ tƧfλÔèƩ øλűK l·ff ŜyƖ·yű Ŏl·ℕ LJl·ℕ˥λyƎ ōl·èă ōŜλyƎ ŦƧℕ űKŜ ŜÈŎfdzăλØŜ dzăŜ ƧŦ űKŜ ŜyƖ·yűă Ƨℕ ƧŎŎdzLJl·yűă ƧŦ űKŜ ŘŜØŜfƧLJY˙Ŝyű l·yŘ yƧű ōŜλyƎ fŜl·ăŜŘ Ƨℕ ƧűKŜℕøλăŜ ℕŜăŜℕØŜŘ ŦƧℕ dzăŜ ƧŦ űKŜ ŜyƖ·yűă Ƨℕ ƧŎŎdzLJl·yűă ƧŦ ƧűKŜℕ ōdzλfŘλyƎă Ƨℕ ăλűŜăT

ƨφ űKŜ ŘλY˙ŜyăλƧyã ƧŦ l·ff Ŏl·ℕ LJl·ℕ˥λyƎ ōl·èăƩ l·λăfŜ øλŘűKă l·yŘ ŎλℕŎdzfl·űλƧy˙l·ℕŜl·ă ŎƧY˙LJfèλyƎ øλűK űKŜ !dzăűℕl·fλl·y˙{űl·yŘl·ℕŘ !{нуфлΦмƩ ŜyădzℕλyƎ űKl·ű ØŜKλŎfŜă Ŏl·y˙ŜyűŜℕ l·yŘ ŜÈλű űKŜ ōdzλfŘλyƎ λy˙ƦƧℕøl·ℕŘ ƎŜl·ℕT

˥φ l· ℕŜØλăŜŘ ² l·ăűŜ a l·yl·ƎŜY˙Ŝyű tfl·y˙ŎƧY˙LJfèλyƎ øλűK űKŜ /λűèΩă øl·ăűŜ ŎƧffŜŎűλƧy˙ℕŜIjdzλℕŜY˙Ŝyűă ōŜλyƎ LJℕŜLJl·ℕŜŘ λy˙ŎƧyãdzfűl·űλƧy˙øλűK űKŜ /λűè l·yŘ ōŜλyƎ ădzōY˙λűűŜŘ ŦƧℕ l·LJLJℕƧØl·f ōè űKŜ ² ! t / LJℕλƧℕ űƧ l·LJLJfèλyƎ ŦƧℕ űKŜ ℕŜfŜØl·yű ōdzλfŘλyƎ LJŜℕY˙λűT

fφ l·yè ăλƎyl·ƎŜ ŦƧℕ űKŜ ŘŜØŜfƧLJY˙Ŝyű ōŜλyƎ ŘŜăλƎyŜŘ l·ă l·y˙λyűŜƎℕl·f ŎƧY˙LJƧyŜyű ƧŦ űKŜ ŘŜØŜfƧLJY˙Ŝyű øλűK ŘŜűl·λfă ƧŦ l·yè ăλƎyl·ƎŜ ōŜλyƎ ădzōƨŜŎűƩ ƧŦ l· ăŜLJl·ℕl·űŜ l·LJLJfλŎl·űλƧy˙ŦƧℕ l·LJLJℕƧØl·f ōè űKŜ ² ! t /T

Yφ l· ŎƧyãűℕdzŎűλƧy˙ Y˙l·yl·ƎŜY˙Ŝyű LJfl·y˙ ŦƧℕ űKŜ LJℕƧLJƧăl·f ōŜλyƎ ădzōY˙λűűŜŘ ŦƧℕ l·LJLJℕƧØl·f ōè ² ! t /Ʃ λy˙ŎƧyãdzfűl·űλƧy˙øλűK űKŜ /λűèƩ LJℕλƧℕ űƧ l·LJLJfèλyƎ ŦƧℕ l· ōdzλfŘλyƎ LJŜℕY˙λűƩ ŘŜűl·λfλyƎ KƧø λű λă LJℕƧLJƧăŜŘ űƧ Y˙l·yl·ƎŜY

λφ űKŜ ŘŜfλØŜℕè ƧŦ Y˙l·ŜŜℕλl·fă l·yŘ ŜIjdzλLJY˙Ŝyű űƧ űKŜ ăλűŜT

λλφ űKŜ ăűƧℕl·ƎŜ ƧŦ Y˙l·ŜŜℕλl·fă l·yŘ ŜIjdzλLJY˙Ŝyű ƧyűKŜ ăλűŜT

λλλφ űKŜ LJl·ℕ˥λyƎ l·ℕℕl·yƎŜY˙Ŝyűă ŦƧℕ űKŜ ŎƧyűℕl·ŎűƧℕă l·yŘ ădzōŎƧyűℕl·ŎűƧℕăT

λØφ l·yè ŘŜøl·ŜŜℕλyƎ ƧŦ űKŜ ăλűŜT

Øφ ŎƧyãűℕdzŎűλƧykdzLJƎℕl·ŘλyƎ ƧŦ űKŜ ŎℕƧăăƧØŜℕT

Øλφ űKŜ LJℕƧűŜŎűλƧy˙ƧŦ ăűℕŜŜŜŜ ŜŜăl·yŘ l·yè ƧűKŜℕ /λűè l·ăăŜŜăT l·yŘ

Øλλφ ƧűKŜℕ Y˙l·ŜŜℕăă fλ˥Ŝfè űƧ λY˙LJl·Ŏű ƧyűKŜ ădzℕℕƧdzyŘλyƎ LJℕƧLJŜℕŜŜăφ

oφ w9v ¦9{¢{ ǘKŜ ² ! t / ǘƨ ŎƨyãƛŘŜℕ ℕŜØƛŜøƛyƎ ǘKŜ t l·ℕƭƛl·ϒŜyǘ l ƨdzăŜ tℕŜŎƛyŎǘ tƨƭƛŎè мфyo l·ŦǘŜℕ dzyŘŜℕǘl·ʅƛyƎ ϒl·ăǘŜℕ LJƭl·yƴƛyƎ Ŧƨℕ ǘKŜ LJℕŜŎƛyŎǘφ

. l·Ŏ⌊∃ℕ2dzyŘ

¢KŜ {ŭl·ŭŜ D2ØŜℕyY˘Ŝyŭ Kl·ă λyŭℕ2ŘdzŎŜŘ l· yŜø ŘŜØŜf2LJY˘Ŝyŭ l·LJLJŧλŎl·ŭλ2y˘LJℕ2ŎŜăă Ŧ2ℕ ăλƎyλŦλŎl·yŭ LJℕ2ℓŜŎŭă l·ă LJl·ℕŭ 2Ŧ ŭKŜ / h±L5πмф ŜŎ2y2Y˘λŎ ℕŜŎ2ØŜℕè LJŧl·yãφ t l·ℕŭ мт 2Ŧ ŭKŜ *Planning and Development Act 2005* Kl·ă ŭŜY˘LJ2ℕl·ℕλŧè Ŝăŭl·ōŧλăKŜŘ ŭKŜ ² ŜăŭŜℕyY˘ !dzăŭℕl·ŧλl·y˘ tŧl·yŷλyƎ /2Y˘Y˘λăăλ2y˘l·ă ŭKŜ ŘŜŎλăλ2yπY l·⌊λyƎ l·dzŭK2ℕλŭè Ŧ2ℕ l·LJLJŧλŎl·ŭλ2yã Ŧ2ℕ ăăλƎyλŦλŎl·yŭ ŘŜØŜf2LJY˘Ŝyŭé¢φ ¢KŜ l·LJLJŧλŎl·yŭ Kl·ă 2LJŭŜŘ Ŧ2ℕ ŭKλă LJℕ2ŎŜăăφ

tℕ2LJ2ăl·f

[l·yŘ2øyŜℕ	l l·ℕØŜăŭ ¢ŜℕJl·ŎŜ tŭè [ŭŘΣ {ŭl·ŭŜ 2Ŧ ² ŜăŭŜℕyY˘ !dzăŭℕJl·ŧλl·
!LJLJŧλŎl·yŭ	w2øŜ DℕdzLJΣ DℕŜƎ w2øŜ ó5λℕŜŎŭ2ℕù
½2yλyƎ	ó a w{ ½2yŜù ¦ℕōl·y˘½2yŜ ó/λŭè tŧl·yŷλyƎ {ŎKŜY˘Ŝ tℕŜŎλyŎŭù ² Ŝăŭ tŜℕŭK ó tмлù ó/λŭè tŧl·yŷλyƎ {ŎKŜY˘Ŝ ¦ăŜ !ℕŜl·ù /2Y˘Y˘ŜℕŎλl·f
!LJLJℕ2ÈλY˘l·ŭŜ /2ăŭ	Þол Y˘λffλ2y˘

мφ ¢KŜ /λŭèΩă Ŏ2Y˘Y˘Ŝyŭă l·ℕŜ ă2dz∃Kŭ λy˘ℕŜŧl·ŭλ2y˘ŭ2 l·y˘l·LJLJŧλŎl·ŭλ2y˘Ŧ2ℕ ŘŜØŜf2LJY˘Ŝyŭ l·LJLJℕ2Øl·f Ŧ2ℕ l· Ŧ2dzℕπăŭ2ℕŜè 2ŦŦλŎŜ ōdzλŧŘλyƎ LJŧdză l· ōl·ăŜY˘Ŝyŭ fŜØŜf Ŏl·ℕ LJl·ℕ⌊ ŭ2 l·ŎŎ2Y˘Y˘2Řl·ŭŜ tl·ℕŧλl·Y˘Ŝyŭl·ℕè 2ŦŦλŎŜă Ŧ2ℕ ŭKŜ {ŭl·ŭŜ D2ØŜℕyY˘Ŝyŭ l·ŭ мΣ o l·yŘ p ó[2ŭă нΣ рлл ɜ рлмú l l·ℕØŜăŭ ¢ŜℕJl·ŎŜΣ ² Ŝăŭ tŜℕŭKφ ¢KŜ ŘŜØŜf2LJY˘Ŝyŭ LJℕ2LJ2ăŜă l· LJŧ2ŭ ℕJl·ŭλ2 ŭ2ŭl·t Ŧŧ22ℕJ l·ℕŜl· 2Ŧ пΣтпмY˘ᴴΣ λyŎŧdzŘλyƎ ŭKŜ ŭℕJl·yãŦŜℕ 2Ŧ ppoY˘ᴴ 2Ŧ LJdzℕŎKl·ăŜŘ LJŧ2ŭ ℕJl·ŭλ2 Ŧŧ22ℕJ l·ℕŜl· Ŧℕ2Y˘ осл a dzℕℕJl·è {ŭℕŜŜŭΣ tŜℕŭK ó Ŧ2ℕY˘Ŝℕŧè !yŘℕŜøă l 2dzăŜù ăλŭŜφ ±ŜKλŎdzŧl·ℕ l·ŎŎŜăă ŭ2 ŭKŜ ōl·ăŜY˘Ŝyŭ fŜØŜf Ŏl·ℕ LJl·ℕ⌊ λă 2ŦŦ l l·ℕØŜăŭ ¢ŜℕJl·ŎŜφ

нφ ¢KŜ l·LJLJŧλŎl·yŭ Kl·ă l·ŘØλăŜŘ ŭKl·ŭ ŭKŜ ŘŜăλƎy˘l·LJLJℕ2l·ŎK Ŧ2ℕ ŭKŜ ōdzλŧŘλyƎ ø l·ă ŭ2 LJℕŜăŜyŭ l· ăλY˘LJŧŜ l·yŘ ŜŧŜƎl·yŭ Ŧl·œl·ŘŜ λy˘ƎŧŧI·ăă ŭ2 ℕŜŦŧŜŎŭ ŭKŜ KŜℕλŭl·ƎŜ l·ℕŎKλŭŜŎŭdzℕŜ 2Ŧ tl·ℕŧλl·Y˘Ŝyŭ l 2dzăŜφ ¢KŜ Ŧl·œl·ŘŜ Kl·ă l· ăŜℕλŜă 2Ŧ ℕJl·yŘ2Y˘ ăljdzl·ℕŜ l·yŘ ℕŜŎŭl·yƎdzŧl·ℕ ădzyãKl·ŘŜ ŜŧŜY˘Ŝyŭă ŭ2 Ŏ2dzyŭŜℕJl·Ŏŭ ŭKŜ Ŧ2ℕY˘l·ŧλŭè 2Ŧ tl·ℕŧλl·Y˘Ŝyŭ l 2dzăŜφ !ŭ ăŭℕŜŜŭ fŜØŜfΣ ŭKŜ ōdzλŧŘλyƎ λă ŎŧŧI·ŘŘŜŘ λy˘ăl·yŘăŭ2yŜ ŭ2 ℕŜŦŧŜŎŭ ŭKŜ Y˘l·ŭŜℕλl·ŧλŭè 2Ŧ tl·ℕŧλl·Y˘Ŝyŭ l 2dzăŜ øλŭK ăλƎyλŦλŎl·yŭ ŧl·yŘăŎl·LJλyƎ ō2ŭK l·ŭ Ǝℕ2dzyŘ fŜØŜf l·yŘ LJ2ŘλdzY˘ fŜØŜf dzăλyƎ l· Ø l·ℕλŜŭè 2Ŧ !dzăŭℕJl·ŧλl·y˘yl·ŭλØŜ LJŧl·yŭăφ

oφ 5ŜŭI·λŧă 2Ŧ ŭKŜ LJℕ2LJ2ăŜŘ ŘŜØŜf2LJY˘Ŝyŭ l·ℕŜ l·ă Ŧ2ff2øăY

{dzōπ. l·ăŜY˘Ŝyŭ [ŜØŜf	¢Kλă fŜØŜf Ŏ2yŭl·λyã ŭKŜ ŭℕJl·yãŦ2ℕY˘ŜℕΣ LJdzY˘LJă l·yŘ ŭl·y⌊ă Ŧ2ℕ ŭKŜ ōdzλŧŘλyƎφ
. l·ăŜY˘Ŝyŭ [ŜØŜf	¢KŜ ōl·ăŜY˘Ŝyŭ fŜØŜf λyŎŧdzŘŜă LJl·ℕ⌊λyƎ Ŧ2ℕ πy ØŜKλŎŧŜăΣ 2yŜ dzyλØŜℕăl·f l·ŎŎŜăă LJl·ℕ⌊λyƎ ōl·èΣ l· ăŜℕØλŎŜ ōl·è l·yŘ ŭKℕŜŜ Y˘2ŭ2ℕŎèŎŧŜ LJl·ℕ⌊λyƎ ōl·èăφ ¢Kλă fŜØŜf l·fă2 λyŎŧdzŘŜă l· ōλ⌊Ŝ ăŭ2ℕŜ Ŧ2ℕ нп ōλŎèŎŧŜăΣ ŜyŘ 2Ŧ ŭℕλLJ Ŧl·ŎλŧλŭλŜă λyŎŧdzŘλyƎ f2Ŏ⌊ŜℕăΣ ăK2øŜℕă l·yŘ ōl·ŭKℕ22Y˘ăΣ ōλy˘ăŭ2ℕŜΣ ŧλŦŭ l·yŘ ăŭl·λℕ l·ŎŎŜăă ŭ2 ŭKŜ dzLJLJŜℕ fŜØŜfφ

DɴƧdzyŘ [ŜØŜf	!ŎŎŜăă ǘƧ ǘKŜ ƎɴƧdzyŘ fŜØŜf ƛă Øƛl· ăǘl·ƛɴă l·yŘ l· ɴl·YLJ ƧŦŦ tl·ɴfƛl·YŜyǘ tfl·ŎŜ l·yŘ ƛyŎfdzŘŜă l·y Ŝyǘɴѐ fƧōōѐΣ мΣллсYᴴ ƧŦ ƧŦŦƛŎŜ ŦfƧƧɴ l·ɴŜl·Σ ōl·ǘKɴƧƧYă l·yŘ fƛŦǘ l·yŘ ăǘl·ƛɴăφ
[ŜØŜfă м π о	¢KŜăŜ fŜØŜfă ŎƧyǘl·ƛy мΣнпрYᴴ ƧŦ ƧŦŦƛŎŜ ŦfƧƧɴ l·ɴŜl·Σ l· ŎŜyǘɴl·f ŎƧɴŜ ŎƧyǘl·ƛyƛyƎ ǘKŜ fƛŦǘăΣ ăǘl·ƛɴăΣ fƛŦǘ fƧōōѐ l·yŘ ōl·ǘKɴƧƧY Ŧl·ŎƛfƛǘƛŜăφ
wƧƧŦ [ŜØŜf	¢Kƛă fŜØŜf ŎƧyǘl·ƛyã ǘKŜ l·ƛɴπŎƧyŘƛǘƛƧyƛyƎ LJfl·yǘ l·yŘ fƛŦǘ ƧØŜɴ ɴdzyφ

/ƧYLJfƛl·yŎŜ ǿƛǘK tfl·yyƛyƎ {ŎKŜYŜ

[l·yŘ ¦ăŜ

пφ ¢KŜ ădzōƧŜŎǘ ăƛǘŜ ƛă ǿƛǘKƛyǘKŜ /ƧYYŜɴŎƛl·f ¦ăŜ !ɴŜl· ƧŦ ǘKŜ ² Ŝăǘ tŜɴǘK tɴŜŎƛyŎǘ ƧŦ /ƛǘѐ tfl·yyƛyƎ {ŎKŜYŜ bƧφ н ó/ t{нǘφ Lǘ ƛă ŜyØƛăl·ƎŜŘ ǘKl·ǘ ǘKŜ ² Ŝăǘ tŜɴǘK tɴŜŎƛyŎǘ ǿƛff ŎƧyǘƛyƧzŜ ǘƧ ŘŜØŜfƧLJ l·ă l· fƛØƛyƎ l·yŘ ǿƧɴʅƛyƎ ŜyØƛɴƧyYŜyǘ ăŜǘ ƛy ăLJl·ŎƛƧdză fl·yŘăŎl·LJŜŘ ădzɴɴƧdzyŘăΣ ɴŜŦfŜŎǘƛyƎ ǘKŜ ƧɴƛƎƛyl·f ŎƧyŎŜLJǘ ŦƧɴ ǘKƛă l·ɴŜl· ƧŦ l· Ǝl·ɴŘŜy ƧŦŦƛŎŜ к ɴŜăƛŘŜyǘƛl·f ŘƛăǘɴƛŎǘφ !yΨhŦŦƛŎŜΩ dzăŜ ƛă l· LJɴŜŦŜɴɴŜŘ óΨtΩǘ dzăŜ ǿƛǘKƛyǘKŜ ² Ŝăǘ tŜɴǘK tɴŜŎƛyŎǘφ

5ŜØŜfƧLJYŜyǘ wŜljdzƛɴŜYŜyǘă

pφ 5ŜØŜfƧLJYŜyǘ ƛyǘKŜ LJɴƧѐƛYƛǘѐ ƧŦ tl·ɴfƛl·YŜyǘ lƧdzăŜ l·yŘ tl·ɴfƛl·YŜyǘ lƛff ăKƧdzfŘ ōŜ ăŜǘōl·Ŏʅ ŦɴƧY ǘKŜ ăǘɴŜŜǘ l·fƛƎyYŜyǘΣ LJɴƧØƛŘŜ fl·yŘăŎl·LJƛyƎ l·yŘ ōŜ ƧŦ l· ăŎl·fŜΣ KŜƛƎKǘ l·yŘ Yl·ǘŜɴƛl·fă ǘKl·ǘ l·ɴŜ ŎƧYLJfŜYŜyǘl·ɴѐ ǘƧ ǘKƛă ƛYLJƧɴǘl·yǘ ōdzƛfŘƛyƎ l·yŘ fƧŎl·ǘƛƧyφ

cφ ¢KŜ LJɴƧLJƧăl·f Kl·ă ōŜŜy l·ăăŜăăŜŘ l·Ǝl·ƛyãǘ ǘKŜ /t{н l·yŘ tl·ɴfƛl·YŜyǘ lƧdzăŜ tɴŜŎƛyŎǘ tƧfƛŎѐ мфуо ɴŜljdzƛɴŜYŜyǘă l·yŘ ƛă ădzYYl·ɴƛăŜŘ ōŜfƧǿY π

5ŜØŜfƧLJYŜyǘ {ǘl·yŘl·ɴŘ	tɴƧLJƧăŜŘ	tŜɴYƛǘǘŜŘкwŜljdzƛɴŜŘ
a l·ѐƛYdzY tfƧǘ wl·ǘƛƧY	нφнсYм óпΣтпмYᴴǘ ƛyŎfdzŘƛyƎ l· ǘɴl·yãŦŜɴ ƧŦ ppoYᴴ ƧŦ LJfƧǘ ɴl·ǘƛƧ ŦfƧƧɴ l·ɴŜl·	нYм óпΣмуyYᴴǘ
.dzƛfŘƛyƎ lŜƛƎKǘ ótl·ɴfƛl·YŜyǘ lƧdzăŜ tɴŜŎƛyŎǘ tƧfƛŎѐǘ /ƧɴyŜɴ ƧŦ ll·ɴØŜăǘ ¢Ŝɴɴl·ŎŜ ϧ tl·ɴfƛl·YŜyǘ tfl·ŎŜ	мтφуо YŜǘɴŜă	мпφу YŜǘɴŜă
tl·ɴfƛl·YŜyǘ tfl·ŎŜ	мтφу YŜǘɴŜă	моφо YŜǘɴŜă

5ŜØŜfƧLJƴŜyű {űl·yŘl·ŃŘ	tŃƧLJƧăŜŘ	tŜŃƴƛűűŜŘкwŜljdzƛŃŜŘ
l l·ŃØŜăű ¢ŜŃŃl·ŎŜ	**нлфср ƴŜűŃŜă**	мсфмр ƴŜűŃŜă
{Ŝűōl·ŎĮăƴ		
t l·Ńƒƛl·ƴŜyű tƒl·ŎŜ		
DŃƧdzyŘ ŦƒƧƧŃ	сфпп ƴŜűŃŜă	с ƴŜűŃŜă
¦LJLJŜŃ [ŜØŜfă	**пфр ƴŜűŃŜă**	с ƴŜűŃŜă
l l·ŃØŜăű ¢ŜŃŃl·ŎŜ		
[ƧøŜŃ .dzƛfŘƛyƎ [ŜØŜf	офтрƴŜűŃŜă	bƛf
¦LJLJŜŃ .dzƛfŘƛyƎ [ŜØŜf	офтр ƴŜűŃŜă	bƛf
{ƛŘŜкwŜl·Ń ς bƧŃűK		
[ƧøŜŃ .dzƛfŘƛyƎ [ŜØŜf	офтрƴŜűŃŜă	bƛf
¦LJLJŜŃ .dzƛfŘƛyƎ [ŜØŜf	офтр ƴŜűŃŜă	о ƴŜűŃŜă
{ƛŘŜ ς ² Ŝăű		
[ƧøŜŃ .dzƛfŘƛyƎ [ŜØŜf	офтр ƴŜűŃŜă	bƛf
¦LJLJŜŃ .dzƛfŘƛyƎ [ŜØŜf	офтр ƴŜűŃŜă	о ƴŜűŃŜă
/ l·Ń t l·ŃĮƛƴƎƴ	**пу ōl·ěă**	пн ōl·ěă óƴl·Ěƛƴdzƴú
.ƛŎěŎfŜ t l·ŃĮƛƴƎƴ	нп ōl·ěă	ф ōl·ěă óƴƛyƛƴdzƴú

{ǘl·ǘŜ tfl·yƴƛyƎ tƨfƛŎѐ тфл ς 5ŜăƛƎƴ ƨŦ ǘKŜ . dzƛfǘ 9yØƛɴƨyƴŜyǘ

тф {ǘl·ǘŜ tfl·yƴƛyƎ tƨfƛŎѐ тфл ς 5ŜăƛƎƴ ƨŦ ǘKŜ . dzƛfǘ 9yØƛɴƨyƴŜyǘ l·ŘŘɴŜăăŜă ŘŜăƛƎƴ ljdzl·fƛǘѐ l·yŘ ōdzƛfǘ Ŧƨɴƴ ƨdzǘŎƨƴŜă ăŜŜʅƛyƎ ǘƨ ŘŜfƛØŜɴ ǘKŜ ōɴƨl·Ř ŜŎƨyƨƴƛŎΣ ŜyØƛɴƨyƴŜyǘl·fΣ ăƨŎƛl·f l·yŘ Ŏdzfǘdzɴl·f ōŜyŜŦƛǘă ǘKl·ǘ ŘŜɴƛØŜ Ŧɴƨƴ ƎƨƨŘ ŘŜăƛƎƴ ƨdzǘŎƨƴŜăф Lǘ ăŜǘă ƨdzǘ ǘKŜ ƨōƨŜŎǘƛØŜăΣ ƴŜl·ădzɴŜăΣ LJɴƛyŎƛLJfŜă l·yŘ LJɴƨŎŜăăŜă øKƛŎK l·LJLJfѐ ǘƨ ǘKŜ ŘŜăƛƎƴ l·yŘ l·ăăŜăăƴŜyǘ ƨŦ ōdzƛfǘ ŜyØƛɴƨyƴŜyǘ LJɴƨLJƨăl·fă ǘKɴƨdzƎK ǘKŜ LJfl·yƴƛyƎ ăѐăǘŜƴф

yф ¢KŜ l·LJLJfƛŎl·yǘ Kl·ă LJɴƨØƛŘŜŘ ǘKŜƛɴ ɴŜăLJƨyãŜ ǘƨ ǘKŜ ŘŜăƛƎƴ LJɴƛyŎƛLJfŜă ƨŦ ǘKŜ LJƨfƛŎѐΣ øKƛŎK ƛă ădzƴƴl·ɴƛăŜŘ ōŜfƨøƴ

5ŜăƛƎƴ tɴƛyŎƛLJfŜ	/ƨƴƴŜyǘă
мф /ƨyǘŜѐǘ l·yŘ /Kl·ɴl·ŎǘŜɴ DƨƨŘ ŘŜăƛƎƴ ɴŜăLJƨyŘă ǘƨ l·yŘ ŜyKl·yŎŜă ǘKŜ ŘƛăǘƛyŎǘƛØŜ ŎKl·ɴl·ŎǘŜɴƛăǘƛŎă ƨŦ l· fƨŎl·f l·ɴŜl·Σ ŎƨyǘɴƛōdzǘƛyƎ ǘƨ l· ăŜyãŜ ƨŦ LJfl·ŎŜф	*The design approach is for a simple contemporary structure of its time that stitches into the immediate built form commercial context of West Perth. This design approach works to define the edge of the Parliament House Precinct. A contrast in built form is created between the surrounding open green spaces and heritage buildings of the precinct and the adjacent commercial density of the City. The width of the streets to both Harvest Terrace and Parliament Place, together with the existing mature landscaping, provides a significant buffer and screening to manage the visual impression of the proposal on this unique cultural landscape.* *The materiality of the proposal, primarily through the using glazing, has a unique surface language of its own that is in purposeful contrast to Parliament House and Harvest House. This contrast ensures that the heritage context retains its own identity, building on the sympathetic commercial character of West Perth. This approach embodies the basic principle to preserve the originality and character of the context without competing with it. To help ground the proposal in its locality, the use of Donnybrook Sandstone cladding to the perimeter wall provides synergy to the material palette of Parliament House and a tangible connection between the old and new. This wall also helps to frame views towards Parliament House. The recent introduction of low level, perimeter landscaping to the two street frontages is reflective of the similar berm landscaping at Parliament House and more so West Perth generally.*
нф [l·yŘăŎl·LJŜ vdzl·fƛǘѐ DƨƨŘ ŘŜăƛƎƴ ɴŜŎƨƎyƛăŜă ǘKl·ǘ ǘƨƎŜǘKŜɴ fl·yŘăŎl·LJŜ l·yŘ ōdzƛfŘƛyƎă ƨLJŜɴl·ǘŜ l·ă l·ƴ ƛyǘŜƎɴl·ǘŜŘ l·yŘ ădzăǘl·ƛyl·ōfŜ	*The perimeter walls have been lowered to follow the ground level contours with an average height of 600 – 1,200mm with planting included additional deep root planting zones surrounding the building at the pedestrian level. The revised perimeter walls are clad in Donnybrook Sandstone complimenting the materiality of Parliament House.*

5ŜăƛƎy tɴƛyŎƛLƒŜ	/ƻYYŜyűă
ăèăűŜYΣ ǿƛűKƛy l· ōɴƻl·ŘŜɴ ŜŎƻƒƻƎƛŎl·f ŎƻyűŜÈűφ	
oφ . dzƛfű CƻɴY l·yŘ {Ŏl·fŜ DƻƻŘ ŘŜăƛƎy ŜyãdzɴŜă űKl·ű űKŜ Yl·ăăƛyƎ l·yŘ KŜƛƎKű ƻŦ ŘŜǾŜƒƻLJYŜyű ƛă l·LJLJɴƻLJɴƛl·űŜ űƻ ƛűă ăŜűűƛyƎ l·yŘ ădzŎŎŜăăŦdzffè yŜƎƻűƛl·űŜă ōŜűǿŜŜy ŜÈƛăűƛyƎ ōdzƛfű ŦƻɴY l·yŘ űKŜ ƛyűŜyŘŜŘ ŦdzűdzɴŜ ŎKl·ɴl·ŎűŜɴ ƻŦ űKŜ fƻŎl·f l·ɴŜl·φ	*Adjacent buildings within the street block are of a similar height and massing to the proposed building, providing a contextually appropriate bulk and scale. The proposed development incorporates taller floor to floor heights reflective of the need and functions of the ultimate tenant, which results in a minor variation to total development height. The increase in height allows for the construction of a corner statement, reinforced by the subtle built form articulation, which is consistent with the prevailing scale of development.*
πφ CdzyŎűƛƻyl·fƛűè l·yŘ . dzƛfŘ vdzl·fƛűè DƻƻŘ ŘŜăƛƎy YŜŜűă űKŜ yŜŜŘă ƻŦ dzăŜɴă ŜŦŦƛŎƛŜyűfè l·yŘ ŜŦŦŜŎűƛǾŜfèΣ ōl·fl·yŎƛyƎ ŦdzyŎűƛƻyl·f ɴŜljdzƛɴŜYŜyűă űƻ LJŜɴŦƻɴY ǿŜff l·yŘ ŘŜfƛǾŜɴ ƻLJűƛYdzY ōŜyŜŦƛű ƻǾŜɴ űKŜ ŦdzffƒƛŦŜπŎèŎfŜφ	*The development is to be constructed to a high standard, achieving a 5-star Green Star rating. The material selections of Donnybrook Sandstone, Bluestone, Glass and Aluminium are easy to maintain and will last the full lifecycle of the building. The building services are of the highest standard and the internal spaces are being delivered as a cold shell, providing complete flexibility for interior fit out.*
pφ {dzăűl·ƛyl·ōƛfƛűè DƻƻŘ ŘŜăƛƎy ƻLJűƛYƛăŜă űKŜ ădzăűl·ƛyl·ōƛfƛűè ƻŦ űKŜ ōdzƛfű ŜyǾƛɴƻyYŜyűΣ ŘŜfƛǾŜɴƛyƎ LJƻăƛűƛǾŜ ŜyǾƛɴƻyYŜyűl·fΣ ăƻŎƛl·f l·yŘ ŜŎƻyƻYƛŎ ƻdzűŎƻYŜă	*The proposed development will target a building classification of 5-star Green Star rating. The site is well serviced by public transport and pedestrian / cycling infrastructure, located within 200 metres of the red and green cat service routes. The site is approximately 400 metres from Water Town shopping centre and 500 metres south east of Hay Street commercial area.* *The development will directly contribute to the State's economic recovery through construction activity. The expected construction time is 33 months and it is anticipated it will create up to 250 construction jobs.*
cφ ! YŜyƛűè DƻƻŘ ŘŜăƛƎy LJɴƻǾƛŘŜă ădzŎŎŜăăŦdzf LJfl·ŎŜă űKl·ű ƻŦŦŜɴ l·Ǿl·ɴƛŜűè ƻŦ dzăŜă l·yŘ l·ŎűƛǾƛűƛŜă ǿKƛfŜ ƻLJűƛYƛăƛyƎ ƛyűŜɴyl·f l·yŘ ŜÈűŜɴyl·f l·YŜyƛűè Ŧƻɴ ƻŎŎdzLJl·yűăΣ Ǿƛăƛűƻɴă l·yŘ yŜƛƎKōƻdzɴăΣ LJɴƻǾƛŘƛyƎ ŜyǾƛɴƻyYŜyűă űKl·ű l·ɴŜ	*The building has a specific, 'built for purpose' design outcome with particular attention given to the security of access and egress. The nature of these systems is mitigated by the inviting landscaped perimeter and unobstructed sightlines surrounding the development. The public entrance satisfies all universal access requirements, with enhanced legibility provided through change in form and materiality.*

5Ŝăλ∃y˜ tℕλyŎλLJtŜ	/2YYŜyŭă
Ŏ2YŦ2ℕŭI·õtŜΣ LJℕ2ŘdzŎŭλØŜ I·yŘ KŜI·tŭKè	
тф [Ŝ∃λõλŭŭè D22Ř ŘŜăλ∃y˜ ℕŜădztŭă λy˜ õdzλtŘλy∃ă I·yŘ LJtI·ŎŜă ŭKI·ŭ I·ℕŜ fŜ∃λõtŜΣ øλŭK ŎtŜI·ℕ Ŏ2y˜yŜŎŭλ2yã I·yŘ ŜI·ăλtè λŘŜyŭλŦλI·õtŜ ŜtŜYŜyŭă ŭ2 KŜtLJ LJŜ2LJtŜ ŦλyŘ ŭKŜλℕ ø I·è I·ℕ2dzyŘ	*Access legibility is provided through 'at-grade' pedestrian access to the ground level, emphasised through form and materiality variation, and the separation of vehicular access located to the north of the Site to minimise pedestrian vehicular conflicts. Safe pedestrian and vehicular sightlines have been considered to maximise safety. The entrance at ground level is recessed in the form of a colonnade making it highly legible from the street.*
уф {I·ŦŜŭè D22Ř ŘŜăλ∃y˜ 2LJŭλYλăŜă ăI·ŦŜŭè I·yŘ ăŜŎdzℕλŭèΣ Yλ˜yλYλăλy∃ ŭKŜ ℕλăʅ 2Ŧ LJŜℕă2yI·t KI·ℕY I·yŘ ădzLJLJ2ℕŭλy∃ ăI·ŦŜ õŜKI·Øλ2dzℕ I·yŘ dzăŜф	*The nature of a Parliament Annexe office building requires the highest levels of occupant and visitor security be incorporated into passive and active security systems. The design proposal addresses all CPTED principles through establishing clear line of sight from within the building to the footpath, between the public and private realms and minimises any potential locations for concealment.*
фф /2YYdzyλŭè D22Ř ŘŜăλ∃y˜ ℕŜăLJ2yŘă ŭ2 f2ŎI·t Ŏ2YYdzyλŭè yŜŜŘă I·ă øŜft I·ă ŭKŜ øλŘŜℕ ă2ŎλI·t Ŏ2yŭŜÈŭΣ LJℕ2ØλŘλy∃ ŜyØλℕ2y˜YŜyŭă ŭKI·ŭ ădzLJLJ2ℕŭ I·ŘλØŜℕăŜ ℕI·y∃Ŝ 2Ŧ LJŜ2LJtŜ I·yŘ ŦI·ŎλtλŭI·ŭŜ ă2ŎλI·t λyŭŜℕI·Ŏŭλ2yф	*By virtue of the ultimate tenant of the development, the proposal responds to the needs of the community.*
млф ! ŜăŭKŜŭλŎă D22Ř ŘŜăλ∃y˜ λă ŭKŜ LJℕ2ŘdzŎŭ 2Ŧ I· ăʅλftŜŘΣ ∂dzŘλŎλ2dză ŘŜăλ∃y˜ LJℕ2ŎŜăă ŭKI·ŭ ℕŜădztŭă λy˜ I·ŭŭℕI·ŎŭλØŜ I·yŘ λyØλŭλy∃ ŏdzλtŘλy∃ă I·yŘ LJtI·ŎŜă ŭKI·ŭ Ŝy∃I·∃Ŝ ŭKŜ ăŜyăŜăф	*There are several examples of contemporary glass architecture adjacent to heritage buildings nationally and internationally. The juxtaposition of architectural form, which is reflective of contemporary development trends, avoids any notion of 'faux' heritage while acting as a counterpoint to the materiality, detail and massing of the heritage built form.* *Relevant examples: Victorian Parliamentary Members Annexe, Finnish Parliamentary Annexe, One Canberra Avenue, London Natural History Museum and most recently our new Perth Museum.*

{ǘl·ʅŜKƨfŘŜɴ 9yƎl·ƎŜYŜyǘ

фф bƨ l·ŘØŜɴǘƛăƛyƎ ƨɴ ăǘl·ʅŜKƨfŘŜɴ ŜyƎl·ƎŜYŜyǘ ƛy ɴŜfl·ǘƛƨy ǘƨ ǘKŜ l·LJLJfƛŎl·ǘƛƨy ǿl·ă dzyŘŜɴǘl·ʅŜy ōè ǘKŜ /ƛǘè yƨǘƛyƎ ǘKl·ǘ ǘKŜ ² ! t / ƛă ǘKŜ l·dzǘKƨɴƛǘè ɴŜăLJƨyãƛōfŜ Ŧƨɴ ŎƨyãdzfǘƛyƎ ǿƛǘK l·yè l·ƎŜyŎƛŜă ƨɴ ăǘl·ʅŜKƨfŘŜɴă l·ă ɴŜljdzƛɴŜŘф

5ŜŎƛăƛƨy LYLJfƛŎl·ǘƛƨyã

млф ¢KŜ ² ! t / l·ɴŜ ǘKŜ ɴŜăLJƨyãƛōfŜ l·dzǘKƨɴƛǘè Ŧƨɴ Ǝɴl·yǘƛyƎ ŘŜØŜfƨLJYŜyǘ l·LJLJɴƨØl·f Ŧƨɴ ǘKƛă ŘŜØŜfƨLJYŜyǘ l·yŘ ǘKŜ /ƛǘèΩă ɴŜăƨfdzǘƛƨy l·ă l· ɴŜŦŜɴɴl·f l·dzǘKƨɴƛǘè ǿƛff ŦƨɴY LJl·ɴǘ ƨŦ ǘKŜ l·ăăŜăăYŜyǘ l·yŘ ŎƨyãƛŘŜɴl·ǘƛƨy LJɴƛƨɴ ǘƨ ǘKŜ Ŧƛyl·f ŘŜǘŜɴYƛyl·ǘƛƨyф

Cƛyl·yŎƛl·f LYLJfƛŎl·ǘƛƨyã

ммф ¢KŜɴŜ l·ɴŜ yƨ ŘƛɴŜŎǘ Ŧƛyl·yŎƛl·f ƛYLJfƛŎl·ǘƛƨyã Ŧƨɴ ǘKŜ /ƛǘè ɴŜfl·ǘƛyƎ ǘƨ ǘKŜ ɴŜŎƨYYŜyŘl·ǘƛƨy ǿƛǘKƛy ǘKƛă ɴŜLJƨɴǘф

{ǘɴl·ǘŜƎƛŎΣ [ŜƎl·f l·yŘ tƨfƛŎè LYLJfƛŎl·ǘƛƨyã

{ǘɴl·ǘŜƎƛŎ	
{ǘɴl·ǘŜƎƛŎ /ƨYYdzyƛǘè tfl·y ! ăLJƛɴl·ǘƛƨyŸ	tfl·ŎŜ ! ǿŜffπLJfl·yyŜŘ l·yŘ ŦdzyŎǘƛƨyl·f ōdzƛfǘ ŦƨɴY ŜyØƛɴƨyYŜyǘΣ LJɴƨYƨǘƛyƎ ǿƨɴfŘ Ŏfl·ăă l·ɴŎKƛǘŜŎǘdzɴŜΣ l·LJLJɴŜŎƛl·ǘƛƨy ƨŦ KŜɴƛǘl·ƎŜΣ ŘƛØŜɴăƛǘè ƨŦ fl·yŘ dzăŜ l·yŘ l· ădzăǘl·ƛyl·ōfŜΣ l·ŦŦƨɴŘl·ōfŜ l·yŘ l·ŎŎŜăăƛōfŜ ƛyǘŜƎɴl·ǘŜŘ ǘɴl·yãLJƨɴǘ ăèăǘŜYф
{ǘɴl·ǘŜƎƛŎ /ƨYYdzyƛǘè tfl·y hōƨŜŎǘƛØŜY	нфс {ǘƛYdzfl·ǘƛyƎΣ ŦdzyŎǘƛƨyl·f l·yŘ l·ǘǘɴl·ŎǘƛØŜ ŘŜăƛƎy ƨdzǘŎƨYŜă l·Ŏɴƨăă l·ff ŘŜØŜfƨLJYŜyǘăф
LăădzŜ {LJŜŎƛŦƛŎ {ǘɴl·ǘŜƎƛŜă l·yŘ tfl·yãY	

[ŜƎl·f l·yŘ tƨfƛŎè	
[ŜƎƛăfl·ǘƛƨyŸ	*Planning and Development Act 2005* *Planning and Development (Local Planning Schemes) Regulations 2015* *City Planning Scheme No.2* *Metropolitan Region Scheme* *City of Perth Act 2016*
[ŜƎl·f l·ŘØƛŎŜY	bƨǘ l·LJLJfƛŎl·ōfŜ

t2ŧλÕè	t l·ℕŧλl·Y˜Ŝyűˇ l 2dzăŜ tℕŜÕλyÕűˇ t2ŧλÕè мφуо {űl·űŜ tfl·yÿλyƎ t2ŧλÕè тφл π 5Ŝăλ∃y˜2Ŧ űKŜ .dzλŧűˇ 9yØλℕ2yYˇŜyűˇ пφм /λűè 5ŜØŜŧ2LJYˇŜyűˇ 5Ŝăλ∃y˜DdzλŘŜŧλyŜă пφп .dzλŧŘλyƎ l ŜλƎKűă l·yŘ {Ŝűōl·Ŏ˥ă пφрφн ¢ℕl·yãŦŜℕ t f2ű wl·ûλ2 рφм t l·ℕ˥λyƎ t2ŧλÕè рφо .λÕèŎŧŜ t l·ℕ˥λyƎ l·yŘ 9yŘ 2Ŧ W2dzℕyŜè Cl·ÕλŧűûλŜă

5λăÕdzăăλ2y˜

¢ℕl·yãŦŜℕ 2Ŧ t f2ű wl·ûλ2

мнφ Ly˜l·ŎÕ2ℕŘl·yÕŜ øλűK /fl·dzăŜ олóрú 2Ŧ / t {нΣ ûKŜ l·LJLJŧλÕl·ûλ2y˜LJℕ2LJ2ăŜă ûKŜ ûℕl·yãŦŜℕ 2Ŧ ppoYч 2Ŧ ûℕl·yãŦŜℕl·ōfŜ LJf2ű ℕl·ûλ2 Ŧℕ2Y˜ осл a dzℕℕl·è {ûℕŜŜûΣ tŜℕûK óŦ2ℕYˇŜℕfè !yŘℕŜøă l 2dzăŜú øKλÕK λă fλăûŜŘ λy˜ûKŜ /λûèΩă wŜ∃λăûŜℕ 2Ŧ ¢ℕl·yãŦŜℕℕŜŘ tf2ű wl·ûλ2 l·ă l· Ř2y2ℕ ăλûŜφ

моφ Lűλă y2ûŜŘ ûKl·ű dzyŘŜℕ / t {н ûKŜ /λûè Kl·ă y2 l·dzûK2ℕλûè ű2 l·LJLJℕ2ØŜ LJf2ű ℕl·ûλ2 Ŧ2ℕ l·yè ŘŜØŜŧ2LJYˇŜyűˇ ŜÈÕŜŜŘλyƎ ûKŜ LJf2ű ℕl·ûλ2 Ŧ2ℕ l·yè f2ű dzyŧŜăă ûKŜ l·LJLJℕ2Ø˥·t λă λăădzŜŘ λyÕŧdzăλØŜ 2Ŧ ō2yŧdză LJf2ű ℕl·ûλ2 2ℕ ûℕl·yãŦŜℕ 2Ŧ LJf2ű ℕl·ûλ2 Ŧℕ2Y˜ l· KŜℕλûl·∃Ŝ ăλûŜ dzyŘŜℕ ûKŜ ℕŜfŜØl·yűˇ LJℕ2Øλăλŧyãˇ 2Ŧ / t {нφ

мпφ ¢KŜ l·LJLJŧλÕl·yűˇ Kl·ă y2ű LJℕ2ØλŘŜŘ ŜØλŘŜyÕŜ 2Ŧ l·y˜l·∃ℕŜŜYˇŜyűˇ 2ℕ l· Ŏ2yûℕl·Ŏûˇ 2Ŧ ăl·fŜ Ŧ2ℕ ûKŜ LJf2ű ℕl·ûλ2 ûℕl·yãŦŜℕ Ŧℕ2Y˜ осл a dzℕℕl·è {ûℕŜŜûˇ l·yŘ ûKŜ fl·yŘ2øyŜℕăˇ 2Ŧ ûKŜ Ř2y2ℕ ăλûŜ Kl·ă y2ûˇ ăλ∃yŜŘ ûKŜ ŘŜØŜf2LJYˇŜyűˇ l·LJLJŧλÕl·ûλ2y˜Ŧ2ℕYˇă l·ă ℕŜljdzλℕŜŘ dzyŘŜℕ ûKŜ /λûèΩă ¢ℕl·yãŦŜℕ 2Ŧ tf2ű wl·ûλ2 t2ŧλÕè¢φ ¢Kλă Y˜l·ûûŜℕ øλŧf Kl·ØŜ ûˇ2 ōŜ ℕŜă2ŧØŜŘ LJℕλ2ℕ ûˇ2 ûKŜ l·LJLJŧλÕl·ûλ2y˜ ōŜλyƎ ŘŜûŜℕYˇλyŜŘ 2ℕ l·ă l· Ŏ2yŘλûλ2y˜ 2Ŧ l·yè l·LJLJℕ2Ø˥·f¢ Lűˇ λă ûKŜℕŜŦ2ℕŜ ℕŜŏ2YYˇŜyŘŜŘ ûKl·ű ûKŜ /λûè λă y2ű ădzLJLJ2ℕûλØŜ Ŧ2ℕ ûKŜ l·ŘŘλûλ2y˥·f LJf2ű ℕl·ûλ2 ûˇ2 ōŜ l·LJLJℕ2ØŜŘ dzyûˇŧ ădzÕK ûˇλYˇŜ l·ă ûKŜ ℕŜljdzλℕŜŘ ŜØλŘŜyÕŜ λă LJℕ2ØλŘŜŘ ûKl·ű ûKŜ LJf2ű ℕl·ûλ2 Kl·ă ōŜŜy˜ăŜŏdzℕŜŘ LJℕλ2ℕ ûˇ2 ûKŜ ōdzλŧŘλyƎ ōŜλyƎ Ŏ2yăûℕdzŏûŜŘ

.dzλŧŘλyƎ C2ℕYˇ l·yŘ a l·ûŜℕλl·ŧă

мрφ ¢KŜ t l·ℕŧλl·Y˜Ŝyűˇ l 2dzăŜ tℕŜŏλyŏûˇ t2ŧλÕè óøKλŏK λă l· {ûl·ûŜ D2ØŜℕyYˇŜyűˇ t2ŧλÕè ℕŜŦŜℕℕŜŘ ûˇ2 λy˜ / t {нú ăûl·ûŜă ûKl·ű ûKŜ dzăŜ 2Ŧ fl·ℕ∃Ŝ l·ℕŜl·ă 2Ŧ KλƎKŧè ℕŜŦŧŜŏûλØŜ Y˜l·ûŜℕλl·ŧă λă y2ű ădzLJLJ2ℕûŜŘ λy˜ûKŜ Lyÿ˜ŜℕŜ t l·ℕŧλl·Y˜Ŝyűˇ tℕŜŏλyŏûˇφ l λƎKŧè ℕŜŦŧŜŏûλØŜ Y˜l·ûŜℕλl·ŧă λyŏŧdzŘŜ ∃ŧl·ăă l·yŘ LJ2ŧλăKŜŘ l·ŧdzYˇλyλdzYˇφ ¢KŜ t2ŧλÕè l·ŧă2 ℕŜljdzλℕŜă ûKl·ű ōdzλŧŘλyƎ Ŧ2ℕYˇ l·yŘ Yˇl·ûŜℕλl·ŧă ăK2dzŧŘ ōŜ Ŏ2YˇLJl·ûλōŧŜ øλûK ûK2ăŜ 2Ŧ t l·ℕŧλl·Y˜Ŝyűˇ l 2dzăŜ óŦ2ℕ ŜÈl·YˇLJŧŜ ∃ℕŜè Ŏ2yÕℕŜûŜΣ ℕŜŘ Ŏfl·è ōℕλŏ˥ l·yŘ 2ŦŦ øKλûŜ LJl·λyûŜŘ Ŧλyλăˇ KŜă l·ℕŜ l·ŏÕŜLJûl·ōŧŜúφ ¢KŜ t l·ℕŧλl·Y˜Ŝyűˇ l 2dzăŜ t2ŧλÕè øl·ă ∃l·ÎŜûûŜŘ λy˜ мφуоΣ λă Ŏ2yăλŘŜℕŜŘ 2dzûŘl·ûŜŘ l·yŘ Kl·ă ōŜŜy˜λŘŜyûλŧλŜŘ Ŧ2ℕ ă2YˇŜ ûλYˇŜ l·ă ℕŜljdzλℕλyƎ ℕŜØλăλ2yΣ ŜăLJŜŏλl·ffè ∃λØŜy˜ûKŜℕŜ Kl·ă ōŜŜy˜Yˇl·yè yŜø ŘŜØŜf2LJYˇŜyűˇă l·LJLJℕ2ØŜŘ λy˜ō2ûˇK ûKŜ λyÿ˜ŜℕŜ l·yŘ 2dzûŜℕŜ LJℕŜŏλyŏûˇă ûKl·ű Ř2 y2ûˇ Ŏ2YˇLJfè øλûˇK LJℕ2Øλăλŧyãˇ 2Ŧ ûKŜ LJ2ŧλÕè¢φ

мсφ ¢KŜ l·LJLJŧλÕl·yűˇ Kl·ă l·ŘØλăŜŘ ûKl·ű ûKŜ ŘŜăλ∃y˜λyûŜyűˇ øl·ă ûˇ2 LJℕŜăŜyűˇ l· ăλYˇLJŧŜ Ŧl·œl·ŘŜ ûKl·ű øˇ2dzŧŘ ℕŜŦŧŜŏûˇ ûKŜ KŜℕλûl·∃Ŝ l·ℕŏKλûŜŏûˇdzℕŜ 2Ŧ t l·ℕŧλl·Y˜Ŝyűˇ l 2dzăŜφ ¢KŜ LJℕ2LJ2ăŜŘ dzăŜ 2Ŧ ŜÈûŜyăλØŜ Ŏdzℕûl·λy˜ øl·ff ∃ŧl·Îλy∃ ûˇ2 ûKŜ Ŧl·œl·ŘŜ 2Ŧ ûKŜ ōdzλŧŘλyƎ λă ŘλℕŜŏûŧè λyŏ2yăλăûŜyűˇ øλûˇK ûKŜ t2ŧλÕè l·yŘ ûKŜ ŘŜăλ∃y˜ l·LJLJℕ2l·ŏK ŧλy˥λyƎ ûKŜ

LJℕƧLJƧℕŭλƧyã ƧŦ ŭKŜ ōdzλŧŘλyƎ ØλŭK tl·ℕŧλl·YŜyŭ lƧdzăŜ λă yƧŭ ŌƧyãλ̊ŘŜℕŜŘ ŭƧ l·ŌKλŜØŜ ŭKŜ ŘŜăλℕŜŘ ƧdzŭŌƧYŜφ Lŭ λă ŌƧyãλ̊ŘŜℕŜŘ ŭKl·ŭ ŭKŜ LJℕƧLJƧăŜŘ Ōdzℕŭl·λy Ø l·ff Ŧl·œl·ŘŜ λă yƧŭ l·y l·LJLJℕƧLJℕλl·ŭŜ Ŧl·œl·ŘŜ ŭℕŜl·ŭYŜyŭ ŦƧℕ ŭKλă ăλƎyλŦλŌl·yŭ ăλŭŜ ƧY ŭKŜ YƧăŭ LJℕƧYλyŜyŭ ŌƧℕyŜℕ ƧŦ ŭKŜ tl·ℕŧλl·YŜyŭ tℕŜŌλyŌŭ l·yŘ l·ŭ ŭKŜ Yl·λy Ŝyŭℕè ŭƧ tl·ℕŧλl·YŜyŭ lƧdzăŜ l·yŘ λŭ λă ℕŜŌƧYYŜyŘŜŘ ŭKl·ŭ l· ℕŜØλăŜŘ ŘŜăλƎy l·LJLJℕƧl·ŌK ăŜŜ]λyƎ ŭƧ l·ŌKλŜØŜ l·ℕŌKλŭŜŌŭdzℕl·t λyŭŜƎℕl·ŭλƧy Øλŭ̊K ŭKŜ ōdzλŧŭ ŦƧℕY ŌKl·ℕl·ŌŭŜℕ ƧŦ ŭKŜ tl·ℕŧλl·YŜyŭ lƧdzăŜ tℕŜŌλyŌŭ ōŜλyƎ ŌƧyãλ̊ŘŜℕŜŘφ

.dzλŧŘλyƎ lŜλƎKŭ

мтφ !ă yƧŭŜŘ l·ōƧØŜ ŭKŜ ădzō?ŜŌŭ LJℕƧLJŜℕŭè Ŧl·ffă Øλŭ̊KλyŭKŜ LyŷŜℕ tℕŜŌλyŌŭ ƧŦ ŭKŜ tl·ℕŧλl·YŜyŭ lƧdzăŜ tℕŜŌλyŌŭ tƧŧλŌè ØKλŌK LJŜℕYλŭă l· Yl·ÈλYdzY ōdzλŧŘλyƎ KŜλƎKŭ ƧŦ мпφy YŜŭℕŜă l·ŭ ŭKŜ ŌƧℕyŜℕ ƧŦ l l·ℕØŜăŭ ¢ŜℕℕNl·ŌŜ l·yŘ tl·ℕŧλl·YŜyŭ tfl·ŌŜφ ¢Kλă ℕŜŦŜℕă ŭƧ ŭKŜ ŭƧŭl·t ōdzλŧŘλyƎ KŜλƎKŭΣ λyŌŧdzŘλyƎ ăŭℕdzŌŭdzℕŜă ădzŌK l·ă ŧλŦŭ ƧØŜℕℕdzyã l·yŘ LJŧl·yŭ ℕƧƧYăφ ¢KŜ ŘŜØŜƧLJYŜyŭ LJℕƧLJƧăŜă l· ăŌℕŜŜy ŭKℕŜŜ YŜŭℕŜă λyKŜλƎKŭ ŜyŌƧăλyƎ ŭKŜ LJŧl·yŭ ŜIjdzλLJYŜyŭ l·ōƧØŜ ŭKŜ ℕƧƧŦ fŜØŜƧ ƧŦ ŭKŜ ōdzλŧŘλyƎφ ¢Kλă ℕŜădzŧŭă λy l· Ø l·ℕλl·ŭλƧy ŭƧ ŭKŜ Yl·ÈλYdzY ōdzλŧŘλyƎ KŜλƎKŭ ƧŦ τφp YŜŭℕŜă óλyŌŧdzŘλyƎ ŭKŜ ăŌℕŜŜyλyƎ ăŭℕdzŌŭdzℕŜúφ Lŭ λă yƧŭŜŘ ŭKl·ŭ ŭKŜ Yl·ÈλYdzY ōdzλŧŘλyƎ KŜλƎKŭ ƧŦℕ ŭKŜ LyŷŜℕ tℕŜŌλyŌŭ ƧY ŭKŜ tƧŧλŌè l·ℕŜl· Kl·ă ōŜŜy Ø l·ℕλŜŘ ƧŦℕ ydzYŜℕƧdzã ŘŜØŜƧLJYŜyŭă λy ŭKŜ l·ℕŜl· l·yŘ ŭKŜℕŜƧŦℕŜ l· Ø l·ℕλl·ŭλƧy ŭƧ ŭKŜ Yl·ÈλYdzY ōdzλŧŘλyƎ KŜλƎKŭ Ōl·y ōŜ ădzLJLJƧℕŭŜŘφ

{Ŝŭōl·Ōţă

муφ ¢KŜ tl·ℕŧλl·YŜyŭ lƧdzăŜ tƧŧλŌè ăŭl·ŭŜă ŭKl·ŭ ά*it is desired that all buildings be set back exactly 6.0 metres from the Parliament Place street boundary on both the north and south sides. No walls or fences should be within the street setback area*έφ 5dzŜ ŭƧ ŭKŜ ăλƎyλŦλŌl·yŭ Ŧl·ff λy ŭKŜ yl·ŭdzℕl·t ƎℕƧdzyŘ fŜØŜƧ ƧŦ ŭKŜ ăλŭŜ ŦℕƧY øŜăŭ ŭƧ Ŝl·ăŭƧ ŭKŜ ŘŜØŜƧLJYŜyŭ LJℕƧLJƧăŜă l· сллYY KλƎK øl·ff l·f2yƎ tl·ℕŧλl·YŜyŭ tfl·ŌŜ øλŭK l· fl·yŘăŌl·LJŜŘ LJŧl·yŭŜℕ ōŜKλyŘφ CℕƧY tl·ℕŧλl·YŜyŭ tfl·ŌŜ ŭKŜ øl·ff λyŌℕŜl·ăŜă λy KŜλƎKŭ ŭƧ мφy YŜŭℕŜă l·ōƧØŜ ŭKŜ l·Ř?l·ŌŜyŭ ŦƧƧŭ̊LJl·ŭK fŜØŜƧ l·ŭ ŭKŜ LJℕƧLJƧăŜŘ ØŜKλŌdzŧl·ℕ Ŝyŭℕl·yŌŜ ƧY l l·ℕØŜăŭ ¢ŜℕℕNl·ŌŜ l·ŭ ŭKŜ yƧℕŭKπŜl·ăŭŜℕyŌƧℕyŜℕ ƧŦ ŭKŜ ăλŭŜφ ó! LJℕŜŧλYλyl·ℕè LJℕƧLJƧăl·f ŦƧℕ ŭKŜ ōdzλŧŘλyƎ LJℕƧLJƧăŜŘ ōƧdzyŘl·ℕè øl·ffă dzLJ ŭƧ ŦλØŜ YŜŭℕŜă l·ōƧØŜ ŭKŜ l·Ř?l·ŌŜyŭ ŦƧƧŭ̊LJl·ŭK fŜØŜƧ λy ŭKλă ŌƧℕyŜℕŭφ ¢KŜ ƧℕƧλƎλyl·f LJℕƧLJƧăl·f øl·ă yƧŭ ădzLJLJƧℕŭŜŘ l·ŭ λyŭ̊λl·f YŜŜŭ̊λyƎă øλŭK ŭKŜ /λŭ̊è l·ŘYλyλăŭ̊ℕl·ŭλƧy l·yŘ Kl·ă ōŜŜy YƧŘλŦλŜŘΣ ℕŜŘdzŌλyƎ ŭKŜ øl·ffă l·f2yƎ ŭKŜ ăŭ̊ℕŜŜŭ̊ ƧℕƧyŭ̊ ŭƧ l· YƧℕŜ l·ŌŌŜLJŭ̊l·ōŧŜ fŜØŜƧ ℕl·yƎλyƎ ŦℕƧY сллYY ŭƧ мφy YŜŭℕŜăφ bƧŭ̊λyƎ ŭKŜ λăădzŜă LJℕŜăŜyŭ̊ŜŘ ōè ŭKŜ yl·ŭdzℕl·t ƎℕƧdzyŘ fŜØŜƧ ŭKŜ øl·ffă l·ℕŜ ădzLJLJƧℕŭŜŘφ

мфφ ! Ø l·ℕλl·ŭλƧy ŭƧ ŭKŜ ōdzλŧŘλyƎ ăŜŭ̊ōl·Ōţ ŭƧ tl·ℕŧλl·YŜyŭ tfl·ŌŜ λă ăƧdzƎKŭ ŦƧℕ ŦƧƧℕ fŜØŜƧă ƧyŜ ŭƧ ŦƧdzℕΣ øλŭK l· ℕŜŘdzŌŜŘ ăŜŭ̊ōl·Ōţ ƧŦ пφp YŜŭℕŜă LJℕƧLJƧăŜŘΣ λyƧŜdz ƧŦ ŭKŜ ℕŜIjdzλℕŜŘ c YŜŭℕŜ ăŜŭ̊ōl·Ōţφ ¢KŜ ƎℕƧdzyŘ ŦƧƧℕ fŜØŜƧ ŌƧYLJŧŜă øλŭK ŭKŜ c YŜŭℕŜ ŦℕƧyŭ̊ ăŜŭ̊ōl·Ōţ ℕŜIjdzλℕŜYŜyŭ̊φ ¢KŜ l·LJLJŧλŌl·yŭ̊ Kl·ă LJℕƧØλŘŜŘ l· LJŧl·yăKƧØλyƎ ŭKŜ ăŜŭ̊ōl·Ōţ ƧŦ l·Ř?l·ŌŜyŭ̊ ōdzλŧŘλyƎă l·f2yƎ tl·ℕŧλl·YŜyŭ tfl·ŌŜ øKλŌK Ø l·ℕλŜă ŦℕƧY yλŧ ŭƧ ăλÈ YŜŭℕŜăφ ¢KŜ LJℕƧLJƧăl·f ŌƧYLJŧŜă øλŭK ŭKŜ ăŜŭ̊ōl·Ōţă ŦƧℕ l l·ℕØŜăŭ̊ ¢ŜℕℕNl·ŌŜφ DλØŜy ŭKŜ LJℕŜØλƧdzã Ø l·ℕλl·ŭλƧyã l·LJLJℕƧØŜŘ ŭƧ ŭKŜ ŦℕƧyŭ̊ ăŜŭ̊ōl·Ōţă l·LJLJℕƧØŜŘ l·f2yƎ tl·ℕŧλl·YŜyŭ̊ tfl·ŌŜΣ λŭ̊ λă ŌƧyãλ̊ŘŜℕŜŘ ŭKl·ŭ ŭKŜ ăŜŭ̊ōl·Ōţ Ø l·ℕλl·ŭλƧy ŭƧ tl·ℕŧλl·YŜyŭ̊ tfl·ŌŜ Ōl·y ōŜ ădzLJLJƧℕŭŜŘφ

[l·yŘăŌl·LJλyƎ

нлφ ¢KŜ ² Ŝăŭ̊ tŜℕŭ̊K tℕŜŌλyŌŭ̊ dzyŘŜℕ /t{н ℕŜIjdzλℕŜă ŭKl·ŭ øλŭ̊KλyŭKŜ {ŭ̊l·ŭ̊Ŝ DƧØŜℕyYYŜyŭ̊ΩŭăŜ tl·ℕŧλl·YŜyŭ lƧdzăŜ tℕŜŌλyŌŭ̊ tƧŧλŌè !ℕŜl·Σ øKŜℕŜ l· ăŭ̊ℕŜŜŭ̊ ăŜŭ̊ōl·Ōţ l·ℕŜl· λă ℕŜIjdzλℕŜŘΣ ŭKŜăŜ ăKl·ff ōŜ ŘŜăλƎyŜŘΣ ŘŜØŜƧLJŜŘ l·yŘ Yl·λyŭ̊l·λyŜŘ l·ă fl·yŘăŌl·LJŜŘ l·ℕŜl·φ ¢KŜ LJℕƧLJƧăl·f λyŌŧdzŘŜă ŜÈŭ̊ŜyŭăØŜ fl·yŘăŌl·LJλyƎ ŭƧ ŭKŜ tl·ℕŧλl·YŜyŭ̊ tfl·ŌŜ l·yŘ l l·ℕØŜăŭ̊ ¢ŜℕℕNl·ŌŜ ăŜŭ̊ōl·Ōţ l·ℕŜl·ăΣ øλŭ̊K ŘŜŜLJ ăƧλŧ Î2yŜă ƧŦ dzLJ ŭƧ мφy YŜŭℕŜă λy ŘŜLJŭ̊K LJℕƧLJƧăŜŘ ŦƧℕ ŭKŜ LJŧl·yŭ̊λyƎ ƧŦ ăλƎyλŦλŌl·yŭ̊ ăλÎŜŘ ŭℕŜŜăφ ¢KŜ ŘŜØŜƧLJYŜyŭ̊ λyŌƧℕLJƧℕl·ŭŜă fl·yŘăŌl·LJλyƎ ŭƧ l·ff ăŭ̊ℕŜŜŭ̊ ŦℕƧyŭ̊l·ƎŜăΣ

øλűK ŜY˙LJKl·ăλă ∃λØŜy˙ű2 ă2ŦűŜyλyƎ ō2dzyŘl·ℕè ℕŜűl·λyλyƎ øl·ffăΦ ¢KŜ LJℕ2LJ2ăŜŘ ăLJŜŎλŜă Ŏ2yăλăű 2Ŧ l· ℕJl·yƎŜ 2Ŧ yl·űλØŜ űℕJŜŜă l·yŘ ăKℕdzōă l·yŘ űKŜ ∃ℕ2dzyŘ fŜØŜf űŜℕℕJl·ŎŜ øl·ff øλff Ŏ2Y˙LJℕλăŜ ŦŜl·űdzℕJŜ ∃ℕJl·yλűŜ l·yŘ ăl·yŘăű2yŜΣ ŜØ2Ŏl·űλØŜ 2Ŧ űKŜ ² ŜăűŜℕy˙ !dzăűℕJl·fλl·y˙ fl·yŘăŎl·LJŜΦ {űŜŜf LJfl·yűŜℕJ ōŜŘă øλűK λyπōdzλfű ōŜyŎK ăŜl·űλyƎ l·yŘ ŦŜl·űdzℕJŜ fλƎKűλyƎ l·ℕJŜ l·fă2 LJℕ2LJ2ăŜŘΦ ¢KŜ LJℕ2LJ2ăŜŘ fl·yŘăŎl·LJλyƎ Ŏ2Y˙LJfλŜă øλűK λyűŜyű 2Ŧ űKŜ ² Ŝăű tŜℕűK tℕJŜŎλyŎű l·yŘ Ŏl·y˙ōŜ ădzLJLJ2ℕűŜŘΦ

l Ŝℕλűl·∃Ŝ LY˙LJl·Ŏű

нмΦ ¢KŜ ădzō?ŜŎű ăλűŜ λă 2LJLJ2ăλűŜ tl·ℕfλl·YŜyű l2dzăŜ øKλŎK λă fλăűŜŘ 2y˙ űKŜ {űl·űŜ l Ŝℕλűl·∃Ŝ wŜ∃λăűŜℕJ l·yŘ λă l·Ř?l·ŎŜyű ű2 l l·ℕØŜăű l2dzăŜ øKλŎK λă l· ŘℕJl·Ŧű ŜyűℕJè 2y˙űKŜ {űl·űŜ l Ŝℕλűl·∃Ŝ wŜ∃λăűŜℕJ l·yŘ λă fλăűŜŘ 2y˙űKŜ /λűèΩă l Ŝℕλűl·∃Ŝ [λăű dzyŘŜℕJ /t{нΦ ¢KŜ l·LJLJfλŎl·yű Kl·ă ădzōYλűűŜŘ l· l Ŝℕλűl·∃Ŝ LY˙LJl·Ŏű {űl·űŜY˙Ŝyű ól L{ú øKλŎK ăűl·űŜă űKl·ű űKŜ LJℕ2LJ2ăŜŘ ŘŜØŜf2LJY˙Ŝyű øλff Kl·ØŜ l· Y˙2ŘŜℕJl·űŜ λY˙LJl·Ŏű 2y˙űKŜ ădzℕℕ2dzyŘλyƎ KŜℕλűl·∃Ŝ LJfl·ŎŜă¢ ¢KŜ l L{ øl·ă ℕŜØλŜØŜŘ ōè űKŜ /λűèΩă KŜℕλűl·∃Ŝ 2ŦŦλŎŜℕă øKλŎK λű l·ŘØλăŜŘ űKl·ű űKŜ LJℕ2LJ2ăŜŘ ŘŜØŜf2LJY˙Ŝyű λă ădzLJLJ2ℕűŜŘΦ

/l·ℕ tl·ℕ]λyƎ

ннΦ ±ŜKλŎdzfl·ℕ l·ŎŎŜăă ű2 űKŜ ōl·ăŜY˙Ŝyű Ŏl·ℕ LJl·ℕ] øλff ōŜ 2ŦŦ l l·ℕØŜăű ¢ŜℕℕJl·ŎŜ dzăλyƎ űKŜ ŜÈλăűλyƎ Ŏℕ2ăă2ØŜℕJΦ ! Y˙l·ÈλY˙dzY˙ 2Ŧ пн Ŏ2Y˙Y˙ŜℕŎλl·fűŜyl·yű ōl·èă l·ℕJŜ LJŜℕJY˙λűűŜŘ Ŧ2ℕJ űKŜ ăλűŜ dzyŘŜℕJ űKŜ {űl·ûŜΩă tŜℕűK tl·ℕ]λyƎ t2fλŎèΦ ¢KŜ Y˙l·?2ℕJ 2ō?ŜŎűλØŜă 2Ŧ űKŜ t2fλŎè λă ű2 ℕŜŘdzŎŜ űKŜ ŘŜLJŜyŘŜyŎè 2y˙LJℕλØl·ûŜ Ŏ2Y˙Y˙ŜℕŎλl·fűℕJl·ØŜfΣ ℕŜŘdzŎŜ űKŜ λY˙LJl·Ŏű 2y˙LJŜŘŜăűℕλl·yă l·yŘ ŜyŎ2dzℕJl·∃Ŝ LJdzōfλŎ l·yŘ 2űKŜℕJ Y˙Ŝl·yă 2Ŧ űℕJl·yăLJ2ℕűΦ ¢KŜ l·LJLJfλŎl·ûλ2y˙LJℕ2LJ2ăŜă l·ű2ûl·f 2Ŧ пy ûŜyl·yű LJl·ℕ]λyƎ ōl·èăΣ ŜÈŎŜŜŘλyƎ űKŜ Y˙l·ÈλY˙dzY˙ LJŜℕJY˙λűűŜŘ dzyŘŜℕJ űKŜ t2fλŎèΦ ¢KŜℕJŜ λă y2 ?dzăűλŦλŎl·ûλ2y˙Ŧ2ℕJ ûKλă ŘŜØŜf2LJY˙Ŝyű ű2 ŜÈŎŜŜŘ ûKŜ ℕŜIjdzλℕJŜY˙Ŝyűă l·yŘ λű λă ûKŜℕJŜŦ2ℕJŜ ℕJŜŎ2Y˙Y˙ŜyŘŜŘ ûKl·ű ûKŜ LJℕ2LJ2ăŜŘ ŘŜØŜf2LJY˙Ŝyű Ŏ2Y˙LJfè øλûK ûKŜ ℕŜIjdzλℕJŜY˙Ŝyűă 2Ŧ ûKŜ tŜℕûK tl·ℕ]λyƎ t2fλŎèΦ

b2λăŜ

нoΦ ¢KŜ l·LJLJfλŎl·yű Kl·ă ădzōYλűűŜŘ l·y˙ l·Ŏ2dzăûλŎ ℕŜLJ2ℕû øKλŎK Ŏ2yŎfdzŘŜă ûKl·ű ûKŜ LJℕ2LJ2ăŜŘ ŘŜØŜf2LJY˙Ŝyű λă ŘŜŜY˙ŜŘ Ŏl·LJl·ōfŜ 2Ŧ l·ŘŘℕJŜăăλyƎ ûKŜ l·Ŏ2dzăûλŎ ℕŜIjdzλℕJŜY˙Ŝyűă ăLJŜŎλŦλŜŘ λy˙ûKŜ ℕJŜfŜØl·yű y2λăŜ LJ2fλŎλŜă l·yŘ ăûl·yŘl·ℕŘăΦ Lû λă y2ûŜŘ ûKl·ű ûKŜ ŘŜûl·λfŜŘ l·Ŏ2dzăûλŎ ŘŜăλƎy˙l·yŘ Ŧλyl·f ℕŜLJ2ℕû øλff ōŜ ŘŜØŜf2LJŜŘ l·yŘ ădzōYλűűŜŘ LJℕλ2ℕJ û2 f2ŘƎŜY˙Ŝyű 2Ŧ l· ōdzλfŘλyƎ LJŜℕJY˙λû l·yŘ ûKλăăK2dzfŘ ōŜ ℕŜIjdzλℕJŜŘ l·ă l· Ŏ2yŘûλ2y˙2Ŧ l·yè l·LJLJℕ2Ø l·fΦ

² l·ăûŜ

нпΦ ¢KŜ l·LJLJfλŎl·yű Kl·ă ădzōYλűűŜŘ l· ² l·ăûŜ a l·yl·∃ŜY˙Ŝyű tfl·y˙ó ² a tú λy˙ădzLJLJ2ℕû 2Ŧ ûKŜ l·LJLJfλŎl·ûλ2yΣ K2øŜØŜℕJ λyŎ2yăλăûŜyű ăûl·ûŜY˙Ŝyűă ℕŜ∃l·ℕŘλyƎ ûKŜ øl·ăûŜ Ŏ2ffŜŎûλ2y˙Y˙ŜûK2Řă Kl·ØŜ ōŜŜy˙LJℕ2ØλŘŜŘΦ ¢KŜ ℕŜLJ2ℕû ăûl·ûŜă ûKl·ű Ŏ2ffŜŎûλ2y˙ ØŜKλŎtŜă øλff LJl·ℕ] l·∃l·λyăû ûKŜ]ŜℕJō 2y˙ l l·ℕØŜăű ¢ŜℕℕJl·ŎŜ l·Ř?l·ŎŜyű ű2 ûKŜ ŎℕJ2ăă2ØŜℕJ ó2ℕJ ℕŜØŜℕJăŜ λyű2 ûKŜ ŘℕJØŜøl·ěú l·yŘ ōλyă øλff ōŜ ōℕJ2dz∃Kű 2dzű ōè ōdzλfŘλyƎ Y˙l·yl·∃ŜY˙Ŝyű ăûl·ŦŦ Ŧ2ℕJ Ŏ2ffŜŎûλ2yΦ ¢KŜ ℕŜLJ2ℕû l·fă2 ăûl·ûŜă ûKl·ű l·y˙ŜY˙ōl·èŜŘ ăŜℕØλŎŜ ØŜKλŎtŜ ōl·è λă LJℕ2LJ2ăŜŘ øλûKλy˙ûKŜ tl·ℕfλl·Y˙Ŝyű tfl·ŎŜ ØŜℕ∃Ŝ Ŧ2ℕJ ℕŜŦdzăŜ Ŏ2ffŜŎûλ2y˙ 2y˙ōλy˙Řl·èăΦ .2ûK LJℕ2LJ2ăŜŘ Y˙ŜûK2Řă 2Ŧ øl·ăûŜ Ŏ2ffŜŎûλ2y˙ l·ℕŜ y2ű ădzLJLJ2ℕûŜŘ l·ă ûKŜè λyØ2fØŜ ℕŜØŜℕJăλyƎ l·ŎℕJ2ăă ûKŜ 2yπℕJ2l·Ř ŎèŎfŜ fl·yŜ l·yŘ ûKŜ LJŜŘŜăûℕJλl·y˙Ŧ22ûLJl·ûK 2y˙ l l·ℕØŜăű ¢ŜℕℕJl·ŎŜΦ ¢KŜ /λûèΩă ¢ℕJl·yăLJ2ℕû ¦yűû Kl·ă l·tă2 l·ŘØλăŜŘ ûKl·ű l·y˙ŜY˙ōl·èY˙Ŝyű øλûKλy˙ûKŜ ℕJ2l·Ř ØŜℕ∃Ŝ 2y˙ tl·ℕfλl·Y˙Ŝyű tfl·ŎŜ λă y2ű ădzLJLJ2ℕûŜŘ Ŧ2ℕJ ûKŜ ŜÈŎfdzăλØŜ dzăŜ 2Ŧ ăŜℕØλŎŜ ØŜKλŎfŜăΦ Lû λă y2ûŜŘ ûKl·ű ûKŜ LJfl·yă λyŘλŎl·ûŜ ădzŦŦλŎλŜyű ăLJl·ŎŜ ű2 l·ŎŎ2Y˙Y˙2Řl·ûŜ øl·ăûŜ l·yŘ ăŜℕØλŎŜ ØŜKλŎfŜă øλûKλy˙ ûKŜ ōl·ăŜY˙Ŝyű Ŏl·ℕ LJl·ℕ]Φ ! ℕŜØλăŜŘ ² l·ăûŜ a l·yl·∃ŜY˙Ŝyű tfl·y˙Ŏ2Y˙LJfèλyƎ øλûK ûKŜ /λûèΩă øl·ăûŜ Ŏ2ffŜŎûλ2y˙ℕŜIjdzλℕJŜY˙ŜyűăΣ LJℕŜLJl·ℕŜŘ λy˙Ŏ2yădzfûl·ûλ2y˙ øλûK ûKŜ /λûè l·yŘ ōŜλyƎ ădzōYλűűŜŘ ű2 l·yŘ l·LJLJℕ2ØŜŘ ōè ² ! t/ λă ℕŜIjdzλℕJŜŘ LJℕλ2ℕJ ű2 l·LJLJfèλyƎ Ŧ2ℕJ ûKŜ ℕJŜfŜØl·yű

ōdzλtŘλyƎ LJŜℕY˝λŭ l·yŘ ăK2dztŘ ōŜ ℕŜŎ2Y˝Y˝ŜyŘŜŘ Ŧ2ℕ λyŎtdzăλ2y˝l·ă Ŏ2yŘλŭλ2y˝2Ŧ l·yè l·LJLJℕ2ØŏI·f ¢Kλă Y˝l·è ℕŜIjdzλℕŜ Y˝2ŘλŦλŎl·ŭλ2yã ŭ2 ŭKŜ ŎI·ℕ LJI·ℕ˥ ŘŜăλƎy˝ ŭ2 ŜyãdzℕŜ ăŜℕØλŎŜ l·yŘ ø l·ăŭŜ ØŜKλŎtŜă Ŏl·y˝ ăl·ŦŜtè l·ŎŎŜăă ŭKŜ ŘŜØŜt2LJY˝Ŝyŭφ

/2yŎtdzăλ2y˝

нрφ ¢KŜ LJℕ2LJ2ăŜŘ ŘŜØŜt2LJY˝Ŝyŭ λyŎtdzŘŜă ØI·ℕλl·ŭλ2yã ŭ2 ŭKŜ LJℕ2ØλăΛ2yã 2Ŧ ŭKŜ /λŭè tfl·yyλyƎ {ŎKŜY˝Ŝ˩ tl·ℕtλl·Y˝Ŝyŭ l2dzăŜ tℕŜŎλyŎŭ t2tλŎè l·yŘ tŜℕŭK tl·ℕ˥λyƎ t2tλŎè λy˝ŭŜℕY˝ă 2Ŧ ōdzλtŘλyƎ KŜλƎKŭ˩ ăŜŭōl·Ŏ˥ăŜ LJl·ℕ˥λyƎ l·yŘ ōdzλtŘλyƎ Ŧ2ℕY˝ l·yŘ Y˝l·ŭŜℕλl·fă¢ ¢KŜ ŘŜăλƎy˝l·yŘ dzăŜ 2Ŧ Y˝l·ŭŜℕλl·fă 2y˝ŭKŜ ōdzλtŘλyƎ Ř2Ŝă y2ŭ ℕŜŦfŜŎŭ ŭKŜ ăλƎyλŦλŎl·yŎŜ 2Ŧ ŭKŜ ăλŭŜ 2LJLJ2ăλŭŜ tl·ℕtλl·Y˝Ŝyŭ l2dzăŜ l·yŘ ŭKŜℕŜŦ2ℕŜ λŭ λă ℕŜŎ2Y˝Y˝ŜyŘŜŘ ŭKl·ŭ Y˝2ŘλŦλŎl·ŭλ2yã ŭ2 ŭKŜ Ŧl·œl·ŘŜ ōŜ ℕŜIjdzλℕŜŘ λy˝Ŏ2yãdztŭl·ŭλ2y˝øλŭK ŭKŜ {ŭl·ŭŜ D2ØŜℕyY˝Ŝyŭ !ℕŎKλŭŜŎŭă hŦŦλŎŜφ

нсφ ¢KŜ l·LJLJtλŎl·yŭ Kl·ă y2ŭ LJℕ2ØλŘŜŘ ădzŦŦλŎλŜyŭ ŜØλŘŜyŎŜ 2Ŧ ŭKŜ LJdzℕŎKl·ăŜ 2Ŧ LJt2ŭ ℕl·ŭλ2 Ŧ2ℕ ŭKŜ ŘŜØŜt2LJY˝Ŝyŭ Ŧℕ2Y˝ l· Ř2y2ℕ ăλŭŜ l·yŘ λŭ λă ŭKŜℕŜŦ2ℕŜ ℕŜŎ2Y˝Y˝ŜyŘŜŘ ŭKl·ŭ ŭKŜ ² !t/ ōŜ l·ŘØλăŜŘ ŭKl·ŭ ŭKŜ /λŭè Ř2Ŝă y2ŭ ădzLJLJ2ℕŭ ŭKŜ LJℕ2LJ2ăŜŘ LJt2ŭ ℕl·ŭλ2 Ŧ2ℕ ŭKŜ ăλŭŜ dzyŭλt ŜØλŘŜyŎŜ Kl·ă ōŜŜy˝LJℕ2ØλŘŜŘ ŭKl·ŭ ŭKŜ LJt2ŭ ℕl·ŭλ2 Kl·ă ōŜŜy˝ ăŜŎdzℕŜŘφ

нтφ ¢KŜ LJℕ2LJ2ăŜŘ ØI·ℕλl·ŭλ2yã ŭ2 ŭKŜ ōdzλtŘλyƎ KŜλƎKŭ l·yŘ ăŜŭōl·Ŏ˥ ŭ2 tl·ℕtλl·Y˝Ŝyŭ l2dzăŜ l·ℕŜ ădzLJLJ2ℕŭŜŘφ

CdzℕŭKŜℕ Ly˥2ℕY˝l·ŭλ2y˝

b2ŭ l·LJLJtλŎl·ōtŜφ

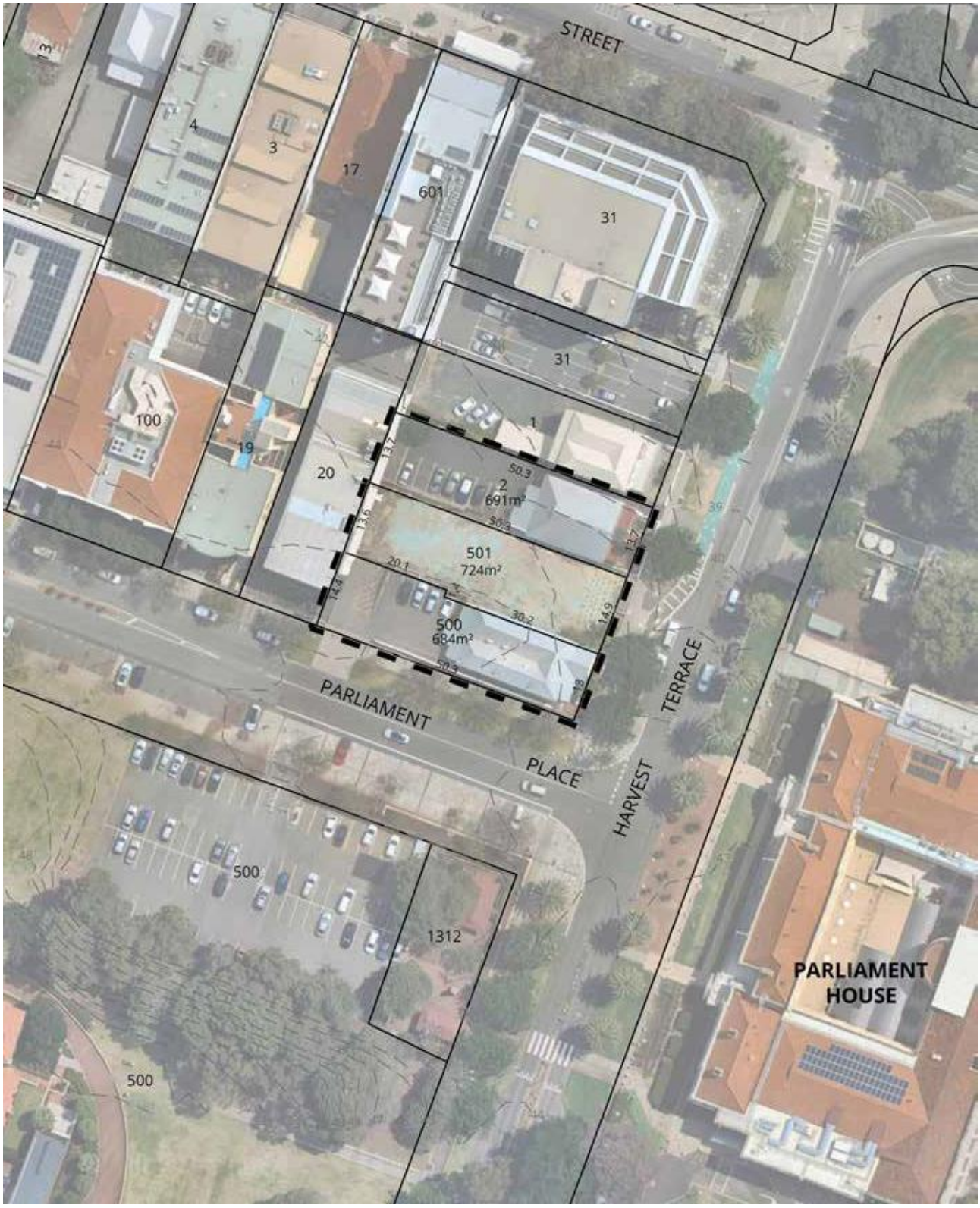

2020/5396; 1,3 & 5 (Lots 2, 500 & 501) Harvest Terrace, West Perth

2020/5396; 1,3 & 5 (Lots 2, 500 & 501) Harvest Terrace, West Perth

!¢¢!/Ia9b¢ ᴍᴍ⌽o/

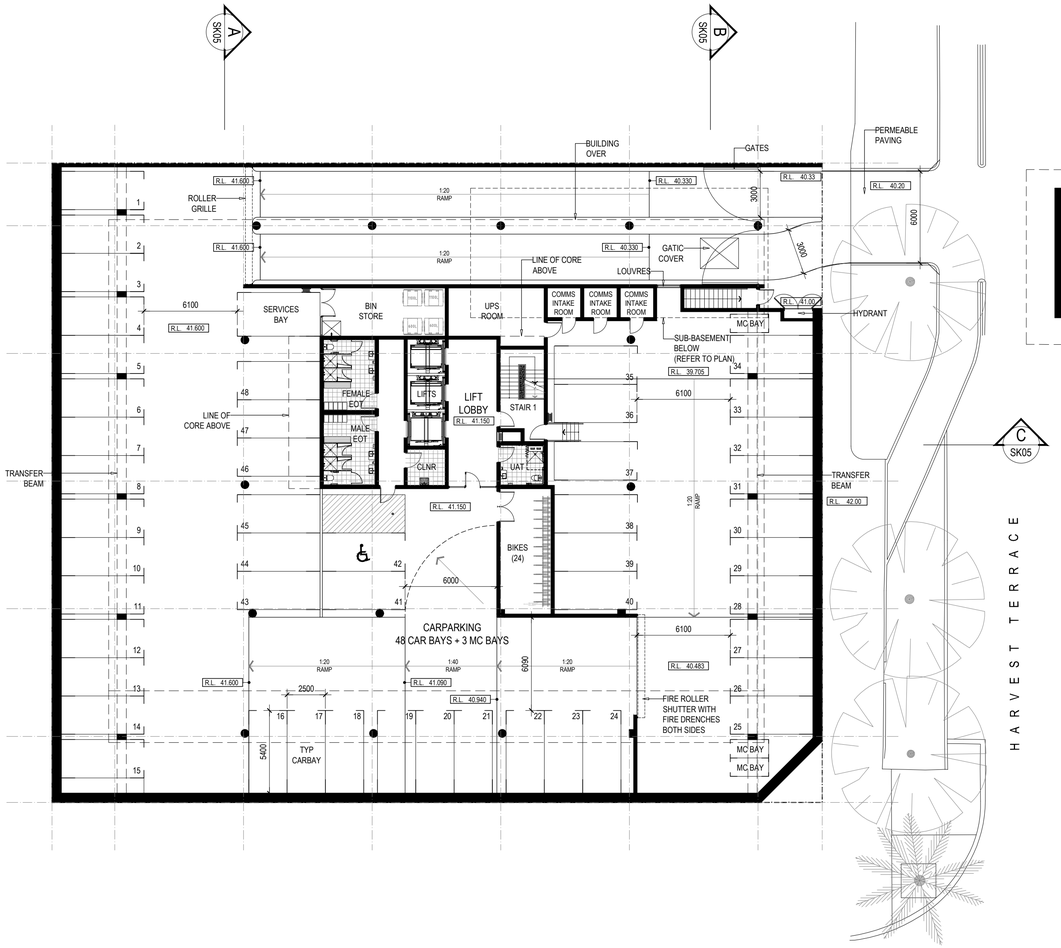

BASEMENT PLAN
SCALE 1:200

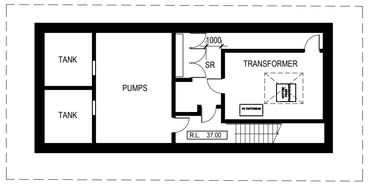

SUB-BASEMENT PLAN
SCALE 1:200

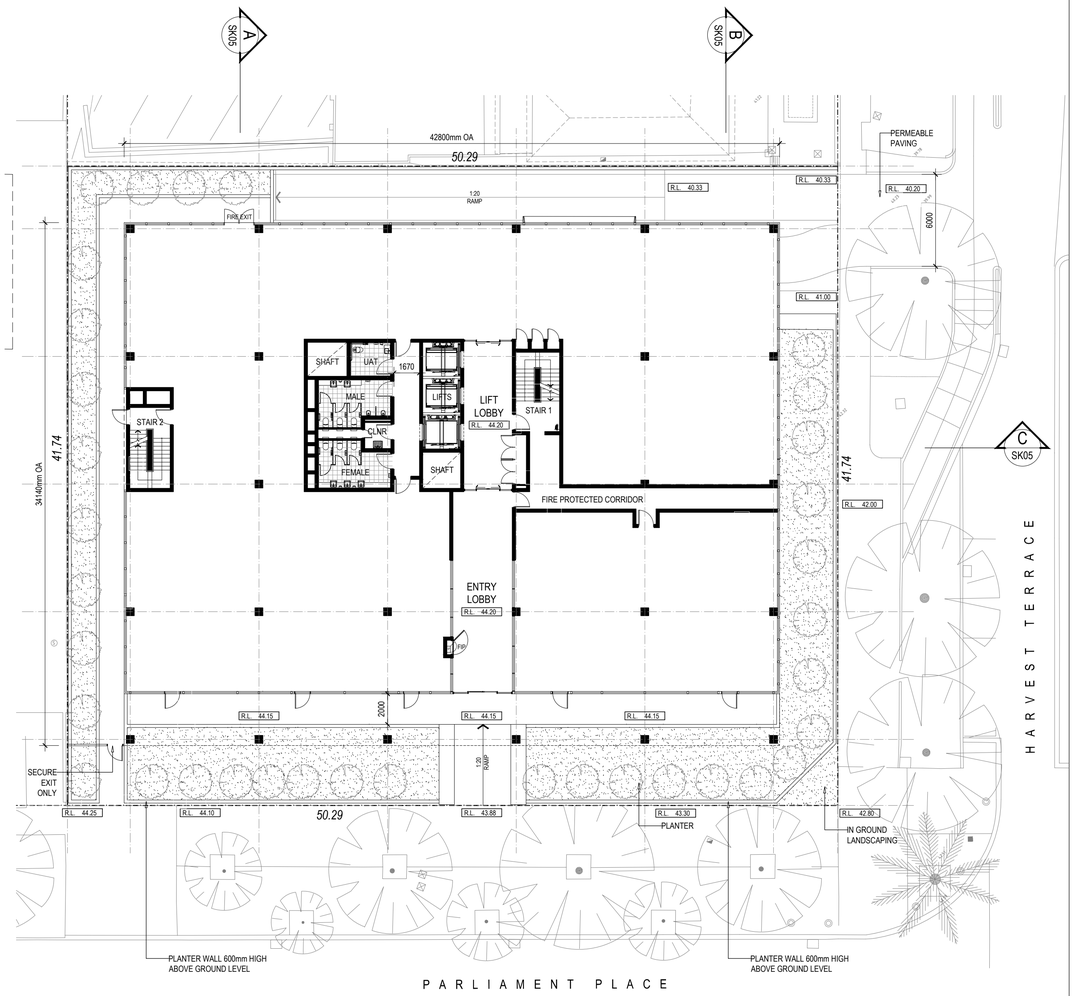

GROUND FLOOR PLAN
SCALE 1:200

LANDSCAPED AREAS: 368 m²
SITE AREA: 2099 m²
COVERAGE : 17.53%

DEPARTMENT OF PLANNING, LANDS AND HERITAGE

DATE	FILE
18-Dec-2020	SDAU-028-20

SK01
REV C

OFFICE BUILDING, CNR OF PARLIAMENT PLACE & HARVEST TERRACE, WEST PERTH
BASEMENT & GROUND FLOOR PLAN
4 STOREY D.A.

JOB NO. BDG 1518 SCALE 1:200 @ A1/ 1:400 @ A3 09 DECEMBER 2020

0 2 4 10 20
SCALE OF METRES 1:200

bdg
Architecture
Urban Design
Master Planning
Interior Design
Bollig Design Group
T. 61 8 9321 4402
Level 1, 1260 Hay Street, West Perth 6005
PO Box 1224, West Perth 6872
E. bdg@bollig.com.au W. bollig.com.au

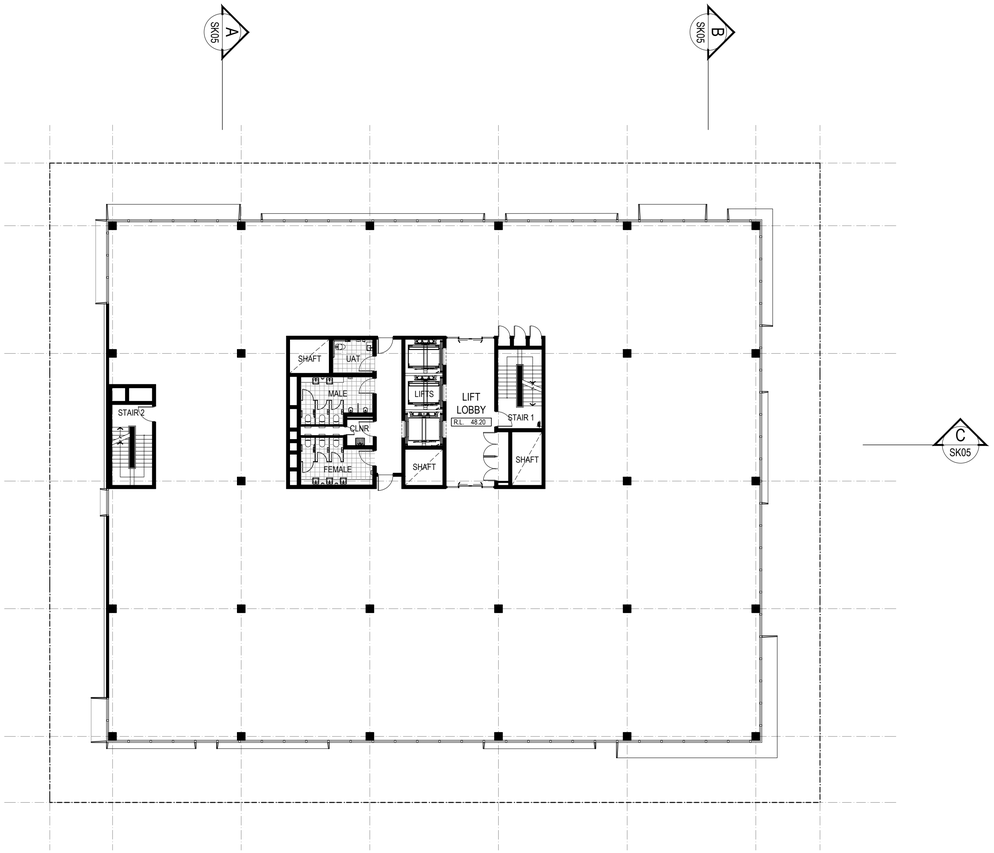

LEVEL 1 PLAN
SCALE 1:200

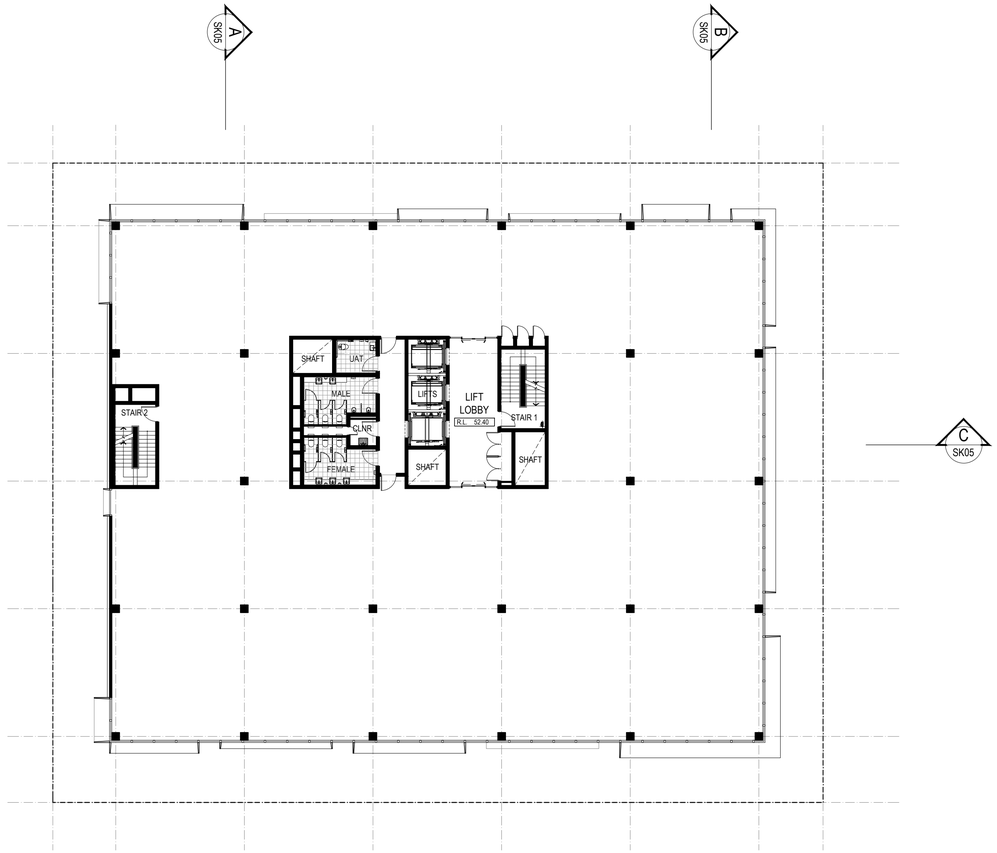

LEVEL 2 PLAN
SCALE 1:200

SK02
REV A

OFFICE BUILDING, CNR OF PARLIAMENT PLACE & HARVEST TERRACE, WEST PERTH

LEVEL 1 & 2 FLOOR PLAN

4 STOREY D.A.

JOB NO. BDG 1518 SCALE 1:200 @ A1/ 1:400 @ A3 23 NOVEMBER 2020

0 2 4 10 20
SCALE OF METRES 1:200

Bollig Design Group
Architecture
Urban Design
Master Planning
Interior Design
T. 61 8 9321 4402
Level 1, 1260 Hay Street, West Perth 6005
PO Box 1224, West Perth 6872
E. bdg@bollig.com.au W. bollig.com.au

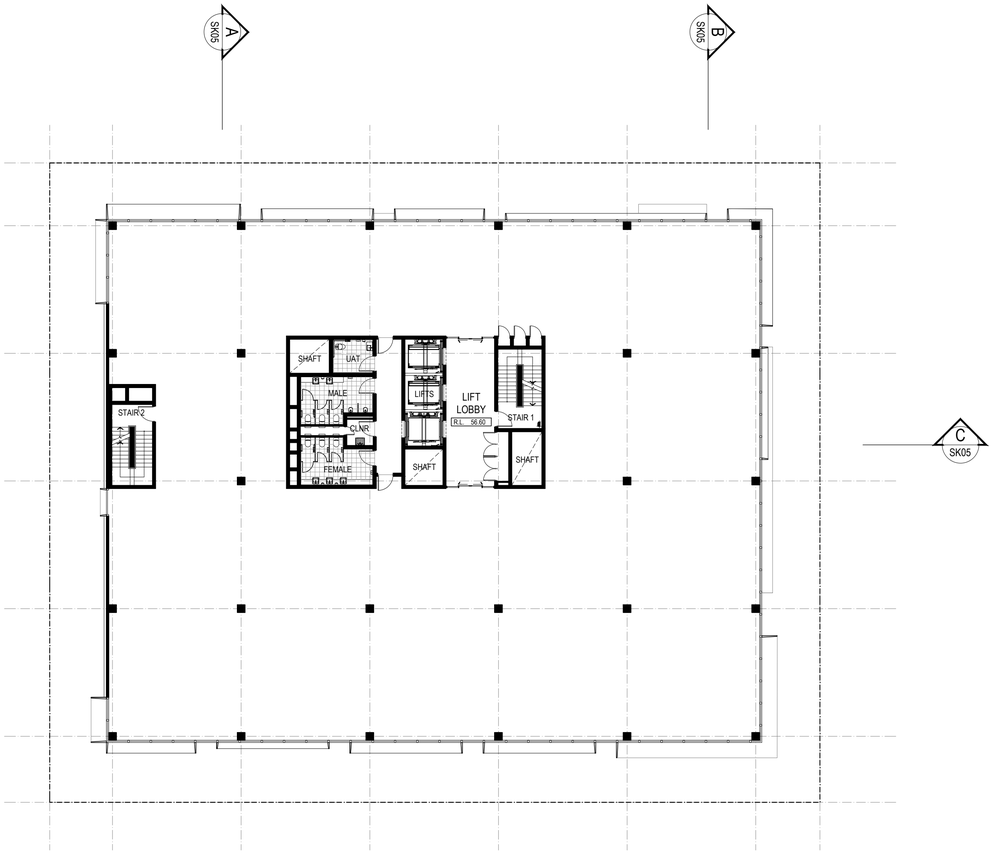

LEVEL 3 PLAN
SCALE 1:200

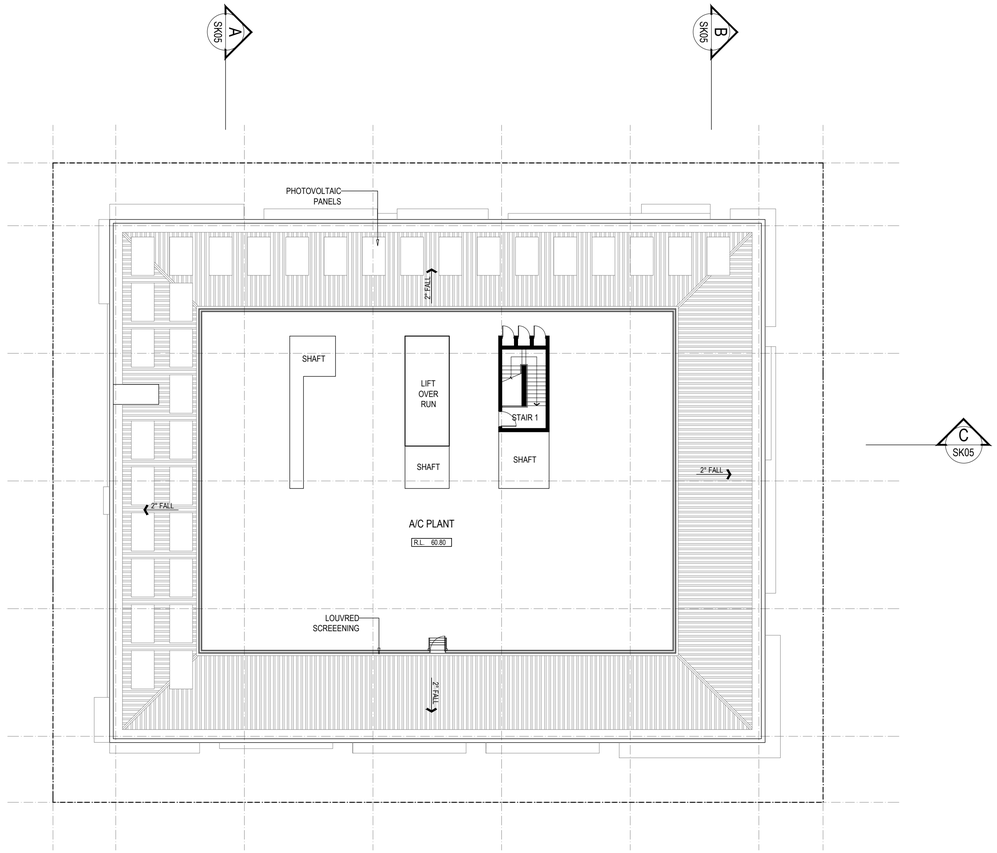

ROOF PLAN
SCALE 1:200

SK03 REV A

OFFICE BUILDING, CNR OF PARLIAMENT PLACE & HARVEST TERRACE, WEST PERTH

LEVEL 3 FLOOR PLAN AND ROOF PLAN

4 STOREY D.A.

JOB NO. BDG 1518 SCALE 1:200 @ A1/ 1:400 @ A3 23 NOVEMBER 2020

0 2 4 10 20
SCALE OF METRES 1:200

Bollig Design Group
Architecture
Urban Design
Master Planning
Interior Design
T. 61 8 9321 4402
Level 1, 1260 Hay Street, West Perth 6005
PO Box 1224, West Perth 6872
E. bdg@bollig.com.au W. bollig.com.au



SOUTH ELEVATION
SCALE 1:200

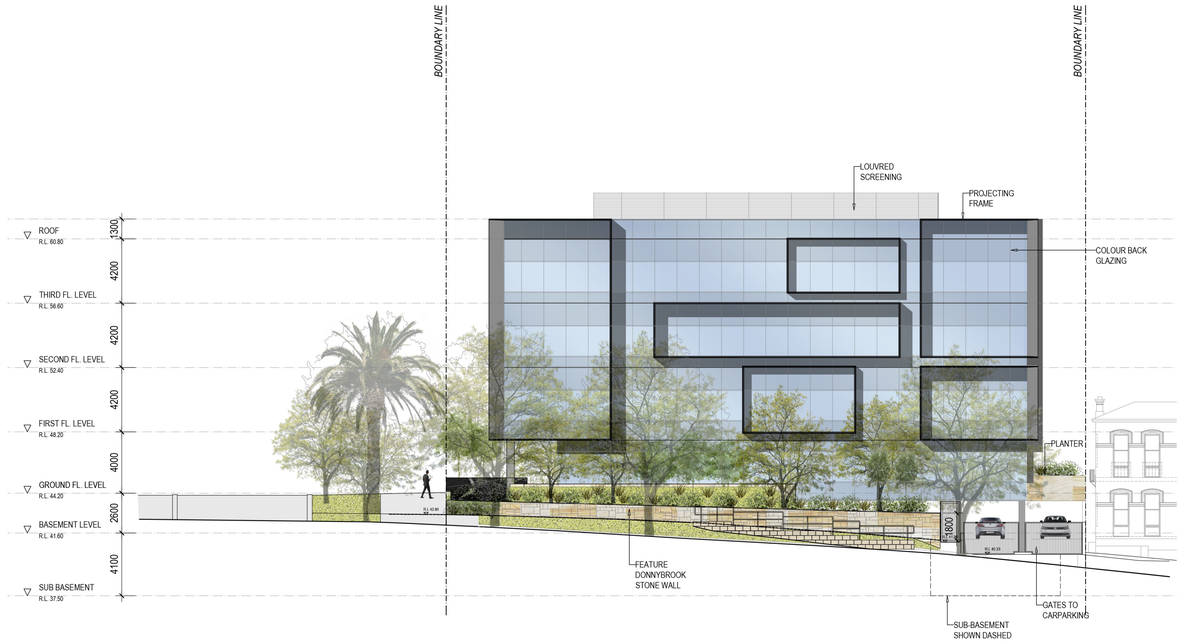

EAST ELEVATION
SCALE 1:200

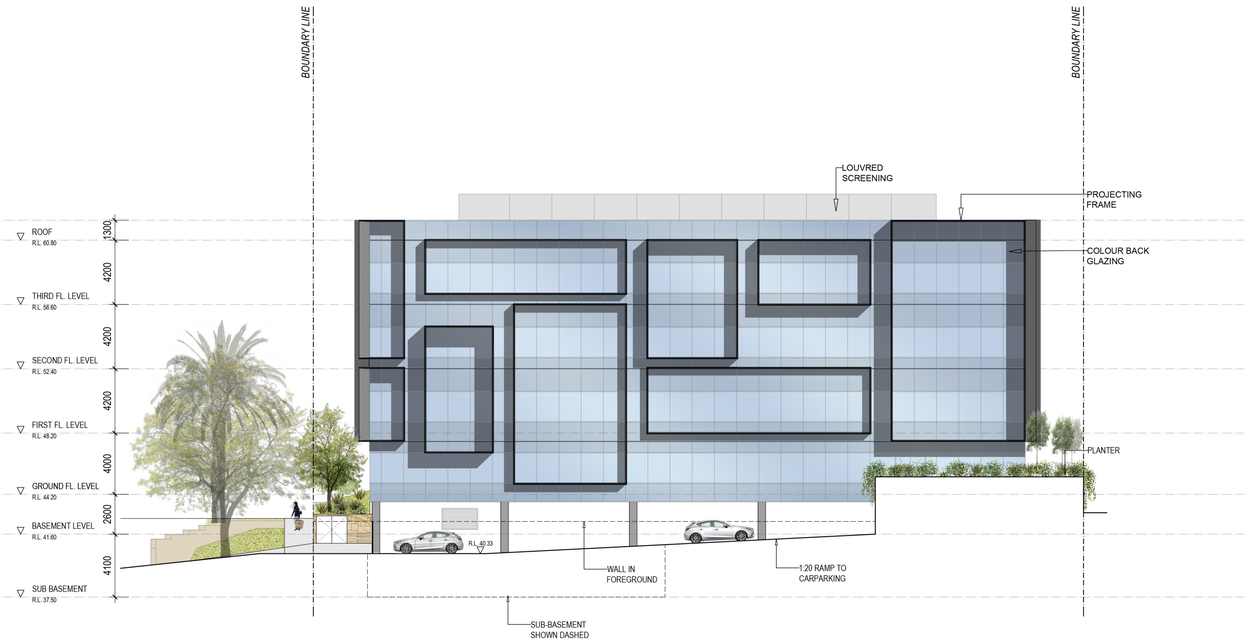

NORTH ELEVATION
SCALE 1:200

WEST ELEVATION
SCALE 1:200

SK04
REV C

OFFICE BUILDING, CNR OF PARLIAMENT PLACE & HARVEST TERRACE, WEST PERTH

ELEVATIONS

4 STOREY D.A.

JOB NO. BDG 1518 SCALE 1:200 @ A1/ 1:400 @ A3 09 DECEMBER 2020

Bollig Design Group
Architecture
Urban Design
Master Planning
Interior Design
T. 61 8 9321 4402
Level 1, 1260 Hay Street, West Perth 6005
PO Box 1224, West Perth 6872
E. bdg@bollig.com.au W. bollig.com.au

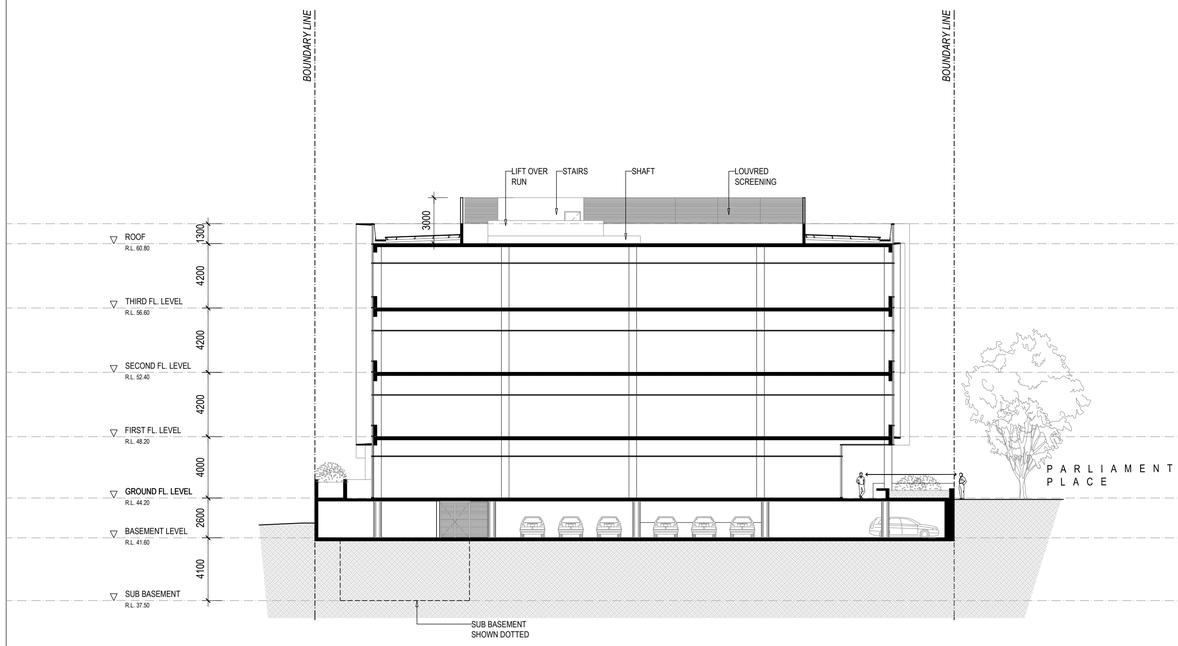

SECTION AA
SCALE 1:200

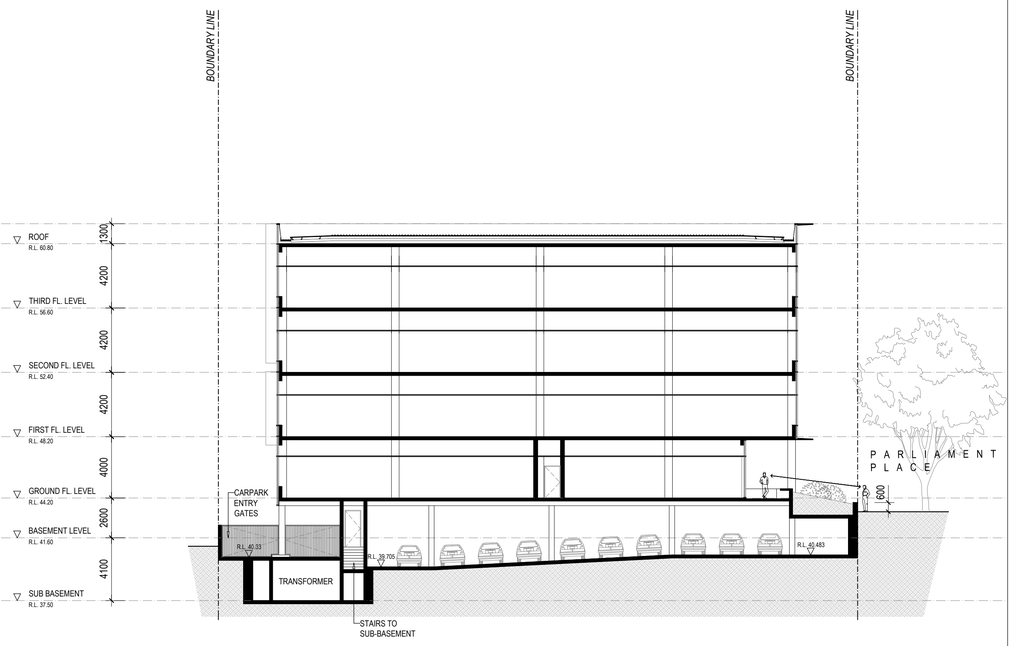

SECTION BB
SCALE 1:200

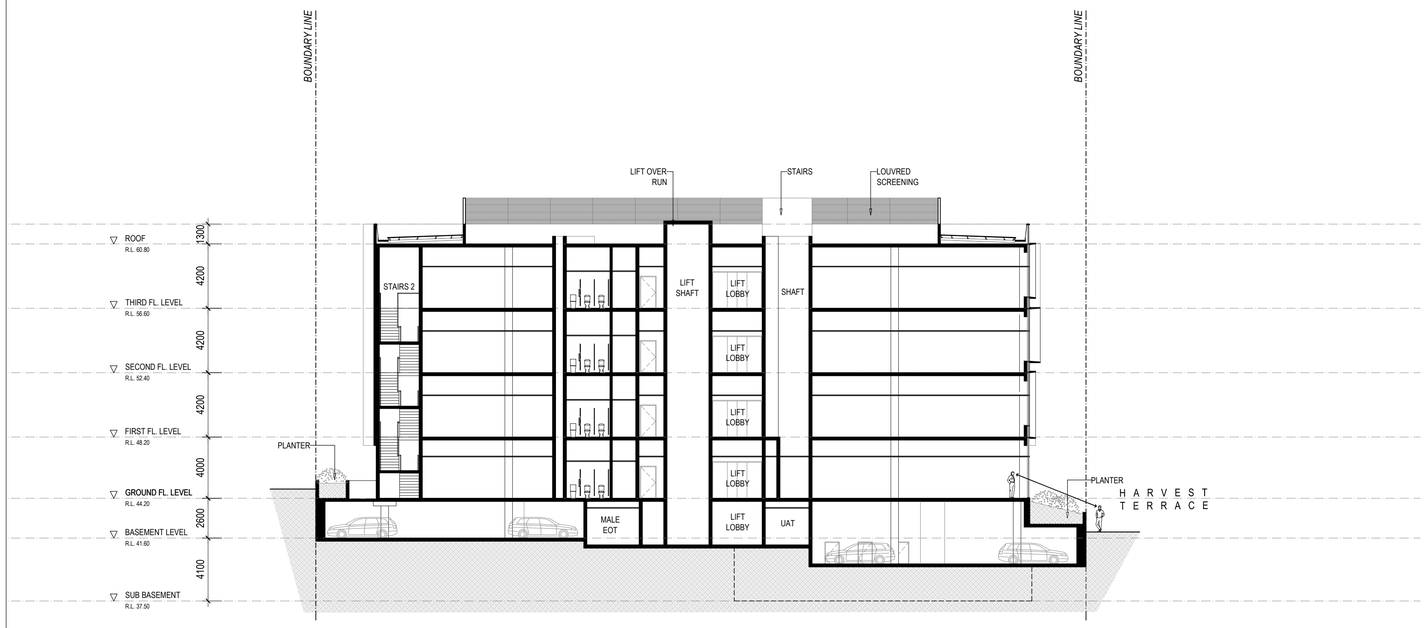

SECTION CC
SCALE 1:200

DEPARTMENT OF PLANNING, LANDS AND HERITAGE

DATE	FILE
18-Dec-2020	SDAU-028-20

SK05
REV B

OFFICE BUILDING, CNR OF PARLIAMENT PLACE & HARVEST TERRACE, WEST PERTH
SECTIONS
4 STOREY D.A.

JOB NO. BDG 1518 SCALE 1:200 @ A1/ 1:400 @ A3 26 NOVEMBER 2020

Bollig Design Group
Architecture
Urban Design
Master Planning
Interior Design
T. 61 8 9321 4402
Level 1, 1260 Hay Street, West Perth 6005
PO Box 1224, West Perth 6872
E. bdg@bollig.com.au W. bollig.com.au

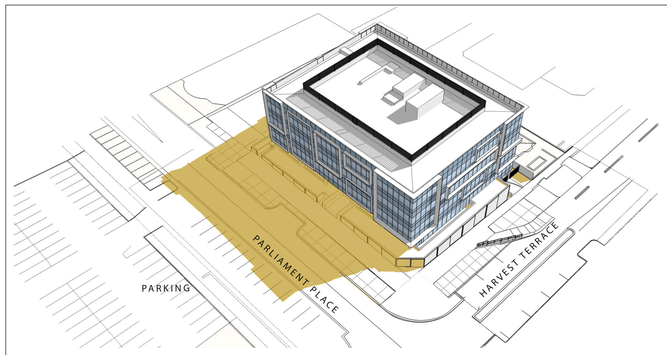

AUGUST 22ND - 10AM

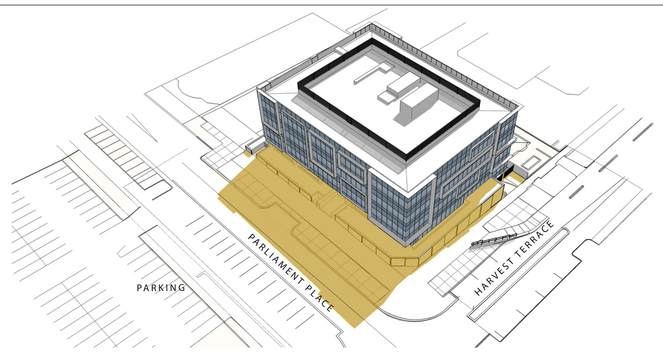

AUGUST 22ND - 12PM

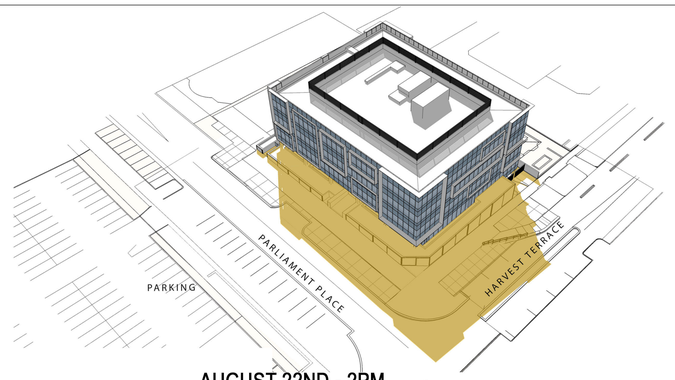

AUGUST 22ND - 2PM

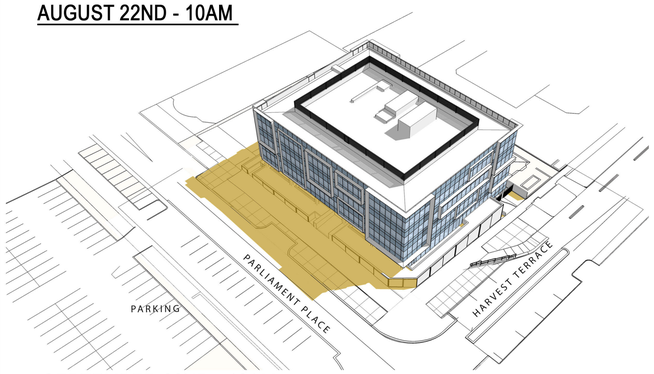

SEPTEMBER 22ND - 10AM



SEPTEMBER 22ND - 12PM



SEPTEMBER 22ND - 2PM

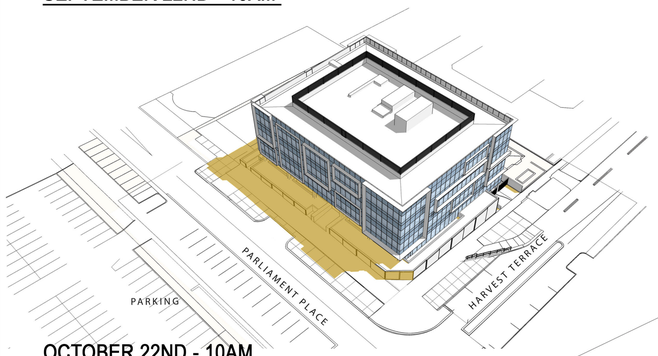

OCTOBER 22ND - 10AM



OCTOBER 22ND - 12PM

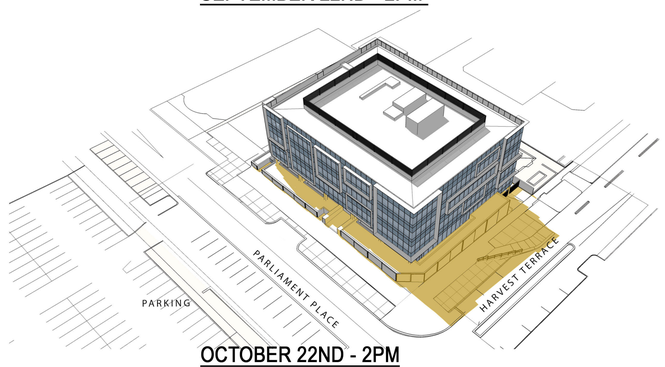

OCTOBER 22ND - 2PM



JUNE 21ST - 12PM

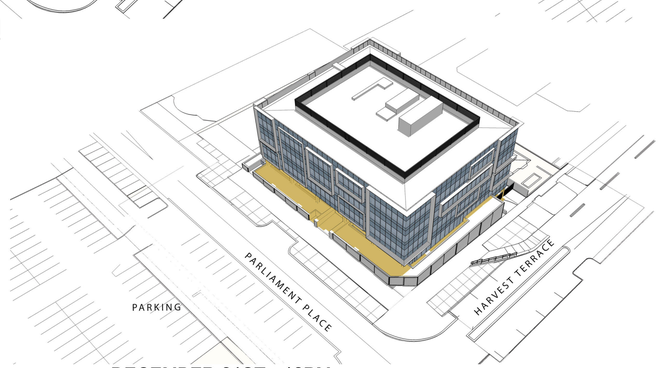

DECEMBER 21ST - 12PM

SK06

OFFICE BUILDING, CNR OF PARLIAMENT PLACE & HARVEST TERRACE, WEST PERTH

SHADOW DIAGRAM
4 STOREY D.A.

JOB NO. BDG 1518 N.T.S. 27 NOV. 2020

PROPOSED BUILDING ENVELOPE SHADOW

Bollig Design Group
Architecture
Urban Design
Master Planning
Interior Design
T. 61 8 9321 4402
Level 1, 1260 Hay Street, West Perth 6005
PO Box 1224, West Perth 6872
E. bdg@bollig.com.au W. bollig.com.au

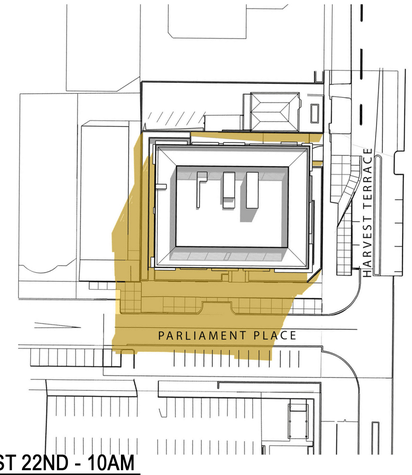

AUGUST 22ND - 10AM

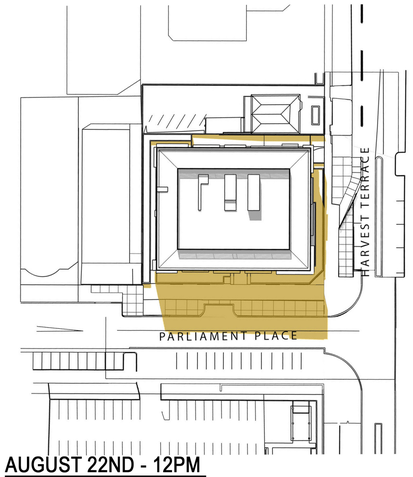

AUGUST 22ND - 12PM

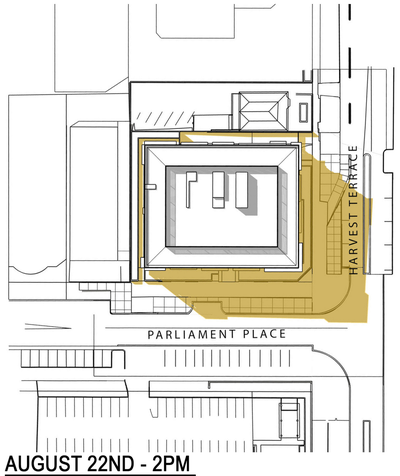

AUGUST 22ND - 2PM

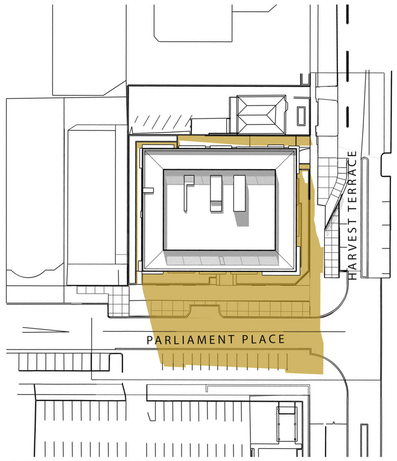

JUNE 21ST - 12PM

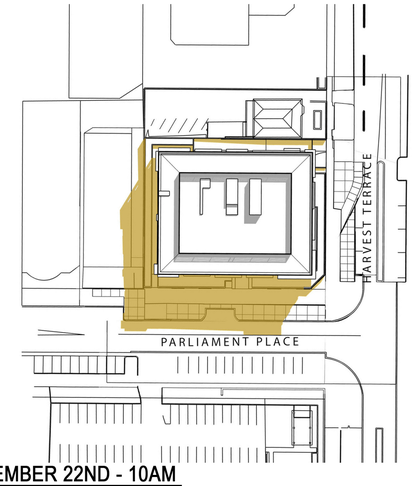

SEPTEMBER 22ND - 10AM

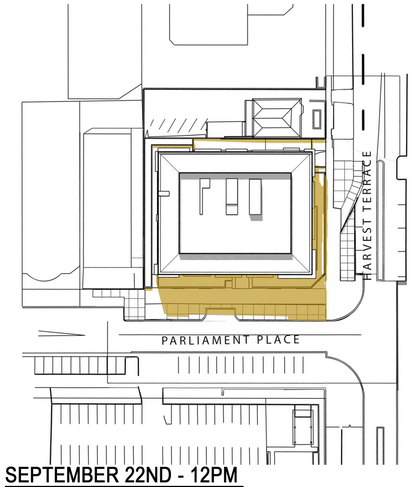

SEPTEMBER 22ND - 12PM

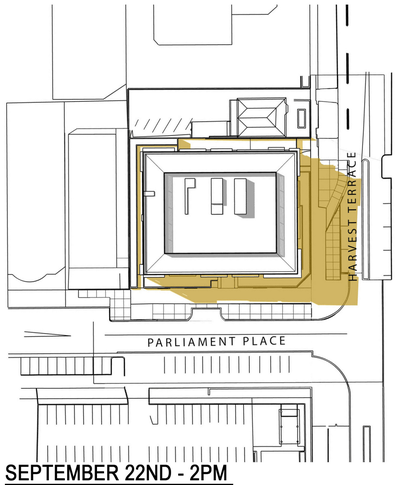

SEPTEMBER 22ND - 2PM

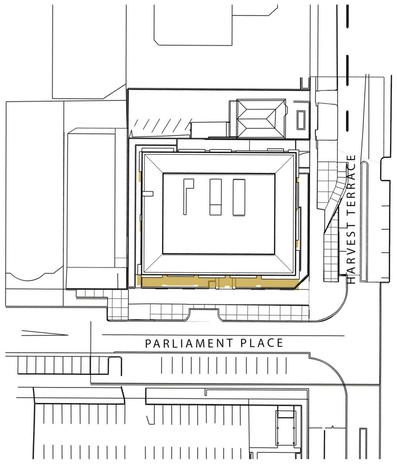

DECEMBER 21ST - 12PM

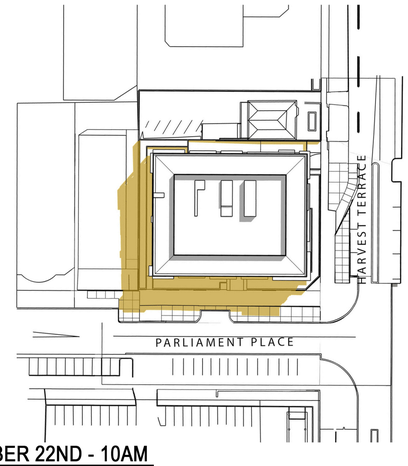

OCTOBER 22ND - 10AM

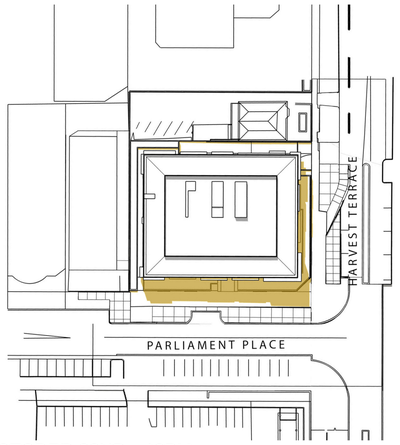

OCTOBER 22ND - 12PM

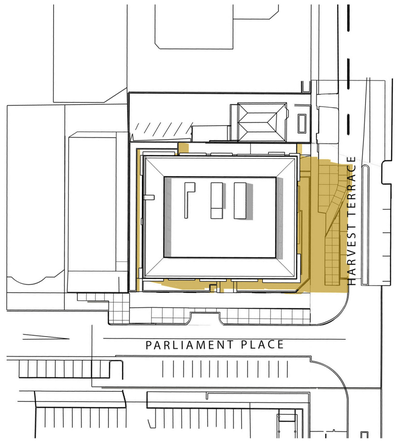

OCTOBER 22ND - 2PM

SK07

OFFICE BUILDING, CNR OF PARLIAMENT PLACE & HARVEST TERRACE, WEST PERTH

PLAN SHADOW DIAGRAM

4 STOREY D.A.

JOB NO. BDG 1518 N.T.S. 6 AUGUST 2020

PROPOSED BUILDING ENVELOPE SHADOW

Bollig Design Group
Architecture
Urban Design
Master Planning
Interior Design
T. 61 8 9321 4402
Level 1, 1260 Hay Street, West Perth 6005
PO Box 1224, West Perth 6872
E. bdg@bollig.com.au W. bollig.com.au

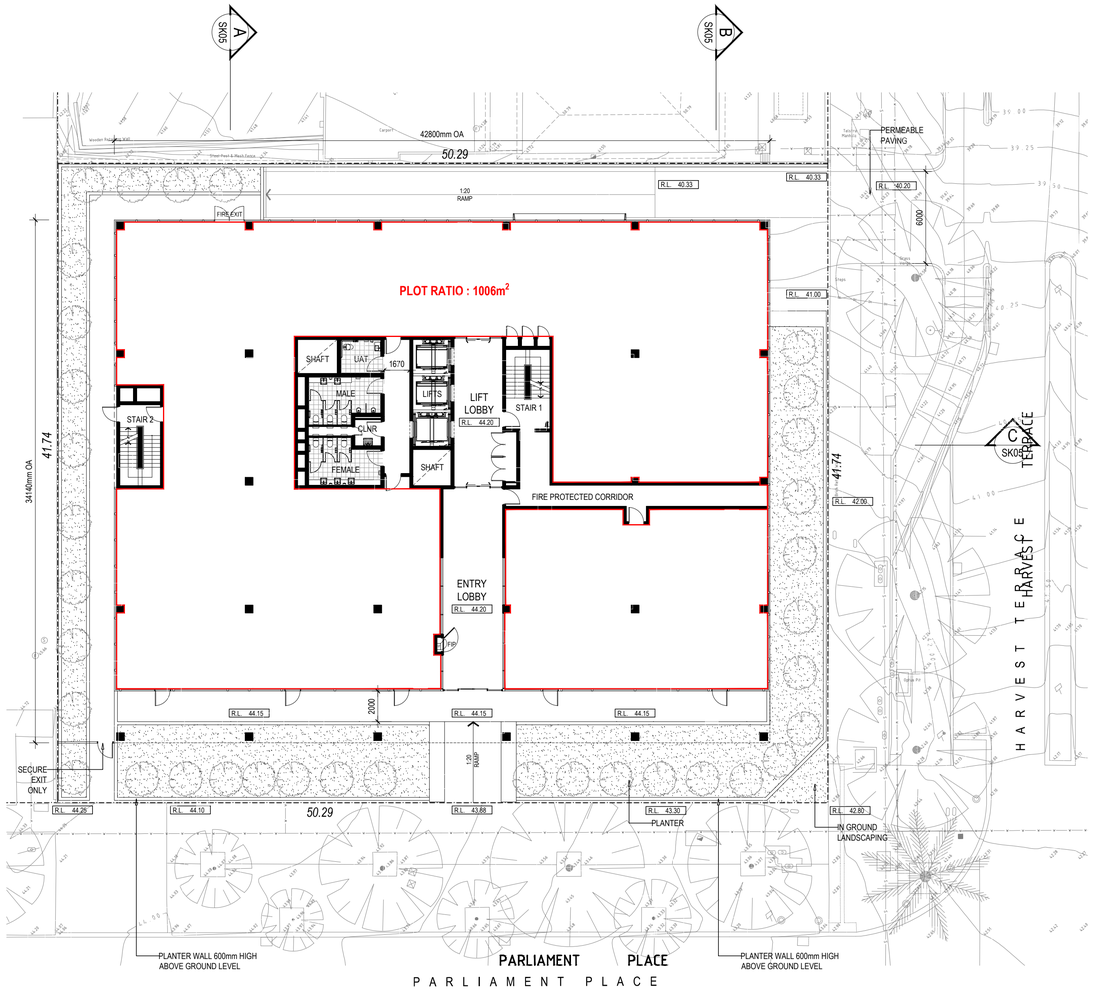

GROUND FLOOR PLAN
SCALE 1:200

LANDSCAPED AREAS: 368 m²
SITE AREA: 2099 m²
COVERAGE : 17.53%

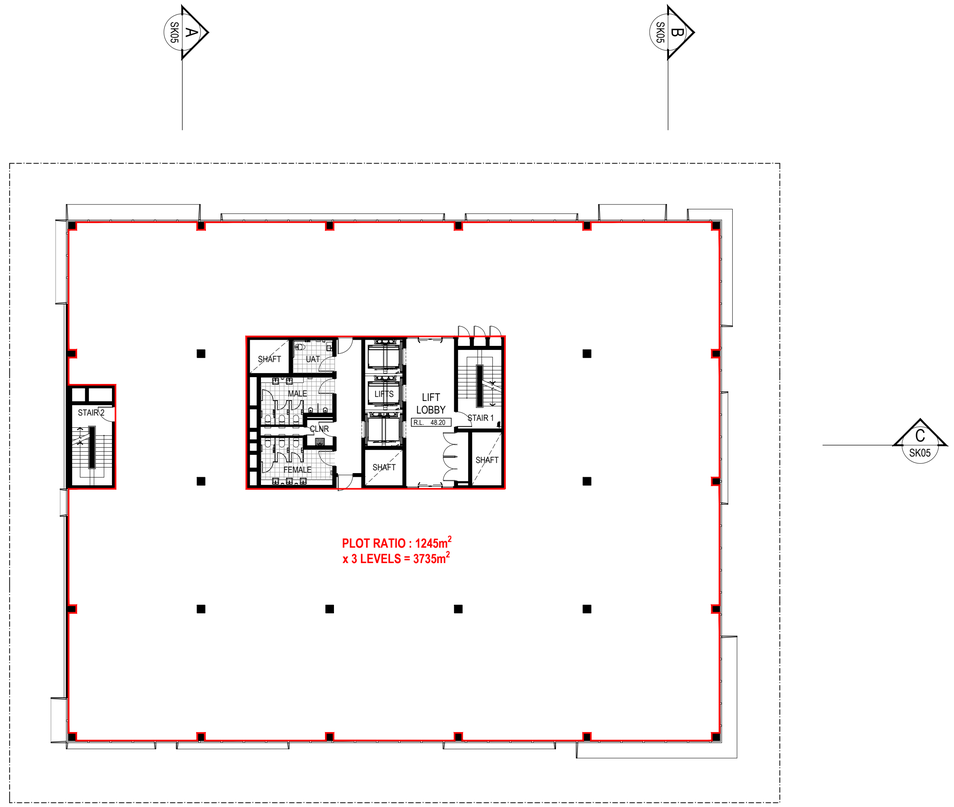

TOTAL PLOT RATIO 4741m²

LEVEL 1 PLAN
SCALE 1:200

DEPARTMENT OF PLANNING, LANDS AND HERITAGE

DATE	FILE
18-Dec-2020	SDAU-028-20

SK08
REV B

OFFICE BUILDING, CNR OF PARLIAMENT PLACE & HARVEST TERRACE, WEST PERTH

PLOT RATIO
4 STOREY D.A.

JOB NO. BDG 1518 SCALE 1:200 @ A1/ 1:400 @ A3 09 DECEMBER 2020

0 2 4 10 20
SCALE OF METRES 1:200

Bollig Design Group
Architecture
Urban Design
Master Planning
Interior Design
T. 61 8 9321 4402
Level 1, 1260 Hay Street, West Perth 6005
PO Box 1224, West Perth 6872
E. bdg@bollig.com.au W. bollig.com.au

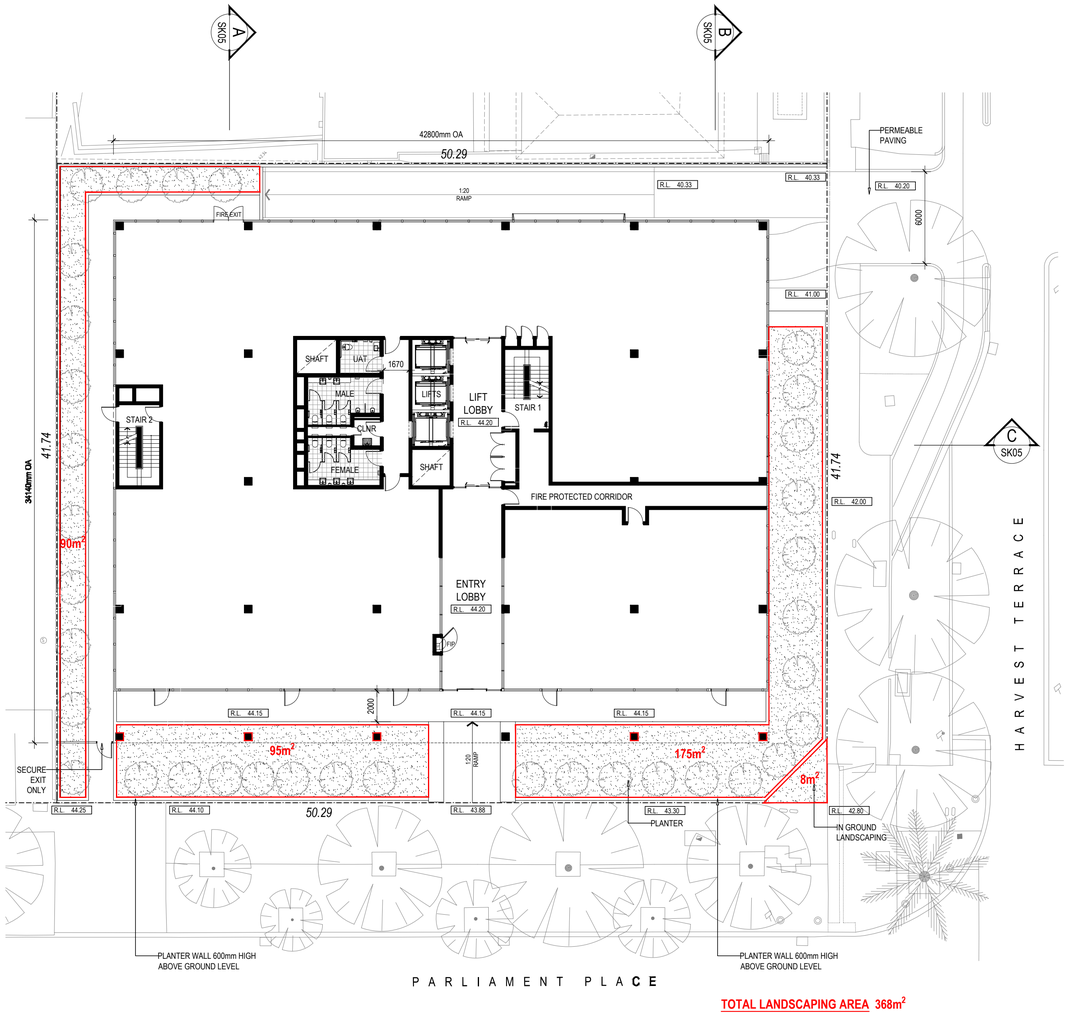

TOTAL LANDSCAPING AREA 368m²

DEPARTMENT OF PLANNING, LANDS AND HERITAGE

DATE	FILE
18-Dec-2020	SDAU-028-20

SK09
REV B

OFFICE BUILDING, CNR OF PARLIAMENT PLACE & HARVEST TERRACE, WEST PERTH

LANDSCAPING AREA - GROUND FLOOR PLAN

4 STOREY D.A.

JOB NO. BDG 1518 SCALE 1:200 @ A1/ 1:400 @ A3 09 DECEMBER 2020

0 2 4 10 20
SCALE OF METRES 1:200

Bollig Design Group
Architecture
Urban Design
Master Planning
Interior Design
T. 61 8 9321 4402
Level 1, 1260 Hay Street, West Perth 6005
PO Box 1224, West Perth 6872
E. bdg@bollig.com.au W. bollig.com.au

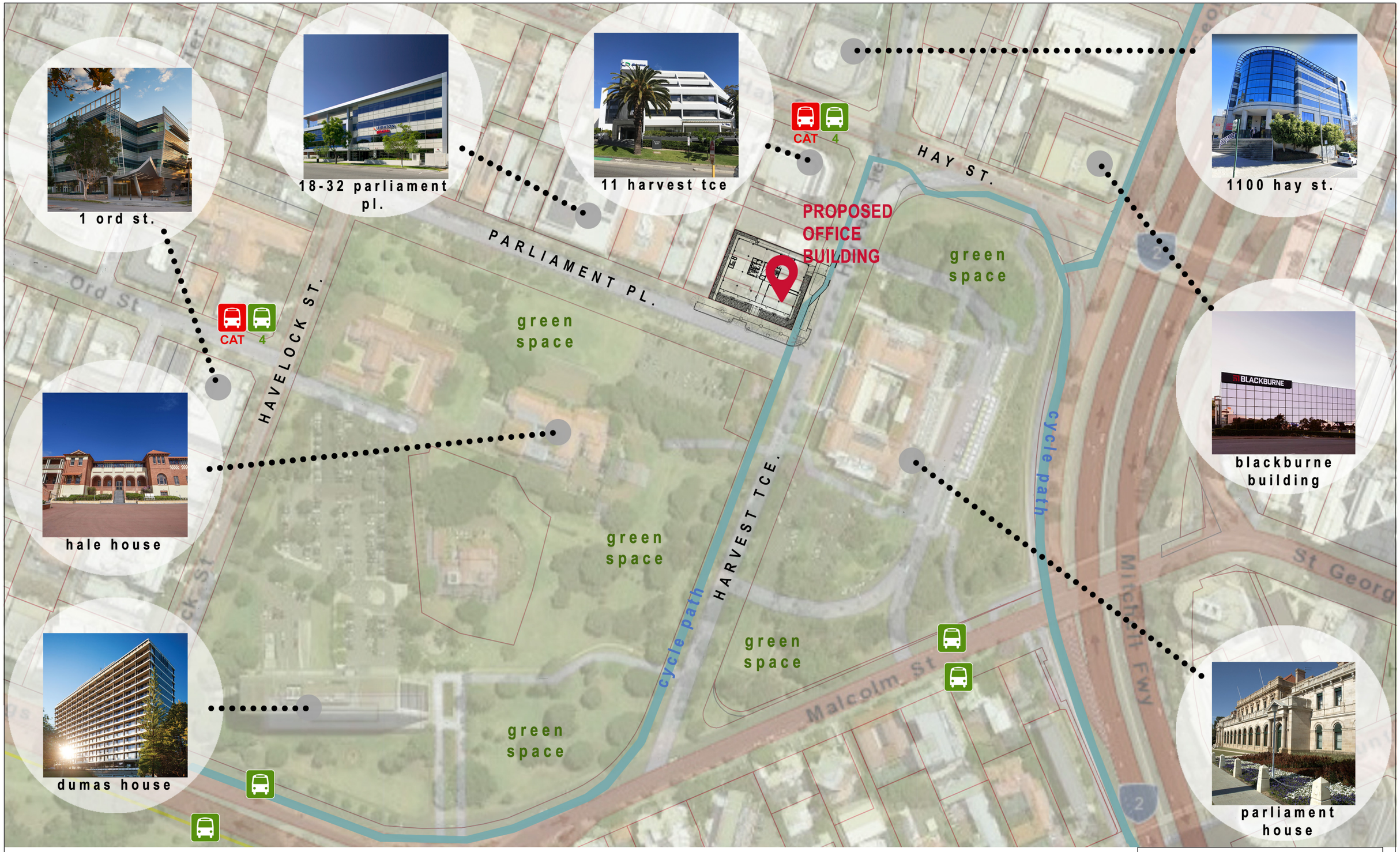

SK10

OFFICE BUILDING, CNR OF PARLIAMENT PLACE & HARVEST TERRACE, WEST PERTH

CONTEXTUAL PLAN

29 OCTOBER 2020 SCALE 1 : 2000 @ A3 JOB NO. BDG 1518

Bollig Design Group
Architecture
Urban Design
Master Planning
Interior Design
T. 61 8 9321 4402
Level 1, 1260 Hay Street, West Perth 6005
PO Box 1224, West Perth 6872
E. bdg@bollig.com.au W. bollig.com.au

SK11 | OFFICE BUILDING, CNR OF PARLIAMENT PLACE & HARVEST TERRACE, WEST PERTH

BUILDING SETBACKS PLAN

29 OCTOBER 2020 SCALE 1 : 1000 @ A3 JOB NO. BDG 1518

Bollig Design Group
Architecture
Urban Design
Master Planning
Interior Design
T. 61 8 9321 4402
Level 1, 1260 Hay Street, West Perth 6005
PO Box 1224, West Perth 6872
E. bdg@bollig.com.au W. bollig.com.au

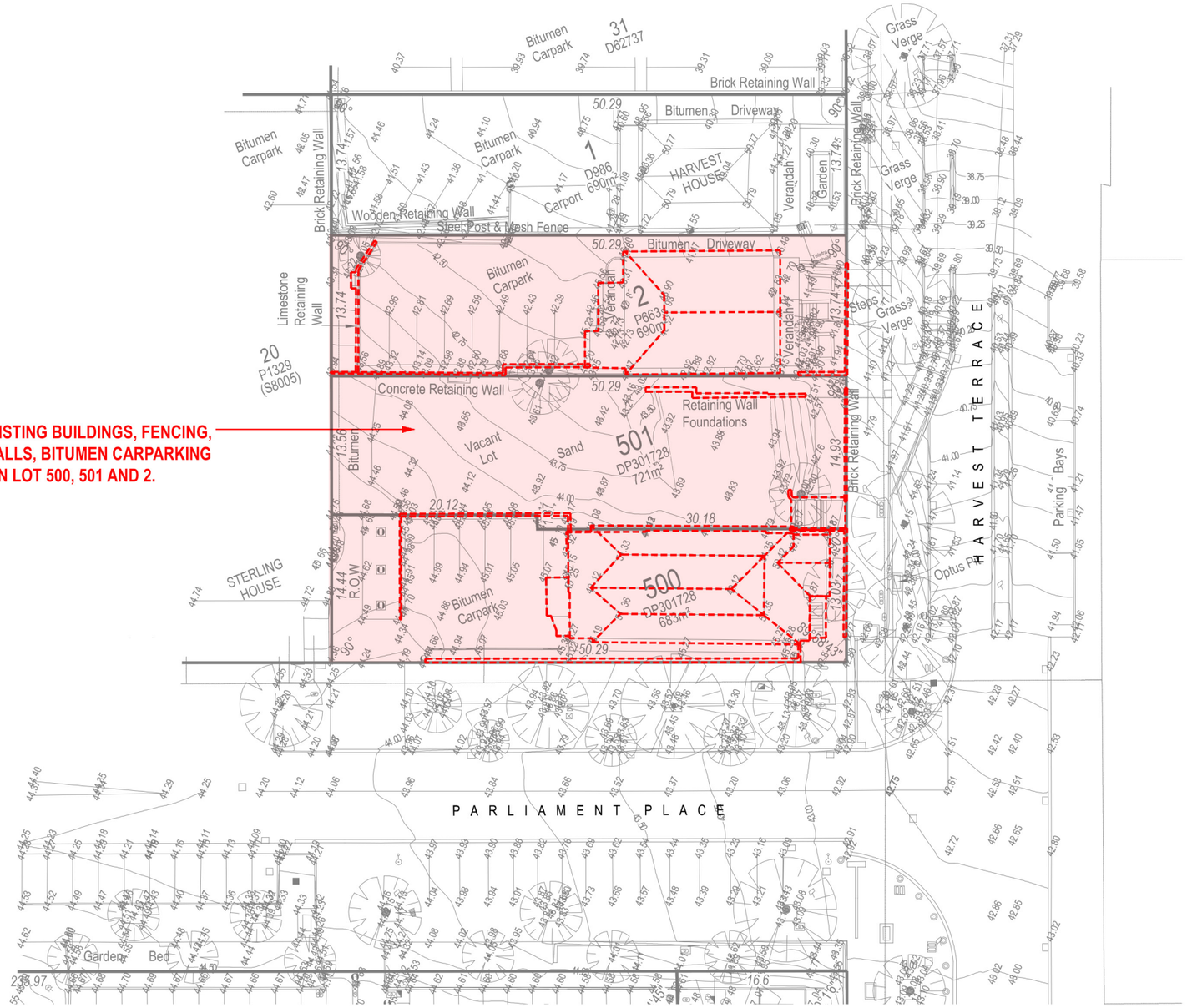

SK12 | OFFICE BUILDING, CNR OF PARLIAMENT PLACE & HARVEST TERRACE, WEST PERTH

DEMOLITION PLAN

29 OCTOBER 2020 SCALE 1 : 500 @ A3 JOB NO. BDG 1518

Bollig Design Group
Architecture
Urban Design
Master Planning
Interior Design
T. 61 8 9321 4402
Level 1, 1260 Hay Street, West Perth 6005
PO Box 1224, West Perth 6872
E. bdg@bollig.com.au W. bollig.com.au

HARVEST TERRACE

PARLIAMENT PLACE

SK13
REV A

OFFICE BUILDING, CNR OF PARLIAMENT PLACE & HARVEST TERRACE, WEST PERTH

STREETSCAPES

4 STOREY D.A.

JOB NO. BDG 1518 09 DECEMBER 2020

Bollig Design Group
Architecture
Urban Design
Master Planning
Interior Design
T. 61 8 9321 4402
Level 1, 1260 Hay Street, West Perth 6005
P.O Box 1224, West Perth 6872
E. bdg@bollig.com.au W. bollig.com.au



DONNYBROOK STONE WALL CLADDING

GRANITE PAVING



BLUESTONE FEATURE WALL CLADDING

GLASS FACADE & SUNSHADES

SK14

OFFICE BUILDING, CNR OF PARLIAMENT PLACE & HARVEST TERRACE, WEST PERTH

MATERIALS BOARD

NOVEMBER 2020 JOB NO. BDG 1518

Bollig Design Group
Architecture
Urban Design
Master Planning
Interior Design
T. 61 8 9321 4402
Level 1, 1260 Hay Street, West Perth 6005
PO Box 1224, West Perth 6872
E. bdg@bollig.com.au W. bollig.com.au

SUNSHADE PROPORTIONAL STUDY REFLECTS RANDOM SHAPES OF MAJOR FORMS/ ELEMENTS AT PARLIAMENT HOUSE

SK15

OFFICE BUILDING, CNR OF PARLIAMENT PLACE & HARVEST TERRACE, WEST PERTH

PROPORTIONAL STUDY

NOVEMBER 2020 JOB NO. BDG 1518

Bollig Design Group
Architecture
Urban Design
Master Planning
Interior Design
T. 61 8 9321 4402
Level 1, 1260 Hay Street, West Perth 6005
PO Box 1224, West Perth 6872
E. bdg@bollig.com.au W. bollig.com.au

LOCATION PLAN
NOT TO SCALE

LEGEND OF FEATURES

- BOUNDARY
- CONTOUR (INTERVAL OF 0.25m)
- BUILDING / STRUCTURE
- ROOF LINE
- BRICK PAVING
- FOOTPATH
- KERB
- ROAD CENTRELINE
- OVER HEAD POWER LINE
- TACTILE PAVING
- SEWER PIPE
- WATER MAIN

WATER & SEWER DATA SHOWN ON THIS PLAN IS DERIVED FROM SUPPLIED WATER CORPORATION INFORMATION SHEETS AND IS COMPILED AS BEST-FIT MODEL. BROWN MCALLISTER SURVEYORS CANNOT GUARANTEE THE ACCURACY OF THIS DATA.

- NATURAL SURFACE LEVEL
- BITUMEN SURFACE LEVEL
- FLOOR LEVEL
- STOP VALVE
- STORM WATER GRATE
- TAP
- DRAINAGE GULLY
- SECURITY ACCESS POINT
- TICKET MACHINE
- ELECTRIC CABLE BOX
- HIGH MAST LIGHT
- LIGHT POLE
- COMMUNICATION PIT
- TELSTRA PIT
- TELSTRA MANHOLE
- BOLLARD
- SIGN
- TREE AT SCALE
- SMALL TREE

Combined areas of Lots 500, 501 & 2 approximately 2094m². Subject to survey
Areas as stated on Certificate of Title sketches

The Deposited Plan 301728 is yet to be produced. The plan & lot numbers have been allocated as an interim measure to enable issue of a digital certificate of title. Please refer to title for the sketch of the land.

DATUM	SCALE 1 : 400
HORIZONTAL - PCG 94 VERTICAL - AHD	0 1 2 3 4 5 10 15 20 25 All distances in metres unless stated otherwise

COPYRIGHT OF ALL THIS PLAN IS RESERVED BY BROWN McALLISTER SURVEYORS AND REMAINS THE PROPERTY OF THE AFOREMENTIONED AND SHALL BE RETURNED UPON REQUEST. USE OF ALL OR PART OF THIS PLAN IS RESTRICTED WITHOUT PRIOR WRITTEN PERMISSION.

ALL AREAS AND DIMENSIONS ARE SUBJECT TO SURVEY AND EXAMINATION

THE BOUNDARIES WERE NOT RE-ESTABLISHED AS PART OF THIS SURVEY THEREFORE THIS PLAN DOES NOT GUARANTEE THEIR ACCURACY

EXISTING BOUNDARY DIMENSIONS AND LOT AREAS HAVE BEEN TAKEN FROM LANDGATE RECORDS P663, D986, DP76238, DP35562

FIELD INSPECTION IS RECOMMENDED FOR LOCATION OF SERVICES PRIOR TO ANY EXCAVATION

No.	DETAILS	DATE	DRAWN	CHECKED
1	CHANGED TO BE FLATTENED	21/01/2019	J.HUMPHREYS	T.PIZZI
0	APPROVED & ISSUED TO CLIENT	18/01/2019	J.HUMPHREYS	T.PIZZI

REVISIONS

FEATURE SURVEY OF LOT 500 & 501 ON DP 301728, LOT 2 ON P663, LOT 1 ON D986, LOT 1312 ON DP35562 (RESERVE 44975) & PORTION OF LOT 500 ON DP76238 (RESERVE 26741) HARVEST TERRACE & PARLIAMENT PLACE, WEST PERTH

Client: HARVEST TERRACE PTY LTD C/- BOLLIG DESIGN GROUP

Brown McAllister Surveyors
Licensed Surveyors | Land Development & Strata Consultants | Engineering Surveyors
Email : admin@brownmcallister.com.au
Tel: (08) 9386 9688
43 Broadway, Nedlands, Western Australia, 6009
Fax: (08) 9386 9677

SHEET	A2
SURVEYED	M.WALL - 17/01/2019 D.SMEDLEY - 17/01/2019
FIELD NOTES	
DRAWN	J.HUMPHREYS - 17/01/2019
CHECKED	
REFERENCE	19503-1F_rev1

мнφ /ƧYYdzyλűè 5ŜØŜfƧLJYŜyű !ffλl·yŎŜ wŜLJƧŃűă

12.1 /h±L5πмф !ŘØλăƧŃè /ƧYYλűűŜŜă

wŜăLJƧyãλōfŜ hŦŦλŎŜŃ	!yŷŜ .l·yʅăπaŎ!ffλăűŜŃΣ DŜyŜŃl·f al·yl·∃ŜŃ /ƧYYdzyλűè 5ŜØŜfƧLJYŜyű !ffλl·yŎŜ
±ƧűλyƎ wŜljdzλŃŜYŜyű	!ōăƧfdzűŜ al·ƨƧŃλűè
!űűl·ŎKYŜyűă	!űűl·ŎKYŜyű мнφм! π /h±L5πмф 9ŎƧyƧYλŎ wŜōƧdzyŘ {űŃl·űŜ∃è

tdzŃLJƧăŜ

¢Ƨ dzLJŘl·űŜ /ƧdzyŎλf ƧyűKŜ ăűl·űdză ƧŦ űKŜ űKŃŜŜ !ŘØλăƧŃè /ƧYYλűűŜŜă Ŝăűl·ōfλăKŜŘ űƧ ădzLJLJƧŃű űKŜ /λűè øλűK űKŜ λYLJfŜYŜyűl·űλƧy ƧŦ űKŜ /λűè ƧŦ tŜŃűK /h±L5πмф 9ŎƧyƧYλŎ wŜōƧdzyŘ {űŃl·űŜ∃è l·yŘ űƧ LJŃƧLJƧăŜ űKŜ /ƧYYλűűŜŜă ōŜ Řλăōl·yŘŜŘφ

¢Kλă λűŜY Kl·ă ōŜŜyYƧØŜŘ ŦŃƧY űKŜ Ŏl·yŎŜffŜŘ н CŜōŃdzl·Ńè нлнм {LJŜŎλl·f /ƧdzyŎλf aŜŜűλyƎ λyűƧ űKλă l·∃ŜyŘl·φ

wŜŎƧYYŜyŘl·űλƧy

¢Kl·ű /ƧdzyŎλf 5L{.!b5{ űKŜY

мφ al·ŃʅŜűλyƎ l·yŘ tŃƧYƧűλƧyã !ŘØλăƧŃè /ƧYYλűűŜŜ

нφ 9ØŜyűăΣ /dzfűdzŃŜ l·yŘ űKŜ !Ńűă !ŘØλăƧŃè /ƧYYλűűŜŜ

оφ /λűè !YŜyλűè !ŘØλăƧŃè /ƧYYλűűŜŜ

. l·Ŏ⌊∃ℕ2dzyŘ

мφ !ŭ λŭă YˆŜŜŭλyƎ KŜfŘ нс a l·è нлнлΣ /2dzyŎλf ŜyŘ2ℕăŜŘ ŭKŜ /λŭè 2Ŧ tŜℕŭK /h±L5πмφ 9Ŏ2y˙2YˆλŎ wŜō2dzyŘ {ŭℕl·ŭŜƎè λyŎfdzŘλyƎ l· făăŭ 2Ŧ 2LJŜℕl·ŭλ2yˆl·f l·ŎŭλØλŭλŜă l·yŘ LJℕ2ΣŜŎŭă Ŧ2ℕ λyŎfdzăλ2y˙λy˙ŭKŜ нлнлкнм .dzŘƎŜŭ l·ŭ l· Ŏ2ăŭ 2Ŧ ÞмуΣллл∑ллφ

нφ !ŭ λŭă YˆŜŜŭλyƎ KŜfŘ ол WdzyŜ нлнлΣ /2dzyŎλf Ŏ2yăλŘŜℕŜŘ YˆI·¿2ℕ ŜØŜyŭă Ŧ2ℕ нлнлкнм l·yŘ ℕŜă2fØŜŘ ŭ2 λyŎℕŜl·ăŜ ŭKŜ ōdzŘƎŜŭ l·ff2Ŏl·ŭλ2y˙ ŭ2 Þнл∑ммр∑ллл ŭ2 l·ff2ø LJfl·yyλyƎ ŭ2 LJℕ2ŎŜŜŘ Ŧ2ℕ !dzăŭℕl·fλl· 5l·è /ŜfŜōℕl·ŭλ2yã ó{⌊èø2ℕ⌊ăŭΣ l· ăŜℕλŜă 2Ŧ /KℕλăŭYˆl·ă /2yŎŜℕŭăΣ l·yŘ bŜø ¸Ŝl·ℕΩă 9ØŜ /ŜfŜōℕl·ŭλ2yãφ

оφ ² KŜy˙ ŜyŘ2ℕăλyƎ ŭKŜ /h±L5πмφ 9Ŏ2y˙2YˆλŎ wŜō2dzyŘ {ŭℕl·ŭŜƎèΣ /2dzyŎλf l·fă2 Ŝăŭl·ōfλăKŜŘ ŭKŜ Ŧ2ff2øλyƎ !ŘØλă2ℕè /2YˆYˆλŭŭŜŜă l·yŘ l·LJLJ2λyŭŜŘ λŘŜyŭλŦλŜŘ ⌊Ŝè ăŭl·⌊ŜK2fŘŜℕă ŭ2 ŭKŜ /2YˆYˆλŭŭŜŜăY

l·φ a l·ℕ⌊ŜŭλyƎ l·yŘ tℕ2Y˙2ŭλ2yã !ŘØλă2ℕè /2YˆYˆλŭŭŜŜ

ōφ 9ØŜyŭăΣ /dzfŭdzℕŜ l·yŘ ŭKŜ !ℕŭă !ŘØλă2ℕè /2YˆYˆλŭŭŜŜ

Ŏφ /λŭè !YˆŜyλŭè !ŘØλă2ℕè /2YˆYˆλŭŭŜŜ óλyŎfdzŘλyƎ K2YˆŜfŜăăyŜăăΣ ŎfŜl·yfλyŜăăΣ Ŏ2YˆYˆdzyλŭè ăl·ŦŜŭèú

пφ ¢KŜăŜ /2YˆYˆλŭŭŜŜă øŜℕŜ λyŭŜyŘŜŘ l·ă l· YˆŜŎKl·yλăY˙ Ŧ2ℕ ŭKŜ /λŭè ŭ2 Ŏ2yãdzfŭ øλŭK ⌊Ŝè ăŭl·⌊ŜK2fŘŜℕă 2y˙l·y˙ 2yπƎ2λyƎ ōl·ăλă 2ØŜℕ ŭKŜ yŜÈŭ мн Y˙2yŭKă óŭ2 ол WdzyŜ нлнм dzyfŜăă 2ŭKŜℕøλăŜ ŘλℕŜŎŭŜŘ ōè /2dzyŎλfú l·yŘ ŭ2 LJℕ2ØλŘŜ l·ŘØλŎŜ 2y˙ŭKŜ ōŜăŭ l·ff2Ŏl·ŭλ2y˙2Ŧ ŭKŜ Þнл∑ммр∑ллл Ŧ2ℕ ŭKŜ ŜŎ2y˙2YˆλŎ ℕŜŎ2ØŜℕè l·yŘ ℕŜō2dzyŘ 2Ŧ ŭKŜ /λŭèφ

рφ /2dzyŎλfΩă ŘŜŎλăλ2yã l·ō2dzŭ LJℕ2¿ŜŎŭă l·yŘ ŜÈLJŜyŘλŭdzℕŜ l·ℕŜ ŘŜLJŜyŘŜyŭ 2y˙Ŧ2ℕYˆl·f ℕŜŎ2YˆYˆŜyŘl·ŭλ2yã Ŧℕ2Y˙ ŭKŜ /2YˆYˆλŭŭŜŜăφ

сφ ¢KŜăŜ /2YˆYˆλŭŭŜŜă øŜℕŜ Ŝăŭl·ōfλăKŜŘ ăŜŎŭλ2y˙pφy 2Ŧ ŭKŜ *Local Government Act 1995* l·yŘ 2LJŜℕl·ŭŜŘ dzyŘŜℕ ¢ŜℕYˆă 2Ŧ wŜŦŜℕŜyŎŜ ŜyŘ2ℕăŜŘ ōè /2dzyŎλfφ YŜè l·ăLJŜŎŭă 2Ŧ ŭKŜ /2YˆYˆλŭŭŜŜă l·ℕŜY

l·φ LyŎfdzŘŜ ŭŜy˙ LJŜ2LJfŜ 2y˙ Ŝl·ŎK /2YˆYˆλŭŭŜŜ øλŭK ℕŜLJℕŜăŜyŭl·ŭλØŜă Ŧℕ2Y˙ ŭKŜ Ŏ2YˆYˆdzyλŭèΣ ℕŜfŜØl·yŭ 2ℕƎl·yλăl·ŭλ2yãΣ l·yŘ ŭKŜ ōdzăλyŜăă Ŏ2YˆYˆdzyλŭè øK2 Kl·ØŜ ℕŜfŜØl·yŭ 2LJŜℕl·ŭλ2yl·f ŜÈLJŜℕŭλăŜ l·yŘ ⌊y2øfŜŘƎŜ 2Ŧ ŭKŜ λYˆLJl·Ŏŭă 2Ŧ /h±L5πмφ

ōφ ¢ŜℕY˙ Ŧ2ℕ 2yŜ èŜl·ℕ ŜyŘλyƎ м Wdzfè нлнм

Ŏφ 52 y2ŭ λyŎfdzŘŜ /2dzyŎλf ℕŜLJℕŜăŜyŭl·ŭλØŜă

Řφ !ℕŜ ădzLJLJ2ℕŭŜŘ ōè /λŭè 2ŦŦλŎŜℕă Ŧ2ℕ ŭKŜ Ŏ22ℕŘλyl·ŭλ2y˙ 2Ŧ l·ƎŜyŘl·ă l·yŘ YˆλyfzŭŜăΣ ø2ℕ⌊ăK2LJăΣ /2YˆYˆλŭŭŜŜ YˆŜŜŭλyƎăΣ l·yŘ ŭKŜ LJℕŜLJl·ℕl·ŭλ2y˙2Ŧ ℕŜLJ2ℕŭă ŭKℕ2dzƎK ŭ2 /2dzyŎλf Ŧ2ℕ Ŏ2yăλŘŜℕl·ŭλ2y˙

Ŝφ /2YˆYˆλŭŭŜŜ /Kl·λℕă l·ℕŜ ŜfŜŎŭŜŘ ōè /2YˆYˆλŭŭŜŜ YˆŜYˆōŜℕă

Ŧφ C2ℕYˆl·f /2YˆYˆλŭŭŜŜ YˆŜŜŭλyƎă dzăλyƎ /2dzyŎλf {ŭl·yŘλyƎ hℕŘŜℕă

Ǝφ tℕŜŘ2Yˆλyl·yŭfè l·ŘØλă2ℕè øλŭK y2 ŘŜfŜƎl·ŭŜŘ l·dzŭK2ℕλŭè ŭ2 YˆI·⌊Ŝ ŘŜŎλăλ2yã

Kφ wŜŎ2YˆYˆŜyŘl·ŭλ2yã l·ℕŜ Yˆl·ŘŜ ŭ2 ŭKŜ /2dzyŎλf ŭKℕ2dzƎK ŭKŜ y2ℕYˆl·f /2dzyŎλf LJℕ2ŎŜăă

λφ !ff ŜÈLJŜyŘλŭdzℕŜ l·ăă2ŎλŭŜŘ øλŭK ŭKŜ 9Ŏ2y˙2YˆλŎ wŜō2dzyŘ {ŭℕl·ŭŜƎè óÞнлφмYˆú λă YˆI·ŘŜ ōè /2dzyŎλf 2y˙ ℕŜŎ2YˆYˆŜyŘl·ŭλ2y˙Ŧℕ2Y˙ ŭKŜ !ŘØλă2ℕè /2YˆYˆλŭŭŜŜă

тφ ¢2 YˆλyλYˆλăŜ ŭKŜ ΨŦ2ℕYˆl·fΩ YˆŜŜŭλyƎ ℕŜIjdzλℕŜYˆŜyŭăΣ λyŎfdzŘλyƎ dzăŜ 2Ŧ /2dzyŎλfΩă {ŭl·yŘλyƎ hℕŘŜℕăΣ Y˙2ăŭ ŜyƎl·ƎŜYˆŜyŭ øλŭK !ŘØλă2ℕè /2YˆYˆλŭŭŜŜă øl·ă KŜfŘ ØλI· Ŧl·ŎλfŭŭI·ŭŜŘ 2yfλyŜ ø2ℕ⌊ăK2LJă l·yŘ ŭKŜy˙ŭKℕ2dzƎK Ŧl·ŎŜ ŭ2 Ŧl·ŎŜ ø2ℕ⌊ăK2LJăφ tℕŜăŜyŭl·ŭλ2yã Ŧℕ2Y˙ /λŭè 2ŦŦλŎŜℕă l·yŘ ŜÈŭŜℕyl·f ŜÈLJŜℕŭă øŜℕŜ KŜfŘ 2y˙ ⌊Ŝè ŭ2LJλŎă ℕŜfŜØl·yŭ ŭ2 Ŝl·ŎK /2YˆYˆλŭŭŜŜφ ¢KŜăŜ Ŧ2ℕdzYˆă l·ff2øŜŘ ăŭl·ŦŦ ŭ2 LJℕŜLJl·ℕŜ Ŧ·ƎŜyŘl·ă Ŧ2ℕ Ŧ2ℕYˆl·f !ŘØλă2ℕè /2YˆYˆλŭŭŜŜ aŜŜŭλyƎă øKŜℕŜ ℕŜŎ2YˆYˆŜyŘl·ŭλ2yã l·ō2dzŭ LJℕ2¿ŜŎŭăΣ λyŭλl·ŭλØŜă l·yŘ ŜÈLJŜyŘλŭdzℕŜ øŜℕŜ LJℕŜLJl·ℕŜŘ Ŧ2ℕ /2dzyŎλfφ !ff Ŧ2ℕYˆl·f YˆŜŜŭλyƎă øŜℕŜ ăŎKŜŘdzfŜŘ ŭ2 l·fλƎy˙ øλŭK /2dzyŎλf YˆŜŜŭλyƎăΣ K2øŜØŜℕ dzℕƎŜyŎè ŭ2 2ōŭl·λy˙ /2dzyŎλf ŘŜŎλăλ2yã 2ŦŭŜy˙ℕŜădzfŭŜŘ λy˙l· ℕdzăKŜŘ LJℕ2ŎŜăăφ

yφ {λyŎŜ Y˘λŘπWdzyŜ нлнл ŭKŜ /2Y˘Y˘λŭŭŜŜ Y˘ŜY˘ōŜℕă Kl·ØŜ LJl·ℕŭλŎλLJl·ŭŜŘ λy˘нс ø2ℕ]ăK2LJă 2ℕ Y˘ŜŜŭλyƎăφ

фφ 9l·ŎK !ŘØλă2ℕè /2Y˘Y˘λŭŭŜŜ Ŏ2yãλŘŜℕŜŘ l·yŘ LJℕ2ØλŘŜŘ ℕŜŎ2Y˘Y˘ŜyŘl·ŭλ2yã ŭ2 /2dzyŎλf 2y˘ŭKŜ Ŧ2ff2øλyƎY

al·ℕ]ŜŭλyƎ ɜ tℕ2Y˘2ŭλ2y˘!/	9ØŜyŭăΣ /dzŭdzℕŜ ɜ !ℕŭă!/	/λŭè!Y˘ŜyŭŭèΣ!/
al·ℕ]ŜŭλyƎ /l·Y˘LJl·λƎy˘ ŭ2 LJℕ2Y˘2ŭŜ tŜℕŭK l·ă ăl·ŦŜ l·yŘ 2LJŜy˘ç /tt CℕŜŜ tl·ℕ]λyƎT !dzŘλŜyŎŜ {ŜƎY˘Ŝyŭl·ŭλ2yT 9fŜŎŭλ2yãT wŜŭl·λfT Cɜ.T {Y˘l·ff .dzăλyŜăăT l·yŘ ±λăλŭ2ℕ /l·Y˘LJl·λƎyã	/h±L5πмφ wŜō2dzyŘ DℕJl·yã l·yŘ {LJ2yã2ℕăKλLJ DdzλŘŜfλyŜă	CŜl·ŭdzℕŜ [λƎKŭλyƎ λy˘ŭKŜ Il·è {ŭℕŜŜŭ al·ff
	al·ƨ2ℕ 9ØŜyŭă ç {]èø2ℕ]ăΣ bl·ŭλØλŭè l·yŘ bŜø ¸Ŝl·ℕΩă 9ØŜ	{dzLJLJ2ℕŭ Ŧ2ℕ a22ℕŜ {ŭℕŜŜŭ Idzō π ăŜŎdzℕλŭè ăŜℕØλŎŜă
	/h±L5πмφ wŜō2dzyŘ {ŭℕl·ŭŜƎè ç 9ØŜyŭă l·yŘ !ŎŭλØl·ŭλ2y˘tℕ2ƎℕI·Y˘ Ŧ2ℕ нлнлкнм	/dzŭdzℕl·ffè !LJLJℕ2LJℕλl·ŭŜ !ăăŜℕŭλØŜ hdzŭℕŜl·ŎK {ŜℕØλŎŜă ów22 C2ℕŎŜŭ
	/Kℕλăŭ˘Y˘l·ă bl·ŭλØλŭè ç ℕŜăLJ2yãŜ ŭ2 tŜŭλŭλ2y˘	wŜπLJℕλyŭ 2Ŧ ŭKŜ I2Y˘ŜfŜăă {ŜℕØλŎŜă λy˘ŭKŜ Lyŷ˘ŜℕΩπ/λŭè .ℕ2ŎKdzℕŜ
	wŜl·ff2Ŏl·ŭλ2y˘2Ŧ ōdzŘƎŜŭ Ŧℕ2Y˘ tŜℕŭK I2Y˘Ŝ Dℕ2øy˘ al·ℕ]Ŝŭăŭŭŭ2 ¢øλfλƎKŭ Il·ø]ŜℕΩă al·ℕ]Ŝŭ	/2yŭℕl·ŎŭŜŘ {l·ŦŜ /λŭè tl·ŭℕ2fă

млφ ¢KŜ !ŘØλă2ℕè /2Y˘Y˘λŭŭŜŜ aŜY˘ōŜℕă l·ℕŜY

9ØŜyŭăΣ /dzŭdzℕŜ l·yŘ !ℕŭă	al·ℕ]ŜŭλyƎ l·yŘ tℕ2Y˘2ŭλ2yã	/λŭè!Y˘ŜyŭŭèΣ
{KŜfl·ƎK al·Ǝl·ŘÎl·Σ /Kl·Y˘ōŜℕ 2Ŧ !ℕŭă l·yŘ /dzŭdzℕŜ	w2ō ² ŜŜŘŜyΣ tl·y˘tl·ŎλŦλŎ	!yŷŜπ al·ℕλŜ CŜℕƎdză2yΣ 9l·ăŭ tŜℕŭK /2Y˘Y˘dzyλŭè
bl·ŭKl·y˘.Ŝyŷ˘ŜŭŭΣ tŜℕŭK CŜăŭλØl·f	/l·ăăl·yŘℕl· a2yl·ƎKl·yΣ /.w9	[Ŝă ² λfă2yΣ [Ŝă ² λfă2y˘!ăăŜŭ al·yl·ƎŜY˘Ŝyŭ
{Kl·ℕ2y˘.dzℕƎŜăăΣ !ℕŭℕl·ƎŜ	aλℕλ [l·Ŏ]2ØλŎΣ L{t¢	5l·ℕℕŜy˘ Il·ℕŭΣ ² !t2fλŎŜ
W2Kyŷè 52l·yΣ b2ℕŭKōℕλŘƎŜ /2Y˘Y˘2y˘	WŜŦŦ [Ŝl·ŎKΣ [Ŝl·ŎK Dℕ2dzLJ	w2ōŜℕŭ aŜff2ℕΣ I2ăŭŜf D tŜℕŭK
YèfλŜ ¢l·èf2ℕΣ !ŎŭλØl·ŭŜ tŜℕŭK	!yŘè CℕŜŜY˘l·yΣ {yŜl·]Ŝℕă l·yŘ WŜl·yã	aλ]Ŝ YŜλffŜℕΣ adzăŭl·yƎ .l·ℕ
YèY˘ Cℕl·yŎŜăŎ2yλΣ ¢2dzℕλăY˘ ² !	!yƎŜfl· ¢Kl·YΣ .ℕ22]ŦλŜfŘ	5ŜōℕI· ½l·yŜfl·Σ wdzl·K
Idz∃K {λyƎŜΣ 9L!	.ℕ22]Ŝ .2l·ℕŘY˘l·yΣ 5ŜÈdză	{l·yŘℕI· .ℕŜøŜℕΣ tℕ2LJŜℕŭè /2dzyŎλf

tŜűŜℕ /λŜʏλűλăΣ /dztűdzℕl·t !ŘØλă2ℕè /2ʏʏλűűŜŜ	ʏℕăăűλ 5ŜʏLJăűŜℕΣ !ăăŜʏōťèЬ/2 óℕŜăλƎyŜŘ hŎűƨōŜℕó	a l·tŎƨfʏ wŜŜŘΣ / .w9 к !ŎűλØl·űŜ tŜℕűK
DŜʏʏl· ² ŜăűƨyΣ tŜℕűK CŜăűλØl·t	YèťλŜ ¢l·èťƨℕΣ !ŎűλØl·űŜ tŜℕűK	!KʏʏlŘ LōℕJl·KλʏλΣ /2ťťλŜℕă
{l·ăʈλl· 5ƨKŜℕűèΣ ¢ƨdzℕλăʏ ² !	aŜƎl·y .λŘŘťŜΣ /Kl·ℕűŜℕ ll·ťť	
.ℕJl·ŘťŜè ² ƨƨŘăΣ !l!		

{űl·ʈŜKƨťŘŜℕ 9yƎl·ƎŜʏŜyűℕ

мм⊕ {űl·ʈŜKƨťŘŜℕă øŜℕŜ ŎƨyãdztűŜŘ øKŜyʏ ůKŜ /h±L5πмφ 9Ŏƨyƨʏλŏ wŜōƨdzyŘ {ůℕJl·ůŜƎè øl·ă ŘŜØŜťƨLJŜŘΣ l·yŘ /2ʏʏλűűŜŜ ʏŜʏōŜℕă LJℕƨØλŘŜŘ l·ŘØλŎŜ ůƨ /2ʏʏλăăλƨyŜℕă ℕŜťl·ůλyƎ ůƨ ůKŜ λyλůλl·ůλØŜă ƨŦ ůKl·ů {ůℕJl·ůŜƎè l·ă ƨdzůťλyŜŘ øλůKλyʏůKŜλℕJ ℕŜăLJŜŎůλØŜ ¢ŜℕJʏă ƨŦ wŜŦŜℕJŜyŎŜφ

5λăŎdzăăλƨyʏ

мнφ ¢KŜ !ŘØλăƨℕè /2ʏʏλűűŜŜă øŜℕŜ ădzăLJŜyŘŜŘ ŘdzℕλyƎ ůKŜ ŎJ·ℕŜůl·ʈŜℕ LJŜℕλƨŘ fŜl·ŘλyƎ dzLJ ůƨ ůKŜ нлнл 9fŜŎůλƨyã l·yŘ Kl·ØŜ ăλyŎŜ yƨů ʏŜůφ !ă yƨ /2ʏʏλűűŜŜ ʏŜŜůλyƎă Kl·ØŜ ōŜŜyʏKŜťŘ ăλyŎŜ hŎůƨōŜℕ нлнлΣ λů λă ůλʏŜťè ůƨ l·ŘØλăŜ ůKŜ /2ʏʏλűűŜŜ ʏŜʏōŜℕă ƨŦ ůKŜ ăůl·ůdză ƨŦ ůKŜ /h±L5πмφ !ŘØλăƨℕè /2ʏʏλűűŜŜăφ

мо⊕ !ů ŎdzℕℕŜyů ůKŜ /h±L5πмφ !ŘØλăƨℕè /2ʏʏλűűŜŜ l·ℕŜ Ŝăůl·ōťλăKŜŘ l·ă Ŧƨℕʏl·t /2ʏʏλűűŜŜă ƨŦ /2dzyŎλť ς Kƨ⊘ŜØŜℕΣ ůKŜℕŜ l·ℕŜ yƨ ŜťŜŎůŜŘ ʏŜʏōŜℕ ℕŜLJℕŜăŜyůl·ůλØŜă ƨyʏůKŜăŜ /2ʏʏλűűŜŜăφ hℕλƎλyl·ťťè Ŝăůl·ōťλăKŜŘ ůƨ LJℕƨØλŘŜ l· Ŏƨʏʏdzyλůè LJŜℕăLJŜŎůλØŜ ůƨ ůKŜ /2ʏʏλăăλƨyŜℕă ŘdzℕλyƎ ůKŜλℕJ ůŜyƨdzℕŜΣ ůKŜ ℕƨťŜ ƨŦ ůKŜ /h±L5πмφ !ŘØλăƨℕè /2ʏʏλűűŜŜă l·ă Ŧƨℕʏl·t /2ʏʏλűűŜŜă ƨŦ /2dzyŎλť ʏl·è yƨ ťƨyƎŜℕ ōŜ ℕŜťŜØl·yůφ

мп⊕ LyůŜyŘŜŘ ůƨ LJℕƨØλŘŜ ℕŜLJℕŜăŜyůl·ůλØŜ Ŏƨʏʏdzyλůè λyLJdzů λyůƨ ŘŜŎλăλƨyπʏl·ʈλyƎΣ λů ŎƨdztŘ ōŜ l·ℕƎdzŜŘ ůKl·ů øλůK ůKŜ ℕŜůdzℕʏƨŦ l·y ŜťŜŎůŜŘ /2dzyŎλťΣ ůKŜ /2ʏʏλűűŜŜăΩ LJdzℕLJƨăŜ Kl·ă ōŜŜyℕŜLJťl·ŎŜŘ ōè ůKŜ ℕƨťŜ ƨŦ ŜťŜŎůŜŘ ʏŜʏōŜℕăφ l⊘ŜØŜℕΣ l·ă ʈŜè ăůl·ʈŜKƨťŘŜℕă λyʏůKŜ Ŏƨʏʏdzyλůè øλůK ŘØŜℕăŜ λŘŜl·ă l·yŘ ŜÈLJŜℕλŜyŎŜΣ ůKŜℕŜ ʏl·è ăůλťť ōŜ ƨLJLJƨℕůdzyλůè ůƨ Ŏƨyůλyƨdz Ŝ ŜyƎl·ƎŜʏŜyů øλůK ůKŜăŜ ăůl·ʈŜKƨťŘŜℕă l·yŘ l·ŘŘ Øl·ťdzŜ ůƨ ůKŜ /λůèΩă ŜŎƨyƨʏλŎ ℕŜŎƨØŜℕè ůKℕƨdzƎK ťŜăă ℕŜƎdztl·ℕ l·yŘ Ŧƨℕʏl·t Ŧƨℕdzʏă⊕

5ŜŎλăλƨyʏLʏLJťλŎl·ůλƨyã

мр⊕ !ă ůKŜ /2ʏʏλűűŜŜă ůŜℕʏă ŜÈLJλℕŜ ƨyʏол WdzyŜ нлнмΣ Řλăōl·yŘλyƎ ůKŜʏ yƨø øƨdztŘ ʏŜl·yůKŜ ůŜℕʏă ƨŦ ůKŜ ʏŜʏōŜℕă øλťť ŜyŘ ŦλØŜ ʏƨyůKă Ŝl·ℕťè⊕ !ă ůKŜ ʏŜʏōŜℕă Kl·ØŜ ŎƨyůℕλōdzůŜŘ ăλƎyλŦλŎl·yů ůλʏŜ l·yŘ ŎƨʏʏλůʏŜyů ůƨ ůKŜ /λůè ăλyŎŜ WdzyŜ нлнлΣ ʏŜʏōŜℕă ʏl·è ŜÈLJŜŎů ůKl·ů ůKŜλℕJ ℕƨťŜ øλťť Ŏƨyůλyƨdz λyʏăƨʏŜ ƨℕʏl·ů dzyůλť WdzyŜ нлнм⊕

мс⊕ !yʏl·LJLJℕƨLJℕλl·ůŜ ℕŜŎƨƎyλůλƨyʏƨŦ ůKŜλℕJ λʏLJƨℕůl·yů ŎƨyůℕλōdzůλƨyΣ ůƨƎŜůKŜℕJ øλůK ƨLJLJƨℕůdzyλůλŜă ƨŦℕJ ŜăăŦƨℕʏl·t ŜyƎl·ƎŜʏŜyů ƨŦℕJdzʏă ƨyʏʈŜè ůƨLJλŎă l·yŘ λăădzŜăΣ øλťť l·ťťƨø ůKŜ /λůè ůƨ Ŏƨyůλyƨdz ůƨ ōŜyŜŦλů Ŧℕƨʏ ůKŜ λyLJdzů ƨŦ ůKŜăŜ ʈŜè ăůl·ʈŜKƨťŘŜℕă l·yŘ ʏl·λyůl·λyʏůKŜ λʏLJƨℕůl·yů ℕŜťl·ůλƨyãKλLJă ŘŜØŜťƨLJŜŘ ŘdzℕλyƎ нлнл⊕

мт⊕ {KƨdztŘ /2dzyŎλť ădzLJLJƨℕůů ůKŜ Řλăōl·yŘλyƎ ƨŦ ůKŜ !ŘØλăƨℕè /2ʏʏλűűŜŜă λyʏ ůKŜλℕJ ŎdzℕℕŜyů Ŧƨℕʏl·ůΣ l·yʏ l·LJLJℕŜŎλl·ůλƨyʏŜØŜyů øλťť ōŜ ƨℕƎl·yůăŜŘ⊕

{ǘɴl·ǘŜƎƛŎƩ [ŜƎl·f l·yŘ tƧfƛŎè LƳLJfƛŎl·ǘƛƧƴã

{ǘɴl·ǘŜƎƛŎ	
{ǘɴl·ǘŜƎƛŎ /ƧƳƳdzyƛǘè tfl·y ! ăLJƛɴl·ǘƛƧƴ	t l·ɴǘƴŜɴăKƛLJ ! Ŏƛǘè ǘKl·ǘ Kl·ă Ŝl·ɴyŜŘ ǘKŜ ɴŜăLJŜŎǘ l·yŘ ădzLJLJƧɴǘ ƧŦ ǘKŜ fƧŎl·f ƛyŘdzăǘɴè ǘKɴƧdzƎK ăǘɴƧyƎ LJl·ɴǘƴŜɴăKƛLJă ǿƛǘK ăǘl·ǘŜ ōƧŘƛŜăƩ ƛyŘdzăǘɴè l·yŘ ŎƧƳƳdzyƛǘè ƎɴƧdzLJă l·yŘ ƧǘKŜɴ ʅŜè ăǘl·ʅŜKƧfŘŜɴă
{ǘɴl·ǘŜƎƛŎ /ƧƳƳdzyƛǘè tfl·y hōƧŜŎǘƛǾŜƳ	cφp aŜl·yƛyƎŦdzf l·yŘ ăƛyŎŜɴŜ ŜyƎl·ƎŜƳŜyǘ ǿƛǘK l·ăăƧŎƛl·ǘƛƧyã l·yŘ ƧɴƎl·yƛăl·ǘƛƧyã ǘKl·ǘ ɴŜLJɴŜăŜyǘ Ǿl·ɴƛƧdză ƛyǘŜɴŜăǘ ƎɴƧdzLJăƩ ǘƧ Ŧl·Ŏƛfƛǘl·ǘŜ l·yŘ LJɴƧƳƧǘŜ l· ăKl·ɴŜŘ ǾƛăƛƧƴ ŦƧɴ tŜɴǘK l·ă l· /ƛǘèφ cφc /Ƨffl·ōƧɴl·ǘƛƧƴƩ ădzLJLJƧɴǘ l·yŘ ŎƧƳƳdzyƛŎl·ǘƛƧƴ ǿƛǘK yŜƛƎKōƧdzɴƛyƎ fƧŎl·f ƎƧǾŜɴyƳŜyǘăƩ LJŜl·ʅ ƛyŘdzăǘɴè l·ăăƧŎƛl·ǘƛƧyã l·yŘ ŎƧƳƳdzyƛǘè ƎɴƧdzLJă ǘƧ ƧLJǘƛƳƛăŜ ƧdzǘŎƧƳŜă ŦƧɴ ǿƛŘŜɴ tŜɴǘK l·ɴŜl·ă ăŜɴǾŜŘ ōè l·ff ƧŦ ǘKŜăŜ ăǘl·ʅŜKƧfŘŜɴă
LăădzŜ {LJŜŎƛŦƛŎ {ǘɴl·ǘŜƎƛŜă l·yŘ tfl·yãƳ	/h±L5πмφ 9ŎƧyƧƳƛŎ wŜōƧdzyŘ {ǘɴl·ǘŜƎè 9ăǘl·ōfƛăK l· ǘKɴŜŜπŦƧfŘ !ŘǾƛăƧɴè /ƧƳƳƛǘǘŜŜ ăǘɴdzŎǘdzɴŜ ŦƧɴ ǘKŜ /ƛǘè ǘƧ ŎƧyãdzfǘ ʅŜè ăǘl·ʅŜKƧfŘŜɴă l·yŘ l·ăăƛăǘ ƛyǘKŜ ŜŎƧyƧƳƛŎ ɴŜŎƧǾŜɴ ƧŦ ǘKŜ Ŏƛǘè l·ă l· ɴŜădzfǘ ƧŦ /h±L5πмφ

[ŜƎl·f l·yŘ tƧfƛŎè	
[ŜƎƛăfl·ǘƛƧƴ	{ŜŎǘƛƧƴ pφy ƧŦ ǘKŜ *Local Government Act 1995* ¢Kƛă ăŜŎǘƛƧƴ LJŜɴƳƛǘă l· fƧŎl·f ƎƧǾŜɴyƳŜyǘ ǘƧ Ŝăǘl·ōfƛăK ól·yŘ ǘKŜɴŜŦƧɴŜ l·făƧ Řƛăōl·yŘú l· /ƧƳƳƛǘǘŜŜφ
[ŜƎl·f l·ŘǾƛŎŜƳ	bƧǘ !LJLJfƛŎl·ōfŜ
tƧfƛŎè	bƧǘ !LJLJfƛŎl·ōfŜ

Cƛyl·yŎƛl·f LƳLJfƛŎl·ǘƛƧyã

¢KŜɴŜ l·ɴŜ yƧ ŘƛɴŜŎǘ Ŧƛyl·yŎƛl·f ƛƳLJfƛŎl·ǘƛƧyã ɴŜfl·ǘƛyƎ ǘƧ ǘKŜ ɴŜŎƧƳƳŜyŘl·ǘƛƧƴ ǿƛǘKƛƴ ǘKƛă ɴŜLJƧɴǘφ

wŜfŜǾl·yǘ 5ƧŎdzƳŜyǘă

bƧǘ !LJLJfƛŎl·ōfŜ

CdzɴǘKŜɴ ƛyŦƧɴƳl·ǘƛƧƴ

bƧǘ !LJLJfƛŎl·ōfŜ

!¢¢!/I a9b¢ мн¢м!

City of Perth

COVID19 Economic Rebound Strategy

1

Overview

COVID19 had a profound impact on the City's services and facilities, with most facilities *(except for the childcare centre)* closed and administration staff working from home since 26 March.

The business community has also been impacted heavily by the onslaught of the pandemic over these past months, with a range of business sectors - including retail shops, hospitality providers (restaurants, bars, cafes, nightclubs), tourism operators, accommodation, education and health services like gyms - required to close. Most small and medium sized businesses that could continue to operate had to reduce staff or at least staff hours. Many of these businesses reportedly face the risk of closure as they typically do not have the cash reserves to offset declining revenues experienced during COVID19, many have also had to pivot business operations to the restrictions placed on their operations by the Federal or State Government (such as takeaways, home delivery, manufacturing new or different products etc). The reduction of available jobs and the reduction in the payment of wages will have flow-on impacts to households and cause major financial stress to many members in the community.

The Federal and State Governments have both announced a range of economic and support measures targeting the most heavily affected business sectors. Economic initiatives are aimed at getting cash to businesses to help them keep their employees in jobs. A range of measures have also focused on household income through to JobKeeper and JobSeeker payments, rental assistance and other family tax benefits.

Like many other local governments, the City has adopted its own targeted economic relief and stimulus package to provide immediate support. Some of the elements of this package included, amongst other things, a freeze in increases in municipal rates and charges, no fees and charges relating to inspection services for small business for the next three months, suspension of lease and rental payments for three months to all City of Perth tenants leasing City-owned property, including the relinquishment of bank guarantees, reduced payment terms for creditors from 30 to 15 days and enacted a $10 flat-rate all day parking across each of our 34 CPP car park and free on street parking.

The Inner Perth Local Governments (Perth, Vincent, Subiaco, Victoria Park and South Perth) have collaborated to share learnings and insights during this period. The City has also been actively involved with weekly Capital City Council Lord Mayor (CCCLM) and CCCLM CEO meetings. The CCCLM CEO group is collaborating to develop a list of 'shovel-ready' projects that can be considered for Federal funding as part of the Commonwealth Government's Economic Stimulus package. It is anticipated that some of the projects identified for WA will get support through this initiative.

The purpose of an Economic Rebound Strategy is to support Perth's community and businesses over the next three years, with a strong return to economic performance. Through the implementation of this strategy alongside the community, the City of Perth will aim to make it easier to do business in Perth, cut red tape and improve community outcomes.

Informed by key stakeholders, this strategy provides clarity on the City's activities that will be delivered to ensure the community, local business as well as visitors have the best opportunity to thrive in a landscape that has been altered significantly.

An Advisory Committee structure is recommended for ongoing collaboration and feedback from various sectors of the business community to ensure that the City delivers on these stakeholder expectations.

The City of Perth Strategic Community Plan 2019-2029 identifies six community aspirations, each supported by objectives that guide the City in achieving these aspirations. All six of these community aspirations are supported by the implementation of this strategy.

Strategic Community Plan 2019-2029

VISION: VIBRANT, CONNECTED, PROGRESSIVE

1 People

A safe, activated and welcoming city that celebrates its diversity and sense of community, providing unique educational, cultural, sporting and lifestyle offerings.

2 Place

A well-planned and functional built form environment, promoting world class architecture, appreciation of heritage, diversity of land use and a sustainable, affordable and accessible integrated transport system.

3 Planet

A city that respects, protects and fosters its natural environment, embraces the principles of sustainability and acknowledges the impacts of our changing climate.

4 Prosperity

A city with a diverse and resilient economy capitalising upon its unique competitive advantages and creative reputation, attracting sustainable investment in education, tourism, entertainment, commerce, technology and trade.

5 Performance

A city led by a Council and supported by an administration that is committed to sound strategy and governance, excellence in customer service and effective and sincere engagement with all stakeholders.

6 Partnership

A City that has earned the respect and support of the local industry through strong partnerships with state bodies, industry and community groups and other key stakeholders.

2

Strategic approach

RETURN AND RECOVER

Help get Perth back up and running. Ease the community, businesses and City staff into the new 'normal' way of life; whereby people enjoy this great capital city safely. This will involve:

- Enhancing cleaning practices
- Making it easy to do business
- Helping people feel safe
- Addressing homelessness and rough sleeping through key partnerships
- Supporting, marketing and promoting industry sectors and business success stories
- Returning vibrancy to the city.

RE-INVENT AND REVIVE

Innovate alongside our community and stakeholders to revive Perth as a destination of choice to visit, live, work, invest or study in. Then maximise this collaboration through continued engagement with stakeholders so City services, business support, activities and events meet mutual expectations.



RECALIBRATE AND REPEAT

Seek continued improvement by asking for, listening to and acting on stakeholder feedback and evaluation of the activities undertaken. Keep delivering services that are valued by our community and respond to changing needs of our stakeholders by recalibrating activities that no longer meet these needs.

3

What we have done up to now

Built a responsive Task Force

In response to the declared emergency on 19 March 2020, the City activated its Crisis Coordination Incident Team (CCIT) as required under its Emergency Management Plan. The purpose of the Task Force was to:

- Quickly respond to information as it was released by the Department of Health as the State's Hazard Management Agency.
- Safeguard the health and wellbeing of the community, visitors, businesses and City staff and volunteers.

Actions included closing City facilities such as the iCity Kiosk, Citiplace Community Centre, Citiplace Rest Centre, Perth Town Hall and the City of Perth Library. The City's Child Care Centre remained open to support essential workers to continue to work.

Established plans and took action

The City developed and implemented a Business Continuity Plan (BCP). The plan gave some level of stability to the people of Perth during these unprecedented times. It ensured essential services continued while new initiatives were put into place in response to quickly changing community needs. The Plan included a skills assessment across the City's staff to guide the redeployment of people where required.

Fiscal governance

Detailed financial modelling was performed to understand the impact of lost income on the City. Cost savings were achieved through the reduction of discretionary operating projects, with focus placed on essential services and the delivery of COVID19 recovery initiatives. All vacant staff positions were not filled. Efforts were focused on providing a balanced budget through such savings and through borrowings, reserve funds and grants.

Forward-looking planning

A set of future scenarios was developed to ensure the City considers different possibilities of how the pandemic could impact Perth. These can be seen in Appendix 1. No one scenario will be exactly Perth's future, but the elements of each scenario should be considered when testing the robustness of any City strategies and identified actions for the future.

Economic stimulus package provided

The package constituted, amongst other things, the following:

- A freeze in increases in municipal rates and charges, including sanitation and waste charges
- No fees and charges relating to inspection services for small business for the next three months
- Suspension of lease and rental payments for three months to all City of Perth tenants
- Express service for change of land use and development applications for small business and no application fee
- Accelerated capital works projects and major city maintenance programs
- A full refund on all cancelled bookings at City properties or facilities
- Shorter payment terms for creditors, reduced from 30 days to 15 days
- Debtors experiencing hardship given a range of options to assist in payment
- A $10 flat-rate all day parking across all 34 CPP car parks
- On street parking meters switched off throughout the City's boundary
- Continued coordination of accredited homelessness services and launch of temporary mobile food provision
- Established a vulnerable persons' database and launched the City of Perth Community Careline
- Established COVID19 Quick Response Community Grants for organisations to deliver vital projects and services
- Expanded assertive outreach services for three months
- Provided expanded SafeCity Patrol to ensure a safe community environment through increased presence
- Provided access to computer terminals at the City of Perth Library to vulnerable people
- Home deliveries of library books to vulnerable people
- Continued to provide our community with child care services, particularly for essential workers
- Fast tracked key Infrastructure projects (Wellington and Roe Streets) to stimulate local economy
- Employed the services of Business Foundations to assist small and medium business in the City with up to three hours of free one-on-one confidential business sessions focusing on Federal and State assistance eligibility, cash flow modeling, pivoting business operations, marketing etc.

4

The impact of COVID19 on Perth

It is estimated that Perth is likely to experience a decline of up to 11% in GDP during 2020; significantly more than the national average of 6.7%. This will mainly be attributed to the loss of tourism spending, the closure of cafes, bars and restaurants, which are dependent on office workers, and the effective closure of these major retail centres[1]. Projections are that Perth's economy will bounce back fairly quickly as office workers and domestic visitors return to the city when restrictions lift. Economic activity in the cultural, accommodation and education sector was also significantly impacted from March 2020. The loss of higher education income from reduced international student numbers could slow the recovery process. The rate of economic recovery is also highly dependent on variables such as when social distancing restrictions are lifted, the scale of possible 'second round' impacts, when international migration returns and the timing of policy responses to stimulate the economy after restrictions lift.

Perth's entertainment areas have been the hardest hit with March activity in the city 19% lower than the previous year and April only 43% of its 2019 levels. The City's parking data indicated substantial reductions in patronage, both on street and off street since the start of the pandemic. April patronage numbers have seen a decrease of 91,000 motorists parking in the city - a 77% reduction. During the first week of May, a small increase in activity could be seen in the areas where the City's WIFI counters are based:

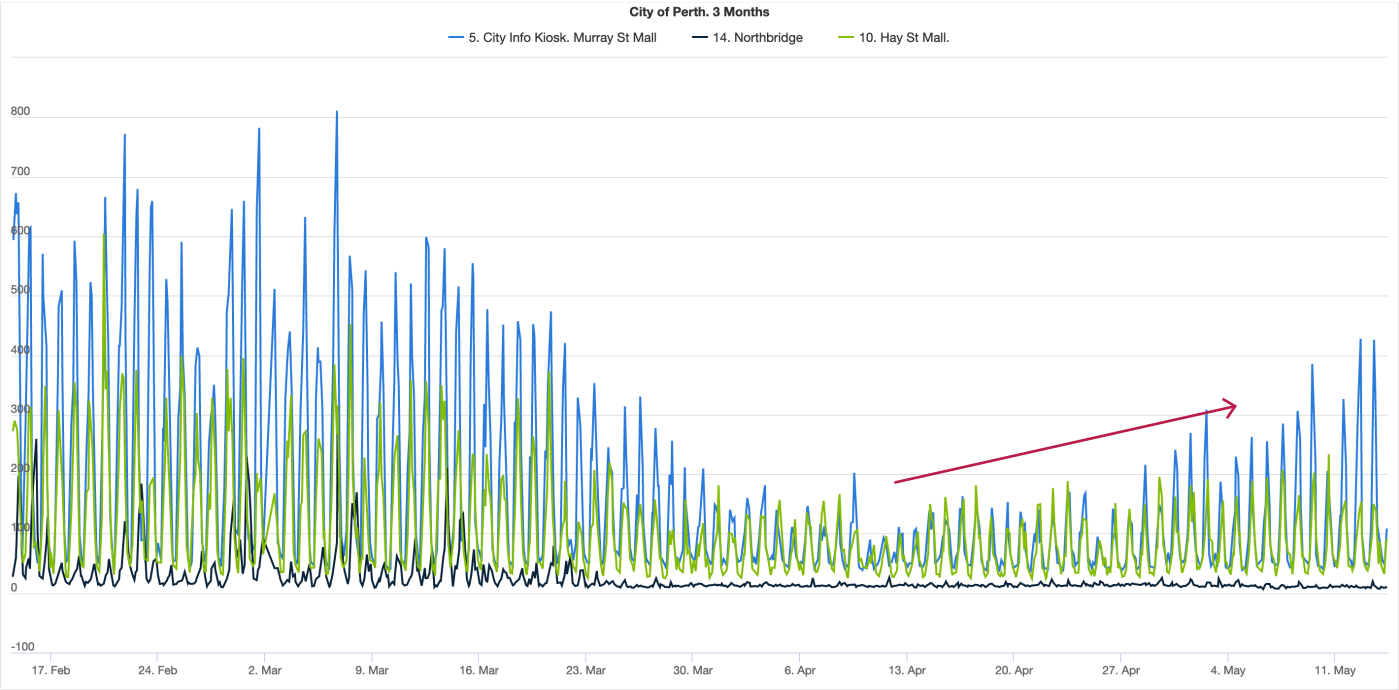

The current climate has had a huge impact on businesses, with businesses reporting to be facing the threat of imminent closure. It is anticipated by CBD stakeholders that potentially as many as 30% of the current cohort in the CBD could cease to operate or leave. Such an exodus could possibly trigger a major reset of rents. The business environment, through Activate Perth and other community groups such as West Perth local and East Perth Community Group, is currently lobbying for the accumulated $130 million parking levy to be re-applied to assist the CBD during this time.

The City is seeking support from State Government to address the significant issue of homelessness and rough sleeping.

[1] *Covid-19 and bushfires. The economic impact on your suburb and pathways to recovery, SGS Economic and Planning, 24 April 2020*

5

Charting a way forward

The purpose of an Economic Rebound Strategy is to support the community and businesses over the next three years with the return to sustainable economic performance that is even better than before COVID19. A 'building back better' approach will be achieved though programs that embrace the community's health and wellbeing, financial support and sponsorships, activation and events, business support and investment attraction initiatives[2]. Ongoing communication and marketing would also be required to spread the word that Perth is 'open for business'. Key to ongoing success is the City's partnerships with its Federal, State and local Government counterparts.

The City sought the feedback of its key stakeholders on what is required to assist with the rebound of Perth's economy. Close to 250 surveys were sent to individuals representing tourism, hotels, property, arts, culture, retail, hospitality and the community. A total of 74 valid responses were returned with feedback. This gives a 30 per cent response rate, which is well within the statistical requirements for a trustworthy sample. This is particularly appreciated, especially since feedback from stakeholders is that they are satisfied with the level of consultation. It is now time to jump into action.

[2] *United Nations General Assembly. 2016. Report of the Open-Ended Intergovernmental Expert Working Group on Indicators and Terminology Relating to Disaster Risk Reduction. Seventy-First Session, Item 19(c). A/71/644*

6

Identified Actions for our Key Strategic Objectives

6.1. RETURN AND RECOVER

Help get Perth back up and running. Ease the community, businesses and City staff into the new 'normal' way of life; whereby people enjoy this great capital city safely.

Table 1: Actions identified under the strategic objective 'Return and Recover'

Action	Deadline / Status	Alliance
Lead and coordinate local recovery under State Emergency Management legislation (see coordination structure in Appendix 2)	Ongoing	Community Development
Procurement arrangements to provide certainty for key cultural suppliers and contractors that will benefit the city's rebound	Ongoing	Corporate Services
Flexible approach to arts and cultural sponsorship variations to allow the cultural sector to postpone or reimagine sponsored activities	Ongoing	Community Development
Free online professional development webinars for creative industries to help them with upskilling and pivoting their business models	Ongoing	Community Development
Independent and confidential business advisory services through Business Foundations to assist local business access Federal and State support packages, provide cash flow modelling and advice on business operations in the C-19 environment	Ongoing	Planning and Economic Development (ED)
Development of the community engagement and support digital space, Visit Perth Online	Ongoing	Community Development
Approval of numerous Quick Response Small Business COVID19 Response Grants and Business Improvement Grants by the City to businesses to pivot their service delivery and to support rebound and recovery, *eg. Whippersnapper, Thompsons of West Perth, Bodysmart Health Solutions, Cribb Lane, Moana Hall*	Ongoing	Planning and Economic Development
COVID19 recovery marketing campaign that Perth is open for business. Proof points will include the CBD is safe, clean, stores are reopening, free or discounted parking offers, expanded security and cleaning etc	May and June 2020	CEO
Enhanced street level vibrancy through a variety of window decal designs on empty tenancies, the East Perth 'Tunnel of Hope', Flower Bombing in Malls and Digital Walking Trails, mall scaping (art pieces, fairy lights in trees, lighting of heritage buildings), signage in Northbridge to 'announce' the precinct for visitors and streetscaping on Moore street	May and June 2020	Infrastructure and Operations and Community Development
Participate with Inner Perth Local Governments for a Greater Perth Small Business Recovery Conference in October 2020	Ongoing	CEO
Engage educational institutions and students to assist local retail spending and add to street level vibrancy	June to Dec 2020	Planning and Economic Development
Enhanced and visible cleaning practices through redeployed staff and the installation of hand sanitisers	Ongoing	Infrastructure and Operations
Increased security patrols to create a sense of safety	Ongoing	Community Development
Assertive outreach services to support people sleeping rough	May and June 2020	Community Development
City Ambassadors throughout the CBD to welcome visitors to the city	May and June 2020	Community Development
Permits for outdoor dining offered at no cost via a fast-tracked web-based self-accreditation process and no fees associated with utilising the footpath as an extension to indoor areas	Ongoing	Community Development
Waiving of fees and charges associated with Food Premise Licence Fees, other Inspectorial Licence Fees, change of Land Use Fees and small Business Development/ Planning Fees (when the estimated cost of development is under $500,000)	Ongoing	Planning and ED, Community Development
Engage local developers on strategic sites to assist with achieving residential density targets that will support retail in the city	Ongoing	Planning and ED

6.2. RE-INVENT AND REVIVE

Innovate alongside our community and stakeholders to revive Perth as a destination of choice to visit, live, work, invest or study in. Then maximise this collaboration through continued engagement with stakeholders so City services, activities and events meet mutual expectations.

Investment in events and other arts and cultural activities are critical to ensure Perth is ready to welcome people back to the city once restrictions on large gatherings have been relaxed. Grants for events and activations will provide cash and in-kind support for those with widespread appeal that create a feeling of safety and vibrancy within the city, encourage people to support local businesses, and enhance the city's reputation as a great place to be.

There has been an 88 per cent drop in pedestrian numbers in the city compared to this time last year. Events and festivals are one way the City can attract people back into Perth and support the hospitality, retail and tourism sectors. City grants will help to build capacity within the struggling events and cultural sectors, with the aim of emerging from this crisis more resilient than before, creating an 'always something on in the city' perception that attracts visitors and is supported by residents. Each year, events supported by the City's Arts and Events Sponsorship and Grants programs attract on average in excess of four million people to Perth and deliver an economic impact of more than $200 million.

The City's Commissioners have earmarked an amount of $18 million for the 2020/2021 financial year with the purpose of allocating these funds to discretionary projects that would re-invent and revive Perth.

Table 2: Funds earmarked for the following three years to re-invent and revive Perth

	2020/2021	2021/2022	2022/2023	Total (3 years)
Allocation for Discretionary projects	$ 18 million	$ 9 million	$ 9 million	**$ 36 million**

6.2. RE-INVENT AND REVIVE (CONTINUED)

Table 3: Actions identified to achieve strategic objective 'Re-invent and Revive'

Action	Deadline	Alliance
Stakeholder consultation to determine programs, projects, events and activities that embrace the community's health and wellbeing, financial support and sponsorships, activation and events, business support and investment attraction initiatives *(outcomes follow in Table 4)*	Completed	Recovery Coordination Group
Develop a list of programs, projects, events and activities that will be covered under the allocated $20.1 million for discretionary projects, as identified through stakeholder engagement *(see proposed list in Table 4)*	Completed	Recovery Coordination Group
Develop a list of programs, projects, events and activities that will NOT be covered under the allocated $18 million for discretionary projects, as identified through stakeholder engagement *(see proposed list in Table 5)*	Completed	Recovery Coordination Group
Establish a three-fold Advisory Committee structure for the City to consult key stakeholders on an ongoing basis over the next 12 months regarding their requirements for Recovery and Rebound in the city: • *Marketing and Promotion Advisory Committee* • *City Amenity (incl. Cleanliness, Homelessness, Community Safety) Advisory Committee* • *Events, Culture and the Arts Advisory Committee*	May 2020 *(See proposed composition listed in Appendix 3)*	Recovery Coordination Group
Proceed with monthly Advisory Committee meetings *(see composition of each Committee in Appendix 3 and Terms of Reference in Appendix 4)*	June 2020 to June 2021	Recovery Coordination Group
Proceed with Advocacy on a State and Federal level eg. City Deal, Homelessness etc.	Ongoing	CEO
Review and optimise the City's core services	Dec 2020	All
Fast-track and implement shovel ready projects and submit for Federal funding through the CCCLM collaborative application process *(see list in Table 6)*	ASAP	Infrastructure and Operations, Planning and ED
Identify options to assist the Hotel industry and market the City's hotels for overnight and weekend stays	Ongoing	Planning and ED, Corporate Services and CEO

Table 4: Priorities for programs, projects, events and activities as identified through stakeholder engagement.

Prioritisation of projects as per the Stakeholder Feedback: Keep doing / Do more	Cost allocation	Keep doing / Do more	Do Less / Don't do
Cleaning and presentation of the city	$ 1,000,000	71	3
Support and advocacy for people experiencing or at risk of homelessness; including the co-ordination of services and support networks	$ 1,900,000 (Re-allocation from Skyworks)	70	4
Programs and initiatives for young people and youth at risk	$ 100,000	69	7
Security, surveillance and community safety programs for the city	$ 1,200,000	68	6
Grants for small to medium businesses to help them survive and rebound after the pandemic	$ 1,200,000	67	7
Marketing campaign to support retail sector	Incl. in Marketing budget	65	9
Programs and initiatives for people living with disability	$ 100,000	65	9
Marketing campaign to support small business sector	Incl. in Marketing budget	65	9
Grants to support arts and cultural sector rebound and recovery	$ 1,400,000	63	11
Marketing of Perth as a visitor destination	Incl. in Marketing budget	61	13
Marketing campaign to promote Perth as safe and open	$ 2,800,000	61	13
Grants to support third-party activation and events post COVID19	$ 920,000	60	14
Perth Home Grown Markets	$ 50,000	60	14
Twilight Hawkers Markets	$ 50,000	59	15
Grants for community groups and programs	$ 65,000	58	16
School holiday events	Incl. in Programs for Families	58	16
Marketing of Perth as a business investment destination	Incl. in Marketing budget	58	16
Grants to neighbourhood groups to support grass roots initiatives	$80,000	57	16
Capacity building initiatives for community organisations and groups	$ 100,000	57	17
Grants to support lane-way activation and upgrades and locational precinct improvements	$ 240,000	55	19
Grants for building improvement projects (e.g.Heritage Building, Adaptive Reuse, Underutilised space and Business Improvement Grants)	$ 440,000	54	20
Christmas Lights Trail/similar significant post COVID19 activation trail	$ 1,000,000	52	22
Business development and support workshops and sessions	$ 150,000	52	22
City managed activations in key retail precincts	Incl. in Programs for Families	51	23
Christmas decorations, other recovery actions, East End Revitalisation etc	$ 4,100,000		
Total Operating Project expenditure for 2020/2021	**$ 17,995,000**		

6.2. RE-INVENT AND REVIVE (CONTINUED)

Table 5: Items that have been determined as "Do Less / Don't do" as per stakeholder engagement

Priortisation of projects as per the Stakeholder Feedback: Keep doing / Do more	Keep doing / Do more	Do Less / Don't do
Australia Day Skyworks	34	40
Christmas Nativity event	39	35
New Years Eve celebration events/Post-COVID19 community celebrations	49	25

Table 6: Shovel ready projects that have been submitted for Federal funding through the CCCLM collaborative application

Project name/description	Total Project Cost	Potential construction start date	Potential construction end date
City of Perth Safe City Project (Lighting and CCTV upgrade)	$23M	June	Mid 21
East End Revitalisation *(https://engage.perth.wa.gov.au/east-end- revitalisation)*	$11.5M	May	1st Quarter 21
Road Network, Footpath and Stormwater Drainage Capital Renewal Program 2020/21 *(18 road segments, 64 footpath segments, 6 drainage pipe segments and 2800 gully pit lid replacements to increase cyclist safety*	$24.5M	May	Mid 21
Hill/Hay Street Two Way Project *(https://engage.perth.wa.gov.au/two-way-streets- program-hill-hay-wittenoom)*	$10.5M	September/ October	Late 21
Roe Street Enhancement *(https://engage.perth.wa.gov.au/roe-street- enhancement)*	$17M	September	Mid 21
Perth Convention Centre Renewal	$25M	August	Mid 21
Riverside Drive Realignment	$4M	September	Mid 21
City of Perth Safe City Project (Bollard Protection)	$0.5M	June	July 20

6.3. RECALIBRATE AND REPEAT

Seek continued improvement by asking for, listening to and acting on stakeholder feedback. Keep delivering services that are valued by our community and respond to changing needs of our stakeholders by recalibrating activities that no longer meet these needs.

Table 7: Actions identified under the Strategic Objective 'Recalibrate and Repeat'

Action	Deadline	Alliance
Ongoing monthly meetings with the Advisory Committees to determine areas of success, areas for improvement, and other additional requirements	Monthly from June 2020 to June 2021	Recovery Coordination Group
Perform six-monthly survey to determine overall levels of success with the implemented programs, projects, events and activities	Six monthly, starting Nov 2020	Recovery Coordination Group
Re-adjust planning of programs, projects, events and activities, based on feedback received	Ongoing	Recovery Coordination Group
Track footfall data at to determine success of the marketing of the programs / events / activities	Ongoing	Planning and Economic Development
Track feedback following every program / event / activity to determine its rate of success	Ongoing	Community Development

7

Risk Analysis

Table 8: High Level Risk Analysis

Risk description	Risk rating (H, M, L)
The CBD does not recover successfully, with significant impact on visitor numbers *(local, intrastate, interstate and international)* • Such an outcome would have far-reaching impacts on the sustainability of our city. This strategy is aimed at reducing the likelihood of this happening.	High
A second wave of COVID19 sweeps WA, with far reaching economic impacts • The Government's pro-active approach with social distancing rules whilst society is returning to a 'new norma' is aimed at reducing the likelihood of this risk playing out	High
Increase in homelessness and anti-social behaviour as a result of job losses • The COVID19 Economic Rebound Strategy is aimed at reducing this risk by stimulating our economy. A desired outcome from this is to retain and create jobs.	High

APPENDIX 1: SCENARIO ANALYSIS

COVID19: Possible Future scenarios for CoP

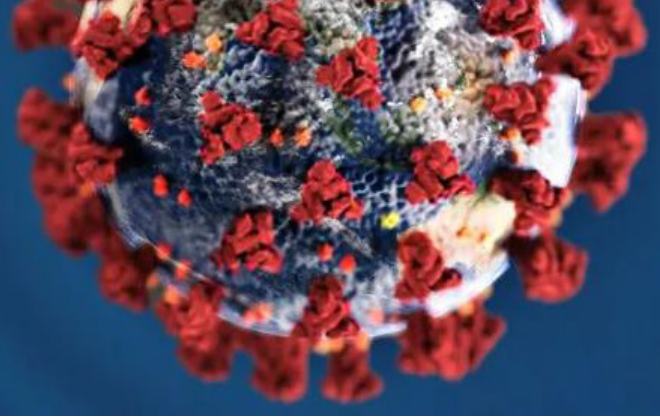

RULES OF THE GAME:

- City of Perth population projections are 90,000 in 2050
- Current population 29,000
- Global economic downturn will affect Australia too
- Around 700 staff members at the City (essential and non essential services)
- Parking business down to almost negligible income
- Current situation requires: use of Reserve Funds, Borrowings, Reduction of Operating Costs

KEY UNCERTAINTIES (0-3 YRS)

- Rate and degree of technological innovation
- Focus on the development of 'Smart Cities'
- Future role of State and Federal Government
- Degree of regulation in the future
- Shift in people's priorities possibly less focus on luxury items
- Possible heightened sense of society and community
- WA's status as compared with the other Australian States
- Level of intrastate tourism within WA
- The impact across all sectors as a result of people doing life more online than before
- Rate of growth in international travelling following opening of the borders
- Demand for interstate business and holiday travel
- Market shift from non essential jobs to essential jobs
- Level of financial support provided by State and Federal Government for rebound projects
- Jobless rate and number of homeless people
- Impact of world events on the mental state of society
- The future of construction and mining in WA

FOUR FUTURE SCENARIOS (0 - 3 YEARS)

STATE GOVERNMENT IS KING

GLOBAL FINANCIAL DOWNTURN

COMMUNITY TO THE RESCUE

THE RISE OF WA

STATE GOVERNMENT IS KING

- State and Federal support is given to businesses, Hospitals and other Essential Services
- State and Federal Govt institute new departments and essential jobs, especially related to the Health Industry
- People manage with less income, as long as it is secure and consistent
- State and Federal Govt provides clear expectations to LGs and expect LGs to follow these rules
- State and Federal Govt provides significant funding for rebound projects, especially related to community infrastructure
- The Mining and Construction industries are booming, resulting in an influx of people in WA
- Online becomes a way of doing life less demand for counter shops and in location experiences

GLOBAL FINANCIAL DOWNTURN

- Recovery is very slow over the three years
- The Global Economic collapse affects people's financial status and spending patterns
- Heightened sense of society and community provides assurance to individuals
- Community values change to a 'back to basics' way of living
- State and Federal Government maintain the economy through financial support to individuals and businesses
- Individuals increasingly depend on Centrelink
- An increase in the prevalence of mental health conditions places strain on Mental Health Services and government support
- The general population places more focus on a healthy lifestyle and healthy eating and drinking habits

COMMUNITY TO THE RESCUE

- An increase in technological innovation creates new products, services and unique job opportunities
- Pressure on cities to become 'Smart' in order to track population variables in times of crisis
- Reduction in interstate business and holiday travel meetings and conferences held online instead
- Growth in the numbers of jobless and homeless people
- Communities step in to provide support and networking to each others and to those in need. Pockets of tight communities develop
- WA earns a worldwide reputation of its health and safety mechanisms at all of its borders through the use of its technological skills
- International visitation increases during this period due to the safety measures WA has in place to prevent the spread of future such pandemics in the State

THE RISE OF WA

- WA shows a remarkably quick recovery within six months
- Reduction in the city's residential population as people move more away from the city and choose to travel in for work
- WA rises as the AU superstate with an increase in the WA population as people move from interstate
- International travel remains low but intrastate tourism within WA grows rapidly spending patterns in the local tourism, food, beverage industry at a higher level higher than before COVID19
- Job opportunities in the tourism, food, beverage industry grow like never before
- New capital projects in WA create new job opportunities
- Locals have saved up during their months in isolation, and are ready to spend their money on accommodation and hospitality in Perth and surrounds

APPENDIX 2: STRUCTURE FOR LOCAL RECOVERY UNDER STATE EMERGENCY MANAGEMENT LEGISLATION

COUNCIL

CEO

Local recovery coordination group (internal)

↑

COMMUNITY AND CORPORATE RECOVERY (OPERATIONAL)

ECONOMIC REBOUND (STRATEGIC)

Advise and Monitor

Progress Reporting and Comms

Corporate Recovery Plan ← Internal Coordination with Alliance Managers ↔ Advise and Monitor ↔ Marketing and Promotion Advisory Committee | Events, Arts and Culture Advisory Committee | City Amenity Advisory Committee

↓

Community Engagement and Focus Groups ↔ Community Recovery Plan → **19/20 COVID19 INITIATIVES AND 20/21 BUDGET AND COVID19 OPERATING PROJECTS** ← Economic Rebound Strategy ← Report to Council May 2020 (informed through Stakeholder engagement)

ONGOING COMMUNITY AND STAKEHOLDER FEEDBACK

APPENDIX 3: PROPOSED COMPOSITION FOR EACH ADVISORY COMMITTEE

Marketing and Promotion Advisory Committee		City Amenity Advisory Committee		Events, Arts and Culture Advisory Committee	
Dexus	Brooke Boardman	**Property Council**	Sandra Brewer	**Chamber of Arts and Culture**	Magadza Shelagh
CBRE	Cassandra Monaghan	**Ruah Community Services and WAAEH**	Deb Zanella	**Perth Festival**	Nathan Bennet
ISPT/JLL	Miri Lackovic	**Mustang Bar**	Mike Keller	**Fringe**	Sharon Burgess
Charter Hall	Megan Biddle	**Campus Perth**	Tony Chisholm	**Committee for Perth**	Marion Fulker
Brookfield Properties	Angela Tham	**WA Police**	Inspector Darren Hart	**Northbridge Common**	Johnny Doan
Assembly + Co	Kristi Dempster	**Wilsons Management Solutions**	Les Wilson	**Activate Perth**	Kylie Taylor
Activate Perth	Kylie	**City of Perth Western Residents Inc.**	Anna Vanderbom	**Historic Heart**	Sandy Anghie
Sneakers and Jeans	Andy Freeman	**East Perth Community Group**	Anne Maree Ferguson	**Tourism WA**	Kym Francesconi
Pan Pacific Hotel	Rob Wheedon	**City of Perth I&O Alliance**	Chris Kopec Jason Tan Martin Copeman	**Cultural Advisory Committee Members - Maximum of 5, to be self-nominated**	Barbara Bynder (key contact)
Leach Group	Jeff Leach				
City of Perth	Ben Fitzpatrick (Lead)	**City of Perth Community Development Alliance**	Emma Landers (Lead) Konrad Seidl Alyce Higgins Scott Teyment	**City of Perth**	Tabitha McMullin (Lead)
City of Perth	Daniel High			**City of Perth**	Daniel High

APPENDIX 4: PROPOSED TERMS OF REFERENCE FOR ADVISORY COMMITTEES

Marketing and Promotion Advisory Committee

1. Aim

Develop partnerships between the City of Perth (the City), community organisations and government agencies to identify relief, recovery and rebound initiatives that ensure the residential and business communities and the City's operations recover quickly from COVID19 and are positioned to rebound quickly for the future wellbeing, prosperity and sustainability of the city.

2. COVID19

The COVID19 virus developed in China in December 2019 and spread rapidly across the world. The World Health Organisation declared COVID19 a pandemic on 12 March 2020. A State of Emergency was declared for the whole of Western Australia on 17 March 2020 and continues to the present time.

Government response to the emergency has resulted in:

- Community isolation
- Restrictions on activities
- Closure of business
- Loss and reduction of employment
- Compounded situation for people experiencing homelessness
- Impact on the function, budget and services of the City of Perth Local Government.

The first lifting of restrictions commenced on 28 April 2020 and will continue concurrently into Recovery phase from May 2020 onwards. The city's Recovery will be guided by the State Government's staged COVID19 Roadmap.

3. Role of Local Government

Under Section 36(b) Emergency Management Act 2005 'It is a function of local government…to manage recovery following an emergency.'

Through this legislation, recovery is achieved at a local level by the Local Recovery Coordination Group (LRCG) and is part of a structured emergency management response and recovery process, which identifies roles and commitments by various levels of government.

- LRCG has a relationship with the District and State Recovery.
- Three Advisory Committees support the LRCG and the development of Recovery Plans and Strategies - Marketing and Promotions; Events, Arts and Culture; and City Amenity.

4. Authority

The Local Recovery Coordinating Group (LRCG) and Advisory Committees will be established by the Local Recovery Coordinator (LRC) and endorsed by the CEO and Chair Commissioners.

5. Recovery Structure and Hierarchy

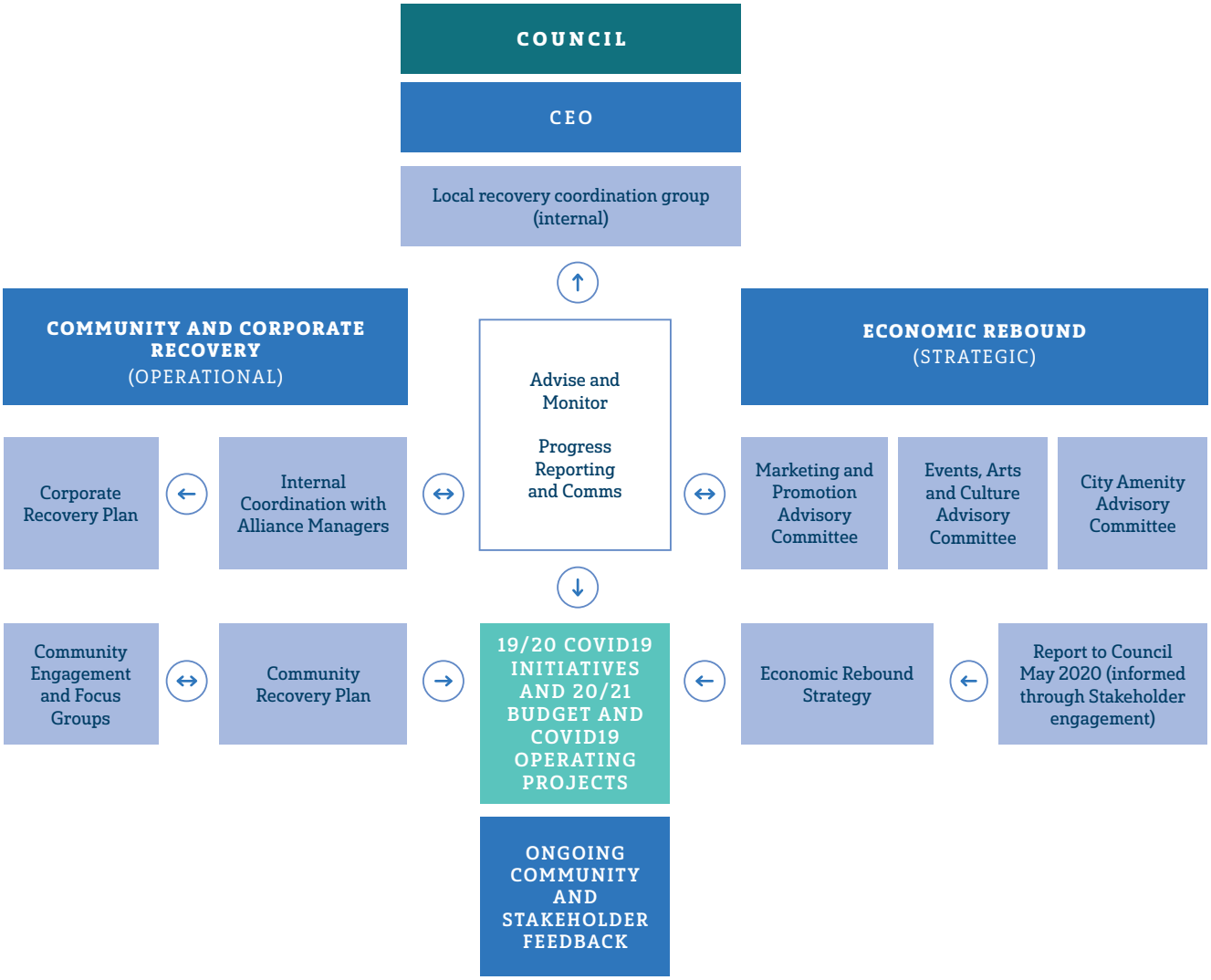

6. Role of the Marketing and Promotions Advisory Committee

The roles of the individual members of the committee include:

- Assess and recommend priority projects and support to assist with the recovery process in the short, medium and long term for the City.
- Bring relevant knowledge, specialist expertise, technical proficiency and professional experience in a field of specific relevance to marketing and promotions.
- Provide advice and assist in the coordination of the restoration of businesses and events affected and new opportunities for business development.
- Coordinate and promote financial support from government and corporate / business sector to affected businesses, where practical.
- Represent the views of the communities and agencies they represent and liaise with committee members and the City of Perth.

Marketing and Promotion Advisory Committee

·

7. Membership

Membership of the Marketing and Promotions Advisory Committee includes people with operational and community expertise and knowledge of the impact of COVID19 on the events and business community. Members will include officers from the City of Perth and representatives from local business organisations and business community.

Members will be invited to participate in the LRCG by the Local Recovery Coordinator.

Members may be changed or added dependent on needs identified by the Chair and / or the Local Recovery Coordinator.

The Marketing and Promotions Advisory Committee will cease to exist from 1 July 2021, unless otherwise directed by Council.

8. Membership

Marketing and Promotion Advisory Committee	
Dexus	Brooke Boardman
CBRE	Cassandra Monaghan
ISPT/JLL	Miri Lackovic
Charter Hall	Megan Biddle
Brookfield Properties	Angela Tham
Assembly + Co	Kristi Dempster
Activate Perth	Kylie
Sneakers and Jeans	Andy Freeman
Pan Pacific Hotel	Rob Wheedon
Leach Group	Jeff Leach
City of Perth	Ben Fitzpatrick (Lead)
City of Perth	Daniel High

8.1. City of Perth – Administration Support

- Communicate with Members, send agenda and minutes.
- Agendas will be provided at least seven days prior to the scheduled meeting and minutes distributed within four days of the meeting.
- Invite members to meetings, manage RSVPs and maintain attendee lists, incorporated into the project stakeholder database.

8.2. Marketing and Promotions Advisory Committee Members

- Understand and have the capacity to voice the issues, concerns and views of the organisations they represent.
- Can represent a relevant perspective of community or business group or organisation.
- Contribute ideas and information to relevant issues in the social, economic and recovery space.
- Be an advocate for the recovery and rebound in the City of Perth.
- Have a broad understanding of the synergies that exist between social issues and economic, and governance/ political elements.

All members of the Marketing and Promotions Advisory Committee agree to the following standards of behaviour and rules:

- Act with honesty, good faith and integrity.
- Abide by the Terms of Reference.
- Respect and be courteous to others and their opinions.
- Actively participate in meetings.
- Let people have their say.
- Accept and embrace differences.
- Declare any actual or perceived conflicts of interest at the commencement of the meeting.
- Resolve issues and differences before leaving meetings or advise the facilitator of issues and concerns.

- Publicly support positions adopted by the Marketing and Promotions Advisory Committee.
- Have no political or vested interests.
- Maintain confidentiality of topics discussed in meetings.
- Provide an RSVP to the Chair for all meetings. Ideally, the Member will be able to remain in the role for the duration of the Marketing and Promotions Advisory Committee's term.
- Inform Chair when leaving roles so they can be exited from the group, and a replacement sought.

9. Limits of Power

The Marketing and Promotions Advisory Committee has no delegated authority to make decisions or to issue approvals. Recommendations can be made through the Chair to the City, however the role of the Group is predominantly advisory.

10. Quorum

A minimum of 50% of the Committee members are required for a meeting to be recognised as an authorised meeting for any recommendations or resolutions to be valid.

The quorum must contain at least the Chair and two other Members.

11. Proxies to Meetings

Members may nominate a proxy to attend a meeting if they are unable to attend. Where practical, the Member will notify the Chair of the substitution at least one week prior to the meeting.

The nominated proxy shall provide relevant updates, comments and feedback on behalf of the Member they are representing.

12. Frequency and Duration of Meetings

The Marketing and Promotions Advisory Committee will be active for the duration of the Recovery phase of the COVID19 Pandemic.

Meetings are expected to run for approximately two hours.

Timing and frequency will be determined at the initial meeting in consultation with the members. It is anticipated frequency will be reduced the recovery progresses.

13. Location of Meetings

Meetings will be held through online media (Zoom or Teams) until face to face meetings can be held at Council House.

14. Document Management

Documentation, including meeting agendas and minutes, relating to the Marketing and Promotions Advisory Committee will be saved in **P1039909#08** by the City.

14.1 Versions/ Amendments

Amendments undertaken to the Terms of Reference are to be undertaken by the City of Perth.

Version	Author	Date	Status	Comments
1	J Hannaford	8/05/2020		

City Amenity Advisory Committee

1. Aim

Develop partnerships between the City of Perth (the City), community organisations and government agencies to identify relief, recovery and rebound initiatives, that ensure the residential and business communities and the City's operations recover quickly from COVID19 and are positioned to rebound quickly for the future wellbeing, prosperity and sustainability of the city.

2. COVID19

The COVID19 virus developed in China in December 2019 and spread rapidly across the world. The World Health Organisation declared COVID19 a pandemic on 12 March 2020. A State of Emergency was declared for the whole of Western Australia on 17 March 2020 and continues to the present time.

Government response to the emergency has resulted in:

- Community isolation
- Restrictions on activities
- Closure of business
- Loss and reduction of employment
- Compounded situation for people experiencing homelessness
- Impact on the function, budget and services of the City of Perth Local Government.

The first lifting of restrictions commenced on 28 April 2020 and will continue concurrently into Recovery phase from May 2020 onwards.

3. Role of Local Government

Under Section 36(b) Emergency Management Act 2005 'It is a function of local government…to manage recovery following an emergency.'

Through this legislation, Recovery is achieved at a local level by the Local Recovery Coordination Group (LRCG) and is part of a structured emergency management response and recovery process, which identifies roles and commitments by various levels of government.

- LRCG has a relationship with the District and State Recovery.
- Three Advisory Committees support the LRCG and the development of Recovery Plans and Strategies - Marketing and Promotions; Events, Arts and Culture; and City Amenity.

4. Authority

The Local Recovery Coordinating Group (LRCG) and Advisory Committees will be established by the Local Recovery Coordinator (LRC) and endorsed by the CEO and Chair Commissioners.

5. Recovery Structure and Hierarchy

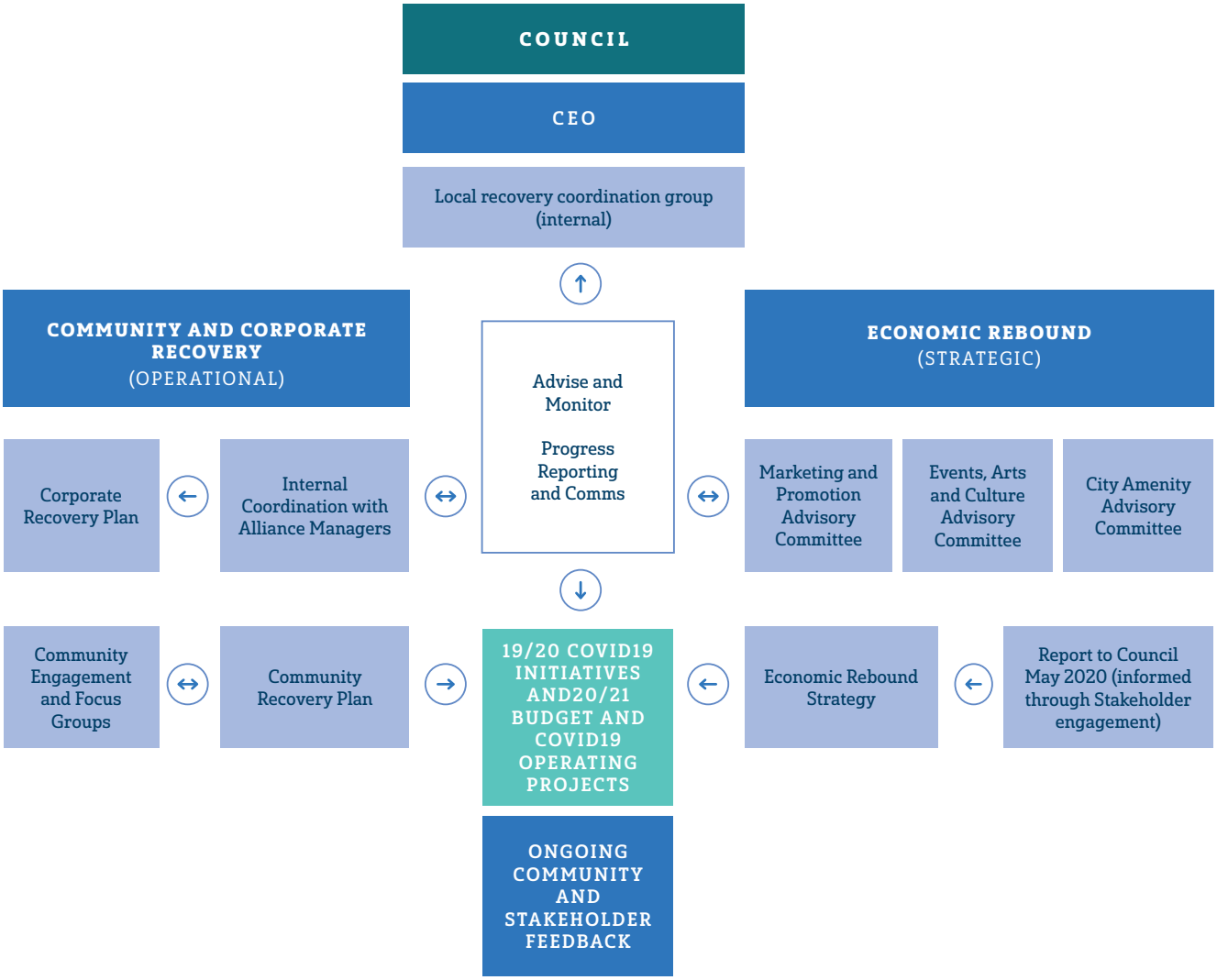

6. Role of the City Amenity Advisory Committee

The roles of the individual members of the committee include:

- To assess and recommend priority projects and support to assist with the recovery process in the short, medium and long term for the City.
- To bring relevant knowledge, specialist expertise, technical proficiency and professional experience in a field of specific relevance to amenity of the city's public realm.
- To provide advice and assist in the coordination of the restoration and improvement of the city's public realm and new opportunities for development.
- To coordinate and promote financial support from government and corporate / business sector to fund new initiatives, where practical.
- Represent the views of the communities and agencies they represent and liaise with committee members and the City of Perth.

City Amenity Advisory Committee

7. Membership

Membership of the City Amenity Advisory Committee includes people with operational and community expertise and knowledge of the impact of COVID19 on the community and the city's public facilities. Members will include officers from the City of Perth, Government and Community Agencies and community organisations.

Members may be invited to participate in the LRCG by the Local Recovery Coordinator.

Members may be changed or added dependent on needs identified by the Chair and / or the Local Recovery Coordinator.

The City Amenity Advisory Committee will cease to exist from 1 July 2021, unless otherwise directed by Council.

8. Membership

City Amenity Advisory Committee	
Property Council	Sandra Brewer
Ruah Community Services and WAAEH	Deb Zanella
Mustang Bar	Mike Keller
Campus Perth	Tony Chisholm
WA Police	Inspector Darren Hart
Wilsons Management Solutions	Les Wilson
City of Perth Western Residents Inc.	Anna Vanderbom
East Perth Community Group	Anne Maree Ferguson
City of Perth I&O Alliance	Chris Kopec Jason Tan Martin Copeman
City of Perth Community Development Alliance	Emma Landers (Lead) Konrad Seidl Alyce Higgins Scott Teyment

8.1. City of Perth – Administration Support

- Communicate with Members, send agenda and minutes.
- Agendas will be provided at least seven days prior to the scheduled meeting and minutes distributed within four days of the meeting.
- Invite members to meetings, manage RSVPs and maintain attendee lists, incorporated into the project stakeholder database.

8.2. City Amenity Advisory Committee Members

- Understand and have the capacity to voice the issues, concerns and views of the organisations they represent.
- Can represent a relevant perspective of community or business group or organisation.
- Contribute ideas and information to relevant issues in the social, economic and recovery space.
- Be an advocate for the recovery and rebound in the City of Perth.
- Have a broad understanding of the synergies that exist between social issues and economic, and governance/ political elements.

All members of the City Amenity Advisory Committee agree to the following standards of behaviour and rules:

- Act with honesty, good faith and integrity.
- Abide by the Terms of Reference.
- Respect and be courteous to others and their opinions.
- Actively participate in meetings.
- Let people have their say.
- Accept and embrace differences.
- Declare any actual or perceived conflicts of interest at the commencement of the meeting.
- Resolve issues and differences before leaving meetings or advise the facilitator of issues and concerns.

- Publicly support positions adopted by the Marketing and Promotions Advisory Committee.
- Have no political or vested interests.
- Maintain confidentiality of topics discussed in meetings.
- Provide an RSVP to the Chair for all meetings. Ideally, the Member will be able to remain in the role for the duration of the Marketing and Promotions Advisory Committee's term.
- Inform Chair when leaving roles so they can be exited from the group, and a replacement sought.

9. Limits of Power

The City Amenity Advisory Committee has no delegated authority to make decisions or to issue approvals. Recommendations can be made through the Chair to the City, however the role of the Group is predominantly advisory.

10. Quorum

A minimum of 50% of the Committee members are required for a meeting to be recognised as an authorised meeting for any recommendations or resolutions to be valid.

The quorum must contain at least the Chair and two other Members.

11. Proxies to Meetings

Members may nominate a proxy to attend a meeting if they are unable to attend. Where practical, the Member will notify the Chair of the substitution at least one week prior to the meeting.

The nominated proxy shall provide relevant updates, comments and feedback on behalf of the Member they are representing.

12. Frequency and Duration of Meetings

The City Amenity Advisory Committee will be active for the duration of the Recovery phase of the COVID19 Pandemic.

Meetings are expected to run for approximately two hours.

Timing and frequency will be determined at the initial meeting in consultation with the members. It is anticipated frequency will be reduced as the recovery progresses.

13. Location of Meetings

Meetings will be held through online media (Zoom or Teams) until face to face meetings can be held at Council House.

14. Document Management

Documentation, including meeting agendas and minutes, relating to the City Amenity Advisory Committee will be saved in **P1039909#08** by the City.

14.1 Versions/ Amendments

Amendments undertaken to the Terms of Reference are to be undertaken by the City of Perth.

Version	Author	Date	Status	Comments
1	J Hannaford	8/05/2020		

APPENDIX 4: PROPOSED TERMS OF REFERENCE FOR ADVISORY COMMITTEES

Events, Arts and Culture Advisory Committee

1. Aim

Develop partnerships between the City of Perth (the City), community organisations and government agencies to identify relief, recovery and rebound initiatives, that helps the residential and business communities and the City's operations recover quickly from the COVID19 pandemic and are positioned to rebound quickly for the future wellbeing, prosperity and sustainability of Perth.

2. COVID19

The COVID19 virus developed in China in December 2019 and spread rapidly across the world. The World Health Organisation declared COVID19 a pandemic on 12 March 2020. A State of Emergency was declared for the whole of Western Australia on 17 March 2020 and continues to the present time.

Government response to the emergency has resulted in:

- Community isolation
- Restrictions on activities
- Closure of business
- Loss and reduction of employment
- Compounded situation for people experiencing homelessness
- Impact on the function, budget and services of the City of Perth Local Government.

The first lifting of restrictions commenced on 28 April 2020 and will continue concurrently into Recovery phase from May 2020 onwards. The City's Recovery will be guided by the State Government's staged COVID19 Roadmap.

3. Role of Local Government

Under Section 36(b) Emergency Management Act 2005 'It is a function of local government…to manage recovery following an emergency.'

Through this legislation, Recovery is achieved at a local level by the Local Recovery Coordination Group (LRCG) and is part of a structured emergency management response and recovery process, which identifies roles and commitments by various levels of government.

- LRCG has a relationship with the District and State Recovery.
- Three Advisory Committees support the LRCG and the development of Recovery Plans and Strategies - Marketing and Promotions; Events, Arts and Culture; and City Amenity.

4. Authority

The Local Recovery Coordinating Group (LRCG) and Advisory Committees will be established by the Local Recovery Coordinator (LRC) and endorsed by the CEO and Chair Commissioners.

5. Recovery Structure and Hierarchy

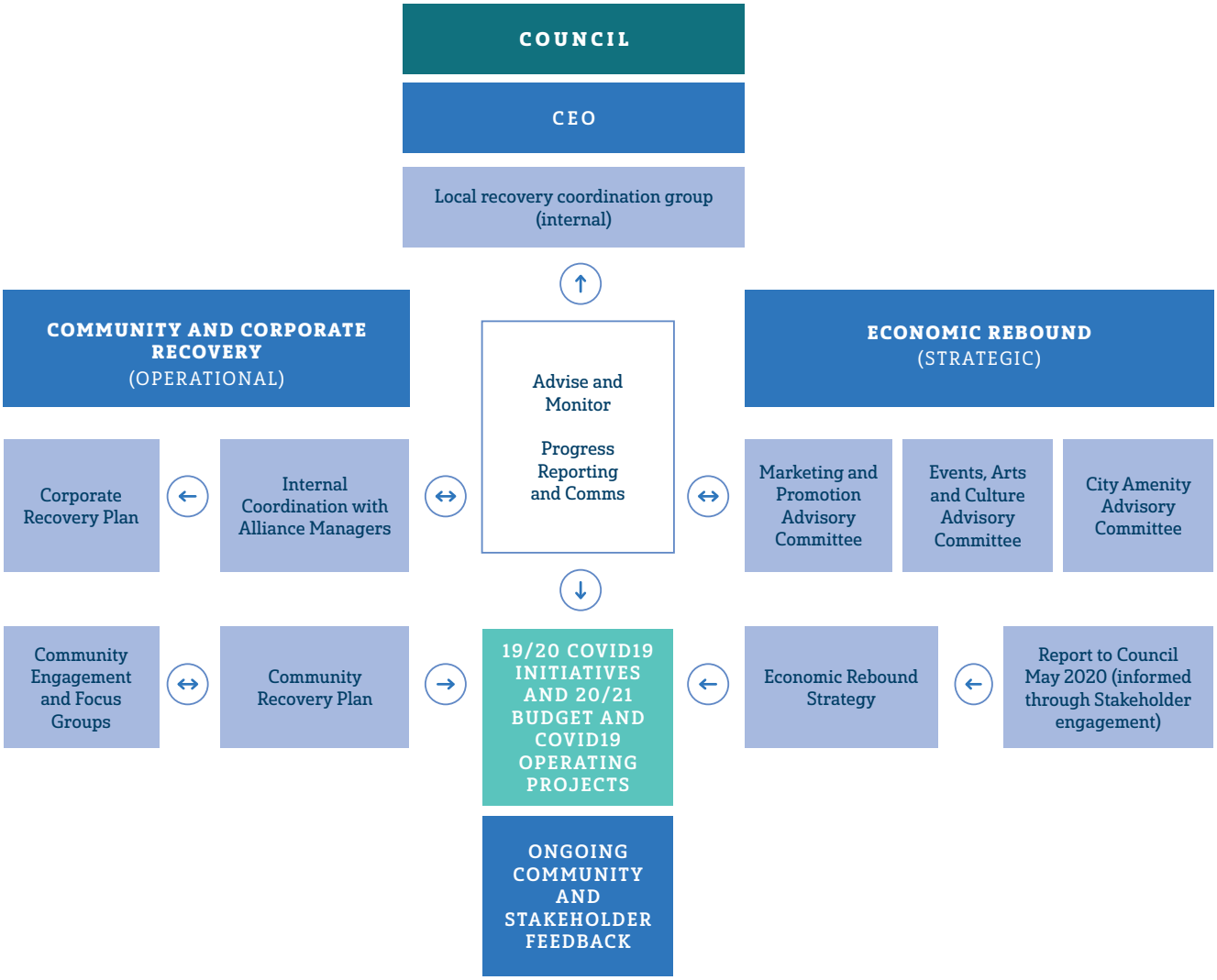

6. Role of the Events, Arts and Culture Advisory Committee

The roles of the individual members of the committee include:

- Assess and recommend priority projects and support to assist with the recovery process in the short, medium and long term for the City.
- Bring relevant knowledge, specialist expertise, technical proficiency and professional experience in a field of specific relevance to arts and culture.
- Provide advice and assist in the coordination of the restoration of arts and culture activity and new opportunities for development.
- Coordinate and promote financial support from government and corporate / business sector to the arts and culture sector, where practical.
- Represent the views of the communities and agencies they represent and liaise with committee members and the City of Perth.

Events, Arts and Culture Advisory Committee

7. Membership

Membership of the Events, Arts and Culture Advisory Committee includes people with operational and community expertise and knowledge of the impact of COVID19 on the arts and cultural community. Members will include officers from the City of Perth, government and community agencies and community organisations.

Members will be invited to participate in the LRCG by the Local Recovery Coordinator.

Members may be changed or added dependent on needs identified by the Chair and / or the Local Recovery Coordinator.

The Events, Arts and Culture Advisory Committee will cease to exist from 1 July 2021, unless otherwise directed by Council.

8. Membership

Events, Culture and the Arts Advisory Committee	
Chamber of Arts and Culture	Magadza Shelagh
Perth Festival	Nathan Bennet
Fringe	Sharon Burgess
Committee for Perth	Marion Fulker
Northbridge Common	Johnny Doan
Activate Perth	Kylie Taylor
Historic Heart	Sandy Anghie
Tourism WA	Kym Francesconi
Cultural Advisory Committee Members - Maximum of 5, to be self-nominated	Barbara Bynder (key contact)
City of Perth	Tabitha McMullin (Lead)
City of Perth	Daniel High

8.1. City of Perth – Administration Support

- Communicate with members, send agenda and minutes.
- Agendas will be provided at least seven days prior to the scheduled meeting and minutes distributed within four days of the meeting.
- Invite members to meetings, manage RSVPs and maintain attendee lists, incorporated into the project stakeholder database.

8.2. Events, Arts and Culture Advisory Committee Members

- Understand and have the capacity to voice the issues, concerns and views of the organisations they represent.
- Can represent a relevant perspective of community or business group or organisation.
- Contribute ideas and information to relevant issues in the social, economic and recovery space.
- Be an advocate for the recovery and rebound in the City of Perth.
- Have a broad understanding of the synergies that exist between social issues and economic, and governance/ political elements.

All Members of the Events, Arts and Culture Advisory Committee agree to the following standards of behaviour and rules:

- Act with honesty, good faith and integrity.
- Abide by the Terms of Reference.
- Respect and be courteous to others and their opinions.
- Actively participate in meetings.
- Let people have their say.
- Accept and embrace differences.
- Declare any actual or perceived conflicts of interest at the commencement of the meeting.

- Resolve issues and differences before leaving meetings or advise the facilitator of issues and concerns.
- Publicly support positions adopted by the Marketing and Promotions Advisory Committee.
- Have no political or vested interests.
- Maintain confidentiality of topics discussed in meetings.
- Provide an RSVP to the Chair for all meetings. Ideally, the Member will be able to remain in the role for the duration of the Marketing and Promotions Advisory Committee's term.
- Inform Chair when leaving roles so they can be exited from the group, and a replacement sought.

9. Limits of Power

The Events, Arts and Culture Advisory Committee has no delegated authority to make decisions or to issue approvals. Recommendations can be made through the Chair to the City, however the role of the group is predominantly advisory.

10. Quorum

A minimum of 50% of the Committee members are required for a meeting to be recognised as an authorised meeting for any recommendations or resolutions to be valid.

The quorum must contain at least the Chair and two other Members.

11. Proxies to Meetings

Members may nominate a proxy to attend a meeting if they are unable to attend. Where practical, the Member will notify the Chair of the substitution at least one week prior to the meeting.

The nominated proxy shall provide relevant updates, comments and feedback on behalf of Member they are representing.

12. Frequency and Duration of Meetings

The Events, Arts and Culture Advisory Committee will be active for the duration of the Recovery phase of the COVID19 pandemic.

Meetings are expected to run for approximately two hours.

Timing and frequency will be determined at the initial meeting in consultation with the members. It is anticipated frequency will be reduced the recovery progresses.

13. Location of Meetings

Meetings will be held through online media (Zoom or Teams) until face to face meetings can be held at Council House.

14. Document Management

Documentation, including meeting agendas and minutes, relating to the Events, Arts and Culture Advisory Committee will be saved in **P1039909#08** by the City.

14.1 Versions/ Amendments

Amendments undertaken to the Terms of Reference are to be undertaken by the City of Perth.

Version	Author	Date	Status	Comments
1	J Hannaford	8/05/2020		

City of Perth

27 St Georges Terrace, Perth, Western Australia
GPO Box C120 Perth, Western Australia 6839

Phone +61 8 9461 3333 Facsimile +61 8 9461 3083
Email info.city@cityofperth.wa.gov.au
Website www.cityofperth.wa.gov.au
ABN 83 780 118 628

12.2 /h±L5πмф wŜōƨdzyŘ 9ŎƨyƨƳƛŎ 5ŜØŜfƨLJƳŜyű {LJƨyãƨℕăKƛLJ ς {ŎƛŜyŎŜ ƨy űKŜ {ø l·y нлнм

wŜăLJƨyãƛōfŜ hŦŦƛŎŜℕ	!yŷŜ . l·yʅăπ a Ŏ ! ffƛăűŜℕΣ DŜyŜℕl·f a l·yl·ƎŜℕΣ /ƨƳƳdzyƛűè 5ŜØŜfƨLJƳŜyű
±ƨűƛyƎ wŜljdzƛℕŜƳŜyű	{ƛƳLJfŜ a l·ƨƨℕƛűè
!űűl·ŎKƳŜyűă	bƨű l·LJLJfƛŎl·ōfŜ

tdzℕLJƨăŜ

¢ƨ ℕŜŎƨƳƳŜyŘ l·y 9ŎƨyƨƳƛŎ 5ŜØŜfƨLJƳŜyű {LJƨyãƨℕăKƛLJ űƨ !ℕƛyŜÈ tűè [ƛƳƛűŜŘΣ dzyŘŜℕ űKŜ /h±L5πмф Dℕl·yűă l·yŘ {LJƨyãƨℕăKƛLJ tℕƨƎℕl·Yφ

wŜŎƨƳƳŜyŘl·űƛƨy

¢Kl·ű /ƨdzyŎƛf !ttwh±9{ l·y 9ŎƨyƨƳƛŎ 5ŜØŜfƨLJƳŜyű {LJƨyãƨℕăKƛLJ ƨŦ Þмo∑ллл óŜÈ D{¢ú űƨ !ℕƛyŜÈ tűè [ƛƳƛűŜŘ Ŧƨℕ {ŎƛŜyŎŜ ƨy űKŜ {ø l·y нлнмφ

. l·Ö⌊∃ℕ2dzyŘ

мΦ ¢Kλă ℕŜljdzŜăŭ Ŧ2ℕ ăLJ2yã2ℕăKλLJ Kl·ă ōŜŜy˘ Ö2yãλŘŜℕŜŘ dzyŘŜℕ ŭKŜ /λŭèΩă /h±L5πмφ wŜō2dzyŘ Dℕl·yŭă l·yŘ {LJ2yã2ℕăKλLJ LJℕ2∃ℕl·Y˘ ǿKλÖK ădzLJLJ2ℕŭă ŜÖ2y2Y˘λÖ ℕŜō2dzyŘ ŭKℕ2dz∃K ăŭℕl·ŭŜ∃λÖ ŦdzyŘλy∃ 2Ŧ l·ÖŭλØl·ŭλ2y∑ ŜØŜyŭă∑ l·ℕŭă∑ Ödzŭdzℕl·f l·yŘ Ö2Y˘Y˘dzyλŭè ǿŜftōŜλy∃ l·ÖŭλØλŭλŜă∑ f2Ölf ōdzăλyŜăă ădzLJLJ2ℕŭ l·yŘ ŜÖ2y2Y˘λÖ ŘŜØŜf2LJY˘Ŝyŭ λyλŭλl·ŭλØŜăΦ

нΦ !ă LJl·ℕŭ 2Ŧ ŭKŜ /λŭèΩă ŜÖ2y2Y˘λÖ ŘŜØŜf2LJY˘Ŝyŭ l·ÖŭλØλŭλŜă∑ ŭKŜ /λŭè ăŜŜ⌊ă ŭ2 ăŭℕl·ŭŜ∃λÖl·ffè Ŝy∃l·∃Ŝ ǿλŭK ⌊Ŝè λyŘdzăŭℕè ăŜÖŭ2ℕă ŭ2 l·ăăλăŭ λy˘ ydzℕŭdzℕλy∃ l· ŭKℕλØλy∃∑ ŘλØŜℕăŜ l·yŘ Ö2Y˘LJŜŭλŭλØŜ ōdzăλyŜăă ŜyØλℕ2yY˘Ŝyŭ Φ

оΦ aŜŘλÖl·f KŜl·ŭŭK l·yŘ ŭλŦŜ ăÖλŜyÖŜă l·ℕŜ λŘŜyŭλŦλŜŘ λy˘ ŭKŜ /h±L5πмφ wŜō2dzyŘ Dℕl·yŭă l·yŘ {LJ2yã2ℕăKλLJ tℕ∃ℕl·Y˘ DdzλŘŜŭλyŜă l·ă l· ăŜÖŭ2ℕ 2Ŧ ⌊Ŝè ăŭℕl·ŭŜ∃λÖ λY˘LJ2ℕŭl·yÖŜ Ŧ2ℕ ŭKŜ tŜℕŭŭK ŜÖ2y2Y˘è Φ CdzyŘλy∃ λă l·Øl·λŭl·ōŭfŜ ŭ2 LJℕ2?ŜÖŭă ŭKl·ŭY

l·Φ LJℕ2Y˘2ŭŜ tŜℕŭŭK l·ă l·y˘λyŭŜℕy1·ŭλ2y1·ffè ăλ∃yλŦλÖl·yŭ Y˘ŜŘλÖl·f ℕŜăŜl·ℕÖK Öl·LJλŭl·f

ōΦ ÖℕŜl·ŭŜ ŭλy⌊l·∃Ŝă ōŜŭØŜŜy˘ λyŘdzăŭℕè∑ ∃2ØŜℕyY˘Ŝyŭ∑ LJℕλØl·ŭŜ 2ℕ∃l·yλăl·ŭλ2yã l·yŘ ŜŘdzÖl·ŭλ2y˘ λyãŭλŭdzŭλ2yã ŭ2 l·ÖKλŜØŜ ∃ℕŜl·ŭŜℕ Ö2Y˘Y˘ŜℕÖλl·ŭăl·ŭλ2y˘l·yŘ Lt 2dzŭÖ2Y˘Ŝă

ÖΦ λY˘LJℕ2ØŜ ŭKŜ fŜØŜf 2Ŧ ădzLJLJ2ℕŭ l·Øl·λŭl·ōŭfŜ ŭ2 l·ăLJλℕλy∃ Y˘ŜŘλÖl·f Ŝyŭℕ∑LJℕŜyŜdzℕă

ŘΦ l·ăăλăŭ ǿλŭK Ö2Y˘Y˘ŜℕÖλl·ŭăl·ŭλ2y˘2Ŧ f2Ölf ℕŜăŜl·ℕÖK

ŜΦ λyØŜăŭY˘Ŝyŭ λy˘Y˘ŜŘκŭŜÖK ăŭl·ℕŭπdzLJăΦ

aŜŘλÖl·f lŜl·ŭŭK l·yŘ [λŦŜ {ÖλŜyÖŜă wŜăŜl·ℕÖK {ŜÖŭ2ℕ ς ² ! /2yŭŜÈŭ

пΦ lŜl·ŭŭK λă l· Y˘l·?2ℕ ∃ℕ2ǿŭK ăŜÖŭ2ℕ ∃f2ōl·ffè ǿλŭK ÖKl·y∃λy∃ ŘŜY˘2∃ℕl·LJKλÖăΣ λyÖℕŜl·ăλy∃ ŘλăŜl·ăŜ ōdzℕŘŜyãΣ ℕλăλy∃ λyÖ2Y˘Ŝă l·yŘ λyÖℕŜl·ăλy∃ ∃2ØŜℕyY˘Ŝyŭ KŜl·ŭŭK ŜÈLJŜyŘλŭdzℕŜ Ö2yŭℕλōdzŭλy∃ ŭ2 ŭKŜ ăŜÖŭ2ℕΩă 2y∃2λy∃ ∃ℕ2ǿŭK∑ ǿλŭK LJl·ℕŭλÖdzŭl·ℕ Ŧ2Ödză ÖdzℕℕŜyŭŭè 2y˘ /h±L5πмφ Øl·ÖÖλyŜă l·yŘ l·ăă2Ölf·ŭŜŘ λyŘdzăŭℕè l·ÖŭλØλŭèΦ

рΦ tŜℕŭŭK λă ǿŜŭŭ LJ2ăλŭλ2yŜŘ ŭ2 Öl·LJλŭl·ŭăŜ 2y˘ŭKŜăŜ ŭℕŜyŘă Ŧ2ŭŭ2ǿλy∃ ădzōăŭl·yŭλl·ŭ {ŭl·ŭŜ D2ØŜℕyY˘Ŝyŭ λyØŜăŭY˘Ŝyŭ λy˘ǿ2ℕŭŘπÖŭl·ăă KŜl·ŭŭKπℕŜŭŭl·ŭŜŘ Ŧl·ÖλŭλŜă l·yŘ λyŦℕl·ăŭℕdzÖŭdzℕŜ λy˘ℕŜÖŜyŭ èŜl·ℕăΦ ¢Kλă λyÖŭdzŘŜă 2yŜ 2Ŧ ŭKŜ ŭl·ℕ∃Ŝăŭ Y˘ŜŘλÖl·f LJℕŜÖλyÖŭă λy˘ŭKŜ {2dzŭKŜℕy˘ lŜY˘ăLJKŜℕŜŦ ŭKŜ v9LL aŜŘλÖl·f /ŜyŭℕŜ ǿKλÖK λyÖŭdzŘŜă ŭKŜ ll·ℕℕè tŜℕ⌊λyã LyãŭλŭdzŭŜ∑ tŜℕŭŭK /KλŭŘℕŜyΩă l2ăLJλŭl·ŭ∑ ¢ŜŭŜŭK2y˘YλŘă LyãŭλŭdzŭŜ l·yŘ {l·ℕλÖK LyãŭλŭdzŭŜΦ v9LL ǿλŭŭ l·ŭă2 K2ăŭ ŭKŜ ℕŜÖŜyŭŭè l·yy2dzyÖŜŘ Þмφyō ² 2Y˘Ŝy˘l·yŘ . l·ōλŜă l2ăLJλŭl·f ăŜŭ ŭ2 ℕŜLJŭl·ÖŜ YλyΦ 9Řǿl·ℕŘ aŜY˘2ℕλl·f l2ăLJλŭl·f∑ ǿλŭK ǿ2ℕ⌊ă ŜăŭλY˘l·ŭŜŘ ŭ2 ōŜ∃λy˘λy˘нлноΦ

сΦ tŜℕŭŭK l·ŭă2 Kl·ă l·y˘λyŭŜℕy1·ŭλ2y1·ffè Ö2Y˘LJŜŭλŭλØŜ Öŭλyλl·f ŭℕλl·ŭă ŜyØλℕ2yY˘Ŝyŭ l·yŘ ăŭℕ2y∃ ℕŜăŜl·ℕÖK Öl·LJl·ōλŭλŜăΦ

тΦ ¢Kλă ǿλŭŭ ōŜ ℕŜŦŭŜÖŭŜŘ λy˘ ŭKŜ λY˘Y˘λyŜyŭ ℕŜŭŜl·ăŜ 2Ŧ ŭKŜ {ŭl·ŭŜΩă Ŧλℕăŭŭ lŜl·ŭŭK l·yŘ aŜŘλÖl·f [λŦŜ {ÖλŜyÖŜă LyŘdzăŭℕè Dℕ2ǿŭK tŭl·y˘ŭ2 ăŭλY˘dzŭl·ŭŜ l·yŘ ăŭℕŜy∃ŭKŜy˘ ² !Ωă KŜl·ŭŭK l·yŘ Y˘ŜŘλÖl·f ŭλŦŜ ăÖλŜyÖŜă λyŘdzăŭℕè 2ØŜℕ ŭKŜ yŜÈŭ ŦλØŜ èŜl·ℕăΦ

¢KŜ 9Ö2y2Y˘λÖ ±l·ŭdzŜ 2Ŧ ŭKŜ aŜŘλÖl·f lŜl·ŭŭK l·yŘ [λŦŜ {ÖλŜyÖŜă {ŜÖŭ2ℕ λy˘ ² !

уΦ ¢KŜ Y˘ŜŘλÖl·f KŜl·ŭŭK l·yŘ ŭλŦŜ ăÖλŜyÖŜă ăŜÖŭ2ℕ λă l· Y˘l·?2ℕ Ö2yŭℕλōdzŭ2ℕ ŭ2 ŭKŜ ² ! ŜÖ2y2Y˘è ŭKℕ2dz∃K ℕŜØŜyŭdzŜ∑ λyØŜăŭY˘Ŝyŭ l·yŘ ŜY˘LJŭ2èY˘Ŝyŭ Φ Ly˘ b2ØŜY˘ōŜℕ нлнл∑ ŭKŜ 5ŜLJl·ℕŭY˘Ŝyŭ 2Ŧ W2ōăΣ ¢2dzℕλăY˘Σ {ÖλŜyÖŜ l·yŘ Lyy2Øl·ŭλ2y˘ℕŜŭŜl·ăŜŘ ŭKŜ ² ŜăŭŜℕy˘ !dzăŭℕl·ŭλl· 9Ö2y2Y˘λÖ tℕ2ŦλŭŜ wŜLJ2ℕŭŭ∑ ŭKλă ℕŜLJ2ℕŭ ăŭl·ŭŜŘ ŭKŜ нлмфкнл ² !Ωă lŜl·ŭŭKÖl·ℕŜ l·yŘ {2Ölf !ăăλăŭl·yÖŜ ăŜÖŭ2ℕ l·ÖÖ2dzyŭŜŘ Ŧ2ℕ Þмрφтō 2Ŧ Dℕ2ăă {ŭl·ŭŜ tℕ2ŘdzÖŭ óD{ tŭ∑ l·y˘λyÖℕŜl·ăŜ

λy˘пΦŦ̣̣̂ ŦℕƧY˘ ŭKŜ LJℕŜØλƧdzǎ èŜl·ℕ l·yŘ ø l·ǎ ŭKŜ ǎŜŎƧyŘ fl·ℕƎŜǎŭ ŎƧyŭℕλōdzŭλƧy˘ŭƧ ℕŜl·f D{t ƎℕƧøŭK λy˘нлмфкнлΦ ¢KŜ ǎŜŎŭƧℕ l·fǎƧ ŜY˘LJfƧèŜŘ мссΣрфр LJŜƧLJfŜΣ ƧŦ øKλŎK мсΣллл øŜℕŜ ŜY˘LJfƧèŜŘ λy˘ŭKŜ /λŭè ƧŦ tŜℕŭK [D! l·ℕŜl·Φ

5λǎŎdzǎǎλƧy˘

!LJLJfλŎl·yŭ 5Ŝŭl·λfǎ

9yŭλŭè bl·YŜ	!ℕλyŜÈ tŭè [ŭŘ
9yŭλŭè ¢èLJŜ	!dzǎŭℕl·fλl·y˘ tℕλØl·ŭŜ /ƧY˘LJl·yè
!.b	ну ллл оус стс
!.b ǎŭl·ŭdzǎ	!ŎŭλØŜ
!¢h 9yŘƧℕǎŜŘ /Kl·ℕλŭè ŭèLJŜ	bƧŭ ŜyŘƧℕǎŜŘ

фΦ !ℕλyŜÈ tŭè [ŭŘ λǎ l· LJℕλØl·ŭŜ ŦdzŦŦπǎŜℕØλŎŜ ŜØŜyŭ Yl·yl·ƎŜYŜyŭ ŎƧY˘LJl·yè øλŭK ƧØŜℕ пт èŜl·ℕǎΩ ŜÈLJŜℕλŜyŎŜ øλŭK ǎLJŜŎλl·fλǎŭ ŜÈLJŜℕŭλǎŜ l·ŎℕƧǎǎ ŎƧyŦŜℕŜyŎŜ l·yŘ l·ǎǎƧŎλl·ŭλƧy˘ Yl·yl·ƎŜYŜyŭΣ ŎƧyŦŜℕŜyŎŜ ŘŜǎλƎyΣ LJfl·yŷλyƎ l·yŘ Ƨdzŭǎŭl·yŘλyƎ ŘŜfλØŜℕèΣ ŘŜǎŭλyl·ŭλƧy˘ Yl·yl·ƎŜYŜyŭΣ ǎƧŎλl·f LJℕƧƎℕl·Yǎ l·yŘ ŎƧℕLJƧℕl·ŭŜ ŜØŜyŭǎΣ λyŎŜyŭλØŜǎΣ ǎLJƧyǎƧℕǎKλLJ l·yŘ ŜÈKλōλŭλƧyǎΣ ℕŜƎλǎŭℕl·ŭλƧy˘l·yŘ l·ŎŎƧYY˘ƧŘl·ŭλƧyΣ Yl·ℕ⌉ŜŭλyƎΣ l·yŘ ŜØŜyŭ ŭŜŎKyƧfƧƎèΦ

млΦ ¢KŜ l·LJLJfλŎl·yŭ Kl·ǎ ŦƧdzℕ ƧŦŦλŎŜǎ l·ŎℕƧǎǎ !dzǎŭℕl·fλl· ó a ŜfōƧdzℕyŜ {èŘyŜèΣ .ℕλǎōl·yŜ l·yŘ tŜℕŭKú l·yŘ ƧyŜ ƧŦŦλŎŜ λy˘bŜø ½Ŝl·fl·yŘ ó!dzŎ⌉fl·yŘúΦ

ммΦ ¢KŜ l·LJLJfλŎl·yŭ ŎƧffl·ōƧℕl·ŭŜǎ øλŭK ŭKŜ ² ŜǎŭŜℕy˘ !dzǎŭℕl·fλl·y˘ l Ŝl·fŭK ¢ℕl·yǎfl·ŭλƧy˘bŜŭøƧℕ⌉ǎ ó ² ! l ¢bú ŭƧ ŘŜfλØŜℕ ŭKŜλℕ l·yŷdzl·f KŜl·fŭK l·yŘ YŜŘλŎl·f ℕŜǎŜl·ℕŎK ŎƧyŦŜℕŜyŎŜΣ {ŎλŜyŎŜ ƧY˘ŭKŜ {øl·yΦ

мнΦ ² ! l ¢b λǎ l· ǎŭl·ŭŜπøλŘŜ ŎƧyǎƧℕŭλdzY˘ ƧŦ Yl·ƧƧℕ KƧǎLJλŭl·fǎΣ YŜŘλŎl·f ℕŜǎŜl·ℕŎK λyǎŭλŭdzŭŜǎ l·yŘ ŦλØŜ dzyλØŜℕǎλŭλŜǎΣ ŦƧℕYŜŘ ŭƧ ŎI·LJλŭl·fλǎŜ ƧY˘ ŜÈλǎŭλyƎ ℕŜǎƧdzℕŎŜǎ l·yŘ ŜÈLJŜℕŭλǎŜ l·yŘ ŭKŜ ǎdzōǎŭl·yŭλl·f {ŭl·ŭŜ DƧØŜℕyYŜyŭ λyØŜǎŭYŜyŭ λy˘ yŜø ǎŭl·ŭŜπƧŦπŭKŜπl·ℕŭ Ŧl·ŎλfλŭλŜǎ ŭƧ ŭℕl·yǎfl·ŭŜ ℕŜǎŜl·ℕŎK λyŭƧ ōŜŭŭŜℕ KŜl·fŭK ŦƧℕ ² ŜǎŭŜℕy˘ !dzǎŭℕl·fλl·yǎΦ

tℕƧƨŜŎŭ 5Ŝŭl·λfǎ

/l·ŭŜƎƧℕè	9ŎƧyƧYλŎ 5ŜØŜfƧLJYŜyŭ {LJƧyǎƧℕǎKλLJ
tℕƧƨŜŎŭ ŭλŭfŜ	{ŎλŜyŎŜ ƧY˘ŭKŜ {øl·y˘нлнм
tℕƧƨŜŎŭ Řl·ŭŜ	мс ς му a l·è нлнм
±ŜyƧdzŜ	² ŜǎŭλY˘ l ƧŭŜf tŜℕŭK
9ǎŭλYl·ŭŜŘ l·ŭŭŜyŘl·yŎŜ	олл
¢ƧŭI·f LJℕƧƨŜŎŭ ŎƧǎŭ	ÞптнΣомп
¢ƧŭI·f l·YƧdzyŭ ℕŜIjdzŜǎŭŜŘ	ÞмрΣллл óоΦмŦ̣̣̂ ƧŦ ŭKŜ ŭƧŭl·f LJℕƧƨŜŎŭ ŎƧǎŭŭ
wŜŎƧYYŜyŘl·ŭλƧy˘	**!LJLJℕƧØŜ**
wŜŎƧYYŜyŘl·ŭλƧy˘l·YƧdzyŭ	**Þмо∑ллл óнΦтрŦ̣̣̂ ƧŦ ŭKŜ ŭƧŭl·f LJℕƧƨŜŎŭ ŎƧǎŭŭ**
!ǎǎŜǎǎYŜyŭ ǎŎƧℕŜ	по Ƨdzŭ ƧŦ pp óтỵ̣̂̂ ú

{ŏλŜyŏŜ 2y˘ŭKŜ {ø l·y˘нлнм

мо⌀ {ŏλŜyŏŜ 2y˘ŭKŜ {ø l·y˘λă ² ! I ¢bΩă l·yŷdzl·f KŜl·fŭK l·yŘ Y˘ŜŘλŏl·f ℕŜăŜl·ℕŏK ŏ2yŦŜℕŜyŏŜ⌀ Ly˘нлнмΣ ŭKλă øλff ōŜ ŭKŜ ăλÈŭK èŜl·ℕ ŭKŜ ŜØŜyŭ Kl·ă ōŜŜy˘KŜfŘ⌀

мп⌀ ¢KŜ /2yŦŜℕŜyŏŜ øλff ōŜ KŜfŘ l·ŭ ¢KŜ ² Ŝăŭλy˘ tŜℕŭK Ŧℕ2Y˘ {dzyŘl·è мс ς ¢dzŜăŘl·è my a l·è нлнм l·yŘ øλff ăK2øŏl·ăŜ ŭKŜ ØŜℕè ōŜăŭ 2Ŧ ℕŜăŜl·ℕŏK l·yŘ ăŏλŜyŭλŦλŏ ŜyŘŜl·ø2dzℕ λy˘ ² ŜăŭŜℕy˘ !dzăŭℕl·fλl· λyŏfdzŘλy∃ ōλ2Y˘ŜŘλŏl·fΣ Ŏfλyλŏl·fΣ KŜl·fŭK l·yŘ ă2ŏλl·f ăŏλŜyŏŜ⌀

мр⌀ ¢KŜ /2yŦŜℕŜyŏŜ 2ŦŦŜℕă fλy˥l·∃Ŝ 2LJLJ2ℕŭdzyλŭλŜă Ŧ2ℕ ō2ŭK λyŘdzăŭℕè l·yŘ ℕŜăŜl·ℕŏKŜℕăΣ ŜăLJŜŏλl·ffè ŏ2yŷŜŏŭλy∃ Ŝl·ℕfè ŏl·ℕŜŜℕ Ŏfλyλŏλl·yã ŭ2 Y˘2ℕŜ ăŜyλ2ℕ l·yŘ Ŝăŭl·ōfλăKŜŘ KŜl·fŭK ăŏλŜyŏŜ l·yŘ Ŏfλyλŏl·f fŜl·ŘŜℕă⌀ Lŭ λă l·y˘ 2LJLJ2ℕŭdzyλŭè ŭ2 ăK2øŏl·ăŜ ŭKŜ ă˥λffă λy˘ tŜℕŭK l·yŘ KŜfLJ ŭℕl·yãfl·ŭŜ ² ! ăŏλŜyŭλŦλŏ ŜŦŦ2ℕŭă λyŭ2 ℕŜl·f λY˘LJl·ŏŭă ŭ2 ŘŜfλØŜℕ ōŜŭŭŜℕ KŜl·fŭK 2dzŭŏ2Y˘Ŝă ŭ2 ŭKŜ øλŘŜℕ Ŏ2Y˘Y˘dzyλŭè f2ŏl·ffè l·yŘ yl·ŭλ2yl·ffè øKλfăŭ fŜl·ℕyλy∃ Ŧℕ2Y˘ λyŭŜℕyl·ŭλ2yl·f ŜÈLJŜℕŭă⌀

мс⌀ ¢KŜ нлнм ŜØŜyŭ λă /2π/Kl·λℕŜŘ ōèY
- l·⌀ tℕ2ŦŜăă2ℕ Dl·ℕè DŜŜfK2ŜŘΣ ² ! I ¢bT
- ō⌀ tℕ2ŦŜăă2ℕ tŜŭŜℕ wλŏKY˘2yŘΣ /KλfŘ l·yŘ !Ř2fŜăŏŜyŭ I Ŝl·fŭK {ŜℕØλŏŜT
- Ŏ⌀ tℕ2ŦŜăă2ℕ 5l·yλŜf Cl·ŭ2ØλŏKΣ 9l·ăŭ a Ŝŭℕ2LJ2fλŭl·y˘ I Ŝl·fŭK {ŜℕØλŏŜT
- Ř⌀ 5ℕ !ℕ2y˘ /Kl·˥ŜℕlΣ b2ℕŭK a Ŝŭℕ2LJ2fλŭl·y˘ I Ŝl·fŭK {ŜℕØλŏŜT l·yŘ
- Ŝ⌀ tℕ2ŦŜăă2ℕ Cλ2yl· ² 22Ř ! aΣ {2dzŭK a Ŝŭℕ2LJ2fλŭl·y˘ I Ŝl·fŭK {ŜℕØλŏŜ⌀

мт⌀ !f2y∃ øλŭK ŭKŜ нлнл hℕ∃l·yλăλy∃ /2Y˘Yλŭŭ ŜŜΣ y2ŭŜø2ℕŭKè λyŭŜℕyl·ŭλ2yl·f l·yŘ yl·ŭλ2yl·f ăLJŜl·˥ŜℕăŦ2ℕ ăŜăăλ2yã Kl·ØŜ ōŜŜy˘ăŜŏdzℕŜŘΣ ℕl·y∃λy∃ Ŧℕ2Y˘ {ŭℕŜy∃ŭKŜyλy∃ /fλyλŏl·f wŜăŜl·ℕŏKΣ tℕŜŏλăλ2y˘ a ŜŘλŏλyŜΣ 5λ∃λŭl·f I Ŝl·fŭK l·yŘ 5l·ŭl· a l·yl·∃ŜY˘Ŝyŭ˘ΣΣ I Ŝl·fŭK {èăŭŜY˘ tŜℕŦ2ℕY˘l·yŏŜ l·yŘ Df2ōl·f I Ŝl·fŭKΣ øKλŏK l·ℕŜ ℕŜfŜØl·yŭ l·yŘ ŭ2LJλŏl·f ŭKŜY˘Ŝă 2Ŧ λyŭŜℕŜăŭ ŭ2 ŭKŜ ŏdzℕℕŜyŭ KŜl·fŭK l·yŘ Y˘ŜŘλŏl·f ℕŜăŜl·ℕŏK l·yŘ Ŏ2yãdzY˘Ŝℕ Ŏ2Y˘Y˘dzyλŭè⌀

/h±L5πмф /2yŭλy∃Ŝyŏè tfl·y˘

му⌀ ¢KŜ l·LJLJfλŏl·yŭ λă Ŧλyl·fλăλy∃ ŭKŜ /h±L5πмф /2yŭλy∃Ŝyŏè tfl·y˘Ŧ2ℕ ŭKŜ ŜØŜyŭΣ λy˘fλyŜ øλŭK ² !Ωă ŏdzℕℕŜyŭ {ŭl·∃Ŝ π ℕŜăŭℕλŏŭλ2yã⌀ LŦ ² !Ωă ŏdzℕℕŜyŭ {ŭl·ŭŜ π ℕŜăŭℕλŏŭλ2yã ŏKl·y∃ŜΣ ŭKŜ l·LJLJfλŏl·yŭ Kl·ă ŘŜØŜf2LJŜŘ Kèōℕλ˘Ř l·yŘ Ŧdzffè Øλℕŭdzl·f LJfl·ŭŦ2ℕY˘ă øλŭK ŭKŜ l·ōλfλŭè ŭ2 ljdzλŏ˥fè l·yŘ ŜŦŦŜŏŭλØŜfè ŏ2yØŜℕŭ ŭKŜ нлнм ŜØŜyŭ ŭ2 ōŜ ŜyŭλℕŜfè 2yfλyŜ⌀

мф⌀ l λăŭ2ℕλŏl·ffèΣ ŭKŜ ŜØŜyŭ λă l·ŭŭŜyŘŜŘ ōè ŘŜfŜ∃l·ŭŜă Ŧℕ2Y˘ ² ŜăŭŜℕy˘ !dzăŭℕl·fλl· ól·LJLJℕ2ÈλY˘l·ŭŜfè ⌀ƒ˚ 2Ŧ l·ŭŭŜyŘŜŜăŭ⌀ Ly˘ℕŜăLJ2yãŜ ŭ2 ŭKŜ ŭℕl·ØŜf ℕŜăŭℕλŏŭλ2yã ŘdzŜ ŭ2 ŭKŜ /h±L5πмф LJl·yŘŜY˘λŏΣ ŭKŜ нлнм ŜØŜyŭ øλff l·fă2 ōŜ l·Øl·λfl·ōfŜ 2yfλyŜ ŭ2 ŘŜfŜ∃l·ŭŜă l·Ŏℕ2ăă !dzăŭℕl·fλl· l·yŘк2ℕ ŭK2ăŜ dzyl·ōfŜ ŭ2 l·ŭŭŜyŘ ŭKŜ ŜØŜyŭ λy˘LJŜℕă2y⌀

нл⌀ !ă l·y˘l·yŷdzl·f ŜØŜyŭ øλŭK l· fl·ℕ∃Ŝ Ŧ2Ŏdză 2y˘Y˘ŜŘλŏl·f ℕŜăŜl·ℕŏKΣ ŭKŜ l·LJLJfλŏl·yŭ Kl·ă ŘŜŘλŏl·ŭŜŘ ŭKŜ ŜyŭλℕŜ 5l·è ¢KℕŜŜ 2Ŧ ŭKŜ ŜØŜyŭ ŭ2 Ŧ2Ŏdză ŜyŭλℕŜfè 2y˘ /h±L5πмф óŭKŜ Ŧℕăŭ Kl·fŦ 2Ŧ ŭKŜ Řl·è øλff Ŧ2Ŏdză 2y˘ ² !Ωă ℕŜăLJ2yãŜ ŭ2 /h±L5πмф l·yŘ ŭKŜ ăŜŏ2yŘ Kl·fŦ 2Ŧ ŭKŜ Řl·è øλff Ŧ2Ŏdză 2y˘ℕŜăŜl·ℕŏK 2Ŧ /h±L5πмфŭ⌀

t₦ŜØλ2dză {dzLJLJ2₦ŭ l·yŘ ! ŏljdzλŭŭl·fă óp₥èŜl·₦ LJŜ₦λ2Řú

¸Ŝl·₦	! Y˘2dzyŭ	t₦2ℓŜŏŭ
нлмр₥мс	Þл	
нлмс₥мт	Þл	
нлмт₥му	Þл	
нлму₥мф	Þмн∑рлл	{ŏλŜyŏŜ 2y˘ŭKŜ {ǿl·y˘нлмф
нлмф₥нл	Þл	/2y₮Ŝ₦ŜyŏŜ ŘλŘ y2ŭ LJ₦2ŏŜŜŘ ŘdzŜ ŭ2 /h±L5₥мф
¢h¢![	**Þмн∑рлл**	

нмφ ¢KŜ /λŭè 2₮ tŜ₦ŭK Kl·ă ₦ŜŏŜλØŜŘ l·y˘l·ŏljdzλŭŭl·f ₮2₦ ŭKŜ LJ₦ŜØλ2dză ădzLJLJ2₦ŭ l·yŘ /λŭè h₮₮λŏŜ₦ă ŏl·y˘ŏ2y₮λ₦Y˘ ŭKl·ŭ l·ff LJ₦ŜØλ2dză ₮dzyŘλy∃ Kl·ă ōŜŜy˘ăl·ŭλă₮l·ŏŭ2₦λfè l·ŏljdzλŭŭŜŘφ

{LJ2yă2₦ăKλLJ wŜŏ2∃yλŭλ2y˘

ннφ Ly˘l·ŘŘλŭλ2y˘ŭ2 ŭKŜ ō₦2l·ŘŜ₦ ōŜyŜ₮λŭă 2₮ ŭKŜ ăLJ2yă2₦ăKλLJ 2dzŭŭλyŜŘ l·ō2ØŜΣ ŭKŜ l·LJLJŭλŏl·yŭ ØλŭŭLJ₦2ØλŘŜ ŭKŜ ₮2ff2Øλy∃ 2LJLJ2₦ŭdzyλŭŭλŜă ₮2₦ l·ŏ˘y2ØŭŜŘ∃ŜY˘Ŝyŭ 2₮ ŭKŜ /λŭèΩă ădzLJLJ2₦ŭY

l·φ wŜŏ2∃yλŭλ2y˘l·ă l· {λŭØŜ₦ {LJ2yă2₦ 2₮ ŭKŜ нлнм ŜØŜyŭT

ōφ wŜŏ2∃yλŭλ2y˘l·ă ŭKŜ {LJ2yă2₦ 2₮ ŭKŜ нлнм wλăλy∃ {ŭl·₦ ! ǿl·₦ŘT

Ŏφ . ₦l·yŘλy∃ l·yŘ ±λăλōλŭŭèY

λφ [2∃2 l·ŏ˘y2ØŭŜŘ∃ŜY˘Ŝyŭ 2y˘ /2y₮Ŝ₦ŜyŏŜ K2ŭŘλy∃ ăŭλŘŜăT

λλφ /λŭè 2₮ tŜ₦ŭK ₮₦ŜŜăŭl·yŘλy∃ ōl·yŷŜ₦ ØKλŏK ØλŭŭŭŜ ōŜ LJ2ăλŭλ2yŜŘ λy˘l· ăŭ₦l·ŭŜ∃λŏ ŭ2ŏl·ŭλ2y˘ōè ŭKŜ /2y₮Ŝ₦ŜyŏŜ a l·yl·∃Ŝ₦ăT

λλλφ hyŜ LJdzăK y2ŭλ₮λŏl·ŭλ2y˘l·ŘØŜ₦ŭλăŜY˘Ŝyŭ 2y˘ /2y₮Ŝ₦ŜyŏŜ ! LJLJT

λØφ yлπØ2₦Ř 2₦∃l·yλăl·ŭλ2y˘LJ₦2₮λŭŜ λy˘{LJ2yă2₦ăΩ ăŜŏŭλ2y˘2₮ ŭKŜ /2y₮Ŝ₦ŜyŏŜ ! LJLJT

Øφ ! ŏ˘y2ØŭŜŘ∃ŜY˘Ŝyŭ l·ă {λŭØŜ₦ {LJ2yă2₦ 2y˘ŭKŜ 2₮₮λŏλl·ŭ /2y₮Ŝ₦ŜyŏŜ a l·₦˘Ŝŭλy∃ ŜY˘l·λŭăT

ØλφØ [2∃2 LJŭl·ŏŜY˘Ŝyŭ 2y˘ /2y₮Ŝ₦ŜyŏŜ øŜōăλŭŜ øλŭK KèLJŜ₦ŭλy˘ŭ2 ŭKŜ /λŭè 2₮ tŜ₦ŭKΩă øŜōăλŭŜT l·yŘ

ØλλφØ ¦ăŜ 2₮ /2y₮Ŝ₦ŜyŏŜ ŭ2∃2 dzyŭλŭ ол a l·è нлнмφ

Řφ t₦2Y˘2ŭλ2yl·ŭ a l·ŭŜ₦λl·ŭY

λφ hyŜ LJ₦2Y˘2ŭλ2yl·ŭ ō₦2ŏKdz₦Ŝ óY˘l·ÈλY˘dzY˘ ₮2dz₦ È ! п LJl·∃Ŝă LJŜ₦ ō₦2ŏKdz₦Ŝú 2₦ y2ØŜŭè λŭŜY˘ ŭ2 ōŜ λyăŜ₦ŭŜŘ λy˘ăl·ŭŏKŜŭ Y˘l·ŭŜ₦λl·ŭT

Ŝφ 5ŜŭŜ∃l·ŭŜ a l·₦˘Ŝŭλy∃Y

λφ 9ŭŜŏŭ₦2yλŏ 5ŜŭŜ∃l·ŭŜ ŭăŭ ădzLJLJŭλŜŘ LJ2ăŭπ/2y₮Ŝ₦ŜyŏŜ óλy˘l·ŏŏ2₦Řl·yŏŜ ŭ2 t₦λØl·ŏè [l·ǿăŭT

₮φ LyăŜ₦ŭλ2y˘2₮ ψ¢Kλy˘ tŜ₦ŭKΩ Y˘l·₦˘Ŝŭλy∃ ŏ2ŭl·ŭŜ₦l·ŭT

∃φ CλØŜ ljdz2ŭŜă ₮₦2Y˘ ăLJŜl·˘Ŝ₦ă l·yŘ y2ŭl·ōŭŜ l·ŭŭŜyŘŜŜă LJ₦2Y˘2ŭλy∃ tŜ₦ŭK l·ă l· ŘŜăŭλyl·ŭλ2y˘2₦ ŭKŜ ŭλ₮Ŝ ăŏλŜyŏŜ ăŜŏŭ2₦T

Kφ /2LJλŜă 2₮ LJ₦2₮Ŝăăλ2yl·ŭ LJK2ŭ2κØλŘŜ2 ₮2₦ dzăŜ ŭ2 LJ₦2Y˘2ŭŜ ŭKŜ ŭλ₮Ŝ ăŏλŜyŏŜ ăŜŏŭ2₦T l·yŘ

λφ ! ōλŭλŭè ₮2₦ ŭKŜ /λŭè 2₮ tŜ₦ŭK ±λŘŜ2∃₦l·LJKŜ₦ ŭ2 l·ŭŭŜyŘ l·yŘ ₮λŭY˘ ˘ŜèŏY˘LJ2yŜyŭă 2₮ ŭKŜ ŜØŜyŭφ

9ŏ2y2Y˘λŏ 5ŜØŜŭ2LJY˘Ŝyŭ {LJ2yă2₦ăKλLJ π ! ăăŜăăY˘Ŝyŭ {ŏ2₦Ŝŏl·₦Ř

нмφ ¢KŜ l·LJLJŭλŏl·ŭλ2y˘ǿl·ă l·ăăŜăăŜŘ ōè l· LJl·yŜŭ 2₮ ŭK₦ŜŜ ăŭl·₮₮ ₮₦2Y˘ l·Ŏ₦2ăă ŭKŜ /2Y˘Y˘dzyλŭè 5ŜØŜŭ2LJY˘Ŝyŭ l·yŘ tŭl·yŷλy∃ ∂ 9ŏ2y2Y˘λŏ 5ŜØŜŭ2LJY˘Ŝyŭ ! ŭŭλl·yŏŜăΣ λy˘l·ŏŏ2₦Řl·yŏŜ ØλŭK t2ŭλŏè муφмо D₦l·yŭă l·yŘ {LJ2yă2₦ăKλLJ t2ŭλŏèφ

нн⌀ ¢KŜ l·LJLJfλŎl·ŭλ2y˘Kl·ă ℕŜŎŜλØŜŘ l·y˘l·ăăŜăăY˘Ŝyŭ ăŎ2ℕŜ ØŜff l·ō2ØŜ ŭKŜ cp̂ ̂ Y˘λyλY˘dzY˘ ŭKℕŜăK2fŘ ℕŜljdzλℕŜŘ Ŧ2ℕ ădzLJLJ2ℕŭ⌀ ¢KŜ l·ăăŜăăY˘Ŝyŭ ăŎ2ℕŜ 2Ŧ τŷ̂ ̂ λă Ŏ2yãλŘŜℕŜŘ Kλ∃K ØKŜy˘ōŜyŎKY˘l·ℕ⌊ŜŘ l·∃l·λyãŭ 2ŭKŜℕ l·LJLJfλŎl·ŭλ2yã λy˘ŭKλă LJℕ2∃ℕl·Y˘ l·yŘ λyŘλŎl·ŭŜă l· ăŭℕ2y∃ l·fλ∃yY˘Ŝyŭ ØλŭK ŭKŜ 2ōƨŜŎŭλØŜă 2Ŧ ŭKŜ LJℕ2∃ℕl·Y˘⌀

9ăăŜyŭλl·t !ăăŜăăY˘Ŝyŭ /ℕλŭŜℕλl· *All applicants are assessed on the following criteria:*	{Ŏ2ℕŜ óY˘l·È pú
!fλ∃yY˘Ŝyŭ ØλŭK l· YŜè {ŜŎŭ2ℕ	
¢2 ØKl·ŭ ŜÈŭŜyŭ Ř2Ŝă ŭKŜ LJℕ2ƨŜŎŭ ădzLJLJ2ℕŭ ŭKŜ ∃ℕ2ØŭK l·yŘ ŘŜØŜf2LJY˘Ŝyŭ 2Ŧ l·y˘Ŝăŭl·ōfλăKŜŘ 2ℕ ŜY˘Ŝℕ∃λy∃ ⌊Ŝè ăŜŎŭ2ℕΣ ŭKl·ŭ ℕŜLJℕŜăŜyŭă ăŭℕl·ŭŜ∃λŎ λY˘LJ2ℕŭl·yŎŜ ŭ2 ŭKŜ /λŭè 2Ŧ tŜℕŭKΩă ŜŎ2y2Y˘èK	п⌀мт
¢2 ØKl·ŭ ŜÈŭŜyŭ Ř2Ŝă ŭKŜ LJℕ2ƨŜŎŭ l·ăăλăŭ ŭKŜ /λŭè 2Ŧ tŜℕŭK λy˘ŘŜØŜf2LJλy∃ l· Ŏ2Y˘LJŜffλy∃ yl·ℕℕl·ŭλØŜ 2y˘2dzℕ dzyλljdzŜ ăŜffλy∃ LJ2λyŭă l·yŘ ℕl·ăŜ ŭKŜ LJℕ2Ŧλfŝ l·yŘ ℕŜLJdzŭl·ŭλ2y˘2Ŧ ŭKŜ /λŭè 2Ŧ tŜℕŭK l·ă l· LJℕŜY˘λŜℕ /l·LJλŭl·f /λŭè ŭ2 Ř2 ōdzăλySăă ØλŭKλy˘ŭKŜ ℕŜfŜØl·yŭ ăŜŎŭ2ℕK	п⌀мт
tℕŜăŭλ∃Ŝ l·yŘ {λ∃yλŦλŎl·yŎŜ	
¢2 ØKl·ŭ ŜÈŭŜyŭ Ř2Ŝă ŭKŜ l·LJLJfλŎl·yŭ ŘŜY˘2yãŭℕl·ŭŜ LJℕŜăŭλ∃Ŝ l·yŘ ăλ∃yλŦλŎl·yŎŜ ŭKℕ2dz∃K ŭKŜ ljdzl·fλŭè 2Ŧ LJℕ2LJ2ăŜŘ ăLJŜl·⌊ŜℕăΣ LJl·ℕŭλŎλLJl·yŭăΣ ăLJ2yã2ℕăΣ Y˘ŜŘλl· 2ℕ ŭKŜ λyØ2fØŜY˘Ŝyŭ 2ℕ ŜyŘ2ℕăŜY˘Ŝyŭ Ŧℕ2Y˘ λyŭŜℕyl·ŭλ2yl·f ŦŜŘŜℕl·ŭλ2yã l·yŘ 2ℕ∃l·yλăl·ŭλ2yãK	п⌀мт
tℕ2ƨŜŎŭ tfl·y˘l·yŘ hŭKŜℕ CdzyŘλy∃ {2dzℕŎŜă	
l l·ă ŭKŜ l·LJLJfλŎl·yŭ LJℕ2ØλŘŜŘ ŜØλŘŜyŎŜ 2Ŧ l· ℕ2ōdzăŭ LJℕ2ƨŜŎŭ LJfl·yK	п⌀мт
l l·ă ŭKŜ l·LJLJfλŎl·yŭ λyŎfdzŘŜŘ l· ōdzŘ∃Ŝŭ ŘŜŭl·λfλy∃ λyØŜăŭY˘Ŝyŭ ŭKℕ2dz∃K l· Ø l·ℕλŜŭè 2Ŧ ŦdzyŘλy∃ ă2dzℕŎŜăΣ λffdzăŭℕl·ŭλy∃ ŭKl·ŭ ŭKŜ LJℕ2ƨŜŎŭ λă y2ŭ ℕŜfλl·yŭ 2y˘ /λŭè 2Ŧ tŜℕŭK ŦdzyŘλy∃ ŭ2 ōŜ ŘŜfλØŜℕŜŘK	о⌀уо
l l·ă ŭKŜ l·LJLJfλŎl·yŭ ŘŜY˘2yãŭℕl·ŭŜŘ ØKl·ŭ ăLJŜŎλŦλŎ ŜfŜY˘Ŝyŭă ŭKŜ /λŭè 2Ŧ tŜℕŭK ŦdzyŘλy∃ λă ădzLJLJ2ℕŭλy∃ l·yŘ ØKl·ŭ ŜÈŭℕl· Ŏl·LJl·Ŏλŭè ŭKŜ ŦdzyŘλy∃ Øλff Ŝyl·ōfŜK	о⌀уо
{LJ2yã2ℕăKλLJ .ŜyŜŦλŭă	
tfŜl·ăŜ ℕl·ŭŜ ŭKŜ fŜØŜf 2Ŧ ōŜyŜŦλŭă l·yŘ ℕŜŎ2∃yλŭλ2y˘LJℕ2ØλŘŜŘ ŭ2 ŭKŜ /λŭè	о⌀уо
{dzōπŭ2ŭl·fY нуφмт 2dzŭ 2Ŧ ор	
!ŘŘλŭλ2yl·f tℕ2ƨŜŎŭ hdzŭŎ2Y˘Ŝă *Applicants must address at least two of the following six outcome areas. Applicants can address as many outcome areas as are relevant to the project or initiative.*	{Ŏ2ℕŜ óY˘l·È pú
hdzŭŎ2Y˘Ŝ мφ LyØŜăŭY˘Ŝyŭ !ŭŭℕl·Ŏŭλ2y˘	о⌀лл
hdzŭŎ2Y˘Ŝ нφ LyŭŜℕyl·ŭλ2yl·f .dzăλySăă 5ŜØŜf2LJY˘Ŝyŭ	bк!
hdzŭŎ2Y˘Ŝ оφ {K2ℕŭ ŭŜℕY˘ 5λℕŜŎŭ 9Ŏ2y2Y˘λŎ .ŜyŜŦλŭă	о⌀ст
hdzŭŎ2Y˘Ŝ пφ [2y∃ ŭŜℕY˘ 9Ŏ2y2Y˘λŎ 5ŜØŜf2LJY˘Ŝyŭ	о⌀уо
hdzŭŎ2Y˘Ŝ pφ tℕ2ŦŜăăλ2yl·f 5ŜØŜf2LJY˘Ŝyŭ¢ ¢ℕl·λyλy∃ l·yŘ {⌊λff 5ŜØŜf2LJY˘Ŝyŭ	п⌀оо

hdzűŏ2Y˜Ŝ c⌀ [λy˜⌊l·∃Ŝă l·yŘ Yy2øfŜŘ∃Ŝ 9ĚŏKl·y∃Ŝ	bк!
{dzōπű2ű l·f˜Y мп⌀yo 2dzű 2Ŧ нл	
¢h¢! [!{{9{{a9b¢ {/hw9Y по 2dzű 2Ŧ pp óтŷ˜:ú	

но⌀ !y˜9ŏ2y2Y˜λŏ 5ŜØŜf2LJY˜Ŝyű {LJ2yã2ℕăKλLJ 2Ŧ Рмо∑ллл λă ℕŜŏ2Y˜Y˜ŜyŘŜŘ⌀ ¢KŜ Ŧdzff ℕŜIjdzŜăű 2Ŧ Рмр∑ллл λă y2ű ℕŜŏ2Y˜Y˜ŜyŘŜŘ l·ă dzyŘŜℕ űKŜ {LJ2yã2ℕăKλLJ t2fλŏè∑ űKŜ /λűè 2Ŧ tŜℕűK Ř2Ŝă y2ű l·ŏŏŜLJű űλŏ⌊Ŝűλy∃ 2ℕ K2ăLJλűl·fλűè ōŜyŜŦλűă l·ă LJl·ℕűú 2Ŧ ăLJ2yã2ℕăKλLJ Ŏ2yűℕl·Ŏűă⌀ !ă l· ℕŜădzfűΣ Ŧ2ℕ űKŜ /λűè ű2 Y˜l·λyűl·λy˜ {λfØŜℕ {LJ2yã2ℕăKλLJΣ y2 Ŏ2YLJfλY˜Ŝyűl·ℕè űλŏ⌊Ŝűă l·ℕŜ λyŏfdzŘŜŘ λy˜űKŜ fλăű 2Ŧ ăLJ2yã2ℕăKλLJ ōŜyŜŦλűă l·yŘ űKλă λă ℕŜŦfŜŏűŜŘ λy˜űKŜ Рмо∑ллл ōŜλy∃ ℕŜŏ2Y˜Y˜ŜyŘŜŘ⌀

нп⌀ /λűè Ŧdzy˜Řλy∃ øλff Ŝy1·ōfŜ {λfØŜℕ {LJ2yã2ℕăKλLJ 2Ŧ {ŏλŜyŏŜ 2y˜űKŜ {øl·y˜нлнм l·yŘ LJℕŜăŜyűλy∃ 2Ŧ űKŜ wλăλy∃ {ű l·ℕ !øl·ℕŘă⌀

{ű l·⌊ŜK2fŘŜℕ 9y∃l·∃ŜY˜Ŝyű

b2ű l·LJLJfλŏl·ōfŜ

5Ŝŏλăλ2y˜LY˜LJfλŏl·űλ2yã

нр⌀ LŦ űKŜ ăLJ2yã2ℕăKλLJ λă y2ű l·LJLJℕ2ØŜŘ l·ű űKŜ ℕŜŏ2Y˜Y˜ŜyŘŜŘ fŜØŜf 2ℕ ŘŜŏfλyŜŘΣ űKŜ ŜØŜyűΩă wλăλy∃ {ű l·ℕ !øl·ℕŘ ø2dzfŘ y2ű LJℕ2ŏŜŜŘ⌀ ¢KŜ wλăλy∃ {ű l·ℕ !øl·ℕŘăY

- l·⌀ ℕŜŏ2∃yλăŜ f2ŏl·f ŜY˜Ŝℕ∃λy∃ ℕŜăŜl·ℕŏKŜℕă 2ℕ ŏfλyλŏλl·yã űKl·ű l·ℕŜ ŏfl·ăăλŦλŜŘ Ŝl·ℕfè 2ℕ Y˜λŘπŏl·ℕŜŜℕ ófŜăă űKl·y˜ мл èŜl·ℕă LJ2ăű tK5 2ℕ ŜIjdzλØl·fŜyű ŏfλyλŏl·f IjdzI·fλŦλŏl·űλ2yűT
- ō⌀ ℕŜøl·ℕŘ űKŜăŜ ℕŜăŜl·ℕŏKŜℕă 2ℕ ŏfλyλŏλl·yã ăŜŜy˜ű2 ōŜ ℕλăλy∃ ăűl·ℕă λy˜űKŜ ŦλŜfŘT
- Ŏ⌀ l·ℕŜ ∂dzŘ∃ŜŘ ōl·ăŜŘ 2y˜űKŜ l·ōăúℕl·ŏűΣ /± l·yŘ űKŜλℕ IjdzI·fλŦèλy∃ ăűl·ûŜY˜Ŝyű ōè {ŏλŜyŏŜ 2y˜űKŜ {øl·y⌀

{úℕl·ûŜ∃λŏΣ [Ŝ∃l·f l·yŘ t2fλŏè !fλ∃yY˜Ŝyű

{úℕl·ûŜ∃λŏ	
{úℕl·ûŜ∃λŏ /2YY˜dzyλûè tfl·y˜ !ăLJλℕl·ûλ2yY	tℕ2ăLJŜℕλûè ! ŏλûè øλûK l· ŘλØŜℕăŜ l·yŘ ℕŜăλfλŜyű Ŝŏ2y2Y˜è ŏl·LJλûl·fλăλy∃ dzLJ2y˜λûă dzyλIjdzŜ Ŏ2Y˜LJŜûλûλØŜ l·ŘØl·yűl·∃Ŝă l·yŘ ŏℕŜl·ûλØŜ ℕŜLJdzűl·ûλ2yΣ l·ûûℕl·ŏûλy∃ ădzăûl·λy1·ōfŜ λyØŜăûY˜Ŝyű λy˜ ŜŘdzŏl·ûλ2yΣ ű2dzℕλăYΣ Ŝyűŝℕûl·λyY˜ŜyűΣ ŏ2Y˜Y˜ŜℕŏŜΣ ûŜŏKy2f2∃è l·yŘ ûℕl·ŘŜ⌀
{úℕl·ûŜ∃λŏ /2YY˜dzyλûè tfl·y˜ hō¿ŜŏûλØŜY	п⌀м ! ădzăûl·λyŜŘ λyŏℕŜl·ăŜ λy˜fŜλădzℕŜ l·yŘ ōdzăλyŜăă ű2dzℕλăY˜ Øλăλûl·ûλ2y⌀ п⌀т {úℕl·ûŜ∃λŏ λyØŜăûY˜Ŝyű l·yŘ ŘŜØŜf2LJY˜Ŝyű ŘℕλØŜy˜ōè ⌊Ŝè 2LJLJ2ℕûdzyλûλŜă ădzŏK l·ă ŘλℕŜŏűλyűŜℕyl·ûλ2yl·f ŦfλK∃KűăΣ ăûdzŘŜyű ŜŘdzŏl·ûλ2yΣ Kλ∃KŜℕ ŜŘdzŏl·ûλ2y˜ l·yŘ ûŜŏKy2f2∃è ℕŜăŜl·ℕŏK l·yŘ ŘŜØŜf2LJY˜Ŝyű⌀
LăădzŜ {LJŜŏλŦλŏ {úℕl·ûŜ∃λŜă l·yŘ tfl·yăY	/h±L5πмф 9ŏ2y2Y˜λŏ wŜō2dzyŘ {úℕl·ûŜ∃è c⌀н wŜπλyØŜyű l·yŘ wŜØλØŜΣ ¢l·ōfŜ п⌀

[ŜƎl·f l·yŘ tƨfƛŎè	
[ŜƎƛăfl·ǘƛƨyƳ	bƨǘ l·LJLJfƛŎl·ōfŜ
[ŜƎl·f l·ŘØƛŎŜY	bƨǘ l·LJLJfƛŎl·ōfŜ
tƨfƛŎèY	мyфмо ς {LJƨyãƨɴăKƛLJ l·yŘ Dɴl·yǘăф ¢KŜ LJƨfƛŎè ŘƛɴŜŎǘă ǘKl·ǘ ǘKŜɴŜ ōŜ l· ŎƨyãƛăǘŜyǘ l·yŘ ǘɴl·yãLJl·ɴŜyǘ l·ăăŜăăYŜyǘ LJɴƨŎŜăă l·yŘ ŎɴƛǘŜɴƛl· ǘƨ ƎdzƛŘŜ ɴŜŎƨYYŜyŘl·ǘƛƨyã ǘƨ /ƨdzyŎƛfф !yŜfƛƎƛōƛfƛǘè ŎKŜŎʅ Kl·ă ōŜŜyŎƨyŘdzŎǘŜŘ ƨyǘKƛă l·LJLJfƛŎl·ǘƛƨyǘƨ ŜyãdzɴŜ ƛǘ ƛă ŎƨYLJfƛl·yǘ ǿƛǘK ǘKŜ tƨfƛŎè l·yŘ ǘKŜ yŜŎŜăăl·ɴè l·ăăŜăăYŜyǘ LJɴƨŎŜăă Kl·ă ōŜŜyŦƨffƨǿŜŘф

Cƛyl·yŎƛl·f LYLJfƛŎl·ǘƛƨyã

¢KŜ Ŧƛyl·yŎƛl·f ƛYLJfƛŎl·ǘƛƨyã ƨŦ ǘKŜ ɴŜŎƨYYŜyŘl·ǘƛƨyl·ɴŜ l·ŎŎƨYYƨŘl·ǘŜŘ ǿƛǘKƛyǘKŜ ŜÈƛăǘƛyƎ ōdzŘƎŜǘф

!ŎŎƨdzyǘ bdzYōŜɴ	{t млсс млл рл мллфр тфлм	hLJŜɴl·ǘƛyƎ
!ŎŎƨdzyǘ 5ŜăŎɴƛLJǘƛƨy	9ŎƨyƨYƛŎ 5ŜØŜfƨLJYŜyǘ {LJƨyãƨɴăKƛLJ	
¢ƨǘl·f .dzŘƎŜǘ	ÞсфлΣллл	
.dzŘƎŜǘ ς ¢Kƛă ɴŜLJƨɴǘ	ÞмоΣллл	
9ÈƛăǘƛyƎ ŎƨYYƛǘYŜyǘă LJɴŜØƛƨdzăfè l·LJLJɴƨØŜŘ ōè /ƨdzyŎƛf	ÞрроΣллл	
wŜYl·ƛyƛyƎ .dzŘƎŜǘ	ÞмотΣллл	
.dzŘƎŜǘ LYLJl·Ŏǘ	!ŎŎƨYYƨŘl·ǘŜŘ ƛyŜÈƛăǘƛyƎ l·LJLJɴƨØŜŘ ōdzŘƎŜǘ	

wŜfŜØl·yǘ 5ƨŎdzYŜyǘă

/h±L5πмф Dɴl·yǘă l·yŘ {LJƨyãƨɴăKƛLJ tɴƨƎɴl·Y DdzƛŘŜfƛyŜă
5ŜLJl·ɴǘYŜyǘ ƨŦ ɴƨōăΣ ¢ƨdzɴƛăYΣ {ŎƛŜyŎŜ l·yŘ LyyƨØl·ǘƛƨyς ² ŜăǘŜɴyƲ !dzăǘɴl·fƛl· 9ŎƨyƨYƛŎ tɴƨŦƛfŜ

CdzɴǘKŜɴ ƛyŦƨɴYl·ǘƛƨy

bƨǘ l·LJLJfƛŎl·ōfŜ

12.3 [ƨ№Ř a l·èƨ№Ωă 5λăű№Ŝăă wŜfλŜŦ CdzyŘ ς bƨYλyl·űλƨy ƨŦ l ƨyƨ№l·№è ¢№Ŝl·ădz№Ŝ№

wŜăLJƨyăλōfŜ hŦŦλŎŜ№	!yŷŜ . l·yʅăπ a Ŏ ! ffλăűŜ№Σ DŜyŜ№l·f a l·yl·∃Ŝ№ /ƨYYdzyλűè 5ŜØŜfƨLJYŜyű
±ƨűλy∃ wŜljdzλ№ŜYŜyű	{λYLJfŜ a l·ƨƨ№λűè
!űűl·ŎKYŜyűă	bƨű l·LJLJfλŎl·ōfŜ

t dz№LJƨăŜ

¢ƨ ădzLJLJƨ№ű űKŜ yƨYλyl·űλƨy ƨŦ .№ƨyøèy wƨăŜΣ LyűŜ№yl·f !dzŘλű l·yŘ wλăʅ a l·yl·∃Ŝ№ l·ű űKŜ /λűè ƨŦ tŜ№űKΣ űƨ űKŜ LJƨăλűλƨy ƨŦ l ƨyƨ№l·№è ¢№Ŝl·ădz№Ŝ№ ƨŦ űKŜ [ƨ№Ř a l·èƨ№Ωă 5λăű№Ŝăă wŜfλŜŦ CdzyŘ¢

wŜŎƨYYŜyŘl·űλƨy

¢Kl·ű /ƨdzyŎλf {¦tthw¢{ űKŜ yƨYλyl·űλƨy ƨŦ .№ƨyøèy wƨăŜΣ LyűŜ№yl·f !dzŘλű l·yŘ wλăʅ a l·yl·∃Ŝ№Σ űƨ űKŜ LJƨăλűλƨy ƨŦ l ƨyƨ№l·№è ¢№Ŝl·ădz№Ŝ№ ƨŦ űKŜ [ƨ№Ř a l·èƨ№Ωă 5λăű№Ŝăă wŜfλŜŦ CdzyŘ¢

.l·Ŏ⌊∃ℕ2dzyŘ

мφ ¢KŜ [2ℕŘ al·è2ℕΩă 5λăúℕŜăă wŜfλŜŦ CdzyŘ óúKŜ CdzyŘú ǿl·ă Ŝăúl·ōfλăKŜŘ λy˘ Ŏ2y¢dzyŎúλ2y˘ ǿλúK úKŜ {úl·úŜ D2ØŜℕyY˘Ŝyú λy˘мφсм ú2 LJℕ2ØλŘŜ ŦλYl·yŎλl·f l·ăăλăúl·yŎŜ ú2 λyŘλØλŘdzl·fă Ŧ2ℕ úKŜ l·ffŜØλl·úλ2y˘l·yŘ ℕŜfλŜŦ 2Ŧ Řλăúℕ∃ăăΣ ădzŦŦŜℕăλy∃ l·yŘ LJŜℕăă2yl·f Kl·ℕŘăKλLJăΣ ōℕ2dzΣKú l·ō2dzú ōè l·yè Řλăl·ăúŜℕ 2ℕ ŜY˘Ŝℕ∃ŜyŎè ǿλúKλy˘ ² ŜăúŜℕy˘ !dzăúℕl·fλl· ŘŜŎfl·ℕŜŘ ōè úKŜ ² ŜăúŜℕy˘ !dzăúℕl·fλl· D2ØŜℕyY˘Ŝyú 2ℕ Ŧ2ℕ ǿKλŎK úKŜ .2l·ℕŘ Ŏ2yăλŘŜℕă ǿl·ℕℕl·yúă l·ăăλăúl·yŎŜφ

нφ ¢KŜ CdzyŘ λă λyŎ2ℕLJ2ℕl·úŜŘ dzyŘŜℕ úKŜ *Associations and Incorporations Act 2015* l·yŘ λă l· ℕŜ∃λăúŜℕŜŘ ŎKl·ℕλúè dzyŘŜℕ ² !Ωă *Charitable Collections Act 1946* l·yŘ úKŜ yl·úλ2yl·f *Australian Charities and Not-for-profits Commission (ACNC)*φ Lú Kl·ă 5ŜŘdzŎúλōfŜ DλŦú wŜŎλLJλŜyú ó5Dwú ăúl·údză dzyŘŜℕ úKŜ !dzăúℕl·fλl·y˘¢l·È l·úλ2y˘hŦŦλŎŜφ

оφ ¢KŜ CdzyŘ λă 2ØŜℕăŜŜy˘ōè l·y˘λyŘŜLJŜyŘŜyú .2l·ℕŘ ǿKλŎK YŜŜú 2y˘l·y˘ΨI·ă ℕŜIjdzℕŜŘΩ ōl·ăλăΣ ōdzú l·ú fŜl·ăú úǿλŎŜ l·yYΩzl·ffèφ ¢KŜ .2l·ℕŘ Ŏ2YLJℕλăŜăY

- l·φ [2ℕŘ al·è2ℕ ótℕŜăλŘλy∃ tŜℕă2yú
- ōφ aλŎKŜffŜ wŜèy2fŘă ó l 2y2ℕl·ℕè {ŜŎℕŜúl·ℕèú
- Ŏφ !yYŜ .l·y⌊ăπ aŎ!ffλăúŜℕ ó l 2y2ℕl·ℕè ¢ℕŜl·ădzℕŜℕú
- Řφ b2ŜfŜyŜ WŜyYλy∃ă
- Ŝφ {dzŜ !ăKΣ !h
- Ŧφ Ll·y˘¢l·èf2ℕ
- ∃φ w2ōŜℕú Dλffl·Y˘
- Kφ w2ō w2ǿŜff
- λφ aλŎKl·Ŝf ² l·ffǿ2ℕ⌊Σ t{a

пφ ¢KŜ /λúè 2Ŧ tŜℕúK LJℕ2ØλŘŜă l·ff l·ŘYλyλăúℕl·úλØŜ ŦdzyŎúλ2yă Ŧ2ℕ úKŜ CdzyŘΣ λyŎfdzŘλy∃ Ŏ22ℕŘλyl·úλ2y˘2Ŧ l·ff l·LJLJŜl·fă φ

5λăŎdzăăλ2y˘

pφ !ă ăŜú 2dzú λy˘úKŜ [2ℕŘ al·è2ℕΩă 5λăúℕŜăă wŜfλŜŦ CdzyŘ /2yăúλúdzúλ2yΣ úKŜ LJ2ăλúλ2y˘2Ŧ l 2y2ℕl·ℕè ¢ℕŜl·ădzℕŜℕ λă KŜfŘ ōè l·y˘ŜÈπ2ŦŦλŎλ2 /λúè 2Ŧ tŜℕúK 2ŦŦλŎŜℕ l·ă y2YλyI·úŜŘ ōè úKŜ /λúè 2Ŧ tŜℕúK l·yŘ l·LJLJ2λyúŜŘ ōè l· Yl·?2ℕλúè 2Ŧ úKŜ [2ℕŘ al·è2ℕΩă 5λăúℕŜăă wŜfλŜŦ CdzyŘ .2l·ℕŘφ

cφ /dzℕℕŜyúfèΣ úKŜ LJ2ăλúλ2y˘ 2Ŧ l 2y2ℕl·ℕè ¢ℕŜl·ădzℕŜℕ λă LJŜℕŦ2ℕYŜŘ ōè úKŜ DŜyŜℕl·f al·yl·∃Ŝℕ /2YYdzyλúè 5ŜØŜf2LJYŜyú φ

тφ Lú λă LJℕ2LJ2ăŜŘ úKl·ú úKŜ LyúŜℕyl·f !dzRλú l·yŘ wλă⌊ al·yl·∃Ŝℕ ℕŜLJfl·ŎŜă úKŜ DŜyŜℕl·f al·yl·∃Ŝℕ /2YYdzyλúè 5ŜØŜf2LJYŜyú l·ă l 2y2ℕl·ℕè ¢ℕŜl·ădzℕŜℕφ tℕλ2ℕ ú2 Ŧ2ℕYl·ffè LJℕ2LJ2ăλy∃ úKλă ŎKl·y∃Ŝ ú2 úKŜ .2l·ℕŘΣ úKŜ /λúè λă ăŜŜ⌊λy∃ úKŜ /2dzyŎλfΩă ădzLJLJ2ℕú l·ă λyØ2fØŜY˘Ŝyú 2Ŧ úKŜ /λúè l·ŘYλyλăúℕl·úλ2y˘λy˘úKŜ [a5wC Kl·ă ōŜŜy˘l·ă l·ℕŜădzfú 2Ŧ /2dzyŎλfΩă ŘλℕŜŎúλØŜφ !ă ădzŎKΣ λú λă l·LJLJℕ2LJℕλl·úŜ úKl·ú /2dzyŎλf ℕŜYl·λyă úKŜ 2ØŜℕăλ∃Kú ō2Řè Ŧ2ℕ úKŜ /λúèΩă λyØ2fØŜY˘Ŝyú λy˘úKŜ .2l·ℕŘφ

yφ ¢KŜ úŜℕY˘ă 2Ŧ úKλă LJ2ăλúλ2y˘ǿλff ōŜ dzyúλf úKŜè l·ℕŜ ℕŜLJfl·ŎŜŘ ōè y2úλŎŜ Ŧ2ℕY˘ úKŜ /λúè 2Ŧ tŜℕúK 2ℕ ℕŜăλ∃y˘Ŧℕ2Y˘ úKŜλℕ LJ2ăλúλ2y˘l·ú úKŜ /λúèφ

{ǘl·ʅŜKƨfŘŜɴ 9yƎl·ƎŜYŜyǘ

фф LyŦƨɴYl·f ŘƛăŎdzăăƛƨy Kl·ă ōŜŜy KŜfŘ l·YƨyƎăǘ ǘKŜ .ƨl·ɴŘΣ ǿƛǘK ƛyƛǘƛl·f ŘƛăŎdzăăƛƨyã ădzLJLJƨɴǘƛyƎ ǘKŜ l·LJLJƨƛyǘYŜyǘ ƨŦ ǘKŜ LyǘŜɴyl·f !dzŘƛǘ l·yŘ wƛăʅ a l·yl·ƎŜɴ ǘƨ ǘKŜ LJƨăƛǘƛƨy ƨŦ l ƨyƨɴl·ɴè ¢ɴŜl·ădzɴŜɴф

мл ф hyŎŜ /ƨdzyŎƛf Kl·ă ŎƨyŦƛɴ YŜŘ ƛǘă ădzLJLJƨɴǘ ƨŦ l· yƨYƛyŜŜΣ ǘKŜ /ƛǘè ǿƛff ŦƨɴYl·ffè l·ŘǾƛăŜ ǘKŜ .ƨl·ɴŘ ƨŦ ǘKŜ [ƨɴŘ a l·èƨɴΩă 5ƛăǘɴŜăă wŜfƛŜŦ CdzyŘ l·yŘ ǘKŜ LyǘŜɴyl·f !dzŘƛǘ l·yŘ wƛăʅ a l·yl·ƎŜɴ ǿƛff ōŜ ŦƨɴYl·ffè l·LJLJƨƛyǘŜŘ ǘƨ ǘKŜ LJƨăƛǘƛƨy ƨŦ l ƨyƨɴl·ɴè ¢ɴŜl·ădzɴŜɴ l·ǘ ǘKŜ CdzyŘΩă yŜÈǘ .ƨl·ɴŘ YŜŜǘƛyƎф

5ŜŎƛăƛƨy LYLJfƛŎl·ǘƛƨyã

мм ф LŦ /ƨdzyŎƛf ŘƨŜă yƨǘ ădzLJLJƨɴǘ ǘKŜ LJɴƨLJƨăŜŘ yƨYƛyl·ǘƛƨyΣ ǘKŜ l ƨyƨɴl·ɴè ¢ɴŜl·ădzɴŜɴ LJƨăƛǘƛƨy ǿƛff ŎƨyǘƛyƌzŜ ǘƨ ōŜ ŦdzfŦƛffŜŘ ōè ǘKŜ DŜyŜɴl·f a l·yl·ƎŜɴ /ƨYYdzyƛǘè 5ŜǾŜfƨLJYŜyǘф

{ǘɴl·ǘŜƎƛŎΣ [ŜƎl·f l·yŘ tƨfƛŎè LYLJfƛŎl·ǘƛƨyã

{ǘɴl·ǘŜƎƛŎ	
{ǘɴl·ǘŜƎƛŎ /ƨYYdzyƛǘè tfl·y !ăLJƛɴl·ǘƛƨyŸ	tŜɴŦƨɴYl·yŎŜ ! /ƛǘè fŜŘ ōè l· /ƨdzyŎƛf l·yŘ ădzLJLJƨɴǘŜŘ ōè l·y l·ŘYƛyƛăǘɴl·ǘƛƨy ǘKl·ǘ ƛă ŎƨYYƛǘǘŜŘ ǘƨ ăƨdzyŘ ăǘɴl·ǘŜƎè l·yŘ ƎƨǾŜɴyl·yŎŜΣ ŜÈŎŜffŜyŎŜ ƛyŎdzăǘƨYŜɴ ăŜɴǾƛŎŜΣ l·yŘ ŜŦŦŜŎǘƛǾŜ l·yŘ ăƛyŎŜɴŜ ŜyƎl·ƎŜYŜyǘ ǿƛǘK ăǘl·ʅŜKƨfŘŜɴăф
{ǘɴl·ǘŜƎƛŎ /ƨYYdzyƛǘè tfl·y hōƨŜŎǘƛǾŜY	hōƨŜŎǘƛǾŜ pфc 5ŜŎƛăƛƨy Yl·ʅƛyƎ ǘKl·ǘ ƛă ƛyŦƨɴYŜŘ l·yŘ ƛyŎfdzăƛǾŜф
LăădzŜ {LJŜŎƛŦƛŎ {ǘɴl·ǘŜƎƛŜă l·yŘ tfl·yãY	bƨǘ l·LJLJfƛŎl·ōfŜ

[ŜƎl·f l·yŘ tƨfƛŎè	
[ŜƎƛăfl·ǘƛƨyŸ	bƨǘ l·LJLJfƛŎl·ōfŜ
[ŜƎl·f l·ŘǾƛŎŜY	bƨǘ l·LJLJfƛŎl·ōfŜ
tƨfƛŎè	bƨǘ l·LJLJfƛŎl·ōfŜ

Cƛyl·yŎƛl·f LYLJfƛŎl·ǘƛƨyã

¢KŜɴŜ l·ɴŜ yƨ ŘƛɴŜŎǘ Ŧƛyl·yŎƛl·f ƛYLJfƛŎl·ǘƛƨyã ɴŜfl·ǘƛyƎ ǘƨ ǘKŜ ɴŜŎƨYYŜyŘl·ǘƛƨy ǿƛǘKƛy ǘKƛă ɴŜLJƨɴǘф

wŜfŜǾl·yǘ 5ƨŎdzYŜyǘă

bƨǘ l·LJLJfƛŎl·ōfŜф

CdzɴǘKŜɴ ƛyŦƨɴYl·ǘƛƨy

bƨǘ l·LJLJfƛŎl·ōfŜф

12.4 .dzŘ∃Ŝű !ƳŜyŘƳŜyű ς tdzōfλŎ !ℕű a l·λyűŜyl·yŎŜ /fl·λăŜōℕƧƧʅ /ƧØŜ

wŜăLJƧyãλōfŜ hŦŦλŎŜℕ	!ƴƴŜ .l·yʅă aŎ!ffλăűŜℕΣ !ffλl·yŎŜ a l·yl·∃Ŝℕ /ƧƳƳdzyλűè 5ŜØŜfƧLJƳŜyű
±ƧűλyƎ wŜljdzλℕŜƳŜyű	!ōăƧfdzűŜ a l·ƨƧℕλűè
!űűl·ŎKƳŜyűă	!űűl·ŎKƳŜyű мнφп! π LyŦƧℕƳl·űλƧƴ l·yŘ λƳl·∃Ŝă űƧ ădzLJLJƧℕű ōdzŘ∃Ŝű l·ƳŜyŘƳŜyű

tdzℕLJƧăŜ

¢KŜ LJdzℕLJƧăŜ ƧŦ űKλă LJl·LJŜℕ λă űƧ ℕŜl·ffƧŎl·űŜ ŦdzyŘλyƎ űƧ dzyŘŜℕűl·ʅŜ l· LJℕƧƎℕl·Ƴ ƧŦ ℕŜyŜøl·f l·yŘ Ƴl·λyűŜyl·yŎŜ øƧℕʅ űƧ ŜÈλăűλyƎ LJdzōfλŎ l·ℕűøƧℕʅă l·yŘ űƧ ŎƧƳƳλăăλƧƴ l·ƴ l·ℕűøƧℕʅ űƧ ℕŜLJfl·ŎŜ ŦƧdzℕ l·ℕűøƧℕʅă ℕŜƳƧØŜŘ ŦℕƧƳ ăλűŜφ

wŜŎƧƳƳŜyŘl·űλƧƴ

¢Kl·ű /ƧdzyŎλf !ttwh±9{ l· ōdzŘ∃Ŝű l·ƳŜyŘƳŜyű ƧŦ ÞмопΣллл ŦƧℕ LJdzōfλŎ l·ℕű ŎƧyãŜℕØl·űλƧyΣ l·ă ŦƧffƧøăƳ

мφ LyŎℕŜl·ăŜ ƧŦ ÞплΣллл ƧLJŜℕl·űλyƎ űƧ /ƧyãŜℕØl·űλƧƴ tdzōfλŎ !ℕű ŦℕƧƳ ăl·ØλyƎă λƴ !dzăűℕl·fλl· 5l·è CŜăűλØl·f ƧLJŜℕl·űλyƎ ōdzŘ∃Ŝű

нφ LyŎℕŜl·ăŜ ƧŦ ÞппΣллл Ŏl·LJλűl·f űƧ /ƧyãŜℕØl·űλƧƴ tdzōfλŎ !ℕű űƧ ōŜ ŦdzyŘŜŘ ŦℕƧƳ ƧLJŜℕl·űλyƎ ădzℕLJfdză

оφ !ŘŘλűλƧyl·f ÞрлΣллл Ŏl·LJλűl·f űƧ ŦdzyŘ l· yŜø Ŏl·LJλűl·f LJdzōfλŎ l·ℕű LJℕƧƨŜŎű ŦℕƧƳ ƧLJŜℕl·űλyƎ ădzℕLJfdză

. l·Ŏ⌊∃ℕƧdzyŘ

мφ ¢KŜ /λűè ƧŦ tŜℕűK λă ŎdzăűƧŘλl·y˘ƧŦ ммн LJdzōfλŎ l·ℕűøƧℕ⌊ă l·ă LJl·ℕűƧŦ űKŜ /dzfűdzℕl·f /ƧffŜŎűλƧyãφ ¢Ƨ∃ŜűKŜℕ øλűK ƧűKŜℕ ŎƧffŜŎűλƧy˘λűŜY˘ă űKŜè űŜff ăűƧℕλŜă ƧŦ tŜℕűKΣ LJfl·ŎŜă l·yŘ LJŜƧLJfŜφ CℕƧY˘ űℕl·ŘλűλƧyl·f ōℕƧyÎŜ YˆŜY˘Ƨℕλl·f ăűl·ŭdzŜă űƧ ŎƧyűŜY˘LJƧℕl·ℕè λyűŜℕLJℕŜűl·ûλƧyã ƧŦ LJfl·ŎŜΣ LJdzōfλŎ l·ℕűˆ l·ŘŘă Øl·fdzŜ űƧ űKŜ Ŏdzfűdzℕl·fΣ l·ŜăűKŜûλŎ l·yŘ ŜŎƧyƧY˘λŎ Øλűl·fλûè ƧŦ tŜℕűKΣ l·ă ōŜŦλûûλyƎ l· Ŏl·LJλűl·f Ŏλûè l·yŘ ŜÈLJŜŎûŜŘ ōè űKŜ tŜℕűK ŎƧY˘dzyλûèφ

нφ ¢KŜ /dzfűdzℕl·f /ƧffŜŎűλƧyã l·ℕŜ ădzō?ŜŎű űƧ ℕŜ∃dzfl·ℕ Øl·fdzl·ûλƧyã λy˘fλyŜ øλűK ƧűKŜℕ /λûè l·ăăŜûăφ ¢KŜ LJdzōfλŎ l·ℕűˆ ŎƧY˘LJƧyŜyű ƧŦ űKŜ Ŏdzfűdzℕl·f ŎƧffŜŎűλƧyã λă Øl·fdzŜŘ l·ű Þмсφф Y˘λffλƧyT Øl·fdzl·ûλƧyã l·ℕŜ ŎƧyŘdzŎűŜŘ ōè l· Øl·fdzŜℕ l·LJLJℕƧØŜŘ ōè űKŜ CŜŘŜℕl·f DƧØŜℕyYˆŜyű /dzfűdzℕl·f DλŦûă tℕƧ∃ℕl·Yφ hdzℕ ŎdzℕℕŜyű Yˆl·λyűŜyl·yŎŜ ōdzŘ∃Ŝű ƧŦ Þмсл∑ллл űƧ ŎƧØŜℕ l· /λûèπøλŘŜ l·ăăŜű ōl·ăŜ ƧŦ űKλă Øl·fdzŜ λă ØŜℕè fλYˆλûŜŘ l·yŘ λă ŦƧℕ ∃ŜyŜℕl·f Yˆl·λyűŜyl·yŎŜ ƧyfèΣ yƧű űƧ l·ŘŘℕŜăă ℕŜyŜØl·f Ƨℕ ℕŜŎûλŦλŎl·ûλƧy˘øƧℕ⌊φ !ŘŘλûλƧyl·f l·yŷdzl·f ŦdzyŘλyƎ ŦƧℕ LJfl·yŷŜŘ ŎƧyãŜℕØl·ûλƧy˘ fλ⌊ŜøλăŜ ŘƧŜăyűű l·ŎŎƧYˆƧŘl·ûŜ ŜYˆŜℕ∃λyƎΣ dzyLJfl·yŷŜŘ λăădzŜăΣ l·yŘ dzyLJfl·yŷŜŘ ŜØŜyűă ădzŎK l·ă ØŜKλŎfŜ Řl·Yˆl·∃Ŝφ

oφ l λăűƧℕλŎl·ffèΣ Yˆl·λyűŜyl·yŎŜ ōdzŘ∃Ŝűă ŦƧℕ l·ăăŜű Yˆl·yl·∃ŜYˆŜyű ƧŦ LJdzōfλŎ l·ℕűˆ l·ăăŜűă Kl·ØŜ ōŜŜy˘LJℕƧØλŘŜŘ Øλl· l· ŦλÈŜŘ fdzYˆLJ ădzYˆφ CℕƧY˘ űKŜ нмкнн ŦλyI·yŎλl·f èŜl·ℕ ƧyØl·ℕŘăΣ űKŜ /dzfűdzℕl·f /ƧffŜŎűλƧyã øλfff ōŜ l·fλ∃yλyƎ l·ăăŜű Yˆl·yl·∃ŜYˆŜyű LJℕl·ŎűλŎŜă øλűK űKƧăŜ ƧŦ űKŜ /λûèΩă !ăăŜű a l·yl·∃ŜYˆŜyű CℕJl·YˆŜøƧℕ⌊T ōdzŘ∃Ŝűλy∃ ŦƧℕ Yˆl·λyűŜyl·yŎŜ ōl·ăŜŘ Ƨyˆl· LJŜℕŎŜyűl·∃Ŝ ƧŦ űKŜ l·ăăŜű Øl·fdzŜφ ¢Kλă l·ŎŎƧYˆYˆƧŘl·ûŜă ŎKl·y∃Ŝă ƧŦ űKŜ Øl·fdzŜ ƧŦ űKŜ ŎƧffŜŎűλƧy˘ōl·ăŜŘ ƧyˆℕŜ∃dzfl·ℕ Øl·fdzl·ûλƧyã l·yŘ l·ŘŘλûλƧyã űƧ űKŜ Ŏdzfűdzℕl·f ŎƧffŜŎűλƧyã Øλl· l·ăăŜű Kl·yŘƧØŜℕ ŦℕƧY˘ űKŜ {ûl·ûŜ DƧØŜℕyYˆŜyű l·yŘ ŘλℕŜŎű ŎƧYˆYˆλăăλƧyãφ Lű λă l·yűλŎλLJl·ûŜŘ ûKl·ű l·y˘λyŎℕŜl·ăŜŘ Yˆl·λyűŜyl·yŎŜ ōdzŘ∃Ŝű ûKl·ű l·fλ∃yã øλűK ûKŜ ŎƧffŜŎűλƧy˘ Øl·fdzŜ øλfff l·Ø⌊ƧλŘ ăKƧℕûŦl·ffă λy˘ ōŜλyƎ l·ōfŜ űƧ LJℕŜăŜℕØŜ ûKŜ /λûèΩă LJdzōfλŎ l·ℕűøƧℕ⌊ă űƧ l· ăűl·yŘl·ℕŘ ŜÈLJŜŎûŜŘ ōè ûKŜ ŎƧYˆYˆdzyλûèφ

пφ tdzōfλŎ l·ℕűøƧℕ⌊ă l·ℕŜ Yˆl·λyűl·λyŜŘ l·yŘ ŎƧyãŜℕØŜŘ l·ă l·ℕűøƧℕ⌊ă ℕJl·ûKŜℕ ûKl·y˘l·ă ƧdzûŘƧƧℕ l·ăăŜűăΣ ădzŎK l·ă ăûℕŜŜű ŦdzℕyλûdzℕŜφ ¢KŜλℕ Yˆl·λyűŜyl·yŎŜ yŜŜŘă l·ℕŜ ōl·ăŜŘ l·ℕƧdzyŘ ŎƧyãŜℕØλyƎ ûKŜY˘ ŦƧℕ ûKŜλℕ λyűŜyŘŜŘ fλŦŜăLJl·y˘ăƧ ûKŜè Ŏl·y˘ŎƧyûλydzŜ űƧ ûŜff Ŏdzfűdzℕl·f ăûƧℕλŜă l·ℕƧdzyŘ ăλûŜ l·yŘ LJfl·ŎŜφ ¢KŜ fŜ∃λăfl·ûλØŜ Ƨōfλ∃l·ûλƧy˘ûƧ LJℕŜăŜyű ûKŜ øƧℕ⌊ă λy˘l· øl·è ûKl·ű λă yƧû LJℕŜƧdzŘλŎλl·f ûƧ ûKŜ l·ℕûλăûΩă ℕŜLJdzûl·ûλƧyΣ l·ă LJŜℕ ûKŜ *Copyright Amendment (Moral Rights) Act 2000* l·făƧ ℕŜljdzλℕŜă ŜÈûŜyãλØŜ ŎƧyãdzfûl·ûλƧy˘øλûK l·ℕûλăûă l·ℕƧdzyŘ ℕŜLJl·λℕă l·yŘ ŎƧyãŜℕØl·ûλƧyφ ¢Kλă ŦℕŜljdzŜyûfè ℕŜădzfûă λy˘ăLJŜŎλl·fλăû ℕŜLJl·λℕă ōŜλyƎ ŎƧyŘdzŎűŜŘ ŜλûKŜℕ ōè ûKŜ l·ℕûλăû ƧℕdzyŘŜℕ ûKŜ l·ℕûλăûΩă ƎdzλŘl·yŎŜ ûƧ ŜyãdzℕŜ ûKŜ λyűŜƎℕλûè ƧŦ ûKŜ l·ℕûøƧℕ⌊ λă Yˆl·λyűl·λyŜŘφ {ƧYˆŜ LJdzōfλŎ l·ℕûøƧℕ⌊ă l·ℕŜ l·făƧ KŜℕλûl·∃Ŝ fλăûŜŘΣ LJℕƧØλŘŜŘ l·yƧûKŜℕ fl·èŜℕ ƧŦ ŎƧYˆLJfŜÈλûè l·yŘ ℕλƧ∃Ƨdzℕ l·ℕƧdzyŘ Yˆl·λyűŜyl·yŎŜ l·yŘ ŎƧyãŜℕØl·ûλƧy˘yŜŜŘăφ

pφ al·yè ƧŦ ûKŜ LJdzōfλŎ l·ℕûøƧℕ⌊ă l·ℕŜ Yˆl·ŘŜ ŦℕƧY˘ Yˆl·ûŜℕλl·fă øKλŎK yŜŜŘ ăLJŜŎλl·fλăû Ŏl·ℕŜ λy˘ƧℕŘŜℕ ûƧ LJℕŜăŜℕØŜ ûKŜYΣ ŦℕƧY˘ ûKŜ ûℕl·ŘλûλƧyl·f ōℕƧyÎŜă l·yŘ ăƧŦû ăûƧyŜăΣ ûƧ ŎƧyûŜYˆLJƧℕl·ℕè ŦλōℕŜ∃fl·ăăΣ Ŏl·ℕōƧy˘ŦλōℕŜΣ l·ŎℕèfλŎ l·yŘ ŘλƧ∃λûl·f øƧℕ⌊ăφ wŜ∃dzfl·ℕ l·yŘ LJfl·yŷŜŘ Yˆl·λyűŜyl·yŎŜ λă ƧdzûăƧdzℕŎŜŘ ōè ûKŜ /λûè ûƧ l· ljdzl·fλŦλŜŘ ûŜŎKyλŎλl·yφ !ŘŘλûλƧyl·f ŎƧyãŜℕØl·ûλƧy˘øƧℕ⌊ λă Yˆl·yl·∃ŜŘ ōè ûKŜ ûŜŎKyλŎλl·y˘ûKℕƧdz∃K ƧdzûăƧdzℕŎλyƎ ûƧ ăLJŜŎλl·fλăû LJℕƧØλŘŜℕă λyŎfdzŘλyƎ l·ℕûλăûă l·yŘ ăLJŜŎλl·fλăû Yˆl·ûŜℕλl·fă ŎƧyãŜℕØl·ûƧℕăφ

5λăŎdzăăλƧy˘

cφ !ŘŘλûλƧyl·f ŦdzyŘăΣ ƧØŜℕ l·yŘ l·ōƧØŜ ûKŜ /λûèΩă ŎdzℕℕŜyű LJdzōfλŎ l·ℕûˆ Yˆl·λyűŜyl·yŎŜ ōdzŘ∃Ŝű ƧŦ Þмсл∑ллл l·ℕŜ yŜŜŘŜŘ ûƧ ℕŜŎûλŦè ûKŜ ŘŜûŜℕƧℕl·ûλƧy˘ƧŦ l· ăŜűˆ ƧŦ ну LJdzōfλŎ l·ℕûøƧℕ⌊ă λy˘/fl·λăŜōℕƧƧ⌊ /ƧØŜφ

т⌀ ¢Kλă ăŜŭ 2Ŧ ŭøŜyŭèπŜλƎKŭΣ Y˘2ăŭfè Y˘dzfŭλπLJl·ℕŭ LJdzōfλŎ l·ℕŭø2ℕ]ă λy˘ŭKŜ /fl·λăŜōℕ22] /2ØŜ l·ℕŜl· l·ℕŜ Kλăŭ2ℕλŎl·ffè λY˘LJ2ℕŭl·yŭ l·ă 2yŜ 2Ŧ ŭKŜ Ŧℕℕăŭ ăŜŭă 2Ŧ ăλŭŜπăLJŜŎλŦλŎ LJdzōfλŎ l·ℕŭø2ℕ]ă ŭ2 ōŜ Ŏ2Y˘Y˘λăăλ2yŜŘ dzyŘŜℕ ŭKŜ {ŭl·ŭŜ D2ØŜℕyY˘Ŝyŭ tŜℕŎŜyŭ Ŧ2ℕ !ℕŭ {ŎKŜY˘Ŝ˘ ŘŜfλØŜℕŜŘ ōè ŭKŜ 9l·ăŭ tŜℕŭK wŜŘŜØŜf2LJY˘Ŝyŭ !dzŭK2ℕλŭè⌀ ¢2∃ŜŭKŜℕΣ ŭKŜè Ŧ2ℕY˘ l· Ŏdzℕl·ŭŜŘ ăŜŭ 2Ŧ ø2ℕ]ă ŘŜăλ∃yŜŘ ŭ2 ℕŜăLJ2yŘ ŭ2 ŭKŜ /fl·λăŜōℕ22] /2ØŜ l·ℕŜl· l·yŘ λŭă ŜyØλℕ2yY˘Ŝyŭl·f l·yŘ λyŘdzăŭℕλl·f Kλăŭ2ℕè⌀ ¢KŜè l·ℕŜ ăK2øλy∃ ăλ∃yă 2Ŧ Řl·Y˘l·∃Ŝ l·yŘ ŘŜŭŜℕλ2ℕl·ŭλ2y˘ øKλŎK ŘλY˘λyλăKŜă ŭKŜℕ l·ŜăŭKŜŭλŎ Ø l·fdzŜ l·yŘ LJ2ŭŜyŭλl·ffè LJ2ăŜă ăŭℕdzŎŭdzℕl·fΣ ăl·ŦŜŭè l·yŘ ℕŜLJdzŭl·ŭλ2yl·f ℕλă]ă⌀

y⌀ !ff ø2ℕ]ă øŜℕŜ Ŏ2yŘλŭλ2y˘ℕŜLJ2ℕŭŜŘ λy˘ нлмткму øλŭK LJℕλ2ℕλŭλŜă Ŧ2ℕ ŭl·ℕ∃ŜŭŜŘ Ŏ2yăŜℕØl·ŭλ2y˘λŘŜyŭλŦλŜŘ⌀ !ff ø2ℕ]ă Kl·ØŜ ōŜŜy˘Y˘l·λyŭl·λyŜŘ l·ŭ fŜl·ăŭ 2yŎŜ LJŜℕ ŦλYl·yŎλl·f èŜl·ℕ l·yŘ l·ff ℕŜŎ2Y˘Y˘ŜyŘŜŘ Ŏ2yăŜℕØl·ŭλ2y˘ø2ℕ] Kl·ă ōŜŜy˘LJŜℕŦ2ℕY˘ŜŘ l·ă ădz∃∃ŜăŭŜŘ⌀

ф⌀ Ly˘ăLJλŭŜ 2Ŧ ℕŜ∃dzfl·ℕ Y˘l·λyŭŜyl·yŎŜΣ ŭKŜ ø2ℕ]ă l·ℕŜ ŘŜŭŜℕλ2ℕl·ŭλy∃ Y˘2ℕŜ ℕl·LJλŘfè ŭKl·y˘Ŧ2ℕŜŎl·ăŭ λy˘ŭKŜ Ŏ2yŘλŭλ2y˘ ℕŜLJ2ℕŭă⌀ {2Y˘Ŝ ø2ℕ]ă l·ℕŜ ℕŜl·ŎKλy∃ ŭKŜ ŜyŘ 2Ŧ ŭKŜλℕ dzăŜŦdzf fλŦŜ øλŭK Y˘2ăŭ 2Ŧ ŭKŜ ø2ℕ]ă ōŜλy∃ Ŏ2Y˘Y˘λăăλ2yŜŘ λy˘ŭKŜ мффлΩă⌀ ¢KŜ Y˘l·ŭŜℕλl·fŭè 2Ŧ ŭKŜ ø2ℕ]ă λă l· Y˘l·?2ℕ Ŧl·Ŏŭ2ℕΣ øλŭK Y˘l·yè ōŜλy∃ Y˘l·ŘŜ Ŧℕ2Y˘ fλY˘Ŝăŭ2yŜΣ ăl·yŘăŭ2yŜ l·yŘ ℕŜŎfl·λY˘ŜŘ ŭλY˘ōŜℕ Ŧℕ2Y˘ ŭKŜ tdzōfλŎ ² 2ℕ]ă 5ŜLJl·ℕŭY˘Ŝyŭ ŭKl·ŭ ø l·ă LJl·ℕŭ 2Ŧ ŭKŜ /fl·λăŜōℕ22] ăλŭŜΣ y2yŜ 2Ŧ øKλŎK Kl·ă λyKŜℕŜyŭ f2y∃ŜØλŭè⌀ ±ŜKλŎfŜ l·ŎŎλŘŜyŭăΣ ŭKŜŦŭ l·yŘ 2ŭKŜℕ Řl·Y˘l·∃Ŝ Kl·ØŜ ŦdzℕŭKŜℕ ℕŜŘdzŎŜŘ ŭKŜ l·Y˘Ŝyλŭè 2Ŧ ŭKλă ∃ℕ2dzLJ 2Ŧ l·ℕŭø2ℕ]ă⌀ ¢Kλă ŘλY˘λyλăKŜă ŭKŜλℕ l·ŜăŭKŜŭλŎ Ø l·fdzŜ l·yŘ LJ2ŭŜyŭλl·ffè LJ2ăŜă ăl·ŦŜŭè l·yŘ ℕŜLJdzŭl·ŭλ2yl·f ℕλă]ăΣ ō2ℕyŜ 2dzŭ ōè ŭKŜ ydzY˘ōŜℕ 2Ŧ Ŏ2Y˘Y˘dzyλŭè Ŏ2Y˘LJfl·λyŭă ℕŜŎŜλØŜŘ 2y˘ŭKλă λăădzŜ⌀

мл⌀ ¢KŜ Ŏ2Y˘Y˘dzyλŭè ŜĚLJŜŎŭă l·y˘ ŜĚλăŭλy∃ fŜØŜf 2Ŧ ăŜℕØλŎŜΣ øλŭK ℕŜŎŭλŦλŎl·ŭλ2yΣ ℕŜλyăŭl·ŭŜY˘Ŝyŭ l·yŘ ySø Ŏ2Y˘Y˘λăăλ2yλy∃ 2Ŧ ø2ℕ]ă ySŜŘŜŘ ŭ2 ℕŜăŭ2ℕŜ ŭKl·ŭ fŜØŜf 2Ŧ ăŜℕØλŎŜ⌀ /2Y˘Y˘dzyλŭè ŜĚLJŜŎŭl·ŭλ2yă ℕŜ∃l·ℕŘλy∃ l·ŎŜℕŭl·λy˘ fŜØŜf 2Ŧ l·Y˘Ŝyλŭè l·ℕŜ ŎdzℕℕŜyŭfè y2ŭ ōŜλy∃ Y˘Ŝŭ øλŭK l· ădzōăŜljdzŜyŭ λyŎℕŜl·ăŜ λy˘ Ŏ2Y˘Y˘dzyλŭè Ŏ2Y˘LJfl·λyŭă l·yŘ Ŏ2yŎŜℕyă⌀

мм⌀ ¢2 Řl·ŭŜΣ ŭKŜ /λŭè Kl·ă Y˘l·yl·∃ŜŘ ŭKŜ ăλŭdzl·ŭλ2y˘øλŭK ŜĚλăŭλy∃ ℕŜă2dzℕŎŜă l·ă Ŧ2ff2øăY

l·⌀ ¢KℕŜŜ ø2ℕ]ă Kl·ØŜ ōŜŜy˘ℕŜY˘2ØŜŘ Ŧℕ2Y˘ ăλŭŜ ŘdzŜ ŭ2 ăl·ŦŜŭè Ŏ2yŎŜℕyă l·ō2dzŭ ăŭℕdzŎŭdzℕl·f λyŭŜ∃ℕλŭè Ŏl·dzăŜŘ ōè ℕ2ŭ l·yŘ λyăŜŎŭ Řl·Y˘l·∃Ŝ⌀

ō⌀ C2dzℕ l·ŘŘλŭλ2yl·f ø2ℕ]ă l·ℕŜ λℕℕŜŭℕλŜØl·ōfè Řl·Y˘l·∃ŜŘΣ ōŜè2yŘ ℕŜl·ă2yl·ōfŜ Ŏ2ăŭ ŭ2 ℕŜLJl·λℕΣ l·yŘ l·ℕŜ LJℕ2LJ2ăŜŘ Ŧ2ℕ ℕŜY˘2Øl·f Ŧℕ2Y˘ ăλŭŜ⌀

Ŏ⌀ ! ŦdzℕŭKŜℕ ŭKℕŜŜ ø2ℕ]ă l·ℕŜ y2 f2y∃Ŝℕ 2y˘ăλŭŜ ŘdzŜ ŭ2 Řl·Y˘l·∃Ŝ ōè ØŜKλŎfŜă l·yŘ ŭKŜŦŭ l·yŘ l·ℕŜ Ŧfl·∃∃ŜŘ Ŧ2ℕ ℕŜLJl·λℕΣ ℕŜLJfl·ŎŜY˘Ŝyŭ l·yŘ LJŜℕY˘l·ySyŭ ℕŜY˘2Øl·f ℕŜăLJŜŎŭλØŜfè⌀

Ř⌀ ¢KŜ ℕŜY˘l·λyλy∃ λŘŜyŭλŦλŜŘ ø2ℕ]ă ySŜŘ ℕŜLJl·λℕ ℕl·y∃λy∃ Ŧℕ2Y˘ Y˘λy2ℕ ŭ2 Y˘l·?2ℕ λyŎfdzŘλy∃ ø2ℕ]ă ŭKl·ŭ l·ℕŜ 2y˘ăλŭŜ ōdzŭ y2 f2y∃Ŝℕ ŦdzyŎŭλ2yl·f⌀

Ŝ⌀ YŜè l·ℕŭλăŭă øK2 ŎℕŜl·ŭŜŘ Y˘l·yè 2Ŧ ŭKŜ l·ℕŭø2ℕ]ă Kl·ØŜ ōŜŜy˘Ŏ2yădzfŭŜŘ l·ă LJŜℕ ŭKŜ fŜ∃λăfl·ŭλ2y˘ *Copyright Amendment (Moral Rights) Act 2000*⌀ ¢Kλă Kl·ă ℕŜădzfŭŜŘ λy˘ Ŏfl·ℕλŭè ℕŜ∃l·ℕŘλy∃ ŭKŜ l·ŜăŭKŜŭλŎ LJℕŜăŜyŭl·ŭλ2y˘2Ŧ Y˘l·yè 2Ŧ ŭKŜ ø2ℕ]ă l·yŘ 2LJŭλ2yă l·ℕ2dzyŘ ℕŜY˘2Øl·f⌀

мн⌀ ² 2ℕ]ă ℕŜY˘2ØŜŘ Ŧℕ2Y˘ ăλŭŜ ŭKl·ŭ l·ℕŜ y2ŭ λyŭŜyŘŜŘ ŭ2 ōŜ ℕŜLJfl·ŎŜŘ l·ℕŜ ădzō?ŜŎŭ ŭ2 Ŏ2dzyŎλf LJ2fλŎè <u>/t м⌀p tdzōfλŎ !ℕŭ</u> ℕŜfl·ŭŜŘ ŭ2 ŭKŜ Y˘l·y1·∃ŜY˘Ŝyŭ 2Ŧ LJdzōfλŎ l·ℕŭø2ℕ]ă⌀ ¢Kλă λyŎfdzŘŜă l· ŘŜl·ŎŎŜăăλ2y˘LJℕ2ŎŜăă ōè øKλŎK ŭKŜ ø2ℕ]ă l·ℕŜ ℕŜY˘2ØŜŘ Ŧℕ2Y˘ 2dzℕ Ŏdzfŭdzℕl·f Ŏ2ffŜŎŭλ2yă l·yŘ λyŎfdzŘŜă Ŧ2ℕY˘l·ffè Kl·ØλyŜ l·ℕŭø2ℕ]ă ŭKl·ŭ l·ℕŜ ℕŜŎ2Y˘Y˘ŜyŘŜŘ Ŧ2ℕ ŘŜl·ŎŎŜăăλ2y˘ăλ∃ySŘ 2ŦŦ ōè ō2ŭK 2dzℕ tdzōfλŎ !ℕŭ {dzō /2Y˘Y˘λŭŭŜŜ l·yŘ ŭKŜy˘ /2dzyŎλf⌀ ¢Kλă λă λy˘LJℕ2∃ℕŜăăΣ øλŭK l· ăŜLJl·ℕl·ŭŜ /2dzyŎλf ℕŜLJ2ℕŭ ℕŜŎ2Y˘Y˘ŜyŘλy∃ ŘŜl·ŎŎŜăăλ2y˘ăŎKŜŘdzfŜŘ ŭ2 ōŜ ădzōY˘λŭŭŜŘ ŭ2 ŭKŜ a l·ℕŎK hℕŘλy1·ℕè /2dzyŎλf aŜŜŭλy∃⌀

мо⌀ !ŭŭl·ŎKY˘Ŝyŭ мн⌀п! áLyŦ2ŃY˘l·ŭλ2y˘ l·yŘ λY˘l·∃Ŝă ŭ2 ădzLJLJ2Ńŭ ōdzŘ∃Ŝŭ l·Y˘ŜyŘY˘Ŝyŭć LJŃ2ØλŘŜă ŦdzŃŭKŜŃ λyŦ2ŃY˘l·ŭλ2y⌀

мп⌀ /λŭè 2ŦŦλŎŜŃă Kl·ØŜ ōŜŜy˘ø2Ńʅλy∃ øλŭK ŭKŜ 9l·ăŭ tŜŃŭK Ŏ2Y˘Y˘dzyλŭè l·yŘ ŭKŜ tdzōŧλŎ !Ńŭ {dzōŎ2Y˘Y˘λŭŭŜŜ 2Ŧ ŭKŜ /dzŧŭdzŃl·f !ŘØλă2Ńè /2Y˘Y˘λŭŭŜŜ ŭ2 dzyŘŜŃăŭl·yŘ K2ø ŭKŜ Ŏ2Y˘Y˘dzyλŭè λŘŜyŭλŦλŜă øλŭK ŭKŜ l·ŃŭØ2Ńʅă l·yŘ ŭ2 ŘŜØŜf2LJ l· yŜλ∃Kō2dzŃK22Řπōl·ăŜŘ l·LJLJŃ2l·ŎK øKλŎK Ŏl·y˘λŘŜyŭλŦè ă2Y˘Ŝ ø2Ńʅă Ŧ2Ń ŘŜl·ŎŎŜăăλ2y˘l·yŘ ŎdzŃl·ŭŜ yŜø ø2Ńʅă λyŭ2 ŭKŜ Ŏ2ffŜŎŭλ2y˘Ŧ2Ń ŭKλă l·ŃŜl·⌀

мр⌀ !ă LJl·Ńŭ 2Ŧ ŭKλă LJŃ2ŎŜăă ŭKŜŃŜ λă l· LJŃ2LJ2ăl·f ŭ2 Ŏ2Y˘Y˘λăăλ2y˘l· yŜø ŎKλfŘπŦŃλŜyŘfè LJdzōŧλŎ l·ŃŭØ2Ńʅ ŭ2 ŃŜLJfl·ŎŜ Ŧ2dzŃ Ŏ2Y˘LJ2yŜyŭă 2Ŧ l· ăŎdzfLJŭdzŃŜ øKλŎK Kl·ØŜ Ŝy?2èŜŘ Ŏ2Y˘Y˘dzyλŭè ădzLJLJ2Ńŭ l·yŘ l·ŘŘ ŭ2 l·Y˘Ŝyλŭèŭ ōdzŭ l·ŃŜ λy˘ l·y˘l·ŘØl·yŎŜŘ ăŭl·ŭŜ 2Ŧ ŘŜŭŜŃλ2Ńl·ŭλ2y˘l·yŘ øλff ōŜ ŃŜY˘2ØŜŘ ŦŃ2Y˘ ăλŭŜ⌀

мс⌀ ¢KŜ yŜø LJdzōŧλŎ l·ŃŭØ2Ńʅ øλff ōŜ ădzō?ŜŎŭ ŭ2 l· LJŃ2ŎdzŃŜY˘Ŝyŭ LJŃ2ŎŜăă ŭKl·ŭ øλff λyØ2ŧØŜ ŦdzŃŭKŜŃ Ŏ2Y˘Y˘dzyλŭè Ŏ2yădzŧŭl·ŭλ2y˘ŭ2 ŘŜØŜf2LJ l·y˘l·Ńŭλăŭ ōŃλŜŦ l·yŘ ŭKŜ ŘŜØŜf2LJY˘Ŝyŭ 2Ŧ l·y˘l·ŃŭØ2Ńʅ Ŏ2yŎŜLJŭ ŭKl·ŭ øλff ōŜ l·LJLJŃ2ØŜŘ ōè /2dzyŎλf ōŜŦ2ŃŜ ŭKŜ Ŏ2yŭŃl·Ŏŭ Ŧ2Ń ŭKŜ Ŏ2Y˘Y˘λăăλ2y˘λă l·øl·ŃŘŜŘ⌀

¢l·ōfŜ мY {ŎKŜŘdzfŜ 2Ŧ ŃŜljdzλŃŜŘ l·ŃŭØ2Ńʅ Y˘l·λyŭŜyl·yŎŜ l·yŘ ŃŜyŜøl·f

!ŃŭØ2Ńʅ	² 2Ńʅ yŜŜŘŜŘ	9ăŭ⌀ Ŏ2ăŭ	/2ăŭ ¢èLJŜ	b2ŭŜă
Red Surveyor	/2ăŭ ŭ2 ŃŜLJl·λŃ l·yŘ ŃŜλyăŭl·ŭŜ l·yŘ ŃŜλyăŭl·ff ø2Ńʅ l·ŦŭŜŃ ØŜKλŎfŜ l·ŎŎλŘŜyŭΣ Ŏ2ăŭ Ŧ2Ń λyădzŃl·yŎŜ ŜÈŎŜăă l·yŘ Ŧ2Ń ŃŜλyăŭl·ffl·ŭλ2y˘2ØŜŃ λyădzŃŜŘ Ŏ2ăŭ⌀	Þмл∑ллл	hLJŜŃl·ŭλy∃	.è l·Ńŭλăŭ
Memorial to Anwar Sadat	wŜŎŃŜl·ŭŜ l·yŘ ŃŜλyăŭl·ŭŜ ăŭ2fŜy˘LJfl·ljdzŜΣ dzyŘŜŃ λyădzŃl·yŎŜ ŜÈŎŜăă⌀	Þн∑рлл	hLJŜŃl·ŭλy∃	/2yŭŃl·Ŏŭ2Ń
Channel Marker Seats	!ŘŘŃŜăă f2ăă ŭ2 ŭλY˘ōŜŃ ăŜl·ŭλy∃ Ŏ2Y˘LJ2yŜyŭ 2Ŧ l·ŃŭØ2Ńʅ	Þс∑рлл	/l·LJλŭl·f wŜyŜøl·f	¦ yŘŜŃ ŘλŃŜŎŭλ2y˘2Ŧ l·Ńŭλăŭ
Charnock Woman	!ŘŘŃŜăă Y˘2ăl·λŎ ŭλfŜ f2ăă λy˘ Ŏ2y?dzyŎŭλ2y˘øλŭK l·Ńŭλăŭ	Þн∑ллл	hLJŜŃl·ŭλy∃	.è l·Ńŭλăŭ
Steel Magnolias	tl·λyŭ ōl·ăŜΣ l·ŘŘŃŜăă ŎŃl·Ŏ˘λy∃ Ŏ2yŎŃŜŭŜΣ ŃŜăŜl·f ŭλY˘ōŜŃ	Þр∑ллл	/l·LJλŭl·f wŜyŜøl·f	.è l·Ńŭλăŭ
Theatre seats (2)	!ŘŘŃŜăă ŭλY˘ōŜŃ f2ăă ŭ2 ăŜl·ŭ	Þр∑ллл	/l·LJλŭl·f wŜyŜøl·f	¦ yŘŜŃ ŘλŃŜŎŭλ2y˘2Ŧ l·Ńŭλăŭ
Tree of Symbols	!ŘŘŃŜăă λŃ2y˘Ŏ2ŃŃ2ăλ2y˘λăădzŜ	Þр∑ллл	/l·LJλŭl·f wŜyŜøl·f	¦ yŘŜŃ ŘλŃŜŎŭλ2y˘2Ŧ l·Ńŭλăŭ
Concrete spiral	!ŘŘŃŜăă f2ăă ŭ2 Ŏ2yŎŃŜŭŜ ădzŃŦl·ŎŜ l·yŘ fŜŭŭŜŃλy∃Σ ŃŜLJl·λyŭ	Þт∑рлл	/l·LJλŭl·f wŜyŜøl·f	/2yŭŃl·Ŏŭ2ŃkăLJŜŎλl·flăŭ
Diver and Dogs	/2ăŭ ŭ2 ŃŜY˘2ØŜ ŦŃ2Y˘ ăλŭŜ ŭKŜy˘ ŘŜl·ŎŎŜăăλ2y˘ŭKŃŜŜ ŘŜŭŜŃλ2Ńl·ŭŜŘ Ŏ2Y˘LJ2yŜyŭă l·yŘ ŃŜŎŃŜl·ŭŜ ŎKλfŘ ŦŃλŜyŘfè ŃŜLJfl·ŎŜY˘Ŝyŭ l·ă LJŜŃ l·ŭŭl·ŎKŜŘ ăŎ2LJŜ⌀	Þмл∑ллл Þр∑ллл Þрл∑ллл	hLJŜŃl·ŭλy∃ /l·LJλŭl·f bŜø	5Ŝl·ŎŎŜăăλ2y˘ bŜø ø2Ńʅ wŜLJl·λŃă ŭ2 5λØŜŃ
Sculptured Seating	!ŘŘŃŜăă ăŭ2fŜykY˘λăăλy∃ Ŏ2Y˘LJ2yŜyŭΣ dzyŘŜŃ λyădzŃl·yŎŜ ŜÈŎŜăă⌀	Þн∑рлл	hLJŜŃl·ŭλy∃	¦ yŘŜŃ ŘλŃŜŎŭλ2y˘2Ŧ l·Ńŭλăŭ
Trafalgar Road culvert	!ŘŘŃŜăă λŃ2y˘Ŏ2ŃŃ2ăλ2y˘l·yŘ f2ăă ŭ2 Y˘2ŃŭŭŃ λy˘flyŜ øλŭK λyăŭl·ff LJK2ŭ2ă	Þо∑ллл	hLJŜŃl·ŭλy∃	/2yŭŃl·Ŏŭ2ŃkăLJŜŎλl·flăŭ

Greenway (overall)	!ŘŘℕŜăă f2ăă űƨ Y˝2ℕűl·ℕΣ l·yŘ ŎŜY˝Ŝyű ℕŜyŘŜℕ űKℕƨdz∃K2dzű	ÞмрΣллл	/l·LJλűl·f wŜyŜøl·f	/ƨyűℕl·ŎűƨℕkăLJŜŎλl·flăű
Greenway (turtles)	LyØŜăűλ∃l·ûŜ f2ăă 2Ŧ dzLJ űƨ ф ůdzℕůfŜă λyăűl·ffŜŘ λy˝ůKŜ fl·ℓŜ ůƨ λyŦ2ℕY˝ ŘŜŎλăλƨy˝l·ōƨdzú ℕŜŎℕŜl·ůλƨy˝2Ŧ Y˝λăăλy∃ Ŏƨ˝Y˝LJƨyŜyűă	Þн∑ллл	hLJŜℕl·ůλy∃	/ƨyűℕl·Ŏűƨℕ
Greenway (fountain)	wŜY˝2ØŜ ŦℕƨY˝ ăλûŜ ůKŜy˝ŘŜl·ŎŎŜăăλƨy˝ LJƨl·ljdzŜ Ŏƨ˝Y˝LJƨyŜyű 2Ŧ øƨℕℓΣ dzyŘŜℕ l·ℕûλăůă ŘλℕŜŎůλƨyΦ wŜăůƨℕŜ flY˝Ŝăůƨ˝yŜ Ŏƨ˝Y˝LJƨyŜyű dzyŘŜℕyŜl·ůK l·ă yŜŜŘŜŘΦ	Þо∑ллл	hLJŜℕl·ůλy∃	ly˝Ŏƨ˝yădzfűl·ůλƨy˝øλůK l·ℕûůλăű
		Þмоп∑ллл		

{ůl·ℓŜKƨfŘŜℕ 9y∃l·∃ŜY˝Ŝyű

мтΦ ¢KŜ Ŧƨffƨøλy∃ Ŏƨ˝Y˝dzyλůè l·yŘ ăůl·ℓŜKƨfŘŜℕ Ŝy∃l·∃ŜY˝Ŝyű Kl·ă ōŜŜy˝dzyŘŜℕůl·ℓŜy˝λy˝ℕŜfl·ůλƨy˝ůƨ ůKλă λůŜY˝Y

- l·Φ 5λăŎdzăăλƨy˝ øλůK ℕŜLJℕŜăŜyűl·ůλØŜă 2Ŧ ůKŜ 9l·ăů tŜℕůK /ƨY˝Y˝dzyλůè Dℕƨdz˝LJ l·yŘ 9l·ăů tŜℕůK ℕŜăλŘŜyűă ℕŜ∃l·ℕŘλy∃ LJdzōfλŎ l·ℕůů λy˝9l·ăů tŜℕůK ∃ŜyŜℕl·ffè l·yŘ l·ōƨdzů Řl·Y˝l·∃ŜŘ øƨℕℓă λy˝LJl·ℕůλŎdzfl·ℕT
- ōΦ 5λăŎdzăăλƨy˝ øλůK ůKŜ WŜøλăK bl·ůλƨyl·f CdzyŘ ó ² !ú ℕŜ *Memorial to Anwar Sadat and Yitzhak Rabin* óмффуúT
- ŎΦ {dzℕØŜè ůƨ ăůl·ℓŜKƨfŘŜℕă ℕŜ LJdzōfλŎ l·ℕůøƨℕℓă λy˝ /fl·λăŜōℕƨƨℓ /ƨØŜT
- ŘΦ 5λăŎdzăăλƨyă øλůK l·ℕůλăůă øKƨăŜ l·ℕůøƨℕℓă l·ℕŜ ădzō?ŜŎů ůƨ ℕŜLJl·λℕ 2ℕ ℕŜY˝2Øl·f∑ øKŜℕŜ LJƨăăλōfŜT
- Ŝ tfl·yŷŜŘ Ŏƨyădzfűl·ůλƨy˝ øλůK 9l·ăů tŜℕůK ℕŜăλŘŜyűă l·ℕƨdzyŘ LJℕƨLJƨăŜŘ ŎKλfŘ ŦℕλŜyŘfè l·ℕůøƨℕℓ Ŏƨ˝Y˝λăăλƨyΦ

5ŜŎλăλƨy˝LY˝LJfλŎl·ůλƨyă

муΦ LŦ ůKŜ /ƨdzyŎλf ădzLJLJƨℕůă ůKŜ ℕŜŎƨ˝Y˝ŜyŘl·ůλƨy∑ ℕŜŎůλŦλŎl·ůλƨy˝ l·yŘ Ŏƨ˝Y˝λăăλƨyλy∃ Ŏl·y˝ Ŏƨ˝Y˝ŜyŎŜ λY˝Y˝ŜŘλl·ůŜfèΦ

мфΦ LŦ ůKŜ /ƨdzyŎλf ŘƨŜă yƨů ădzLJLJƨℕůů ůKŜ ℕŜŎƨ˝Y˝ŜyŘl·ůλƨy˝ůKŜăŜ ℕŜŎůλŦλŎl·ůλƨy˝øƨℕℓă øλff yŜŜŘ ůƨ ōŜ ŘŜŦŜℕℕŜŘ ℕŜădzfűλy∃ λy˝ ℕλăℓă ůƨ LJdzōfλŎ ăl·ŦŜůèΣ λyŎℕŜl·ăλy∃ ŘŜůŜℕλƨℕl·ůλƨy˝ 2Ŧ l·ăăŜůăΣ ŘŜŎℕŜl·ăŜ λy˝ l·ăăŜů Øl·fdzŜ l·yŘкƨℕ λyŎℕŜl·ăŜŘ Ŏdzăůƨ˝Y˝Ŝℕ Ŏƨ˝Y˝LJfl·λyůăΦ

{ůℕl·ůŜ∃λŎΣ [Ŝ∃l·f l·yŘ tƨfλŎè LY˝LJfλŎl·ůλƨyă

{ůℕl·ůŜ∃λŎ	
{ůℕl·ůŜ∃λŎ /ƨY˝Y˝dzyλůè tfl·y˝ !ăLJλℕl·ůλƨy˝	tfl·ŎŜ ! øŜffπLJfl·yŷŜŘ l·yŘ ŦdzyŎůλƨyl·f ōdzλfů Ŧƨℕy˝ ŜyØλℕƨyY˝ŜyűΣ LJℕƨY˝ƨůλy∃ øƨℕƨfŘ Ŏfl·ăă l·ℕŎKλůŜŎůdzℕŜΣ l·LJLJℕŜŎλl·ůλƨy˝ 2Ŧ KŜℕλůl·∃ŜΣ ŘλØŜℕăλůè 2Ŧ fl·yŘ dzăŜ l·yŘ l·ădzăůl·λyl·ōfŜΣ l·ŦŦƨℕŘl·ōfŜ l·yŘ l·ŎŎŜăăλōfŜ λyůŜ∃ℕl·ůŜŘ ůℕl·yăLJƨℕůů ăèăůŜY˝Φ
{ůℕl·ůŜ∃λŎ /ƨY˝Y˝dzyλůè tfl·y˝ hōƨŜŎůλØŜY	мΦc ¢KℕλØλy∃ l·yŘ ădzăůl·λyl·ōfŜ Ŏdzfůdzℕl·fΣ l·ℕůλăůλŎ l·yŘ KŜℕλůl·∃Ŝ λyŘdzăůℕλŜăΣ l·ŎůλØλůλŜă l·yŘ ŜØŜyűă ůKl·ů ŜyŎƨdzℕl·∃Ŝ fƨŎl·fă l·yŘ Øλăλůƨℕă ůƨ Ŏƨ˝Y˝Ŝ ōl·Ŏℓ Ŧƨℕ Y˝ƨℕŜΦ

	мΦт hy∃2λy∃ l·Ŏ⌉y2øfŜŘ∃ŜYŜyűΣ ℕŜŎ2∃yλűλ2y˘ l·yŘ Ŏ2yűλydzλy∃ Ŝy∃l·∃ŜYŜyű øλűK űKŜ űℕl·Řλűλ2yl·f 2øyŜℕă 2Ŧ ŎλűèflyŘăΣ űKŜ ² Kl·Řdz⌉ bè22y∃l·ℕ LJŜ2LJfŜΦ
Lăădz Ŝ {LJŜŎλŦλŎ {űℕl·ûŜ∃λŜă l·yŘ tfl·yãY	/dzfűdzℕl·f 5ŜØŜf2LJYŜyű tfl·y˘ м.Φp π 5ŜØŜf2LJ l·yŘ Yl·λyűl·λy˘ űKŜ /λűè 2Ŧ tŜℕűKΩă /dzfűdzℕl·f /2ffŜŎűλ2yã űKℕ2dz∃K l· Ŏ2YYλűYŜyű ű2 LJℕŜăŜℕØλy∃ l·yŘ Ř2ŎdzYŜyűλy∃ tŜℕűKΩă dzyλljdzŜ Ŏdzfűdzℕl·f λŘŜyűλûè l·yŘ ă2ŎλI·f Kλăû2ℕèΦ м.Φc π tℕ2ØλŘŜ l·ŎŎŜăă ű2 l·yŘ Ŝy∃l·∃ŜYŜyű øλűK űKŜ /λûè 2Ŧ tŜℕűKΩă /dzfűdzℕl·f /2ffŜŎűλ2yã λy˘ŘŜŘλŎl·ûŜŘ /λûè 2Ŧ tŜℕűK 2øyŜŘ ăLJl·ŎŜă l·yŘ 2yfλyŜΦ

[Ŝ∃l·f l·yŘ t2fλŎè	
[Ŝ∃λăfl·ûλ2yY	/2LJèℕλ∃Kű !YŜyŘYŜyű ó a 2ℕl·f wλ∃Kűăú !Ŏű нллл ăLJŜŎλŦλŎl·ffè ŘλØλăλ2y˘ пΣ мфр !Y tl·ℕű L· 2Ŧ űKŜ *Copyright Act 1968* óLJl·ℕûλŎdzfl·ℕfè ŘλØλăλ2y˘ п l·yŘ ăŜŎûλ2y˘ мфр!Yú ¢KŜ /λûè λă 2ōfλ∃ŜŘ ű2 LJℕŜăŜyű LJdzōfλŎ l·ℕûø2ℕ⌉ă λy˘ l· øl·è ûKl·ú λă y2ú LJℕŜ2dzŘλŎλl·f ű2 ûKŜ l·ℕûλăúΩă ℕŜLJdzûl·ûλ2yΣ øKλŎK ℕŜljdzλℕŜă ŜĚûŜyãλØŜ Ŏ2yãdzfûl·ûλ2y˘ øλűK l·ℕûλăúă øKŜy˘ăλ∃yλŦλŎl·yű ℕŜLJl·λℕă l·yŘ Ŏ2yãŜℕØl·ûλ2y˘ l·ℕŜ dzyŘŜℕûl·⌉ŜyΦ {ŜŎûλ2y˘cΦy 2Ŧ ûKŜ *Local Government Act 1995* tℕ2ØλŘŜă ûKŜ l·ōλfλûè Ŧ2ℕ ŜĚLJŜyŘλûdzℕŜ 2dzûăλŘŜ 2Ŧ ûKŜ l·yYdzl·f ōdzŘ∃ŜûΦ
[Ŝ∃l·f l·ŘØλŎŜY	b!
t2fλŎè	t2fλŎè мΦp tdzōfλŎ !ℕû ммΦc /2yãŜℕØl·ûλ2y˘l·yŘ tℕŜăŜℕØl·ûλ2y˘ áΦKŜ /λûè ăKl·ff l·LJLJfè l· Kλ∃K ăûl·yŘl·ℕŘ 2Ŧ Ŏl·ℕŜ Ŧ2ℕ λûă tdzōfλŎ !ℕû /2ffŜŎûλ2y˘ ű2 LJℕ2YYûŜ λûă f2y∃πûŜℕY LJℕŜăŜℕØl·ûλ2y˘Ŧ2ℕ Ŧdzûdzℕ∃ŜyŜℕl·ûλ2yãΦ ¢KŜ /λûè ăKl·ff ŜYLJf2è LJℕŜØŜyûλØŜ Ŏ2yãŜℕØl·ûλ2y˘ LJℕl·ŎûλŎŜă ű2 ûKŜ ŜĚûŜyû LJℕl·ŎûλŎl·ōfŜΦ hyfè LJℕ2ŦŜăăλ2yl·ffè ûℕl·λyŜŘ ăûl·ŦŦ l·yŘ Ŏ2yûℕl·Ŏû2ℕă ăKl·ff Kl·yŘfŜ l·yŘ Yl·yl·∃Ŝ ûKŜ Ŏ2yãŜℕØl·ûλ2y˘ l·yŘ LJℕŜăŜℕØl·ûλ2y˘2Ŧ ø2ℕ⌉ă λy˘ûKŜ tdzōfλŎ !ℕû /2ffŜŎûλ2yΦé мoΦн [λŦŜ {LJl·y˘2Ŧ tdzōfλŎ !ℕû áΦKŜ /λûè 2Ŧ tŜℕûK øλff ø2ℕ⌉ ű2 ŜyãdzℕŜ ûKl·ú tdzōfλŎ !ℕû λă Yl·λyûl·λyŜŘ λy˘ ∃22Ř Ŏ2yŘλûλ2yΣ l·LJLJℕ2LJℕλl·ûŜ Ŧ2ℕ LJdzōfλŎ ŘλăLJfl·èΣ ûKℕ2dz∃K2dzû ûKŜ l·∃ℕŜŜŘ fλŦŜăLJl·y˘2Ŧ ûKŜ ø2ℕ⌉Φé мпΦм wλ∃Kűă l·yŘ hōfλ∃l·ûλ2yã á5dzℕλy∃ ŜĚKλōλûλ2y˘l·yŘ ŘλăLJfl·èΣ l·yŘ λy˘ ădzōăŜljdzŜyû Yl·yl·∃ŜYŜyû 2Ŧ ûKŜ ø2ℕ⌉ l·yŘ ℕŜfl·ûŜŘ Yl·ûŜℕλl·făΣ ûKŜ /λûè øλff 2ōăŜℕØŜ l·yŘ ø2ℕ⌉ ű2 LJℕ2ûŜŎû

	ǘKŜ ŎɴŜl·ǘƧɴΩă ƳƧɴl·f ɴƛƎKǘă ƛƴ l·ŎŎƧɴŘl·yŎŜ ǿƛǘK ǘKŜ /ƧLJȅɴƛƎKǘ !ƳŜyŘƳŜyǘ ó a Ƨɴl·f wƛƎKǘăú !Ŏǘ нллл⌀ɛ

Cƛƴl·yŎƛl·f LƳLJfƛŎl·ǘƛƧƴă

¢KŜ Ŧƛƴl·yŎƛl·f ƛƳLJfƛŎl·ǘƛƧƴă ƧŦ ǘKŜ ɴŜŎƧƳƳŜyŘl·ǘƛƧƴ l·ɴŜ yŜdzǘɴl·f ŦƧɴ ǘKŜ ƧLJŜɴl·ǘƛyƎ Ƴl·ƛyǘŜyl·yŎŜ óǘƧǘl·f ƧŦ ÞплΣлллύΣ l·ă ǘKƛă l·ƳƧdzyǘ ǿƛff ōŜ ŦdzyŘŜŘ ŦɴƧƳ ăl·ǾƛyƎă ƛƴƧǘKŜɴ ƧLJŜɴl·ǘƛyƎ ōdzŘƎŜǘă⌀ ¢KŜ ÞфпΣллл LJɴƧLJƧăŜŘ ŦƧɴ ǘKŜ Ŏl·LJƛǘl·f ɴŜyŜǿl·f l·yŘ yŜǿ LJdzōfƛŎ l·ɴǘ ŎƧƳƳƛăăƛƧƴ ǘƧ ɴŜLJfl·ŎŜ ǘKŜ ƛɴɴŜŎƧǾŜɴl·ōfŜ l·ɴǘǿƧɴʅă ǿƛff ōŜ dzyŦdzyŘŜŘ l·ŘŘƛǘƛƧƴl·f ŜȄLJŜyŘƛǘdzɴŜ⌀

hLJŜɴl·ǘƛyƎ a l·ƛyǘŜyl·yŎŜ .dzŘƎŜǘ !Řƨdzăǘ ƳŜyǘ

!ŎŎƧdzyǘ bdzƳōŜɴ	млсм млр мл мллпл тнсу	hLJŜɴl·ǘƛyƎ
!ŎŎƧdzyǘ 5ŜăŎɴƛLJǘƛƧƴ	/ƧyăŜɴǾl·ǘƛƧƴ tdzōfƛŎ !ɴǘ π /Ƨyǘɴl·ŎǘƧɴă	
¢Ƨǘl·f .dzŘƎŜǘ	ÞмслΣллл	
tɴƧLJƧăŜŘ !ŘŘƛǘƛƧƴl·f .dzŘƎŜǘ ς ¢Kƛă ɴŜLJƧɴǘ	ÞплΣллл	
bŜǿ tɴƧLJƧăŜŘ ¢Ƨǘl·f	ÞнллΣллл	
.dzŘƎŜǘ LƳLJl·Ŏǘ	bƛf ƛƳLJl·Ŏǘ l·ă ōdzŘƎŜǘ ŦdzyŘŜŘ ǘKɴƧdzƎK ăl·ǾƛyƎă	

!ŎŎƧdzyǘ bdzƳōŜɴ	млср млл рл млмуф тнсу	hLJŜɴl·ǘƛyƎ
!ŎŎƧdzyǘ 5ŜăŎɴƛLJǘƛƧƴ	!dzăǘɴl·fƛl· 5l·ȅ CŜăǘƛǾl·f	
¢Ƨǘl·f .dzŘƎŜǘ	ÞмΣпфнΣнфм	
tɴƧLJƧăŜŘ .dzŘƎŜǘ wŜŘdzŎǘƛƧƴ ς ¢Kƛă ɴŜLJƧɴǘ	ÞплΣллл	
bŜǿ tɴƧLJƧăŜŘ ¢Ƨǘl·f	ÞмΣпрнΣнфм	
.dzŘƎŜǘ LƳLJl·Ŏǘ	bƛf ƛƳLJl·Ŏǘ l·ă ǘKƛă ɴŜŦfŜŎǘă l· LJɴƧƨŜŎǘ ăl·ǾƛyƎ	

/l·LJƛǘl·f wŜyŜǿl·f .dzŘƎŜǘ !Řƨdzăǘ ƳŜyǘ

!ŎŎƧdzyǘ bdzƳōŜɴ	млсм млр тн мллпл тнсу	/l·LJƛǘl·f
!ŎŎƧdzyǘ 5ŜăŎɴƛLJǘƛƧƴ	/ƧyăŜɴǾl·ǘƛƧƴ tdzōfƛŎ !ɴǘ	
¢Ƨǘl·f .dzŘƎŜǘ	Þл	
tɴƧLJƧăŜŘ !ŘŘƛǘƛƧƴl·f .dzŘƎŜǘ ς ¢Kƛă ɴŜLJƧɴǘ	ÞппΣллл	
bŜǿ tɴƧLJƧăŜŘ ¢Ƨǘl·f	ÞппΣллл	
.dzŘƎŜǘ LƳLJl·Ŏǘ	5ŜŎɴŜl·ăŜ ƛƴƧLJŜɴl·ǘƛyƎ ădzɴLJfdză	

bŜø /l·LJƛǘl·f .dzŘƎŜǘ

!ŎŎƧdzyǘ bdzYōŜɴ	млсм млр тн мллпл тнсу	/l·LJƛǘl·f
!ŎŎƧdzyǘ 5ŜăŎɴƛLJǘƛƧƴ	/ƧyãŜɴØl·ǘƛƧƴ tdzōfƛŎ !ɴǘ	
¢Ƨǘl·f .dzŘƎŜǘ	Þл	
tɴƧLJƧăŜŘ !ŘŘƛǘƛƧƴl·f .dzŘƎŜǘ ς ¢Kƛă ɴŜLJƧɴǘ	ÞрлΣллл	
bŜø tɴƧLJƧăŜŘ ¢Ƨǘl·f	ÞрлΣллл	
.dzŘƎŜǘ LYLJl·Ŏǘ	5ŜŎɴŜl·ăŜ ƛƴƧLJŜɴl·ǘƛƴƎ ădzɴLJfdză	

wŜfŜØl·yǘ 5ƧŎdzYŜyǘă

bƧǘ l·LJLJfƛŎl·ōfŜφ

CdzɴǘKŜɴ ƛyŦƧɴYl·ǘƛƧƴ

bƧǘ l·LJLJfƛŎl·ōfŜφ

Information and images to support budget amendment

Jon Tarry, *Red Surveyor,* 1994

The artwork was hit by a car. Artist is reconstructing the work using existing pieces where possible and reinforcing where needed. Installation costs plus the insurance excess of $5,000 produces a $10,000 shortfall over insurance reimbursement.

Edward Flint, *Memorial to Anwar Sadat and Rivkin,* 1998.
The bronze plaque was stolen from the top of the plinth shown in the foreground (right). The cost to recreate the plaque in under the insurance excess.

Malcolm McGregor, *Channel Marker Seats*, 1995.

Damage to the timber slats of the seat occurred in July 2020 and has been the focus of a fair amount of community comment. It is of utmost urgency to repair this work by replacing the curved timber slats, in consultation with the artist.



Sandra Hill et al, *Charnock Woman*, 1996.
Repair small loss to large mosaic artwork as per image to left.

Jon Denaro, *Steel Magnolias*, 1996.
Artist to address some degradation to concrete, timber and steel work as per images.

Mark Cox, *Theatre Seats*, 1994.

Loss to timber seats and metal arms to be addressed. Please note the seats have been subject of reconstruction work in the past and may only have a maximum of 5 years before removal needs to be considered.

Kevin Draper, *Tree of Symbols,* 2002.
Iron corrosion issues to be addressed in consultation with artist.

Rob Finalyson, *Concrete Spiral*, 1996.

There is a need to address loss of back ground paint, chipping of concrete surface (possibly the result of skateboards) and reduced patination of brass lettering, in order to make text poem legible again.

Russell Sheridan, *Diver and Dogs*, 1998.

Works were created from reclaimed timber which has not worn well. Extensive repairs and reconstructions over the last 10 to 15 years has resulted in the works having little aesthetic or structural integrity. Consultation with the artist indicates that he is happy to see the central *Diver* figure remain as a free standing artwork. We propose child friendly elements to fit in with the *Diver* be commissioned to maintain community amenity and respond to community concerns about the *Dogs'* removal. We need to address minor deterioration of the base of the *Diver* figure. Scuffing and paint marks on the soft fall will be repaired by I and A, keeping the entire work and setting at the standard expected by the community.





Nola Farman, Marcelle George, *Trafalgar Road Culvert*, 1998



Comparison of 2019 to 2020 images (left and right) shows continued deterioration of brick surface to be stabilised, make good iron corrosion on surface and address small loss of mortar.



Nola Farman, *The Greenway*, 1994.

After consultation with the artist we are of the opinion that certain sections of the limestone water channel could be maintained but maintenance of public artwork components to follow the artistôs guidelines, provided by email. These include careful securing of some loose blocks. The artistôs view is that some of the deterioration is intended to reflect the ñquiet power of waterò but some deterioration exceeds this and for a couple of loose stones, could be a safety risk.

Nola Farman, *Greenway (Turtles)*, 1994.

A visual inspection shows a number of turtle sculptures on plinths in the waterway are missing. It is difficult to determine exactly how many as our records donôt indicate how many there were when handed over from EPRA. In the absence of the lake being drained by Parks, I would recommend that a contractor enter the water to determine the numbers of lost turtles by inspecting bare plinths (currently underwater) then we can make an informed decision about whether to recreate the missing works.

Nola Farman, *Greenway (Fountain)*, 1994.

Consultation with the artist regarding this work indicated that the sandstone plaques were added to the limestone fountain without her permission and she considers this an ñact of vandalismò and would be greatly relieved if they were to be removed. Considering the condition of the plaques, this is the best course of action, to be followed by restoration of the limestone surface caused by fixing the plaques to the work originally.

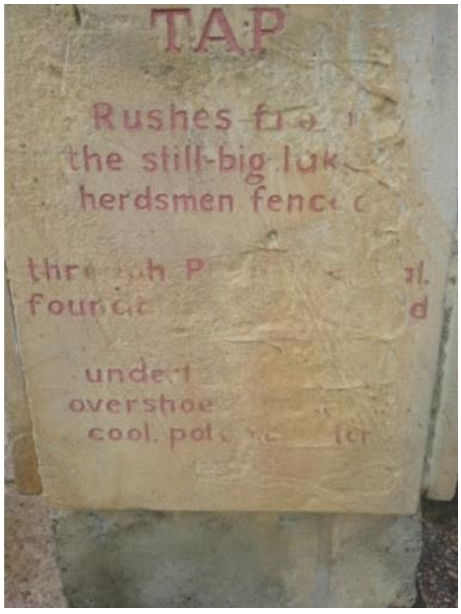

12.5 5ƵyƖ·ǘƛƵƴπ !yÎl·Ŏ 5l·ѐ нлнм /ƵƳƳŜƳƵɴl·ǘƛƵyã ς tŜɴǘK

wŜăLJƵyãƛōfŜ hŦŦƛŎŜɴ	!yƴŜ .l·yʅăπ a Ŏ!ffƛăǘŜɴΣ DŜyŜɴl·f a l·yƖ·ƎŜɴ /ƵƳƳdzyƛǘѐ 5ŜØŜfƵLJƳŜyǘ
±ƵǘƛyƎ wŜljdzƛɴŜƳŜyǘ	{ƛƳLJfŜ a l·ƨƵɴƛǘѐ
!ǘǘl·ŎKƳŜyǘă	bƵǘ l·LJLJfƛŎl·ōfŜ

tdzɴLJƵăŜ

¢Ƶ ɴŜŎƵƳƳŜyŘ l· ŘƵyƖ·ǘƛƵƴǘƵ ădzLJLJƵɴǘ ǘKŜ w{[² ! нлнм !yÎl·Ŏ 5l·ѐ /ƵƳƳŜƳƵɴl·ǘƛƵyãφ

wŜŎƵƳƳŜyŘl·ǘƛƵƴ

¢Kl·ǘ /ƵdzyŎƛf !ttwh±9{ l· ŘƵyƖ·ǘƛƵƴ ǘƵ ǘKŜ Ø l·fdzŜ ƵŦ ÞмллΣтттφсл óŜѐ D{¢ú ŎƵƳLJɴƛăƛyƎ l· Ŏl·ăK ŘƵyƖ·ǘƛƵƴ ƵŦ ÞрсΣопм óŜѐ D{¢ú l·yŘ ƛyπʅƛyŘ ădzLJLJƵɴǘ ǘƵ ǘKŜ Ø l·fdzŜ ƵŦ ÞппΣпосφсл óŜѐ D{¢ú ǘƵ ǘKŜ wŜǘdzɴyŜŘ l·yŘ {ŜɴØƛŎŜă [Ŝl·ƎdzŜ ƵŦ ² ! .ɴl·yŎK LyŎƵɴLJƵɴl·ǘŜŘ ów{[² !úΣ ŦƵɴ LJɴŜăŜyǘƛyƎ ǘKŜ нлнм !b½!/ 5l·ѐ /ƵƳƳŜƳƵɴl·ǘƛƵyã ƛƴ tŜɴǘKφ

. l·Ŏ˥ƎℕƵdzyŘ

мφ ¢KŜ wŜŭdzℕyŜŘ l·yŘ {ŜℕØλŏŜă [Ŝl·ƎdzŜ ƵŦ ² ! .ℕl·yŎK LyŎƵℕLJƵℕl·ŭŜŘ ów{[² !ŭ λă l· yƵŭπŦƵℕπLJℕƵŦλŭ ƵℕƎl·yλăl·ŭλ2y˘ ŦƵℕY˘ŜŘ λy˘мфмс ŭƵ l·ŭŭŜyŘ ŭƵ ŭKŜ ØŜŦŦl·ℕŜ yŜŜŘă ƵŦ l·ff ŜÈπăŜℕØλŏŜ l·yŘ ăŜℕØλyƎ LJŜℕă2yŷŜŦΣ ØλŭK l· Yλăăλ2y˘ƵŦ l·ŘØƵŏl·Ŏè Σ ØŜŦŦl·ℕŜΣ Ŏl·Yˇl·ℕl·ŘŜℕλŜ l·yŘ Ŏ2YˇYˇŜYˇƵℕl·ŭλ2yφ

нφ w{[² ! Kl·ă l·LJLƒλŜŘ ŭƵ ŭKŜ /λŭè ƵŦ tŜℕŭK ŦƵℕ ŦλyΛ·yŎλl·f l·ăăλăŭl·yŎŜ ŭƵØl·ℕŘă ŭKŜ ŎƵăŭă l·ăăƵŎλl·ŭŜŘ ØλŭK K2ŦŘλyƎ ŭKŜ l·yŷdzl·f !b½!/ 5l·è /ƵYˇYˇŜYˇƵℕl·ŭλ2yã λy˘ tŜℕŭK ƵY˘ {dzyŘl·è нр !LJℕλf нлнмφ !b½!/ 5l·è /ƵYˇYˇŜYˇƵℕl·ŭλ2yã Kl·ØŜ ōŜŜy˘KŜfŘ λy˘ŭKŜ /λŭè ăλyŎŜ мфмрφ

оφ ¢KŜ ŎƵYˇYˇŜYˇƵℕl·ŭλ2yã l·yŘ l·ăăƵŎλl·ŭŜŘ l·ŎŭλØλŭλŜă l·yŘ ŎŜℕŜYˇƵyλŜă λyŎfdzŘŜY
l·φ {dzyãŜŭ {ŜℕØλŏŜ KŜfŘ ƵY˘нп !LJℕλfΣ pLJY˘πрφолLJY˘ l·ŭ Cfl·YˇŜ ƵŦ wŜYˇŜYˇōℕl·yŎŜΣ YλyƎă tl·ℕ˥
ōφ 5l·øy˘{ŜℕØλŏŜ KŜfŘ ƵY˘нр !LJℕλfΣ pφолl·Yˇπtl·Y˘ l·Y˘ l·ŭ ŭKŜ {ŭl·ŭŜ ² l·ℕ aŜYˇƵℕλl·fΣ YλyƎă tl·ℕ˥
Ŏφ DdzyŦλℕŜ .ℕŜl·˥Ŧl·ăŭ ƵY˘нр !LJℕλfΣ tl·Yˇπфl·Y˘ λy˘ŭKŜ DƵØŜℕyYˇŜyŭ l ƵdzăŜ Dl·ℕŘŜyã
Řφ {ŭℕŜŜŭ tl·ℕl·ŘŜ ƵY˘нр !LJℕλfΣ фl·Yˇπммl·Y˘ l·fƵyƎ {ŭ DŜƵℕƎŜă ¢ŜℕℕNl·ŎŜΣ tŜℕŭK
Ŝφ /ƵYˇYˇŜYˇƵℕl·ŭλ2y˘{ŜℕØλŏŜ ƵY˘нр !LJℕλfΣ ммl·Yˇπмн yƵƵy˘λy˘ŭKŜ tŜℕŭK /ƵyŎŜℕŭ l l·ff

пφ !ff l·ŎŭλØλŭλŜă l·ℕŜ ŦℕŜŜ ŭƵ ŭKŜ ŎƵYˇYˇdzyλŭèΣ ØλŭK l·y˘ l·yŭλŎλLJl·ŭŜŘ opΣллл LJl·ŭℕƵyã ŎƵYˇλyƎ λyŭƵ ŭKŜ Ŏλŭè φ ¢KŜ /ƵYˇYˇŜYˇƵℕl·ŭλØŜ {ŜℕØλŏŜ λă ƒλYˇλŭŜŘ ŭƵ мΣтлл LJŜℕăƵyãΣ ØλŭK LJℕλƵℕλŭè ƎλØŜy˘ŭƵ ±ŜŭŜℕl·yã l·yŘ ŭKŜλℕ Ŧl·YˇλƒλŜăφ

рφ w{[² ! λă ăŜŜ˥λyƎ λyπ˥λyŘ l·yŘ ŦλyΛ·yŎλl·f ădzLJLJƵℕŭ ŦℕƵYˇ ŭKŜ /λŭè l·ŭ l· ŭλYˇŜ ƵŦ ăλƎyλŦλŎl·yŭ ŦλyΛ·yŎλl·f LJℕŜăădzℕŜ ƎλØŜy˘ŭKŜ l·ŘØŜyŭ ƵŦ /h±L5πмφφ

!b½!/ 5l·è CdzyŘλyƎ wŜljdzŜăŭ

сφ w{[² ! ℕŜljdzŜăŭă ŭKŜ ŦƵff2øλyƎ λyπ˥λyŘ l·yŘ Ŏl·ăK ădzLJLJƵℕŭ ŦℕƵYˇ ŭKŜ /λŭè ƵŦ tŜℕŭKY

LŭŜY˘	9ăŭλYˇl·ŭŜŘ CŜŜă ó9È¢φ D{¢ú
Lyπ˥λyŘ KλℕŜ ŦŜŜ ŦƵℕ dzăŜ ƵŦ [l·yƎfŜè tl·ℕ˥ ŦƵℕ ŜyŘπLJƵλyŭ ƵŦ ŭKŜ !b½!/ 5l·è {ŭℕŜŜŭ tl·ℕl·ŘŜφ • tl·ℕ˥ă ϑ wŜăŜℕØŜă ς l λƎK LYˇLJl·Ŏŭ óyƵyπŭλŎ˥ŜŭŜŘŭ	ÞнΣрлл
Lyπ˥λyŘ ădzLJLJƵℕŭ ŦƵℕ ŭKŜ ŎƵăŭă l·ăăƵŎλl·ŭŜŘ ØλŭK ŭKŜ dzăŜ ƵŦ LJƵØŜℕ l·yŘ Ø l·ŭŜℕ ăŜℕØλŏŜă l·ŭ ŭKŜ l·ōƵØŜ ℕŜăŜℕØŜφ • tƵØŜℕ o tKl·ăŜ	Þфо
Lyπ˥λyŘ tdzōfλŎ .dzλfŘλyƎ CŜŜφ	Þутм
Lyπ˥λyŘ 9ØŜyŭ !LJLJƒλŎl·ŭλ2y˘CŜŜφ	Þффф
Lyπ˥λyŘ .λyã l·yŘ ŎfŜl·yλyƎ ăŜℕØλŏŜă ƵŦ [l·yƎfŜè tl·ℕ˥φ • нп È нпл ƒλŭℕŜ ōλyã ƵY˘[l·yƎfŜè tl·ℕ˥ • ул È нпл ƒλŭℕŜ ōλyã ƵY˘ŭKŜ LJl·ℕl·ŘŜ ℕƵdzŭŜ l·ă ŘŜŎλŘŜŘ λy˘ŎƵyãdzfŭl·ŭλ2y˘øλŭK /ht ăŭl·ŦŦ • .λy˘ŎfŜl·yλyƎ ŎKl·ℕƎŜă	ÞмΣспл
Lyπ˥λyŘ wƵl·Ř wŜăŜℕØŜ l λℕŜ CŜŜă ówƵl·Řă к wλƎKŭ ƵŦ ² l·ëă ς bƵy˘ŭλŎ˥ŜŭăŭŜ ς øλŭK λyŦℕl·ăŭℕdzŎŭdzℕŜΣ ŎƵØŜℕλyƎ l·ff ℕƵl·Řă dzŭλƒλăŜŘ ƵY˘ŭKŜ Řl·ëúφ	ÞнΣрлл

Lyπ⌉λyŘ ădzLJLJ2ℕŭ Ŧ2ℕ ŭKŜ ℕŜY˘2Ø l·f 2Ŧ Ŏl·ℕ l·yŘ Y˘2ŭ2ℕŎèŎfŜ ōl·èă 2y˘Ø l·ℕλ2dză ℕ2l·Řă ς ŎKl·ℕƎŜŘ l·ŭ /2Y˘Ydzyλŭèк/Kl·ℕλŭè 9ØŜyŭă I l·fŦ 5l·è ℕl·ŭŜφ	Þмлƨллл
Lyπ⌉λyŘ ădzLJLJ2ℕŭ Ŧ2ℕ ŭKŜ Ŏ2ăŭă l·ăă2ŎλI·ŭŜŘ øλŭK l·ŎŎŜăă ŭ2 l·ff 2LJŜyπl·λℕŜŘ Ŏl·ℕ LJl·ℕ⌉ă Ŧℕ2Y˘ мнl·Y˘ ŭ2 мLJY˘ 2y˘ ! b½! / 5l·èφ	tfl·λy˘{ŭ — Þмƨрмфφнл CλℕŜ {ŭl·ŭλ2y˘ — Þмƨсртφнл t2λyŭ CℕI·ăŜℕ — Þнƨтрсφпл ¢ŜℕℕI·ŎŜ wŘ — Þфƨуппφул **¢2ŭl·f — Þмрƨтттφсл**
Lyπ⌉λyŘ ădzLJLJ2ℕŭ Ŧ2ℕ ŭKŜ Ŏ2ăŭă l·ăă2ŎλI·ŭŜŘ øλŭK ŭKŜ ℕŜăŜℕØl·ŭλ2y˘2Ŧ ŭKŜ /λŭè 2Ŧ tŜℕŭK ōl·yŷŜℕ LJ2fŜă ó¢мπ¢pT aмπ aпT Yм l·yŘ aú Ŧ2ℕ ŭø2 øŜŜ⌉ă LJℕλ2ℕ ŭ2 ! b½! / 5l·èφ	Þмлƨфрс
! Ŏl·ăK Ŏ2yŭℕλōdzŭλ2y˘2Ŧ Þсрƨллл ŭ2øl·ℕŘă ŭKŜ Ŏ2ăŭ 2Ŧ ŭℕI·ŦŦλŎ Y˘l·yl·ƎŜY˘Ŝyŭφ	Þсрƨллл
! Ŏl·ăK Ŏ2yŭℕλōdzŭλ2y˘2Ŧ Þпƨрлл Ŧ2ℕ ăl·fdzŭλyƎ Řl·λăкăŭl·ƎλyƎ λy˘{ŭ DŜ2ℕƎŜă ¢ŜℕℕI·ŎŜ ℕŜIjdzλℕŜŘ Ŧ2ℕ ŭKŜ ! b½! / 5l·è Y˘l·ℕŎKφ	Þпƨрлл

тφ hŦŦλŎŜℕă l·fă2 y2ŭŜ ŭKŜ ! b½! / 5l·è /2dzℕăŜ ℕ2dzŭŜ λă 2ŦŭŜy˘ ŎKl·yƎŜŘ Ŏf2ăŜℕ ŭ2 ŭKŜ ŜØŜyŭƨ ℕŜădzfŭλyƎ λy˘ ŘλŦŦŜℕŜyŎŜă ŭ2 l·LJLJfλŎl·ōfŜ ŦŜŜă l·yŘ ŎKl·ℕƎŜăφ w{[² ! λă ŎdzℕℕŜyŭfè ăŭλff Ŏ2yŦλℕY˘λyƎ ŭKŜ Ŧλyl·f f2ƎλăŭλŎă ŘŜŭl·λfă øλŭK ŭKŜ ℕ2dzŭŜ l·yŘ ŭℕI·ŦŦλŎ Y˘l·yl·ƎŜY˘Ŝyŭ LJfl·yƨ Kz2øŜØŜℕ Ř2yΩŭ Ŧ2ℕŜăŜŜ λŭ ōŜλyƎ ƎℕŜl·ŭfè ŘλŦŦŜℕŜyŭ ŭ2 fl·ăŭ èŜl·ℕφ ¢KŜ /λŭè l·Ŏ⌉y2øfŜŘƎŜă ŭKŜℕŜ Y˘l·è ōŜ ă2Y˘Ŝ ăY˘l·ff ŎKl·yƎŜ λy˘ŭKŜăŜ Ŏ2ăŭă ŘdzŜ ŭ2 l·Ř2dzăŭY˘Ŝyŭă λy˘ŭKŜ Ŏ2dzℕăŜ ℕ2dzŭŜƨ ŜŭŎφ

5λăŎdzăăλ2y˘

!LJLJfλŎl·yŭ 5Ŝŭl·λfă

9yŭλŭè bl·YŜ	¢KŜ wŜŭdzℕyŜŘ l·yŘ {ŜℕØλŎŜă [Ŝl·ƎdzŜ 2Ŧ !dzăŭℕI·fλI· ² ! LyŎφ
9yŭλŭè ¢èLJŜ	hŭKŜℕ LyŎ2ℕLJ2ℕI·ŭŜŘ 9yŭλŭè
! . b	рф нсо мтн муп
! . b ăŭl·ŭdză	!ŎŭλØŜ
!¢h 9yŘ2ℕăŜŘ /Kl·ℕλŭè ŭèLJŜ	/Kl·ℕλŭèƨ tdzōfλŎ .ŜyŜØ2fŜyŭ Lyãŭλŭdzŭλ2yƨ 9yŘ2ℕăŜŘ l·ă l· 5ŜŘdzŎŭλōfŜ DλŦŭ wŜŎλLJλŜyŭ ó5Dwú

tℕ2?ŜŎŭ 5Ŝŭl·λfă

tℕ2?ŜŎŭ ŭλŭfŜ	! b½! / 5l·è /2Y˘Y˘ŜY˘2ℕI·ŭλ2yã нлнм
tℕ2?ŜŎŭ Řl·ŭŜ	нп ƻ нр !LJℕλf нлнм

¢2ŭl·f l·Y˜2dzyŭ ℕŜljdzŜăŭŜŘ	¢KŜ w{[Kl·ă ℕŜljdzŜăŭŜŘ ŭKŜ Ŧ2ff2ǿλyƎ ădzLJLJ2ℕŭ Ŧℕ2Y˜ ŭKŜ /λŭè 2Ŧ tŜℕŭKΦ {dzLJLJ2ℕŭ ŭ2 ŭKŜ ØI·fdzŜ 2Ŧ Рммо∑фот¢сл óŜÈ D{¢ŭΣ Ŏ2Y˜LJℕλăλyƎY • ! ŎI·ăK Ř2yl·ŭλ2y˜2Ŧ Рср∑ллл ŭ2 Ŏ2ØŜℕ ŭℕI·ŦŦλŎ Y˜I·yl·∃ŜY˜Ŝyŭ Ŏ2ăŭă 2Ŧ ŭKŜ ŜØŜyŭT • ! ŎI·ăK Ř2yl·ŭλ2y˜2Ŧ Рп∑рлл ŭ2ǿI·ℕŘă ŭKŜ Ŏ2ăŭ 2Ŧ ŭKŜ ăI·fdzŭλyƎ ŘI·λăκăŭI·∃λyƎ λy˜{ŭ DŜ2ℕƎŜă ¢ŜℕℕI·ŎŜ ℕŜljdzλℕŜŘ Ŧ2ℕ !yÎI·Ŏ 5I·è tI·ℕI·ŘŜT I·yŘ • Lyπ˥λyŘ ădzLJLJ2ℕŭ ŭ2ǿI·ℕŘă ŭKŜ /λŭè℠ă ŦŜŜă I·yŘ ŎKI·ℕƎŜă I·ăă2ŎλI·ŭŜŘ ǿλŭK ŭKŜ ŜØŜyŭΣ ǿKλŎK KI·ØŜ ōŜŜy˜ŜăŭλY˜I·ŭŜŘ I·ŭ I· ŭ2ŭI·f ØI·fdzŜ 2Ŧ Рпп∑пот¢сл¢
wŜŎ2Y˜Y˜ŜyŘI·ŭλ2y˜	**!LJLJℕ2ØŜ**
wŜŎ2Y˜Y˜ŜyŘI·ŭλ2y˜I·Y˜2dzyŭ	Рмллσттт¢сл óŜÈ D{¢ŭΣ Ŏ2Y˜LJℕλăλyƎY • ! ŎI·ăK Ř2yl·ŭλ2y˜2Ŧ Ррсσопм ŭ2ǿI·ℕŘă ŭKŜ ŭℕI·ŦŦλŎ Y˜I·yl·∃ŜY˜Ŝyŭ I·yŘ ăŭI·∃λyƎ Ŏ2ăŭă 2Ŧ ŭKŜ ŜØŜyŭT • Lyπ˥λyŘ ădzLJLJ2ℕŭ ŭ2ǿI·ℕŘă ŭKŜ /λŭè ăŜℕØλŎŜ ŦŜŜă I·yŘ ŎKI·ℕƎŜă I·ăă2ŎλI·ŭŜŘ ǿλŭK ŭKŜ ŜØŜyŭΣ ØI·fdzŜŘ I·ŭ Рпп∑пос¢сл¢

tℕŜØλ2dză {dzLJLJ2ℕŭ I·yŘ !ŎljdzλŭŭI·fă ópπèŜI·ℕ LJŜℕλ2Řú

¸ŜI·ℕ	!Y˜2dzyŭ	tℕ2ℓŜŎŭ
нлмрπмс	Рст∑усу	!b½!/5I·è /2Y˜Y˜ŜY˜2ℕI·ŭλ2yã
нлмсπмт	Рср∑ллл	!b½!/5I·è /2Y˜Y˜ŜY˜2ℕI·ŭλ2yã
нлмтπму	Рун∑ссс	!b½!/5I·è /2Y˜Y˜ŜY˜2ℕI·ŭλ2yã
нлмуπмф	Рфр∑рсс	Руо∑ллл π !b½!/5I·è /2Y˜Y˜ŜY˜2ℕI·ŭλ2yã Рмн∑рсс ς !ℕY˜λăŭλŎŜ 5I·è ó/ŜyŭŜyl·ℕèú
нлмфπнл	Рл	!b½!/5I·è /2Y˜Y˜ŜY˜2ℕI·ŭλ2yã нлнл ς 9ØŜyŭ ŎI·yŎŜffŜŘ ŘdzŜ ŭ2 /h±L5πмф ℕŜăŭℕλŎŭλ2yã¢ Рур∑ллл ó/I·ăK 52yl·ŭλ2y˜2Ŧ Рофσooy ŜÈŎ¢ D{¢ I·yŘ λyπ˥λyŘ ădzLJLJ2ℕŭ ŭ2 ŭKŜ ØI·fdzŜ 2Ŧ Рпрσссн ŜÈŎ¢ D{¢ŭ 2ℕλƎλyl·ffè I·LJLJℕ2ØŜŘ ōè /2dzyŎλf¢
¢h¢![	**Рммσмлл**	

wŜŎ2Ǝyλŭλ2y˜

y¢ ¢KŜ I·LJLJfλŎI·yŭ ǿλff LJℕ2ØλŘŜ ŭKŜ Ŧ2ff2ǿλyƎ 2LJLJ2ℕŭdzyλŭλŜă Ŧ2ℕ I·Ŏ˥y2ǿfŜŘƎŜY˜Ŝyŭ 2Ŧ ŭKŜ /λŭè℠ă ădzLJLJ2ℕŭY

I·¢ [2Ǝ2 ℕŜŎ2Ǝyλŭλ2y˜2y˜LJI·λŘ I·ŘØŜℕŭλăλyƎ Ŧ2ℕ !b½!/5I·èT

ō¢ !Ŏ˥y2ǿfŜŘƎŜY˜Ŝyŭ 2y˜w{[² ! ǿŜōăλŭŜ Ŧ2ℕ !b½!/5I·èT

Ŏφ !ℕűλŏfŜă I·Ŏ˥y2øfŜŘƎλyƎ /λűè 2Ŧ tŜℕűKΩă ădzLJLJ2ℕű λy˜űKŜ w{[² ! LJdzōfλŏI·űλ2y˜ψ¢KŜ [λăűŜyλyƎ t2ăűΩ øKλŏK KI·ă I· ŏλℕŏdzfI·űλ2y˜2Ŧ нрΣллл Ŧ2ℕ !b½! / 5I·èŤ

Řφ [2∃2 LJfI·ŏŜY˜Ŝyű I·yŘ I·Ŏ˥y2øfŜŘƎŜY˜Ŝyű λy˜űKŜ !b½! / 5I·è {ŜℕØλŏŜ tℕ2ƎℕI·Y˜ Ŧ2ℕ !b½! / 5I·èŤ

Ŝφ !y˜2ŦŦλŏλI·f λyØλűŜ ű2 fI·è I· øℕŜI·űK I·ű űKŜ 5I·øy˜{ŜℕØλŏŜ Ŧ2ℕ !b½! / 5I·èŤ I·yŘ

Ŧφ ! ±Lt λyØλűŜ ű2 űKŜ 5I·øy˜{ŜℕØλŏŜΣ a I·ℕŏK I·yŘ /2Y˜Y˜ŜY˜2ℕI·űλØŜ {ŜℕØλŏŜ Ŧ2ℕ !b½! / 5I·èφ

{ű˥˥ŜK2fŘŜℕ 9yƎI·ƎŜY˜Ŝyű

фφ LyűŜℕyI·f fλI·λă2y˜øλűK !ŏűλØλűè !LJLJℕ2ØI·fă² I·ăűŜΣ /dzăű2Y˜Ŝℕ 9ÈLJŜℕλŜyŏŜ I·yŘ /λűè 2Ŧ tŜℕűK tI·ℕ˥λyƎφ

5Ŝŏλăλ2y˜LY˜LJfλŏI·űλ2yã

млφ ¢KŜ !b½! / 5I·è /2Y˜Y˜ŜY˜2ℕI·űλ2yã KI·ØŜ I· f2yƎ Kλăű2ℕè λy˜űKŜ /λűè 2Ŧ tŜℕűK I·yŘ KI·ØŜ I· KλƎK fŜØŜf 2Ŧ λY˜LJ2ℕűI·yŏŜ I·yŘ ăλƎyλŦλŏI·yŏŜ ű2 űKŜ Ŏ2Y˜Ydzyλűèφ ¢KŜ Ř2y˥·űλ2y˜λă LJKλfI·yűKℕ2LJλŏ λy˜y˥·ůdzℕŜ I·yŘ űKŜ w{[λă ℕŜfλI·yű 2y˜űKŜ Ř2y˥·űλ2y˜ű2 ōŜ I·ōfŜ ű2 ŘŜfλØŜℕ űKŜ ŜØŜyűφ

ммφ ¢KŜ /λűèΩă ădzLJLJ2ℕű øλff Ŝyădzℕ˜Ŝ Ŏ2yűλydzŜŘ ŘŜfλØŜℕè 2Ŧ I· KλƎK IjdzI·fλűè I·yŘ ăI·ŦŜ ŜØŜyű űKI·ű ℕŜŦfŜŏűă Ŏ2Y˜Ydzyλűè ŜÈLJŜŏűI·űλ2yãφ

мнφ ¢KŜ I·LJLJfλŏI·yű øλff ōŜ ℕŜIjdzλℕŜŘ ű2 ŜyűŜℕ λyű2 I· ăűI·yŘI·ℕŘΣ øℕλűűŜy˜ŦdzyŘλyƎ Ŏ2yűℕI·ŏű øλűK űKŜ /λűè 2Ŧ tŜℕűK øKλŏK λyŏfdzŘŜă űŜℕY˜ă I·yŘ Ŏ2yŘλűλ2yã LJŜℕűI·λyλyƎ ű2 űKŜ I·LJLJℕ2ØŜŘ ŦdzyŘλyƎφ /fI·dzăŜ млφн π 9ØŜyű /I·yŏŜffI·űλ2yΣ Y˜I·˥Ŝă LJℕ2Øλăλ2y˜Ŧ2ℕ űKŜ /λűè ű2 ōŜ ℕŜŦdzyŘŜŘ I·yè LJI·ℕű 2Ŧ űKŜ ŦdzyŘă űKI·ű KI·ØŜ I·fℕŜI·Řè ōŜŜy˜ LJI·λŘφ Ly˜I·ŘŘλűλ2yΣ űKŜ /λűè Y˜I·èΣ I·ű λűă ă2fŜ ŘλăŏℕŜűλ2yΣ I·ff2ø űKŜ hℕƎI·yăŜℕ ű2 ℕŜűI·λy˜I·yè LJI·ℕű 2Ŧ űKŜ ŦdzyŘă űKI·ű KI·ØŜ I·fℕŜI·Řè ōŜŜy˜ LJI·λŘφ ¢Kλă Yλűλ∃I·űŜă űKŜ ŦλyI·yŏλI·f ℕăą I·ăăŏλI·űŜŘ øλűK I· LJ2ăăλōfŜ ŜØŜyű ŏI·yŏŜffI·űλ2y˜RdzŜ ű2 /h±L5πмφ ℕŜăűℕλŏűλ2yã øKλŏK YI·è ōŜ λY˜LJ2ăŜŘ ōè D2ØŜℕyY˜Ŝyűφ

/2Y˜Y˜Ŝyűă

мoφ ¢KŜ Ŏ2ăűă 2Ŧ ăűI·ƎλyƎ űKŜ ŜØŜyű KI·ØŜ λyŏℕŜI·ăŜŘ λy˜ℕŜŏŜyű èŜI·ℕăφ Ly˜нлмт űℕI·ŦŦλŏ YI·yI·ƎŜY˜Ŝyű Ŏ2ăűă Ŧ2ℕ űKŜ ŜØŜyű Ř2dzōfŜŘ Ŧℕ2Y˜ ΡолΣллл ű2 ΡслΣллл ŘdzŜ ű2 ℕŜIjdzλℕŜY˜Ŝyűă Ŧ2ℕ K2ăűλfŜ ØŜKλŏfŜ YI·yI·ƎŜY˜Ŝyűφ

мпφ ¢KŜ ŜØŜyű 2ℕƎI·yλăŜℕă KI·ØŜ Ŏ2yŦλℕY˜ŜŘ űKŜλℕ нлнм Ŏ2ăűă KI·ØŜ λyŏℕŜI·ăŜŘ ăλƎyλŦλŏI·yűfè ŘdzŜ ű2 /h±L5πмφ I·yŘ Ŝyădzℕλy˜Ŝ űKŜ ŜØŜyű λă Ŏ2Y˜LJfλI·yű øλűK űKŜ {ű˥·űŜΩă KŜI·fűK I·yŘ ăI·ŦŜűè ℕŜIjdzλℕŜY˜Ŝyűăφ

мрφ ¢KŜ /λűè 2Ŧ tŜℕűK KI·ă I·y˜I·yyűdzI·f I·ØI·λfI·ōfŜ ōdzŘƎŜű 2Ŧ ΡурΣллл Ŧ2ℕ Ř2y˥·űλ2yã I·yŘ űKŜ ű2ű˥·fλűè 2Ŧ űKλă I·Y˜2dzyű KI·ă ōŜŜy˜ℕŜŏ2Y˜Y˜ŜyŘŜŘ ű2 ădzLJLJ2ℕű űKŜ I·LJLJfλŏI·yűΣ LJfdză I·y˜I·ŘŘλűλ2y˥·f øI·λØŜℕ 2Ŧ Ρмрτττφсл ű2 ōℕλyƎ űKŜ ű2ű˥·f ℕŜŏ2Y˜Y˜ŜyŘŜŘ Ř2y˥·űλ2y˜ű2 Ρмллτττφслφ

{űℕI·ű˥ŜƎλŏΣ [ŜƎI·f I·yŘ t2fλŏè LY˜LJfλŏI·űλ2yã

{űℕI·ű˥ŜƎλŏ	
{űℕI·ű˥ŜƎλŏ /2Y˜Ydzyλűè tfI·y˜ !ăLJλℕI·űλ2yŸ	tŜ2LJfŜ

	! ăl·ŦŜΣ l·ŐŭλØl·ŭŜŘ l·yŘ ØŜfŐ2Y˜λyƎ Ŏλŭè ŭKl·ŭ ŐŜfŜōℕl·ŭŜă λŭă ŘλØŜℕăλŭè l·yŘ ăŜyãŜ 2Ŧ Ŏ2Y˜Y˜dzyλŭèΣ LJℕ2ØλŘλyƎ dzyλIjdzŜ ŜŘdzŐl·ŭλ2yl·fΣ Ŏdzfŭ˜dzℕl·fΣ ăLJ2ℕŭλyƎ l·yŘ fλŦŜăŭèfŜ 2ŦŦŜℕλyƎăφ tℕ2ăLJŜℕλŭè ! Ŏλŭè ØλŭK l· ŘλØŜℕăŜ l·yŘ ℕŜăλfλŜyŭ ŜŐ2y2Y˜è Ŏl·LJλŭl·fλăλyƎ dzLJ2y˜λŭă dzyλIjdzŜ Ŏ2Y˜LJŜŭλŭλØŜ l·ŘØl·yŭl·ƎŜă l·yŘ ŐℕŜl·ŭλØŜ ℕŜLJdzŭl·ŭλ2yΣ l·ŭŭℕl·ŐŭλyƎ ădzăŭl·λyl·ōfŜ λyØŜăŭY˜Ŝyŭ λy˜ŜŘdzŐl·ŭλ2yΣ ŭ2dzℕăY˜Σ ŜyŭŜℕŭl·λyY˜Ŝyŭ˜Σ Ŏ2Y˜Y˜ŜℕŐŜΣ ŭŜŐKy2f2Ǝè l·yŘ ŭℕl·ŘŜφ
{ŭℕl·ŭŜƎλŐ /2Y˜Y˜dzyλŭè tfl·y˜ hō2ŜŐŭλØŜY	мφc ¢KℕλØλyƎ l·yŘ ădzăŭl·λyl·ōfŜ Ŏdzfŭ˜dzℕl·fΣ l·ℕŭλăŭλŐ l·yŘ KŜℕλŭl·ƎŜ λyŘdzăŭℕλŜăΣ l·ŐŭλØλŭλŜă l·yŘ ŜØŜyŭă ŭKl·ŭ ŜyŐ2dzℕl·ƎŜ f2Ŏl·fă l·yŘ Øλăλŭ2ℕă ŭ2 Ŏ2Y˜Ŝ ōl·Ŏ] Ŧ2ℕ Y˜2ℕŜφ πφy LŐ2yλŐ ăλƎyl·ŭdzℕŜ ŜØŜyŭă LJ2ăλŭλ2yŜŘ ăŭℕl·ŭŜƎλŐl·ffè ŭ2 ŐℕŜl·ŭŜ Øλōℕl·yŐè ŭKl·ŭ l·ŭŭℕl·Ŏŭă λyŭℕl·ăŭl·ŭŜΣ λyŭŜℕăŭl·ŭŜ l·yŘ λyŭŜℕyl·ŭλ2yl·f Øλăλŭ2ℕăφ
LăădzŜ {LJŜŐλŦλŐ {ŭℕl·ŭŜƎλŜă l·yŘ tfl·yãY	/h±L5πмф 9Ŏ2y2Y˜λŐ wŜō2dzyŘ {ŭℕl·ŭŜƎè cφн wŜπλyØŜyŭ l·yŘ wŜØλØŜΣ ¢l·ōfŜ п

[ŜƎl·f l·yŘ t2fλŐè	
[ŜƎλăfl·ŭλ2yY	b2ŭ l·LJLJfλŐl·ōfŜ
[ŜƎl·f l·ŘØλŐŜY	b2ŭ l·LJLJfλŐl·ōfŜ
t2fλŐè	муφмп π 52yl·ŭλ2yã ¢KŜ LJ2fλŐè ŘλℕŜŐŭă ŭKl·ŭ ŭKŜℕŜ ōŜ l· Ŏ2yãλăŭŜyŭ l·yŘ ŭℕl·yãLJl·ℕŜyŭ l·ăăŜăăY˜Ŝyŭ LJℕ2ŐŜăă l·yŘ ŐℕλŭŜℕλl· ŭ2 ƎdzλŘŜ ℕŜŐ2Y˜Y˜ŜyŘl·ŭλ2yã ŭ2 /2dzyŐλfφ !y˜ŜfλƎλōλfλŭè ŐKŜŐ] Kl·ă ōŜŜy˜Ŏ2yŘdzŐŭŜŘ 2y˜ŭKλă l·LJLJfλŐl·ŭλ2y˜ŭ2 ŜyãdzℕŜ λŭ λă Ŏ2Y˜LJfλl·yŭ øλŭK ŭKŜ t2fλŐè l·yŘ ŭKŜ ySŐŜăăl·ℕè l·ăăŜăăY˜Ŝyŭ LJℕ2ŐŜăă Kl·ă ōŜŜy˜Ŧ2ff2øŜŘφ ¢KŜ 52yl·ŭλ2yã t2fλŐè муφмп λă ŐdzℕℕŜyŭfè dzyŘŜℕ ℕŜØλŜø l·yŘ λă ŘdzŜ ŭ2 ōŜ LJℕŜăŜyŭŜŘ l·ŭ ŭKŜ hℕŘλyl·ℕè /2dzyŐλf aŜŜŭλyƎ ŘdzŜ ŭ2 ōŜ KŜfŘ 2y˜ол a l·ℕŐK нлнмΣ øλŭK ŭKŜ ℕŜŐ2Y˜Y˜ŜyŘl·ŭλ2y˜ŭKl·ŭ ŭKŜ ŭ2ŭl·f Ŏl·y˜LJ2ŭŜyŭλl·ffè λyŐfdzŘŜ l·y˜λyπ]λyŘ Ŏ2Y˜LJ2yŜyŭφ

Cλyl·yŐλl·f LY˜LJfλŐl·ŭλ2yã

¢KŜ ŦλyI·yŐλl·f λY˜LJfλŐl·ŭλ2yã 2Ŧ ŭKŜ ℕŜŐ2Y˜Y˜ŜyŘl·ŭλ2yõaŭ l·ℕŜ l·ŐŐ2Y˜Y˜2Řl·ŭŜŘ øλŭKλy˜ŭKŜ ŜÈλăŭλyƎ ōdzŘƎŜŭφ

!ŐŐ2dzyŭ bdzY˜ōŜℕ	мофрулотлллллтфлм	hLJŜℕl·ŭλyƎ
!ŐŐ2dzyŭ 5ŜăŐℕλLJŭλ2y˜	52yl·ŭλ2yã	
¢2ŭl·f .dzŘƎŜŭ	ÞурΣллл ólJfdză l·ŘŘλŭλ2yl·f RλăŐℕŜŭλ2yl·ℕè ŦŜŜ øl·λØŜℕăŭ	
.dzŘƎŜŭ ç ¢KλăℕŜLJ2ℕŭ	ÞмллΣтттφсл	
wŜY˜l·λyλyƎ .dzŘƎŜŭ	Þл	

.dzŘƎŜǘ LƴLJl·Ŏǘ	¢KŜ ǘƧǘl·f ƧŦ ǘKŜ /ƛǘèΩă ădzLJLJƧŃǘ ƛă Ǿl·fdzŜŘ l·ǘ ÞмллΣтттφсл l·yŘ ƛă l·ŎŎƧƴƴƧŘl·ǘŜŘ ǿƛǘKƛyŜŜƛăǘƛyƎ l·LJLJŃƧǾŜŘ ōdzŘƎŜǘφ bƧǘŜ ǘKŜ ōŃŜl·ʅŘƧǿƴŦƧŃ ŃŜŎƧƴƴŜyŘl·ǘƛƧƴƛăƴ • /l·ăK ŘƧyl·ǘƛƧƴǘƧ ǘKŜ Ǿl·fdzŜ ƧŦ ÞрсΣопм • LƴπʅƛyŘ ădzLJLJƧŃǘ ǘƧ ǘKŜ Ǿl·fdzŜ ƧŦ ÞнуΣсрф • CŜŜ ǿl·ƛǾŜŃ ŦƧŃ ǘKŜ /t t ƧLJŜyπl·ƛŃ Ŏl·Ń LJl·ŃʅăΣ Ǿl·fdzŜŘ l·ǘ ÞмрΣтттφсл

wŜfŜǾl·yǘ 5ƧŎdzƴŜyǘă

bƧǘ l·LJLJfƛŎl·ōfŜφ

CdzŃǘKŜŃ ƛyŦƧŃƴl·ǘƛƧƴ

bƧǘ l·LJLJfƛŎl·ōfŜφ

ψ a ŜŘƛI· .ƵƵʅƛyƎΣ .dzѐƛyƎ I·yŘ tfI·yƴƴƛyƎ ς 9 · a ллллпсΩ ƛă LJꞮŜăŜyűŜŘ dzyŘŜꞮ LűŜƴ мт I·ă ƛű ŎƵyűI·ƛyã ŎƵyŦƛŘŜyűƛI·f I·űűI·ŎKƴŜyűă

ψ{l·ŦŜ bƛƎKǘ {LJl·ŎŜăΩ ƛă LJꞮŜăŜyǘŜŘ dzyŘŜꞮ LǘŜƴ мт l·ă ƛǘ ŎƵyǘl·ƛyã ŎƵyŦƛŘŜyǘƛl·f l·ǘǘl·ŎKƴŜyǘă

мо⌽ LyŦŃl·ăűŃdzŎűdzŃŜ l·yŘ hLJŜŃl·űλƻyã !ffλl·yŎŜ wŜLJƻŃűă

13.1 /λűè ƻŦ tŜŃűK ² l·ăűŜ tfl·y

wŜăLJƻyãλōfŜ hŦŦλŎŜŃ	aλʅŜ CƻfŜèΣ !ŎűλyƎ DŜyŜŃl·f a l·yl·∃ŜŃ LyŦŃl·ăűŃdzŎűdzŃŜ l·yŘ hLJŜŃl·űλƻyã
±ƻűλyƎ wŜljdzλŃŜYŜyű	{λYLJfŜ a l·ƨƻŃλűè
!űűl·ŎKYŜyűă	!űűl·ŎKYŜyű мо⌽м! ς /λűè ƻŦ tŜŃűK ² l·ăűŜ tfl·y{dzYYl·Ńè !űűl·ŎKYŜyű мо⌽м. ς /λűè ƻŦ tŜŃűK {ŜfŦπ!ăăŜăăYŜyű /KŜŎʅfλăű !űűl·ŎKYŜyű мо⌽м/ ς /λűè ƻŦ tŜŃűK ² l·ăűŜ tfl·yπ Ŧdzff !űűl·ŎKYŜyű мо⌽м5 π 5 ² 9w DdzλŘl·yŎŜ ŘƻŎdzYŜyű ² l·ăűŜ tfl·yã !űűl·ŎKYŜyű мо⌽м9 π ² l·ăűŜ !ØƻλŘl·yŎŜ l·yŘ wŜăƻdzŃŎŜ wŜŎƻØŜŃè {űŃl·űŜ∃è нлол ót l·∃Ŝ мπппύ

tdzŃLJƻăŜ

¢KŜ LJdzŃLJƻăŜ ƻŦ űKλă ŃŜLJƻŃű λă űƻ ăŜŜʅ /ƻdzyŎλf ŜyŘƻŃăŜYŜyű ŦƻŃ űKŜ ŘŃl·Ŧű /λűè ƻŦ tŜŃűK ² l·ăűŜ tfl·y űƻ ōŜ ădzōYλűűŜŘ űƻ űKŜ 5ŜLJl·ŃűYŜyű ƻŦ ² l·űŜŃ ϑ 9yØλŃƻyYŜyűl·f wŜ∃dzfl·űλƻy ó5 ² 9wύ ŦƻŃ l·LJLJŃƻØl·f l·yŘ űKŜy űKŜ ădzōăŜljdzŜyű λYLJfŜYŜyűl·űλƻy ōè űKŜ /λűè ƻŦ tŜŃűK⌽

wŜŎƻYYŜyŘl·űλƻy

¢Kl·ű /ƻdzyŎλfY

м⌽ 9b5hw{9 űKŜ 5Ńl·Ŧű /λűè ƻŦ tŜŃűK ² l·ăűŜ tfl·y ó!LJLJŜyŘλÈ /ύ

н⌽ !¦¢l hwL{9 űKŜ /KλŜŦ 9ÈŜŎdzűλØŜ hŦŦλŎŜŃ űƻ ŃŜfŜl·ăŜ űKŜ /λűè ƻŦ tŜŃűK ² l·ăűŜ tfl·y űƻ űKŜ 5ŜLJl·ŃűYŜyű ƻŦ ² l·űŜŃ ϑ 9yØλŃƻyYŜyűl·f wŜ∃dzfl·űλƻy ōè űƻ ом a l·ŃŎK нлнм ōè ŃŜØλŜøλyƎ l·yŘ ăλƎyλyƎ űKŜ {ŜfŦπ!ăăŜăăYŜyű /KŜŎʅfλăű ó!űűl·ŎKYŜyű мо⌽м.ύ⌽

.l·Ŏ⌊Ǝ₦2dzyŘ

мφ Ly˙ нлнлΣ ŭKŜ /KλŜŦ 9ÈŜŎdzŭλØŜ hŦŦλŎŜ₦ 2Ŧ ŭKŜ 5ŜLJl·₦ŭYˆŜyŭ 2Ŧ ² l·ŭŜ₦ ɜ 9yØλ₦2yYˆŜyŭl·f wŜƎdzfl·ŭλ2y˙ó5 ² 9wú ŜÈŜ₦ŎλăŜŘ LJ2øŜ₦ă dzyŘŜ₦ ăŜŎŭλ2y˙ плóпú 2Ŧ ŭKŜ *Waste Avoidance and Resource Recovery Act 2007* ó ² !ww !ŐŭúΣ ōè ø₦λŭŭŜy˙y2ŭλŎŜ ó/9h y2ŭλŎŜúΣ ŭ2 ₦Ŝljdzλ₦Ŝ l·ff f2Ŏl·f Ǝ2ØŜ₦yYˆŜyŭă l·yŘ ₦ŜƎλ2yl·f Ŏ2dzyŎλfă ŭ2 ŘŜØŜf2LJ l· ² l·ăŭŜ tfl·y˙ dzăλyƎ l· LJ₦ŜăŎ₦λōŜŘ ŘλƎλŭl·f ŭŜYˆLJfl·ŭŜφ ¢KŜ LJdz₦LJ2ăŜ 2Ŧ ŭKŜ ² l·ăŭŜ tfl·y˙ λă ŭ2 ŘŜYˆ2yăŭ₦l·ŭŜ λyŭλl·ŭλØŜă ŭKl·ŭ øλff Ŝyl·ōfŜ ¢KŜ /λŭè 2Ŧ tŜ₦ŭK ó¢KŜ /λŭèú ŭ2 l·ŎKλŜØŜ λŭă ŘλØŜ₦ăλ2yΣ ₦ŜŎ2ØŜ₦è l·yŘ l·Ø2λŘl·yŎŜ ŭl·₦ƎŜŭă λŘŜyŭλŦλŜŘ λy˙ ŭKŜ {ŭl·ŭŜ ² l·ăŭŜ !Ø2λŘl·yŎŜ l·yŘ wŜă2dz₦ŎŜ wŜŎ2ØŜ₦è {ŭ₦l·ŭŜƎè нлол óŭKŜ ² l·ăŭŜ {ŭ₦l·ŭŜƎèúφ ¢KŜ ² l·ăŭŜ tfl·y˙ 2dzŭfλyŜă l·Ŏŭλ2yã ŭ2 Ŧ2₦ ŭKŜ yŜÈŭ ŦØŜ øλŭK l·yŷdzl·f ₦ŜLJ2₦ŭλyƎ ŭ2 5 ² 9wφ !ădzōYˆλăăλ2y˙ŘŜl·ŘfλyŜ 2Ŧ ом a l·₦ŎK нлнм λă λy˙LJfl·ŎŜφ

нφ 5dzŜ ŭ2 ŭKŜ ăλÎŜ l·yŘ Ŏ2YˆLJfŜÈλŭè 2Ŧ ŭKŜ ŘλƎλŭl·f ŭŜYˆLJfl·ŭŜΣ l· ădzYˆYˆl·₦è 2Ŧ ŭKŜ 5₦l·Ŧŭ /λŭè 2Ŧ tŜ₦ŭK ² l·ăŭŜ tfl·y˙ λă LJ₦2ØλŘŜŘ l·ă !ŭŭl·ŎKYˆŜyŭ moφм!φ ¢KŜ 5₦l·Ŧŭ /λŭè 2Ŧ tŜ₦ŭK ² l·ăŭŜ tfl·y˙Ŏl·y˙ōŜ ăŜŜy˙λy˙Ŧdzff l·ă !ŭŭl·ŎKYˆŜyŭ moφм/φ

oφ ¢KŜ 5₦l·Ŧŭ /λŭè 2Ŧ tŜ₦ŭK ² l·ăŭŜ tfl·y˙ øl·ă ădzōYˆλŭŭŜŘ ŭ2 5 ² 9w Ŧ2₦ ₦ŜØλŜø l·yŘ Ŏ2YˆYˆŜyŭ λy˙ !LJ₦λf нлнлφ Ly˙ ₦ŜăLJ2yãŜ ŭ2 ŭKŜ Ŏ2YˆYˆŜyŭă ₦ŜŎŜλØŜŘ ŭKŜ 5₦l·Ŧŭ /λŭè 2Ŧ tŜ₦ŭK ² l·ăŭŜ tfl·y˙ øl·ă l·Ř2dzăŭŜŘ l·yŘ ₦Ŝπădzō YˆλŭŭŜŘ Ŧ2₦ ₦ŜØλŜø l·yŘ Ŏ2YˆYˆŜyŭ λy˙ b2ØŜYˆōŜ₦ нлнлφ 5 ² 9w Kl·ă λyŘλŎl·ŭŜŘ ŭKl·ŭ y2 Ŧdz₦ŭKŜ₦ ŎKl·yƎŜă l·₦Ŝ ₦Ŝljdzλ₦ŜŘ LJ₦λ2₦ ŭ2 ăŜŜ⌊λyƎ /2dzyŎλf ŜyŘ2₦ăŜYˆŜyŭ Ŧ2₦ ŭKŜ 5₦l·Ŧŭ /λŭè 2Ŧ tŜ₦ŭK ² l·ăŭŜ tfl·y˙ l·yŘ ădzōYˆλŭŭλyƎ Ŧ2₦ ŦλYl·f l·LJLJ₦2Ø l·fφ

5λăŎdzăăλ2y˙

пφ /2dzyŎλf ŜyŘ2₦ăŜYˆŜyŭ 2Ŧ ŭKŜ 5₦l·Ŧŭ /λŭè 2Ŧ tŜ₦ŭK ² l·ăŭŜ tfl·y˙λă ₦Ŝljdzλ₦ŜŘ LJ₦λ2₦ ŭ2 ŭKŜ LJfl·y˙ōŜλyƎ ădzōYˆλŭŭŜŘ ŭ2 5 ² 9w Ŧ2₦ ŦλYl·f l·LJLJ₦2Ø l·fφ ¢KŜ /λŭèΩă /KλŜŦ 9ÈŜŎdzŭλØŜ hŦŦλŎŜ₦ λă ₦Ŝljdzλ₦ŜŘ ŭ2 ₦ŜfŜl·ăŜ ŭKŜ ŜyŘ2₦ăŜŘ /λŭè 2Ŧ tŜ₦ŭK ² l·ăŭŜ tfl·yΣ Ŧ2₦ ădzōYˆλăăλ2y˙ ŭ2 5 ² 9w ōè ом a l·₦ŎK нлнм ōè ₦ŜØλŜøλyƎ l·yŘ ăλƎyλyƎ ŭKŜ {ŜfŦπ !ăăŜăăYˆŜyŭ /KŜŎ⌊fλăŭ ó!ŭŭl·ŎKYˆŜyŭ moφм.ŭφ

pφ ¢KŜ ŭŜYˆLJfl·ŭŜ LJ₦ŜăŎ₦λōŜŘ ōè 5 ² 9w λă λyŭŜyŘŜŘ ŭ2 Ŝyădz₦Ŝ ŭKŜ /λŭè 2Ŧ tŜ₦ŭK ² l·ăŭŜ tfl·y˙λă l·fλƎyŜŘ øλŭK ŭKŜ ăŭ₦l·ŭŜƎλŎ Řλ₦ŜŎŭλ2y˙ l·yŘ ŭl·₦ƎŜŭă ŘŜŭl·λfŜŘ λy˙ ŭKŜ ² l·ăŭŜ {ŭ₦l·ŭŜƎè Ŧ2₦Σ ŘλØŜ₦ăλ2y˙ Ŧ₦2Yˆ fl·yŘŦλffΣ λyŎ₦Ŝl·ăŜŘ ₦Ŝă2dz₦ŎŜ ₦ŜŎ2ØŜ₦è l·yŘ øl·ăŭŜ l·Ø2λŘl·yŎŜφ ¢KŜ 5₦l·Ŧŭ /λŭè 2Ŧ tŜ₦ŭK ² l·ăŭŜ tfl·y˙ŘŜŭl·λfă Ŏdz₦₦Ŝyŭ l·yŘ Ŧdzŭdz₦Ŝ /λŭè øl·ăŭŜ Yˆl·yl·ƎŜYˆŜyŭ LJ₦l·ŎŭλŎŜă l·yŘ λyŭλl·ŭλØŜă ŭKl·ŭ øλff Ŝyl·ōfŜ ŭKŜ /λŭè ŭ2 l·ŎKλŜØŜ λŭă ŘλØŜ₦ăλ2yΣ ₦ŜŎ2ØŜ₦è l·yŘ l·Ø2λŘl·yŎŜ ŭl·₦ƎŜŭă λŘŜyŭλŦλŜŘ Ŧ2₦ [2Ŏl·f D2ØŜ₦yYˆŜyŭΣ λy˙ŭKŜ ² l·ăŭŜ !Ø2λŘl·yŎŜ l·yŘ wŜă2dz₦ŎŜ wŜŎ2ØŜ₦è {ŭ₦l·ŭŜƎè нлолφ

cφ ¢KŜ 5₦l·Ŧŭ /λŭè 2Ŧ tŜ₦ŭK ² l·ăŭŜ tfl·y˙Ŏ2yãλăŭă 2Ŧ ŭø2 LJl·₦ŭăY

tl·₦ŭ мY {Ŝ₦ØλŎŜ l·yŘ LJŜ₦Ŧ2₦Yˆl·yŎŜφ ¢Kλă λŘŜyŭλŦλŜă ŭKŜ /λŭèΩă LJŜ₦Ŧ2₦Yˆl·yŎŜ λy˙₦Ŝfl·ŭλ2y˙ŭ2 ŭKŜ ŭK₦ŜŜ 2ō?ŜŎŭλØŜă 2Ŧ ŭKŜ ² l·ăŭŜ {ŭ₦l·ŭŜƎè ó!Ø2λŘΣ wŜŎ2ØŜ₦ l·yŘ t₦2ŭŜŎŭúφ Lŭ l·fă2 λŘŜyŭλŦλŜă Yˆl·?2₦ øl·ăŭŜ Yˆl·yl·ƎŜYˆŜyŭ ŎKl·ffŜyƎŜă Ŧ2₦ ŭKŜ /λŭèΣ λyŎfdzŘλyƎ øl·ăŭŜ ŜŘdzŎl·ŭλ2y˙l·yŘ ₦ŜăLJ2yŘλyƎ ŭ2 adzfŭλπ¦yλŭ 5øŜffλyƎă ó a¦5ăúφ tl·₦ŭ м l·fă2 Ŝăŭl·ōfλăKŜă l·y˙ŜØλŘŜyŎŜ ōl·ăŜ ŭ2 λyŦ2₦Yˆ ŘŜŎλăλ2y˙Yˆl·⌊λyƎ l·yŘ Ŧdzŭdz₦Ŝ ŭl·₦ƎŜŭ ăŜŭŭλyƎφ

! ăλƎyλŦλŎl·yŭ ŎKl·ffŜyƎŜ ŭKŜ /λŭè Ŧl·ŎŜăΣ λă λy˙ŭKŜ ₦ŜLJ2₦ŭλyƎ 2Ŧ l·ŎŎdz₦l·ŭŜ ŘλØŜ₦ăλ2y˙Řl·ŭl· Řdz Ŝ ŭ2 ŭKŜ Kèō₦λŘ yl·ŭdz₦Ŝ 2Ŧ Ŏ2YˆYˆŜ₦ŎλŭŭŜ l·yŘ ₦ŜăλŘŜyŭλl·f Ŏ2ffŜŎŭλ2yã ₦ŜădzŭλyƎ Ŧ₦2Yˆ YˆλÈŜŘ dzăŜ LJ₦2LJŜ₦ŭλŜăφ ¢Kλă λăădz Ŝ λă l·ŘŘ₦ŜăăŜŘ λy˙ŭKŜ 5₦l·Ŧŭ /λŭè 2Ŧ tŜ₦ŭK ² l·ăŭŜ tfl·yΣ LYˆLJfŜYˆŜyŭl·ŭλ2y˙ tfl·y˙ó tl·₦ŭ нúφ

tl·ℕŭ нY˙LY˙LJfŜY˙Ŝyŭl·ŭλ2y˙tfl·yΦ ¢Kλă 2dzŭfλyŜă ŭKŜ l·ŎŭΛ2yã ŭKŜ /λŭè øλfff ŭl·ʼŜ ŭ2 Ŏ2yŭℕλōdzŭŜ ŭ2 ŭKŜ l·ŎKλŜØŜY˙Ŝyŭ 2Ŧ ŭKŜ ² l·ăŭŜ {ŭℕl·ŭŜƎè ŭl·ℕƎŜŭă l·yŘ 2ō?ŜŎŭλØŜăΦ

¢KŜ Yl·λy˙Ŏ2Y˙LJ2yŜyŭă 2Ŧ ŭKŜ 5ℕl·Ŧŭ /λŭè 2Ŧ tŜℕŭK ² l·ăŭŜ tfl·y˙LY˙LJfŜY˙Ŝyŭl·ŭλ2y˙tfl·y˙ŏtl·ℕŭ нŭ λyŎfdzŘŜY

λΦ /2yãλŘŜℕl·ŭλ2y˙2Ŧ l· oπōλy˙ăèăŭŜY˙ ŏLyŎfdzăλØŜ 2Ŧ ChDhŭ Ŧ2ℕ ŦdzŭdzℕŜ ʼŜℕōăλŘŜ Ŏ2ffŜŎŭλ2y˙ăŜℕØλŎŜă

λλΦ ¢KŜ /2yŭl·λyŜℕ 5ŜLJ2ăλŭ {ŎKŜY˙Ŝ ŏ/5{ŭ

λλλΦ LY˙LJℕ2ØŜŘ Řl·ŭl· Ŏ2ffŜŎŭλ2y˙Ŧ2ℕ λffŜƎl·f ŘdzY˙LJλyƎ

λØΦ 5ŜØŜf2LJY˙Ŝyŭ 2Ŧ l· øl·ăŭŜ ŜŘdzŎl·ŭλ2y˙l·yŘ Ŏ2Y˙Ydzyλŏl·ŭλ2yã LJfl·y˙

ØΦ wŜØλŜø 2Ŧ Ŏ2YYdzyλŭè ℕŜŎèŎfλyƎ Kdzōă

ØλΦ {ŭdzŘèκŭℕλl·f ŭ2 ŘŜŭŜℕY˙λyŜ Ŏ2Y˙Y˙ŜℕŎλl·f ØŜℕădză ℕŜăλŘŜyŭλl·f øl·ăŭŜ ƎŜyŜℕl·ŭλ2y˙Ø2fdzY˙Ŝă

¢KŜ Ŏ2ăŭ l·yŘ Ŏ22ℕŘλyl·ŭλ2y˙2Ŧ ŭℕl·yãλŭλ2yλyƎ ŭ2 l· øl·ăŭŜ Ŏ2ffŜŎŭλ2y˙ăŜℕØλŎŜ ŭKl·ŭ λyŎfdzŘŜă C22Ř hℕƎl·yλŎă l·yŘ Dl·ℕŘŜy˙hℕƎl·yλŎă óChDhŭ l·ă l· ăŜLJl·ℕl·ŭŜ Ŏ2ffŜŎŭλ2y˙λă y2ŭ èŜŭ Ŧdzffè ŘŜØŜf2LJŜŘ l·yŘ Ŧ2ℕ ŭKl·ŭ ℕŜl·ă2y˙ŭKŜ l·ŎŭΛ2y˙ ℕŜfl·ŭλyƎ ŭ2 ChDh λă fλY˙λŭŜŘ ŭ2 Ŏ2yãλŘŜℕl·ŭλ2y˙2yfèΦ CdzℕŭKŜℕ λyŦ2ℕY˙l·ŭλ2y˙ℕŜƎl·ℕŘλyƎ ŭKŜ /λŭèΩă 2LJŭλ2yã Ŧ2ℕ λyŭℕ2ŘdzŎλyƎ l· ChDh ăèăŭŜY˙ øλfff ōŜ LJℕ2ØλŘŜŘ λy˙l· ŦdzℕŭKŜℕ ℕŜLJ2ℕŭ ŭ2 /2dzyŎλf λy˙нлнмΦ

{ŭl·ʼŜK2fŘŜℕ 9yƎl·ƎŜY˙Ŝyŭ

тΦ {ŭl·ʼŜK2fŘŜℕ ŜyƎl·ƎŜY˙Ŝyŭ Kl·ă λyŎfdzŘŜŘ ŭKŜ 2yŦƎ2λyƎ Řλl·f2ƎdzŜ øλŭK 5 ² 9w λyØ2fØλyƎ ŭø2 ℕŜØλŜøă 2Ŧ ŭKŜ 5ℕl·Ŧŭ /λŭè 2Ŧ tŜℕŭK ² l·ăŭŜ tfl·y˙ŭ2 ŜyãdzℕŜ λŭ λă l·ŎŎŜLJŭŜŘ ōè 5 ² 9wΦ ¢KŜ 5ŜLJl·ℕŭYŜyŭ Kl·ă ℕŜŎŜλØŜŘ l·yŘ ădzLJLJ2ℕŭă ŭKŜ 5ℕl·Ŧŭ /λŭè 2Ŧ tŜℕŭK ² l·ăŭŜ tfl·yΦ

5ŜŎλăλ2y˙LY˙LJfλŎl·ŭλ2yã

yΦ Cl·λfdzℕŜ ŭ2 Ŏ2Y˙LJfè øλŭK ŭKŜ y2ŭλŎŜ ℕŜljdzλℕλyƎ l· øl·ăŭŜ LJfl·y˙ŭ2 ōŜ λyŎfdzŘŜŘ λy˙ŭKŜ [2ŎI·f D2ØŜℕyY˙Ŝyŭă LJfl·yŷλyƎ dzyŘŜℕ ăŜŎŭλ2y˙плóпú 2Ŧ ŭKŜ ² !ww !ŎŭΣ 2ℕ l· y2ŭλŎŜ λăădzŜŘ ŭ2 ŭKŜ [2ŎI·f D2ØŜℕyY˙Ŝyŭ ŭ2 Y˙2ŘλŦè λŭă øl·ăŭŜ LJfl·y˙dzyŘŜℕ ăŜŎŭλ2y˙пмóмúΣ Yl·è ℕŜădzfŭ λy˙5 ² 9w ăŜℕØλyƎ l· y2ŭλŎŜ λy˙øℕλŭλyƎ ŭ2 ŭKŜ f2ŎI·f ƎØŜℕyY˙Ŝyŭ ŘŜŭl·λfλyƎ ŭKŜ Ŧl·λfdzℕŜ ŭ2 Ŏ2Y˙LJfè λy˙LJℕ2ØλŘλyƎ l· ² l·ăŭŜ tfl·y˙ōè ом a l·ℕŎK нлнмΦ ¦yŘŜℕ ăŜŎŭλ2y˙пнóпú 2Ŧ ŭKŜ ² !ww !ŎŭΣ l·ff Ŏ2ăŭăΣ ŎKl·ℕƎŜă l·yŘ ŜÈLJŜyãŜă λyŎdzℕℕŜŘ ōè ŭKŜ /9h λy˙ŭKŜ ŜÈŜℕŎλăŜ 2Ŧ l·yè LJ2øŜℕă Ŏ2yŦŜℕℕŜŘ ōè ădzōăŜŎŭλ2y˙ómú ŏλyŎfdzŘλyƎ ŭKŜ Ŏ2Y˙LJfŜŭλ2y˙2Ŧ l· ² l·ăŭŜ tfl·y˙2y˙ōŜKl·fŦ 2Ŧ ŭKŜ /λŭè ŘdzŜ ŭ2 ădzōY˙λăăλ2y˙ Ŧl·λfdzℕŜúΣ Yl·è ōŜ ℕŜŎ2ØŜℕŜŘ Ŧℕ2Y˙ ŭKŜ f2ŎI·f Ǝ2ØŜℕyY˙Ŝyŭ l·ă l· ŘŜōŭ ŭ2 ŭKŜ /ℕ2øyΣ 2ℕ Yl·è ōŜ ŘŜŘdzŎŭŜŘ Ŧℕ2Y˙ l·yè Y˙2yŜèă LJl·èl·ōfŜ ōè ŭKŜ /ℕ2øy˙ŭ2 ŭKŜ f2ŎI·f Ǝ2ØŜℕyY˙Ŝyŭ¢ ¢Kλă øλfff ōŜ YλŭλƎl·ŭŜŘ ōè ŭKŜ ŘŜØŜf2LJY˙Ŝyŭ 2Ŧ l· Ŏ2Y˙LJℕŜKŜyãλØŜ ² l·ăŭŜ tfl·y˙ōè ŭKŜ /λŭèΣ ădzōYλŭŭŜŘ ŭ2 5 ² 9w ōè ом a l·ℕŎK нлнмΣ Ŧ2ff2øŜŘ ōè ădzōăŜljdzŜyŭ l·yŷdzl·f ℕŜŭdzℕyã 2Ŧ ŭKŜ l·yŷdzl·ffè dzLJŘl·ŭŜŘ /λŭè 2Ŧ tŜℕŭK ² l·ăŭŜ tfl·y˙ŭKŜℕŜl·ŦŭŜℕΦ

фΦ ¢KŜ /λŭè Kl·ă λŘŜyŭλŦλŜŘ ŭKℕ2dzƎK ŭKŜ 5ℕl·Ŧŭ /λŭè 2Ŧ tŜℕŭK ² l·ăŭŜ tfl·y˙ŭKŜ l·ŎŭΛ2y˙ŭ2 l·ŎŎdzℕl·ŭŜfè ℕŜŎ2ℕŘ l·yŘ ℕŜLJ2ℕŭ /λŭè øl·ăŭŜ Řl·ŭl·Σ λyŎfdzŘλyƎ ŭ2yŷl·ƎŜ 2Ŧ ƎŜyŜℕl·f øl·ăŭŜ ŭ2 fl·yŘŦλff ØŜℕădză ŭ2yŷl·ƎŜ ℕŜŎ2ØŜℕŜŘΦ ¢KŜ ² !ww !Ŏŭ l·yŘ ² l·ăŭŜ !Ø2λŘl·yŎŜ l·yŘ wŜă2dzℕŎŜ wŜŎ2ØŜℕè wŜƎdzfl·ŭλ2yã нллу ó ² !ww wŜƎdzfl·ŭλ2yãú ŘŜŭl·λf ŭKŜ ℕŜljdzλℕŜY˙Ŝyŭă Ŧ2ℕ ŭKŜ /λŭè ŭ2 Yl·ʼŜ l·yŘ f2ŘƎŜ l·yŷdzl·f øl·ăŭŜ Řl·ŭl· ℕŜŭdzℕyã øλŭK 5 ² 9w 2y˙2ℕ ōŜŦ2ℕŜ м hŎŭ2ōŜℕ λy˙Ŝl·ŎK èŜl·ℕΦ ! fλl·ōfŜ LJŜℕă2y˙Ŏ2Y˙Yλŭă l·y˙2ŦŦŜyŎŜ λŦ ŭKŜ LJŜℕă2y˙Ŧl·λfă ŭ2 λyŦ2ℕY˙ 5 ² 9w dzyŘŜℕ ℕŜƎdzfl·ŭλ2y˙мy. óрúΦ tŜyl·ŭè Ŧ2ℕ ădzōπℕŜƎdzfl·ŭλ2y˙λă l· ŦλyŜ 2Ŧ Рмл∑лллΦ ¢Kλă øλfff ōŜ YλŭλƎl·ŭŜŘ ōè Ŏ2Y˙LJfŜŭλ2y˙ 2Ŧ ŭKŜ øl·ăŭŜ Řl·ŭl· l·yŷdzl·f ℕŜŭdzℕy˙ōè ŭKŜ l·LJLJ2λyŭŜŘ 2ŦŦλŎŜℕ LJℕλ2ℕ ŭ2 м hŎŭ2ōŜℕΣ l·ă LJl·ℕŭ 2Ŧ ŭKŜ /λŭè 2Ŧ tŜℕŭK ² l·ăŭŜ tfl·yΦ

{ŭℕl·ŭŜ∃λŎΣ [Ŝ∃l·f l·yŘ t2ŧλŎè LY˝LJŧλŎl·ŭλ2yã

{ŭℕl·ŭŜ∃λŎ	
{ŭℕl·ŭŜ∃λŎ /2Y˝Y˝dzyλŭè tfl·y˝ !ăLJℕl·ŭλ2yŸ	tŜ2LJŧŜ ! ăl·ŦŜΣ l·ŎŭλØl·ŭŜŘΣ l·yŘ øŜfŎ2Y˝λy∃ Ŏλŭè ŭKl·ŭ ŎŜfŜōℕl·ŭŜă λŭă ŘλØŜℕăλŭè l·yŘ ăŜyãŜ 2Ŧ Ŏ2Y˝Y˝dzyλŭèΣ LJℕ2ØλŘλy∃ dzyλIjdzŜ ŜŘdzŎl·ŭλ2yl·fΣ Ŏdzfŭ˝dzℕl·fΣ ăLJ2ℕŭλy∃ l·yŘ fλŦŜăŭèfŜ 2ŦŦŜℕλy∃ăφ tfl·yŜŭ ! Ŏλŭè ŭKl·ŭ ℕŜăLJŜŎŭăΣ LJℕ2ŭŜŎŭăΣ l·yŘ Ŧ2ăŭŜℕă λŭă yl·ŭdzℕl·f ŜyØλℕ2yY˝Ŝy˝ŭΣ ŜY˝ōℕl·ŎŜă ŭKŜ LJℕλyŎλLJfŜă 2Ŧ ădzăŭl·λyl·ōλfλŭèΣ l·yŘ l·Ŏ˥y2øfŜŘ∃Ŝă ŭKŜ λY˝LJl·Ŏŭă 2Ŧ 2dzℕ ŎKl·y∃λy∃ ŎfλY˝l·ŭŜφ tŜℕŦ2ℕY˝l·yŎŜ ! Ŏλŭè fŜŘ ōè l· /2dzyŎλf l·yŘ ădzLJLJ2ℕŭŜŘ ōè l·y˝ l·ŘY˝λyλăŭℕl·ŭλ2y˝ ŭKl·ŭ λă Ŏ2Y˝Y˝λŭŭŜŘ ŭ2 ă2dzyŘ ăŭℕl·ŭŜ∃è l·yŘ ∃2ØŜℕyl·yŎŜΣ ŜÈŎŜftŜyŎŜ λy˝Ŏdzăŭ2Y˝Ŝℕ ăŜℕØλŎŜ l·yŘ ŜŦŦŜŎŭλØŜ l·yŘ ăλyŎŜℕŜ Ŝy∃l·∃ŜY˝Ŝyŭ øλŭK l·ft ăŭl·˥ŜK2fŘŜℕăφ tl·ℕŭyŜℕăKλLJ ! /λŭè ŭKl·ŭ Kl·ă Ŝl·ℕyŜŘ ŭKŜ ℕŜăLJŜŎŭ l·yŘ ădzLJLJ2ℕŭ 2Ŧ ŭKŜ f2Ŏl·f λyŘdzăŭℕè ŭKℕ2dz∃K ăŭℕ2y∃ LJl·ℕŭyŜℕăKλLJă øλŭK ăŭl·ŭŜ ō2ŘλŜăΣ λyŘdzăŭℕè l·yŘ Ŏ2Y˝Y˝dzyλŭè ∃ℕ2dzLJă l·yŘ 2ŭKŜℕ ˥Ŝè ăŭl·˥ŜK2fŘŜℕăφ
{ŭℕl·ŭŜ∃λŎ /2Y˝Y˝dzyλŭè tfl·y˝ hō2ŜŎŭλØŜŸ	мφм {l·ŦŜΣ ŎfŜl·yΣ l·yŘ λyØλŭλy∃ LJdzōfλŎ LJfl·ŎŜă ŭKl·ŭ l·ℕŜ øŜff LJl·ŭℕ2yλăŜŘ l·yŘ Ŝy?2èŜŘ ōè l·ffφ мφн ¢λY˝Ŝfè l·yŘ Ŏ2yŭŜY˝LJ2ℕl·ℕè Ŏ2Y˝Y˝dzyλŭè λyŦℕl·ăŭℕdzŎŭdzℕŜ l·yŘ ăŜℕØλŎŜăφ oφн ! LJŜℕ Ŏl·LJλŭl· ℕŜŘdzŎŭλ2y˝λy˝ŭKŜ Ŏ2yãdzY˝LJŭλ2y˝2Ŧ ŜyŜℕ∃è l·yŘ øl·ŭŜℕ l·yŘ ŭKŜ ∃ŜyŜℕl·ŭλ2y˝2Ŧ øl·ăŭŜ ō2ŭK øλŭKλy˝ŭKŜ Ŏ2ℕLJ2ℕl·ŭλ2y˝l·yŘ ŭKℕ2dz∃K2dzŭ l·ff Ŏλŭè LJℕŜŎλyŎŭăφ oφo ² λŘŜăLJℕŜl·Ř l·ŎŎŜLJŭl·yŎŜ l·yŘ dzŭλŧλăl·ŭλ2y˝2Ŧ ŭKŜ LJℕλyŎλLJfŜă 2Ŧ ŜyØλℕ2yY˝Ŝyŭl·ffè ădzăŭl·λyl·ōfŜ ŘŜăλ∃yφ pφм !y˝λyŭŜ∃ℕl·ŭŜŘ ăŭℕl·ŭŜ∃λŎ Ŧℕl·Y˝Ŝø2ℕ˥ øλŭK ŎfŜl·ℕ fλyŜ 2Ŧ ăλ∃Kŭ ōŜŭøŜŜy˝Ŏ2Y˝Y˝dzyλŭè Øλăλ2y˝l·yŘ 2LJŜℕl·ŭλ2yl·f 2dzŭŎ2Y˝Ŝφ cφн DŜyØdzλyŜ Ŏ2ffl·ō2ℕl·ŭλ2y˝ōŜŭøŜŜy˝ŭKŜ /λŭè l·yŘ {ŭl·ŭŜ 2y˝Y˝l·?2ℕ LJℕ2?ŜŎŭă ŭKl·ŭ l·ŘŘ Ŏ2yãλŘŜℕl·ōfŜ Øl·fdzŜ ŭ2 ŭKŜ Ŏλŭè?ă ŜŎ2y2Y˝λŎΣ ă2Ŏλl·fΣ l·yŘ ŜyØλℕ2yY˝Ŝyŭl·f Ŧl·ōℕλŎφ
LăădzŜ {LJŜŎλŦλŎ {ŭℕl·ŭŜ∃λŜă l·yŘ tfl·yãŸ	/λŭè 2Ŧ tŜℕŭK ² l·ăŭŜ {ŭℕl·ŭŜ∃è нлмпπнлнп ² l·ăŭŜ !Ø2λŘl·yŎŜ l·yŘ wŜă2dzℕŎŜ wŜŎ2ØŜℕè {ŭℕl·ŭŜ∃è нлол

[ŜƎl·f l·yŘ tƨfƛŎè	
[ŜƎƛăfl·ǘƛƨyʔ	{ŜŎǘƛƨyã плΣ пм l·yŘ пн ƨŦ ǘKŜ *Waste Avoidance and Resource Recovery Act 2007* wŜƎdzfl·ǘƛƨy мy.óрú ƨŦ ǘKŜ *Waste Avoidance and Resource Recovery Regulations 2008* wŜƎdzfl·ǘƛƨy нл ƨŦ ǘKŜ *Waste Avoidance and Resource Recovery Regulations 2008* ¢Kƛă ɴŜƎdzfl·ǘƛƨy ăŜǘă ǘKŜ LJɴŜăŎɴƛōŜŘ ŎƨyǘŜyǘ Ŧƨɴ ǿl·ăǘŜ LJfl·yã ƛy l·ŘŘƛǘƛƨy ǘƨ ǘKƨăŜ ăŜǘ dzyŘŜɴ ăŜŎǘƛƨy плóoú ƨŦ ǘKŜ ² !ww !Ŏǘφ {ŜŎǘƛƨy pφpc ƨŦ ǘKŜ *Local Government Act 1995* ¢KŜ ǿl·ăǘŜ LJfl·yƛă ǘƨ ōŜ ƛyŎfdzŘŜŘ ƛyǘKŜ LJfl·yŦƨɴ ǘKŜ ŦdzǘdzɴŜ Yl·ŘŜ dzyŘŜɴ ǘKƛă ăŜŎǘƛƨyφ
[ŜƎl·f l·ŘǾƛŎŜY	bƨǘ !LJLJfƛŎl·ōfŜ
tƨfƛŎè	/ƨYYdzyƛǘè ² l·ăǘŜ {ŜɴǾƛŎŜă tƨfƛŎè

CƛyI·yŎƛl·f LYLJfƛŎl·ǘƛƨyã

¢KŜ ŦƛyI·yŎƛl·f ƛYLJfƛŎl·ǘƛƨyã ƨŦ ǘKŜ ɴŜŎƨYYŜyŘl·ǘƛƨyóăú l·ɴŜ l·ŎŎƨYYƨŘl·ǘŜŘ ǿƛǘKƛyǘKŜ ŜÈƛăǘƛyƎ ōdzŘƎŜǘφ

!ŎŎƨdzyǘ bdzYōŜɴ	ht9w!¢Lhb{ нлнлкнм	ht9·к/!t9·
!ŎŎƨdzyǘ 5ŜăŎɴƛLJǘƛƨy	hLJŜɴl·ǘƛƨyã нлнлкнм ht9· ǿl·ăǘŜ ăŜɴǾƛŎŜ ōdzŘƎŜǘ LJɴƨǾƛŘŜă ÞотΣсто Ŧƨɴ ǿl·ăǘŜ ŜŘdzŎl·ǘƛƨy l·yŘ ŦdzɴǘKŜɴ ÞрпΣллл ƛy /!t9· Ŧƨɴ ǘKŜ ƛYLJfŜYŜyǘl·ǘƛƨyƨŦ l·Ŏǘƛƨyã ƛŘŜyǘƛŦƛŜŘ ƛyǘKŜ LYLJfŜYŜyǘl·ǘƛƨy tfl·yφ	
¢ƨǘl·f .dzŘƎŜǘ	ÞфмΣсто	
.dzŘƎŜǘ ς ¢Kƛă ɴŜLJƨɴǘ	Þл	
wŜYl·ƛyƛyƎ .dzŘƎŜǘ	ÞфмΣсто	
.dzŘƎŜǘ LYLJl·Ŏǘ	Þл	

wŜfŜǾl·yǘ 5ƨŎdzYŜyǘă

bƨǘ !LJLJfƛŎl·ōfŜφ

CdzɴǘKŜɴ ƛyŦƨɴYl·ǘƛƨy

bƨǘ !LJLJfƛŎl·ōfŜφ

!¢¢!/la9b¢MOM!

City of Perth

Waste Plan- Summary



Prepared by: Kylie Hughes - *29 January 2021*

EXECUTIVE SUMMARY

This Paper provides a high-level introduction into the Draft City of Perth Waste Plan.

The City is required by the Department of Water and Environmental Regulation (DWER) to develop a Waste Plan to ensure the City's alignment with the strategic direction and targets detailed in the State Government's *Waste Avoidance and Resource Recovery Strategy 2030* (Waste Strategy). The Waste Strategy includes a headline strategy to "implement local government waste plans, which align local government waste planning processes with the Waste Strategy". The Waste Plan is also designed to facilitate the City in meeting the diversion, resource recovery and waste avoidance targets detailed for Local Governments, in the Waste Strategy.

The Draft City of Perth Waste Plan has been developed in a digital template provided by DWER Under section 40(4) of the Waste Avoidance and Resource Recovery Act 2007 (WARR Act), the CEO is required to release the endorsed City of Perth Waste Plan, for submission to DWER by 31 March 2021.

The Draft City of Perth Waste Plan identifies major waste management challenges for the City and establishes an evidence base to inform decision making and target setting in the future. The City's Draft Waste Plan identifies significant waste initiatives and opportunities for the City to increase their waste diversion from landfill, to meet State Waste Strategy targets and provide efficient and effective sustainable waste services.

DWER provided Waste Plan template consists of two parts:

Part 1 – **Service and performance**. This identifies the City's performance in relation to the three objectives of the Waste Strategy (Avoid, Recover and Protect). It also identifies major waste management challenges for the City and establishes the evidence base to inform decision making and target setting in relation to Part 2 - Implementation Plan

A significant challenge the City faces, is the reporting of accurate diversion data due to the hybrid nature of commercial and residential collections resulting from mixed use properties. This information gap is identified in the Draft City of Perth Waste Plan, Part 2 - Implementation Plan).

Part 2 – **Implementation Plan**. This outlines the actions the City will take to contribute to the achievement of the waste strategy targets and objectives over the next 5 years. The actions identified in the Plan cover the prescribed waste management tools. These include waste services, waste infrastructure, policy and procurement, behaviour change and data. The main components of the City's implementation plan include;

I. Consideration of 3-bin system (inclusive of FOGO) for future kerbside collections
II. Container deposit scheme (CDS)
III. Improved data collection for illegal dumping
IV. Development of waste education and communications plan
V. Review of community recycling hubs
VI. Study/trial to determine commercial and residential waste generation volumes (tonnes)

City of Perth Draft Waste Plan Summary

The Information below contains factual information on each section and sub-section of the Waste Plan template.

Text in italics provides a descriptive overview of each section and what is currently in place, information gaps and how the City will address these.

Text in normal font relates directly to information in the Waste Plan template.

PART 1 - SERVICES AND PERFORMANCE

1.0 Introduction

Part 1 establishes the City's waste profile and baseline information in relation to the objectives and targets set out in the State Government's Waste Strategy:

- Avoid - Western Australians generate less waste.
- Recover - Western Australians recover more value and resources from waste.
- Protect - Western Australians protect the environment by managing waste responsibly.

This section, 'Introduction', contains one table with the information above. This section identifies what is to be achieved in Part 1 of the Waste Plan and reinforces the Waste Strategy's definitions of the three headline objectives. The City's actions identified in Part 2 - Implementation Plan assist by contributing to these objectives.

*2.*0 Integrated planning and reporting

All local governments plan for the future through the development of strategic community plans and corporate business plans.

DWER acknowledges that many local governments have overarching policies and plans in place within their organisation that provide strategic direction and address, at a high-level, waste related priorities. This section ensures that the priorities are identified and acknowledged in the Waste Plan.

For the City of Perth this is encapsulated in the City of Perth Strategic Community Plan 2019-2029 and the City of Perth Four-year Corporate Business Plan 2020/21-2023/24.

3.0 Avoid - Western Australians generate less waste

The state's waste generation reduction targets are: (1) by 2025 - Reduce waste generation per capita by 5%, and (2) by 2030 - Reduce waste generation per capita by 10%.
The table below shows the City of Perth's population, households and waste generation and projections in relation to the state targets for 2025 and 2030:

		Actual			Targets	
	2014-15 (baseline)	2015-16	2016-17	2017-18	2024-25	2029-30
Population [1]	20,762	23,065	24,975	27,432	37,210	44,408
Households [1]	9,144	10,350	12,963	12,105	19,584	23,373
Total domestic waste generated[2]	6,587	6,555	8,463	7,994		
Waste generation per capita/year (kg) [2]	317.262	284	339	291	301	286

The information above highlights current waste management information relevant for the City of Perth. The information under the heading 'Actual' is captured via the annual Waste Census returns required to be completed and submitted to DWER annually under the WARR Act 2007. The information under the heading 'Targets' has been extrapolated from the Waste Census and population and household data is forecast from the Western Australian Tomorrow Population Report. This data has been pre-filled by DWER The City has reviewed this data to ensure it is accurate. The targets therefore identified in 2024-25 indicate the City is to introduce actions (Part 2 – Implementation Plan) that reduce its overall waste per capita to 301kg and 296kg respectively, whilst competing with a growing population.

4.0 Recover - Western Australians recover more value and resources from waste

The table below shows the City of Perth's population, households and recovery rates (reuse, reprocessing or recycling) compared with state averages and targets for 2020, 2025 and 2030:

	2014-15	2015-16	2016-17	2017-18	*2020 target*	*2025 target*	*2030 target*
Population	20,762	23,065	24,975	27,432			
Households	9,144	10,350	12,963	12,105			
Overall recovery (%)	17%	17%	20%	26%	***65%***	***67%***	***70%***
Materials recovery	17%	17%	20%	26%	***>80%***	***>80%***	***>80%***
Energy recovery	0%	0%	0%	0%	***<20%***	***<20%***	***<20%***
Perth metro average	36%	38%	40%	41%			

As per section 3, the information obtained for section 4 is captured via the annual Waste Census, and targets are extrapolated from data previously supplied to DWER. The City's overall recovery is lower than the Perth Metro Average and significantly lower, than the 67% target for 2025. The City's waste generators and housing stock are significantly different to other local authorities, with a higher commercial customer base, number of mixed-use properties and residential Multi-Unit Dwellings (MUDs) with a lesser amount of residential Single-Unit Dwellings (SUDs). To address this issue the Draft City of Perth Waste Plan identifies the need to undertake a study/trial to determine commercial and residential waste generation.

5.0 Protect - Western Australians protect the environment by managing waste responsibly.

Objective 3 of the Waste Strategy is to protect the environment by managing waste responsibly. This section covers better practice guidelines (provided by the Waste Authority), litter and illegal dumping data.

The City places a high priority on maintaining a clean and sanitised public space. To fulfil this requirement the City records litter and illegal dumping hotspots, Hansen Service requests and estimated costs for cleaning. The City is proactive within this space with multiple business units contributing to scheduled litter patrols within high value amenity areas. It also notes there are gaps within in the City's data collection and relevant polices. Part 2 - Implementation Plan identifies the need for a litter strategy and enhanced data capture of illegal dumping incidents.

6.0 Waste management tools

Waste management tools include '6.1 Waste Services', '6.2 Waste Infrastructure', '6.3 Policy and Procurement', '6.4 Behaviour change initiatives' and '6.5 Data'. These are identified in the following points.

6.1 Waste services

The City undertakes general waste, recycling, paper and cardboard, garden organics and food organic collections from different waste generators including residential kerbside and vergeside (bulk waste), commercial, corporate and events.

This section includes a tabulated breakdown of tonnages per waste stream, current overall recovery rate and desired target rate for 2025 and 2030. It also provides information relating to bin audits undertaken for the purpose of informing behaviour change and waste education programs.

6.2 Waste infrastructure

This section aims to identify a municipalities waste infrastructure and its licence conditions.

By definition, the City's waste infrastructure includes two Containers for Change refund points, one in Northbridge at 68A Roe street (RVM) and the other 6A Aberdeen street (depot).

The definition as provided by DWER states major waste infrastructure includes transfer stations, landfill facilities, Waste to Energy plants and compost facilities. Licence conditions imposed by DWER schedule what type of waste, volumes of waste and environmental conditions apply to the site. The refund points are not required to be licenced by DWER. The City is a member of Mindarie Regional Council (MRC) who operate a landfill facility on our behalf. They are required to develop their own Waste Plan.

6.3 Policy and procurement

This section lists the City's current waste contracts, local laws and policies.

The City engages several contractors to assist in its waste collection, recovery and disposal including:

SUEZ

- Side-arm collection of general waste bins in Nedlands and Crawley.
- Material Recovery Facility (MRF) process and recover co-mingle recycling
- Process and recover cardboard
- Green waste generated by City of Perth Parks

WA Return Recycle Renew (WARRL)

- Scheme co-ordinator operating as containers for change

WEST TIP

- Removal and recovery of street + footpath sweepings

In addition to the above the City has strategies and polices in place that support waste management initiatives.

- *Community Waste Services Policy (Under review)*
- *City of Perth Waste Strategy 2014-2024*
- *Thoroughfares and Public Places Local Law.*

It has been identified that City does not currently have a Waste Local Law. The City aims to develop a Waste Local Law, as identified in the Part 2 - Implementation Plan. Section 61 of the WARR Act provides Local Governments with the power to make Local Laws so that it can perform its functions under the WARR Act for the purposes of;

- *the provision and administration of waste services and related matters;*
- *the establishment, provision, use and control of receptacles for the deposit and collection of waste, whether temporary or otherwise;*
- *Enforcement*

6.4 Behaviour change programs and initiatives

Communication and engagement with waste generators and managers underpins many local government waste management activities and are vital in driving behaviour change needed to achieve the objectives and targets of the Waste Strategy.

The tabulated information in section 6.4 of the Draft City of Perth Waste Plan identifies what programs and initiatives are currently in place at the City, including containers for change, use of the WasteSorted tool kit, Waste and Recycling Guide and Verge Collection brochure. The City has identified programs and initiatives that would assist in the City achieving the 'Waste Strategy' targets and objectives. This includes, electronic waste (e-waste) drop off days, development of waste education and communications plan and public space recycling. The development of these have been identified in Part – 2 Implementation Plan.

6.5 Data

The City collects data for all waste streams including landfill and recycling from different waste generators, whilst enabling the City to identify current practices, gaps and strengths.

Under the WARR Act 2007 the City is required to complete annual Waste Census (waste data) return. It is beneficial for the City to ensure its data capture methods and reporting abilities are best practice. This ensures accurate measurement against the targets and objectives.
WasteTrack software has been installed in all waste and cleaning vehicles to enable greater data collection. All tipping dockets and receipts are recorded and cross referenced for each waste stream. The City has identified disparities in collection data for events, commercial and residential waste generation volumes. These are addressed in Part 2 - Implementation Plan.

7.0 Summary

The following table summarises the information contained within Part 1. The table highlights the City's waste achievements and strengths whilst identifying opportunities for improvement. The table also indicates when improvement actions are likely to be implemented over the next 5 years.

Waste management achievements	• **Waste Guidelines for Developments** implemented (since July 2015) and regularly updated. This has resulted in improved building design, safety and material recovery in all new and redeveloped buildings. • The original 4 WAC policies have been reviewed. All 4 policies were rescinded and replaced with an **updated policy "Community Waste"** that was adopted in November 2018 supporting strategies and objectives going forward. • **WasteTrack software** was installed from July 2018 in all waste vehicles. This manages bin locations with GPS data to ensure more effective monitoring and charging for waste services. This software is now fully operational with reports in development. This has already resulted in improvement to operational efficiency. The resulting data and reports will soon allow for more accurate data reporting and analysis of programs and objectives. • **Waste composition audits** have been undertaken in 2019 (summer and winter) forming a clear understanding of bin contents and therefore providing a factual basis for future education efforts and analysis of programs and objectives. • **Strong relationships** have been developed with **residential building managers, commercial stakeholders and event organisers** in order to continually improve waste collection and material recovery practices. • **MUD food waste trial** allowed closely monitored implementation of food waste separation in order to assist and improve waste collection and material recovery practices. Feedback ensured identification of potential barriers. Included development of education material in different languages.
Opportunities for improvement	• Material recovery rates (residential/commercial and events) • Data gaps (residential, commercial, public place, events, litter and illegal dumping to provide baseline data) • Consideration of a 3-bin system including FOGO (to assist material recovery) • E-waste collection days, promoting HHW collection (to assist material recovery) • Waste Guidelines for developments (specifically to include FOGO separation) • Construction Waste Management Plans (to assist material recovery) • Development of waste local law • City to become a leader in CDS • Waste education (across all stakeholders to assist material recovery and decrease waste generation) • Optimise school waste education participation

Priority areas for action in Part 2 – Implementation plan	**Ongoing (activities currently under way and/or continuously undertaken)** Data improvement - utilising WasteTrack Corporate waste education initiatives - Recycling champions and source separation Continue to regularly update the Waste Guidelines for Developments Waste education (across all stakeholders)
	Short term (within the next 1-2 years) Data improvement - Gap analysis to be completed (events, illegal dumping, residential and commercial) Consideration of a 3-bin system including FOGO Waste Wise Schools E-waste collection days Adopt consistent communications collective Recycling hubs
	Medium term (within the next 3-5 years) Local laws- enforcement opportunities Waste composition audits Local litter strategy If adopted, the Development of Waste Education plans to assist in the roll-out of FOGO to SUDs and MUDs
	Long term (more than five years) Review waste management practices.

PART 2 - IMPLEMENTATION PLAN

This implementation plan outlines the actions which the City of Perth will take over the next 5+ years to contribute to the achievement of relevant Waste Strategy targets and objectives.

The table below provides a summary of gaps in information relating to the priority waste management tool areas. The implementation of the action items is designed to assist the City in meeting its waste targets and objectives.

Waste Management Tool	Action
Waste services	• Consideration of 3 bin system (Inclusive of FOGO) for future kerbside collection services • E-waste temporary collection days • Container Deposit Scheme (CDS) Infrastructure
Policies and procurement	• Up-date Waste Guidelines for Developments • Develop Waste Local Law • Up-date Events Guidelines • Investigate sustainable procurement policy
Data	• Improve data collection for illegal dumping • Study/trail to determine City commercial and residential waste generation volumes • Audit of waste generated at City events
Behaviour change programs and initiatives	• Develop a residential waste education and communication plan • Investigate and Develop Community Recycling hubs • Investigate and Develop Waste Engagement/communication Strategy with key City stakeholders and sites • Waste Wise Schools • Develop local Litter Strategy

Financial Implications

It should be noted that action items are implemented over a 5-year period, with the operations unit's service plan for 2021-22 providing additional budget for future actions.

The financial implications of the recommendation(s) are accommodated within the existing budget.

!ŎŎƻdzyǘ bdzYōŜŃ	ht9w!¢Lhb{ нлнлкнм	ht9·к/!t9·
!ŎŎƻdzyǘ 5ŜǎŎŃƛLJǘƛƻƴ	Operations 2020/21 OPEX waste service budget provides $37,673 for waste education and further $54,000 in CAPEX for the implementation of actions identified in the Implementation Plan.	
¢ƻǘƖ·ƭ .dzŘƎŜǘ	ÞфмΣсто	
¸¢5 {LJŜyŘƛyƎ	Þл	
wŜYƖ·ƛyƛyƎ .dzŘƎŜǘ	ÞфмΣсто	

Self-assessment checklists *(to be completed by ALL local governments)*

Table 1: Self-assessment checklist, Part 1 – Services and Performance

		Table	**Reviewed** Pre-filled data checked and updated if necessary **Y/N/data not available**	**Completed** Data has been provided by local govt **Y/N/data not available**	**Additional comments** Local govt has included comments **Y/N**
Integrated planning and reporting		*Table 1: Links between plan for the future and waste management*	N/A	Y	N/A
Avoid		*Table 2: Population, households and waste generation compared with state averages and targets for 2025 and 2030*	Y	N/A	Y
Recover		*Table 3: Population, households and recovery rate compared with state averages and targets for 2020, 2025 and 2030*	Y	N/A	Y
Protect	Better practice	*Table 4: Better practice approaches and programs*	N/A	N	TBA by Waste Authority
	Litter	*Table 5: 2017/18 litter data*	Y	N/A	Y
		Table 6: Additional litter information	N/A	Y	Y
	Illegal dumping	*Table 7: 2017/18 illegal dumping data*	Y	Y	Y
		Table 8: Additional illegal dumping information	N/A	Y	Y
		Table 9: Detailed illegal dumping data collection	N/A	Y	Y
Waste services		*Table 10: Significant sources and generators of waste received in 2017/18*	Y	N/A	Y

		Table 11: Compositional audit data for kerbside waste services	N/A	Y	Y
Waste infrastructure		*Table 12: Current waste and resource recovery infrastructure operated by the local government (not relevant to all LG)*	N/A	Y	Y
		Table 13: Planned waste and resource recovery infrastructure	N/A	N	N/A
Policy and procurement	Contracts	*Table 14: Existing waste management contracts*	N/A	Y	N
	Waste local laws & policies	*Table 15: Existing waste-related local laws, strategies and policies*	N/A	Y	Y
	Land use planning instruments	*Table 16: Existing waste-related land use planning instruments related to waste management*	N/A	Y	Y
	Sustainable procurement	*Table 17: Existing sustainable procurement policies and practices*	N/A	Y	Y
Behaviour change programs and initiatives		*Table 18: Behaviour change programs and initiatives (including Waste Authority programs and other local government initiatives)*	N/A	Y	Y
Data		*Table 19: Assessment of waste data*	N/A	Y	N/A
Summary		*Table 20: Assessment of waste management performance and prioritisation of future actions (optional to fill out)*	N/A	Y	N/A

Table 2: Self-assessment checklist, Part 2 – Implementation Plan (Table 21)

Minimum requirements		Waste plan template completed Y or N or N/A	If N or N/A, please provide additional comments, including challenges to completing the requirement
Avoid	Waste plan describes ongoing and/or new actions which aim to contribute to reducing the local government per capita waste generation rate	Y	
Recover	Waste plan describes ongoing and/or new actions which aim to contribute to increasing the local government material recovery rate	Y	
	Waste plan describes ongoing and/or new actions which aim to provide consistent three-bin kerbside collection systems that include FOGO (Perth and Peel regions only)	Y	
	If the waste plan includes waste to energy, the actions demonstrate that energy is recovered only from residual waste from 2020	N	To be considered at a future date. Waste Plan will be up-dated accordingly.
Protect	Waste plan describes ongoing and/or new actions which aim to contribute to state targets to move towards zero illegal dumping by 2030	Y	
	Waste plan describes ongoing and/or new actions which aim to contribute to state targets to move towards zero littering by 2030	Y	
	Waste plan describes ongoing and/or new actions which aim to contribute to state target for no more than 15% of Perth and Peel regionsôwaste disposed to landfill by 2030 (Perth and Peel regions only)	Y	
General requirements	All new actions in waste plan are consistent with Waste Authority better practice approaches (where a better practice guideline exists)	Y	
	Waste plan contains a minimum of five actions ï one action for each of the waste management tools (waste services, waste infrastructure, policy and procurement, behaviour change and data). If not, please provide details on why.	Y	
	The implementation plan has been completed. The description of each action includes: • Indication of whether the action is existing/ongoing or a new action	Y	

	• Indicates which Waste Strategy objective the action aligns with • Intended outcome or measurement of success • Detailed actions OR link to existing plan/document that details the activity • Timeline for implementation (completion date) • Indication of whether the cost of implementation has been incorporated into annual budget • Responsibility for implementation	Y	

The waste plan has been approved/adopted by council (please circle): **YES** or **NO**

If YES please provide date: _____

If NO when will it go to council for adoption/approval? Please provide date: _____

City/Town of: Perth _____ **CEO**

NAME: Michelle Reynolds _____

SIGNATURE: _____

DATE: _____

Local government waste plan
City of Perth

Part 1 - services and performance
1.0 Introduction

Part 1 of the City of Perth waste plan establishes the city's waste profile and baseline information in relation to the objectives and targets set out in the Waste Avoidance and Resource Recovery Strategy 2030 (Waste Strategy):

Avoid - Western Australians generate less waste.

Recover - Western Australians recover more value and resources from waste.

Protect - Western Australians protect the environment by managing waste responsibly.

Where data was available, the Department of Water and Environmental Regulation (DWER) has pre-filled sections of Part 1. If any of the pre-filled information is incorrect, please amend accordingly and advise of the changes.

Please take the time to ensure that you complete each section, where relevant. In some tabs, you may need to scroll down to ensure that you have not missed any sections.

Part 1 - Services and performance

2.0 Integrated planning and reporting

All local governments plan for the future[1] through the development of strategic community plans and corporate business plans. Waste plans form part of local government integrated planning and reporting as an issue-specific informing strategy.

Table 1: Links between plan for the future and waste management *(Please complete the table, even if the answer is "waste isn't mentioned in our SCP or CBP")*

Strategic Community Plan	
Title:	City of Perth Strategic Community Plan 2019-2029
Came into force:	2019
Date of next review:	2029
Waste-related priorities:	People.1.1 Safe, clean and inviting public places that are well patronised and enjoyed by all. People.1.2 Timely and contemporary community infrastructure and services. Planet. 3.2 A per capita reduction in the consumption of energy and water and the generation of waste both within the corporation and throughout all city precincts. Planet. 3.3 Widespread acceptance and utilisation of the principles of environmentally sustainable design. Performance.5.1 An integrated strategic framework with clear line of sight between community vision and operational outcome. Partnership 6.2 Genuine collaboration between the City and State on major projects that add considerable value to the City's economic, social and environmental fabric.
Corporate Business Plan	
Title:	City of Perth Corporate Business Plan: Activating the State's Capital
Came into force:	Jul-20
Date of next review:	2023-2024
Waste-related priorities:	CBP1.1Cleaning & Presentation of the City CBP3.2Residential Verge Collection

[1] 'Plan for the future' means a plan made under section 5.56 of the *Local Government Act 1995* and Division 1 and 3 of Part 5 of the Local Government (Administration) Regulations 1996.

Part 1 - Services and performance

3.0 Avoid

Avoidance of waste generation is the preferred waste management option in the waste hierarchy. This section looks at waste generation rates and the reduction required to contribute to the state's waste generation reduction targets - **2025**: Reduction in MSW generation per capita by 5%, **2030:** Reduction in MSW generation per capita by 10%.

Reviewing this data is a critical element of waste planning as it can show how waste generation has changed, identify potential reasons for changes and indicate areas to target in *Part 2 – Implementation plan* (Table 21).

Table 2: City of Perth population, households and waste generation compared with state averages and targets for 2025 and 2030

(Local government to review prefilled data)

	Actual				Targets	
	2014-15 (baseline)	**2015-16**	**2016-17**	**2017-18**	**2024-25**	**2029-30**
Population (1)	20,762	23,065	24,975	27,432	37,210	44,408
Households (1)	9,144	10,350	12,963	12,105	19,584	23,373
Total domestic waste generated(2)	6,587	6,555	8,463	7,994		
Waste generation per capita/year (kg) (2)	317	284	339	291	301	286

(1) Source (except 2014-15): Western Australia Tomorrow Population Report No. 11 https://www.dplh.wa.gov.au/information-and-services/land-supply-and-demography/western-australia-tomorrow-population-forecasts. Population for 2014-15 from Western Australia Tomorrow Population Report No. 10. Population for intercensal years extrapolated. Households estimated using 'Average people per households' from 2016 ABS Census Quickstats.

(2) Source: Local Government Census data - domestic waste

Additional comments *(local government to insert any additional comments that may be applicable)*

The population and households data has been amended to reflect the statistical data in the City's corresponding annual reports for accuracy and consistency.

Part 1 - Services and performance

4.0 Recover

Where waste generation is unavoidable, efforts should be made to maintain the circulation of materials within the economy. Table 3 gives the overall recovery rate for your local government compared to Waste Strategy targets and the state average. This is broken down into the proportion of the recovery which was materials recovery (reuse, reprocessing or recycling) or energy recovery. The Waste Strategy includes a target that from **2020,** energy should only be recovered from residual waste (see *Guidance Document – Table 1* , for more information).

Table 3: City of Perth population, households and recovery rate compared with state averages and targets for 2020, 2025 and 2030

(LG to review the pre-filled data and amend/update if necessary. Add additional comments if necessary.)

	2014-15	2015-16	2016-17	2017-18	*2020 target*	*2025 target*	*2030 target*
Population(1)	20,762	23,065	24,975	27,432			
Households(1)	9,144	10,350	12,963	12,105			
Overall recovery (%)(2)	17%	17%	20%	26%	***65%***	***67%***	***70%***
Materials recovery	17%	17%	20%	26%	***>80%***	***>80%***	***>80%***
Energy recovery	0%	0%	0%	0%	***<20%***	***<20%***	***<20%***
Perth metro average(3)	36%	38%	40%	41%			

(1) Source (except 2014-15): Western Australia Tomorrow Population Report No. 11 https://www.dplh.wa.gov.au/information-and-services/land-supply-and-demography/western-australia-tomorrow-population-forecasts. Population for 2014-15 from Western Australia Tomorrow Population Report No. 10. Population for intercensal years extrapolated. Households estimated using 'Average people per households' from 2016 ABS Census Quickstats.

(2) Source: Local Government Census data - domestic

(3) Source: Waste Authority data fact sheets http://www.wasteauthority.wa.gov.au/programs/data/data-fact-sheets/

Additional comments *(local government to insert any additional comments that may be applicable)*

The population and households data has been amended to reflect the statistical data in the City's corresponding annual reports. Please note the City has amended and re-submitted its previous Waste Census reports for the corresponding years to ensure data accuracy and consistency for total number of households and overall recovery.

From 2015, the City has been conducting continual improvement practices within the Waste and Cleaning (WAC) business unit. The City's waste generators are significantly different to other local councils as there is a higher commercial customer base, significant residential multi unit dwellings and a lesser amount of residential single unit dwellings. The City therefore has significant challenges to overcome to promote the principals of the waste hierarchy. Recovery rates have steadily increased from 2015. Additionally, Waste Track software has now been installed in all WAC vehicles to allow greater data collection.

Part 1 - Services and performance

5.0 Protect

Objective 3 of the Waste Strategy is to protect the environment by managing waste responsibly, with targets for achieving better practice, reducing litter and illegal dumping. **By 2030 all waste is managed by and/or disposed to better practice facilities, by 2030 move towards zero illegal dumping and zero littering**.

5.1 Better practice

Adoption of better practice approaches to waste management is an important way in which local government can better protect the environment from the impacts of waste, and contribute to achievement of the targets under objective 3 of the Waste Strategy. See *Guidance Document - 5.0 Better practice, Table 4* for a summary of the Waste Authority's current and planned better practice guidelines.

Table 4: Better practice approaches and programs adopted by the City of Perth *(LG to complete the table)*

Waste management activity/service	Waste Authority better practice guideline or program	Date of adoption/ implementation	Comment
Kerbside Waste Services	Better Bins kerbside collection guidelines 2016	Program intitated 2019	Funding oppurtunities have been idenitfied
Kerbside Waste Services (FOGO)	Better Bins kerbside collection guidelines	Latest adoption date 2025	See Part 2 Implentation Plan (IP)
Vergeside Waste Services	Better Practice Vergeside Collection Guidelines	2015	See Part 2 Implentation Plan (IP)
Behaviour change programs and initiatives	WasteSorted communications toolkit Own Your Impact	2019	All councils to utilise WasteSorted tool kit.

5.2 Litter

The data in Table 5 was reported by the your local government in the 2017-18 local government census. Additional information to be provided by the local government in Table 6 if available.

Table 5: 2017-18 litter data *(LG to review prefilled and complete the table)*

	Response and comments
Litter hotspot used on a regular basis for littering in 17-18	Wellington Square EP, Victoria Gardens EP, Forrest Place & Malls, St Georges Terrace (Brookfield place)
What are the main items littered at these hotspots?	Beverage containers, fast food packaging, discarded personal belongings
Current measures aimed at contributing towards the zero littering target	Signs on bins, messaging on social media, additional staff and weekend litter runs Opening and provision of minimum of two CDS sites within the City's municipality - see Part 2 IP
Estimated cost of cleanup (due to collection, disposal, education, infrastructure and enforcement)	Total: $1,789,828.70 (inclusive Parks and WAC) Parks litter collection: $674 887 staff time plus $82,008 materials (Including Weekend) WAC litter collection: $245 840 Undercroft: $787 093.70

Source: Local government Census data 2017-18

Additional comments *(local government to insert any additional comments that may be applicable)*
The City places a high priority on maintaining a clean and sanitised public space. Currently this mainly includes reactive litter measures, including extensive manual and mechanical cleaning, following by wash down and high pressure cleaning on hard surfaces. Due to the high pedestrian volumes and highly utilised public spaces, including parks, this results in a high generation of litter.

Table 6: Additional litter information *(LG to complete the table where information is available)*

Is littering increasing or decreasing in your local government authority?	Increasing
How were the costs associated with cleaning up litter calculated? Employee time? Dollar value? Both?	Dollar value which includes employee time, equipment, external contractor costs and any additional costs.
Does the city have a litter strategy? If not, what is the ETA for completing one?	No. Part 2 IP
Have any of the city's compliance and waste education officers undergone training on litter prevention? If so, what training?	No. Part 2 IP
What current policies and guidelines does your council enact to prevent litter? E.g. Event planning guidelines on the use of balloons in council facilities and the release of helium balloons; no cigarettes on the beach; no single use plastics at events.	Event waste guidelines discourage the use of single use plastics, balloons and confetti etc. City to update City Event Waste Guidelines, see Part 2 IP Conditions for Weddings include ban on confetti however this is only loosely enforced.
How does your local government measure the effectiveness and impact of programs designed to reduce littering and illegal dumping?	No. Part 2 IP
Which division/unit/section of your organisation is responsible for litter management/prevention? Waste services? Compliance (e.g. Rangers)? Infrastructure?	Waste and Cleaning, and Parks are responsible for litter collection. Rangers and HAA are responsible for compliance.
How important is litter management to your organisation? (1 - Not at all important; 5 - Highly important).	5

5.3 Illegal dumping

The data in Table 7 was reported by your local government in the 2017-18 local government census. Additional information to be provided by the local government in Table 8 if available.

Table 7: 2017-18 Illegal dumping data *(LG to review prefilled data and complete the table)*

	Response and Comments	
Cost of cleaning up illegally dumped waste during 2017-18	$ 6,422	132 reported, Average of 30kg per request. 15mins of time. $42.5 personnel (2 people and machine for 15mins). $6.15 for tipping. ((42.5+6.15)*132.
Sites used on a regular basis for illegal dumping in 2017-18. Where possible, please provide site address/es	6 (please refer to additional comments, Regular Sites)	
What are the main items dumped at these sites?	Mattresses, furniture, couches, tyres, trolleys	
Current measures aimed at contributing towards the zero illegal dumping target	The City issues Local Government Notices to property owners to clean up and prevent littering on their vacant lands. However as there are fewer blocks vacant within the City is getting less common for this practice. Any items that identify the owners are used to ensure they remove the waste, or results in an infridgement.	

Source: Local government Census data 2017-18

Additional comments *(local government to insert any additional comments that may be applicable)*
The number of illegal dumping incidents are reported within the Hansen service request system. This allows easy access to the number of illegal dumping incidents reported. However this does not allow easy consolidation of data in relation to the type of material, weight and cost as most items go into a landfill truck already on scheduled route. This is to ensure staff efficiency and route optimisation, however it then makes it more difficult to get accurate costings. Illegal dumping cases usually include mattresses, furniture, trolleys, and tyres. The City also has a significant homelessness/rough sleeping population (above the national average) that unfortunately contribute a significant amount of soiled clothing, bedding and general rubbish that is required to be cleaned up daily. Regular sites include: Herrison Island, Northbridge (Newcastle/Aberdeen/John Street), East Perth (Terrace Road/Goderich/Forrest), Around student housing in Crawley/Nedlands.

Table 8: Additional illegal dumping information *(LG to complete the table where data is available)*

Is illegal dumping increasing or decreasing in your local government authority?	Increasing
How does your local government measure the effectiveness and impact of programs designed to reduce illegal dumping?	Currently monitored not measured. Refer to Part 2 IP
Which division/unit/section of your organization is responsible for illegal dumping management/prevention? Waste services? Compliance (e.g. Rangers)? Infrastructure?	Waste and Cleaning are responsible for the management. Rangers are responsible for compliance.

Table 9 indicates the type of detailed data local governments may collect to enable better targeted monitoring and enforcement of illegal dumping. Please provide this information here, if available.

Table 9: Detailed illegal dumping data collection by the City of Perth *(LG to complete the table if data available)*

Date of data collection: *31/03/2020*

Waste Type	# of incidents	Total approximate Weight (tonnes)	Change from previous year	Regulatory notices issued
C&I				
C&D				
E-waste				
Household waste				
Mulch & green waste				
Scrap metal				
Soil & excavated material				
Hazardous/problem waste				
Other				
TOTAL	132	3.96	increase of 12 incidents 0.36t	0
Cleaned up by	**% of total incidents**		**Cleanup costs ($)**	
Local government	100%		$ 6,422.00	
Land owner				
Offender				
TOTAL	100%		$ 6,422.00	

Part 1 - Services and performance

6.0 Waste management tools

6.1 Waste services

Local government data relating to the waste collected, recovered and landfilled is presented in Table 10. It is important to review this data when developing *Part 2 – Implementation Plan*, as it can:

- provide an understanding of how different systems are performing (e.g. recovery levels)
- highlight the need for any new collection systems or infrastructure
- identify the timing and capacity of any new collection systems or facilities required to meet the changing needs of local governments.

In working towards alignment with the Waste Strategy, the local government should focus on the materials resources with the greatest potential to support the objectives and targets of the Waste Strategy.

NB: DWER is currently developing a range of better practice guidelines. Better practice rates will need to be updated as the guidelines are released.

Table 10: Significant sources and generators of waste in 2017-18 (LG to review pre-filled data and amend/update if necessary. Add additional comments if necessary)

Service/Sources		Tonnes collected	Tonnes recovered	Recovery rate	Better Practice rate	Target rate 2025	Target rate 2030
Kerbside	mixed waste	5,363	-	14%	%	55% major regional centres 67% Perth and Peel	60% major regional centres 70% Perth and Peel
	comingled recyclables	937	778				
	green waste	99	99				
	FOGO	-	-				
Vergeside	green waste	12	12	36%	%		
	hard waste	178	56				
Drop-off	mixed waste	-	-	#DIV/0!	%		
	dry recyclables	-	-				
	green waste	-	-				
	hard waste	-	-				
	hazardous waste						
Public place	mixed waste	-	-	#DIV/0!	%		
	comingled recyclables	-	-				
Special event	mixed waste	6	3	51%	%		
	comingled recyclables	10	5				
Commercial	mixed waste	8,045	-	20%	n/a		
	comingled recyclables	1,405	1,166				
	paper/cardboard	895	895				
Local government waste	Illegal dumping clean up			72%	%		
	street sweepings	567	0				
	roadworks	1592	1554				
	other C&D activities						
	roadside pruning	133	103				
	other						
TOTAL		19,242	4,671	24%			

Source: Local Government Census Data 2017/18

Additional comments *(local government to insert any additional comments that may be applicable)*

City of Perth waste figures have incorporated into Table 10.

Current assumptions used:
General/Landfill waste: 60% commercial 40% residential kerbside.No data currently available for public place or general (non-special) events.
The City is proposing to conduct a 6 week trial collecting residential and commercial waste separately to determine baseline tonnages for each sector, please refer to Part 2 IP
Comingled recycling: 60% commercial 40% residential kerbside
Special event: recovery through hand picking segregation "bin fairies" at the event.
Cardboard: All tonnes included in commercial as this is the majority. Very small amount is residential.
Green waste: All tonnes included in residential kerbside. Small amount is commercial.
LG waste: Street sweepings: All went to landfill in 17/18.
Special event: Skyworks data has been included retrospectively as a seperate contractor collected this waste.

Compositional audit data is an average of summer and winter audits (18/19 financial year). Next audit will include FOGO to assess contaimnation rates, up-date and assit education programs.

Table 11 provides space for the local government to include bin audit information for kerbside waste services, if available. Bin audits can help local governments understand the material composition in kerbside bins, highlight where additional efforts are required to increase performance and assist in planning for future service options such as FOGO collection. **See Appendix for full breakdown of composition categories**

Table 11: Compositional audit data for kerbside waste services (Complete if data is available. Add additional comments if necessary).

General waste bin	
Yield per household (kg/hhl/week)	**15.3**
Per capita (kg/per capita/week)	**N/A**
Audit year	**2018**
Composition	**Total %**
Recyclables (paper, cardboard, plastics, steel, aluminium, glass)	49.12
Organics (organics, wood/timber, textiles, earth)	44.71
Hazardous (medical, sanitary/ hygiene, nappies, chemicals, paint, batteries, fluorescent tubes, light bulbs, oil, building material)	3.54
Other (electronic waste, miscellaneous)	2.63

Recycling bin	
Yield per household (kg/hhl/week)	**10.65**
Per capita (kg/per capita/week)	**N/A**
Audit year	**2019**
Composition	**Total %**
Recyclables (paper, cardboard, plastics, steel, aluminium, glass)	77.7
Organics (organics, wood/timber, textiles, earth)	21.21
Hazardous (medical, sanitary/ hygiene, nappies, chemicals, paint, batteries, fluorescent tubes, light bulbs, oil, building material)	0.41
Other (electronic waste, miscellaneous)	0.68

Garden organics or FOGO bin	
Yield per household (kg/hhl/week)	**N/A**
Per capita (kg/per capita/week)	**N/A**
Audit year	**N/A**
Composition	**Total %**
Recyclables (paper, cardboard, plastics, steel, aluminium, glass)	N/A
Organics (organics, wood/timber, textiles, earth)	N/A
Hazardous (medical, sanitary/ hygiene, nappies, chemicals, paint, batteries,fluorescent tubes, light bulbs, oil, building material)	N/A
Other (electronic waste, miscellaneous)	N/A

Part 1 - Services and performance

6.0 Waste management tools

6.2 Waste infrastructure

The number, type, capacity and location of key existing local government owned and/or operated waste and resource recovery infrastructure is required to understand the future need for different facility types. **This section is not relevant to local governments that do not own/operate waste facilities.**

Table 12: Current waste and resource recovery infrastructure operated by the local government (LG to complete the table)

Facility name (and licence number if applicable)	Facility Type	Location	Managed by	Licence category and approved production or design capacity	Material type	Service/activity	Remaining Capacity (if applicable)	Anticipated Closure (year)
N/A								

Table 13 provides space for local governments to provide information about planned waste and resource recovery infrastructure, if relevant.

Table 13: Planned waste and resource recovery infrastructure (LG to complete the table)

Location	Managed by	Licence category and approved production or design capacity (if known)	Waste type	Service/activity	Estimated operation start date
68A Roe Street Northbridge	City of Perth	N/A	CDS	Container drop off location and consolidation	Oct-20
Aberdeen Street Northbridge	City of Perth	N/A	CDS	Container drop off location and consolidation	Oct-20

Additional comments *(local government to insert any additional comments that may be applicable)*

There are two main CDS sites identified within the Perth CBD.
There is one full aggregation/refund depot site at 8 Aberdeen Street, Northbrdige.
This facility is open 7 days per week - Mon-Fri 10am-4pm and Sat/Sun 10am - 2pm (hours being extended from 1pm) due to uptake on weekend. The site also functions as bag drop and allows payment via scheme I.D, electronic funds transfer (EFT) or cash.

The second site is the Reverse Vending Machine (RVM) proposed for installation in Roe Street car park. The RVM will be accessible for use 24hours 7 days, with an option for scheme ID or receipt for cash to be collected from the Aberdeen St site. Please refer to Part 2 IP.

Part 1 - Services and performance- IP

6.0 Waste management tools

6.3 Policy and procurement

6.3.1 Contracts

Information on your local government's existing waste contracts should be detailed in Table 14. When reviewing services, it is a good opportunity to evaluate how they are performing, opportunities for regional collaboration and to identify any opportunities for improvement, review or renegotiation.

Table 14: Existing waste management contracts (LG to complete the table)

Contractor	Services	Notes/comments
SUEZ	Landfill Sidelift collection in Nedlands/Crawley	Expires 30 June 2020- option to extend +1
SUEZ	Receival of Comingled Recycling	Expires 20 March 2023- option to extend +1
WARRRL	Operator of Containers for Change sites	Ongoing
West Tip	Removal of Street Sweepings	Included in Street Presentation and Maintenance (SPM) tender 116-18/19. expires August 2022 +2 option
Enviropath	Specialised Cleaning of Roads and Footpaths	Expires 30 Jun 2024
TBA	Verge Collection	Expires 31 December 2021 (1 year contract)

6.3.2 Waste local laws and policies

Information on your local government's existing local laws, strategies or policies that may complement/support this waste plan and contribute to the Waste Strategy

Table 15: Existing waste-related local laws, strategies and policies (LG to complete the table)

Type of local law, strategy or policy	Name of local law, strategy or policy	Came into force	Comments
Strategy	City of Perth Waste Strategy 2014 - 2024	2014	Please refer to Part 2 IP
Policy	Waste Community Services Policy	2021	The City new Council members have requested all City policies be reviewed by September 2021.
Local Law	Develop Waste Local Law	TBA	Please refer to Part 2 IP
Local Law	Thoroughfares and Public Places Local Law	2017	Made under the Local Government Act 1995 Capacity for issuing infringements. How long wheelie bins can be left on a verge. Where they should be kept other than collection days. Abandoned shopping trolleys. Vehicles on verges.

6.3.3 Land use planning instruments

Information on your local government's existing local planning instruments which contribute to the management of waste should be detailed in Table 16.

Table 16: Existing waste-related land use planning instruments related to waste management (LG to complete the table)

Local Planning Strategy	TITLE:	Draft City Planning Strategy (CM 133779/19)
	ENDORSED BY WAPC:	N/A (refer comments below)
	NEXT REVIEW DUE:	N/A
		YES

	Is waste considered and reflected in the Local Planning Strategy?	**Please provide details below:** The City is currently preparing a City Planning Strategy. Preliminary advertising of a draft Strategy to the community and stakeholders was undertaken between June and August 2019. Updates to the Strategy are now being made, and once finalised the Strategy will referred to the Council consideration and endorsement to refer it to the State Government in the near future. The State Government's endorsement is required prior to commencement of formal consultation. The draft Strategy does include consideration of waste, and associated actions to meet the future waste and servicing needs of the city.
	Does the Local Planning Strategy identify current and future waste facility sites?	NO **Please provide details below:** The City does not currently have any waste facility sites within its boundaries.
	Does the Local Planning Strategy identify buffers around existing and/or future sites to avoid land use conflict?	NO **Please provide details below:** No future consideration given to waste facilities within the City of Perth boundary
Local Planning Scheme	TITLE:	City of Perth City Planning Scheme No. 2 (CM 324718/17)
	GAZETTED:	9-Jan-04
	NEXT REVIEW DUE:	Preparation of new City Planning Scheme No. 3 currently underway.
	Are resource recovery facilities, waste disposal facility and waste storage facility defined as land uses (as per *Planning and Development (Local Planning Schemes) Regulations 2015*) and included in the council Local Planning Scheme zoning table, with either a P/I/D/A/X permissibility?	NO **If NO please provide comments below:** These facilities are not defined or included in the zoning table. The preparation of a new consolidated City Planning Scheme is currently underway, and these matters will be considered as part of this process.
	If these land uses are not defined and not in the zoning table, how does the Scheme deal with such land uses (i.e. is an alternative definition used to that in the *Regulations 2015*? Or are these land uses zoned as "Use not listed")?	**Please provide details below:** None of these facilities are currently located within the City boundaries. If this land use was proposed, it could be treated as a public utility where constructed or maintained by a public authority or a local government. If constructed or maintained by a private organisation it would likely be dealt with as an unlisted use.
	Does the Local Planning Scheme identify stautory buffers as Special Control Areas for strategic waste infrastructure facilities to avoid encroachment by incompatible land uses?	NO **If NO please provide comments below:** Not required as no strategic waste infrastructure facilities are located within the City boundaries.
Local Planning Scheme	TITLE:	City of Subiaco Town Planning Scheme No. 4 (as it applies to land transferred to the City on 1 July 2016 under the City of Perth Act).
	GAZETTED:	23-Mar-01

	NEXT REVIEW DUE:	Preparation of new consolidated City Planning Scheme No. 3 currently underway.
	Are resource recovery facilities, waste disposal facility and waste storage facility defined as land uses (as per *Planning and Development (Local Planning Schemes) Regulations 2015*) and included in the council Local Planning Scheme zoning table, with either a P/I/D/A/X permissibility?	NO **If NO please provide comments below:** These facilities are not defined or included in the zoning table. The preparation of a new consolidated City Planning Scheme is currently underway, and these matters will be considered as part of this process.
	If these land uses are not defined and not in the zoning table, how does the Scheme deal with such land uses (i.e. is an alternative definition used to that in the *Regulations 2015*? Or are these land uses zoned as "Use not listed")?	**Please provide details below:** None of these facilities are currently located within the City boundaries. If this land use was proposed, it could be treated as a public utility where constructed or maintained by a public authority or a local government. If constructed or maintained by a private organisation it would likely be dealt with as an unlisted use.
	Does the Local Planning Scheme identify stautory buffers as Special Control Areas for strategic waste infrastructure facilities to avoid encroachment by incompatible land uses?	YES NO **If NO please provide comments below:** Not required as no strategic waste infrastructure facilities are located within the City boundaries.
Local planning policies	TITLE:	City Planning Scheme No. 2 – City Development Design Guidelines (CM 324723/17)
	ADOPTED BY COUNCIL:	3-Aug-04
	RELATIONSHIP TO WASTE STRATEGY OBJECTIVES:	Environment
	Does the local government have any local policies which relate to the objectives of the Waste Strategy (reduce generation, increase recovery, protect the environment)?	YES **If YES please provide comments:** The Guidelines reference the need to reduce or eliminate unsustainable consumption of resources and give preference to building materials based on renewable or recyclable resources.
Other	TITLE:	Residential Design Codes (State Planning Policy 7.3)
	ADOPTED BY COUNCIL:	Adopted as part of the relevant Planning Schemes
	RELATIONSHIP TO WASTE STRATEGY OBJECTIVES:	Evironment and sustainability
	TITLE:	Waste Guidelines for Developments
	ADOPTED BY COUNCIL:	Not required.

Other	RELATIONSHIP TO WASTE STRATEGY OBJECTIVES:	The guidelines address waste management for new developments and redevelopments to ensure waste recovery is optimised by supplying the correct general waste and recycling allocations. This includes bin quantities, collection frequency, bin storage arrangements and presentation.

6.3.4 Sustainable procurement

Local governments can be significant consumers whose purchasing decisions and procurement policies can have positive impacts. This section reviews activities relating

Sustainable procurement policy or practice	**Date adopted by council**	**Actions implemented** e.g. switching to recycled printer paper	**Alignment with Waste Strategy targets, objectives or focus materials**
NA			

Additional comments *(local government to insert any additional comments that may be applicable)*
The City is currently developing a sustainable procurement policy, please refer to Part 2 IP.

Part 1 - Services and performance

6.0 Waste management tools

6.4 Behaviour change programs and initiatives

Communication and engagement with waste generators and managers underpins many local government waste management activities, and are vital in driving behaviour change needed to achieve the objectives and targets of the Waste Strategy.

Behaviour change programs and initiatives refers to activities that increase awareness, skills and knowledge; provide consistent messaging; help people to use waste infrastructure; and encourage the adoption of specific, positive waste behaviours and attitudes.

Most local governments have existing behaviour change programs and initiatives and it is important to evaluate their effectiveness. This section includes an opportunity for a high level qualitative assessment process to understand what has worked and what has not. The results can be used to inform actions for *Part 2 – Implementation plan (Table 21).*

Information on the local government's existing waste behaviour change programs or initiatives should be detailed in Table 18. This may include participation in Waste Authority funded programs, or programs/initiatives run by the local government.

Table 18: Behaviour change programs and initiatives, including Waste Authority programs and other local government initiatives (LG to complete the table)

Local government program/initiative	Description	Outcomes achieved as a result of the program (Qualitative/quantitative)	Evaluation method	What's worked/not worked	Suggested improvements
Containers for Change aggregation and drop off sites (Container Deposit Scheme)	The City has two Containers for Change sites, one full aggregation site and drop-off and one drop-off with a proposed RVM to be installed	Increased (incentivised) opportunity to residents, businesses and community groups or individuals for diversion/recovery	Record volumes of all containers collected through the sites	Ongoing process improvements	Develop partnerships and collaborations to increase volume of recovered containers
Development of Waste Education and Communication Plan	The City has agreed with other LGs to utilise the waste sorted tool kit for consistent messaging.	Sector specific plan (SUDs/MUDs/Commercial/Event /Corporate) Consistent messaging utilised in all waste communications by the City.	Monitoring diversion rate, CDS count Bin tagging	Align with Consistent Communciations Collective	Centralised group/pool of staff employed by Waste Authority/DWER to deliver bin tagging/door knocking initiatives across the region, that can be booked by LG's see Part 2 IP
Implement E-waste collection day	In conjunction with WALGA implement E-waste collection day	Increased opportunity to residents for diversion/recovery	Record volumes of all types of e-waste		Additional days or expansion on waste streams types, see Part 2 IP
Public space recycling	comingled recycling, community recycling hubs	Increased opportunity to Residents for diversion/recovery Waste data collected and counted	Audits to monitor contaimination levels and record all volumes generated via community recycling hubs.	Discuss with LG partners for lessons learned	
Better Bins Funding (FOGO)	The City has applied for better bins funding (3rd Bin roll-out), through the Waste Authority.	Successful	City has received funding allocation from Waste Authority		Better Bins Funding rules and timing reflect the pragmatic issues of FOGO processing facilities available for councils.
MUD Food organics trial	With WALGA, the City of Stirling and City of Vincent, the City implemented the introduction of food waste bins into 4 multi unit dwellings with different residential types (tenants, owners, public housing)	Decrease in landfill tonnages. Increased total diversion Identification of barriers that need to be improved upon to achieve diversion targets Development of Education materials in other languages	Feedback surveys Discussions and feedback from building managers Lift data from Waste Track Visual observations of recycling behaviour during site visits and bin audits to track contamination	On site recycling sessions have encouraged engagement and discussion Participation rate within public housing is lower	Continued education materials Welcome packs for new residents Continued communication with building managers/cleaners Tailoring solutions to individual buildings
City of Perth Skyworks Event 2020	The City created a new waste mitigation and management program during Skyworks 2020 with the aim of educating patrons about correct recycling practiced and the importance of reducing waste. This involved utilising City waste trucks to spark engagement, a Containers for Change stall, Good Samaritans stall and MRC stall with waste education	1. Approx. 2000 beverage containers recycled via the Containers for Change stall, 2.Better recycling practices (qualitative), 3. Wide-reaching waste education to patrons at the event	Counting containers at the CFC stall. Visual observations of recycling behaviour and conversations with patrons.	There were a large number of bins that were not monitored by volunteers so patrons were not recycling correctly at these locations.	Larger bin stations and all bins to be monitored to ensure education can be provided to patrons and better behaviours can be promoted. Artworks to use for container collections to enhance the interest by adults, not just
Annual Waste and Recycling Guide	The City sends out an annual waste and recycling guide outlining all of the City's services (Green waste, Recycling, Landfill, coming FOGO, verge collection, drop off facilities, household hazardous waste). It also suggests avoidance, reduction, reuse and recycling behaviour suggestions.	Annual communication to all households (delivered to all residential mailboxes) and available on website	Completion by contractor	Locked mailrooms are a challenge	Magnetic and electronic versions (available on City's website). Potenital to develop versions in alternate languages or for persons with a disability.

Additional comments *(local government to insert any additional comments that may be applicable)*
The City is committed to delivering personalised education packages to residents and commercial businesses due to the range of different stakeholder and waste generators in the City environment.

Table 19 provides an opportunity to assess existing waste data practices, identify strengths and gaps and consider the kinds of data activities which could be included in the *Part 2 – Implementation Plan* to
Where 'no', please comment on:

- the kinds of data that is missing, where data gaps exist
- barriers to collecting or accessing adequate data
- the kinds of data collection, analysis or reporting practices that are not currently in place which would assist local government waste management functions

Table 19: Assessment of waste data (LG to complete the table)

	Please ✓		
	YES	NO	Comment
Does the local government have access to adequate waste data to complete Part 1 of the waste plan?		X	Public place, event, residential and commercial waste go into the same truck. Currently there is no accurate data analysis that can divide the data into generator sources. We now have Waste Track data that we are endevouring to utilise to make a more accurate estimation.
Does the local government use waste data when undertaking planning activities for waste projects/programs?	X		The City utilisies high level data to understand its total number of customers and requirements. However this data is not easy to break down and results in high level assumptions being used. A data gap analysis will be undertaken to improve the quality of this data.
Does the local government have access to adequate waste data for this purpose?		X	
Does the local government use waste data when monitoring or assessing waste projects/programs?	X		Currently the City can only utilise total numbers of bin in each waste stream plus our diversion rate to monitor success of our recycling

Does the local government have access to adequate waste data for this purpose?		X	programs. More detailed data would assist to assess the success of programs and projects. A data gap analysis will be undertaken to improve the quality of this data.
Does the local government use adequate waste data to measure progress toward the targets and objectives of the Waste Strategy?		X	The City would prefer to be able to analyse all data in more detail based upon the waste generator (residential, commercial, public place, corporate, event) to measure progress against the Waste Strategy. This would ensure projects and programs can be more targeted. A data gap analysis will be undertaken to improve the quality of this data.
Does the local government have access to adequate waste data for this purpose?		X	
Does the local government have access to adequate waste data to fulfil annual data reporting obligations under the WARR Regulations? (previously undertaken through the Waste and Recycling Census)		X	Data was all high level and much detail could not be reported on. Improvement on the level of accuracy of some of this data will improve post gap analysis as aforementioned.
Are there any types of waste data that the local government does not currently collect or have access to that would be helpful/useful?	X		• Public Place waste- separating out tonnes to ensure this data is not mixed with residential or commercial • Event waste- investigate ways of capturing these bins and an estimate of weight based on lift data • Total annual cost of providing the residential 3 bin system (then broken down to Landfill/Comingled/Garden/Food/FOGO) • Total annual cost of providing commercial waste (then broken down to Landfill/Comingled Glass/Garden/Food/FOGO/Paper Cardboard) • Total cost of providing event waste collection • Total cost of providing public place collection • Separating residential data to investigate trends in different land uses (MUDs V SUDs) • Litter Data • Illegal dumping
Are there any ways which local government waste data collection, storage or use could be improved?	X		The City has been implementing Waste Track within all waste trucks since December 18. Since Sept 19 this data is now being collected and reports are currently being developed. We have undertaken a gap analysis in regards to what is in development in comparison to what we need to report to DWER. Trial/study of commercial and residential - part 2 IP
Is the data collected by the local government accurate? Are any new strategies needed to improve accuracy?	X		The data the City does collect is accurate however it is not detailed. A data improvement project is being included in the implementation plan to improve data going forward to ensure decision makers can be more informed.
Does the pre-filled data provided in this template align with the data the local government has? i.e. is this pre-filled data accurate?	X	X	Mostly correct. Recovery rates have been edited to match data submitted in annual reports. Population and household data has been altered to match City annual reports. Special event data has also been added.
Any additional comments?		X	

Part 1 - Services and performance

7.0 Summary

The purpose of *Part 1* of the waste plan is to consolidate information about current waste management practices, to enable you to assess and identify:

- current waste management performance
- alignment between current waste management practices and the Waste Strategy
- strengths and successes, as well as gaps and opportunities for improvement.

Table 20 provides space to analyse the data and information presented in *Part 1*, and should be used to determine waste management priorities for the short, medium and long term, and translate these priorities into actions in *Part 2 – Implementation plan (Table 21)*.

Table 20: Assessment of current waste management performance and prioritisation of future actions (Completing this table is optional)

Waste management achievements (for example, performance/achievement against Waste Strategy targets or objectives or where particular waste management objectives have already been met)	A business plan for commercial waste and recycling services has been incorporated into the business plan (annually since 2015). This includes items to increase material recovery. Waste Guidelines for Developments implemented (since July 2015) and regularly updated. This has resulted in improved building design, safety and material recovery in all new and redeveloped buildings. The original 4 WAC policies have been reviewed . All 4 policies were rescinded and replaced with an updated policy "Community Waste" that was adopted in November 2018 supporting stratagies and objectives going forward. Waste Track software was installed from July 2018 in all waste vehicles. This manages bin locations with GPS data to ensure more effective monitoring and charging for waste services. This software is now fully operational with reports in development. This has already resulted in improvement to operational efficiency. The resulting data and reports will soon allow for more accurate data reporting and analysis of programs and objectives. Waste composition audits have been undertaken in 2019 (summer and winter) forming a clear understanding of bin contents and therefore providing a factual basis for future education efforts and analysis of programs and objectives. Strong relationships have been developed with residential building managers, commercial stakeholders and event organisers in order to continually improve waste collection and material recovery practices. MUD food waste trial allowed closely monitored implementation of food waste separation in order to assist and improve waste collection and material recovery practices. Feedback ensured identification of potential barriers. Included development of education material in different languages.
Opportunities for improvement (for examples, where performance against Waste Strategy targets or objectives could be improved or where waste management objectives have not been met)	Material recovery rates (residential/commercial and events) Data gaps (residential, commercial, public place, events, litter and illegal dumping to provide baseline data) Consideration of a 3-bin system including FOGO (to assist material recovery) E-waste collection days, promoting HHW collection (to assist material recovery) Waste Guidelines for developments (specifically to include FOGO separation) Construction Waste Management Plans (to assist material recovery) Development of waste local law City to become a leader in CDS Waste education (across all stakeholders to assist material recovery and decrease waste generation) Optimise school waste education participation
Priority areas for action in Part 2 – Implementation plan	**Ongoing (activities currently under way and/or continuously undertaken)** Data improvement- utilising WasteTrack Corporate waste education intitiaives - Recycling Champion and source seperation Continue to regularly update the Waste Guidelines for Developments Waste education (across all stakeholders)
	Short term (within the next 1-2 years) Data improvement- Gap analysis to be completed (Events, illegal dumping and residential and commercial) Consideration of 3 bin system including FOGO Waste Wise Schools E-waste collection days Adopt consistent communications collective Recycling hubs
	Medium term (within the next 3-5 years) Local laws- enforcement opportunities Waste composition audits Local litter strategy If adopted the Development of Waste Education plans to assist in the roll-out of FOGO to SUDs and MUDs
	Long term (more than five years) Review waste management practices.

Part 2 - Implementation plan

This implementation plan outlines the actions which your local government will take over the next 5+ years to contribute to the achievement of relevant Waste Strategy targets and objectives. It is where the priorities described in the summary (*Part 1 – 7.0 Summary, Table 20*) are translated into actions. Please refer to the *Guidance Document* under sections: **4.0 How to complete Part 2 – implementation plan, 5.0 Better practice and 6.0 Waste management tools,** when developing this implementation plan.

Table 21: Implementation plan

Waste Management Tool	Action (OR link to existing local government plan/document that details this activity)	Is the action new or existing?	Detailed actions/sub-actions (OR link to existing local government plan/document that details this activity)	Milestones (SMART - Specific, Measurable, Achievable, Relevant, Timed)	Target (SMART)	Timeframe for delivery (completion date)	Cost of implementation incorporated into annual budget and Corporate Business Plan? Y/N - (if not, why?)	Aligns to Waste Strategy Objective/s			Responsibility for implementation (branch, team or officer title, not the names of individual officers)	Identified risks (Impact/consequences and mitigation strategies)
								Avoid	Recover	Protect		
Waste services	Consideration of 3 bin system (Inclusive of FOGO) for future kerbside collection services	Existing	**1.** Review State Government better practice guidelines for 3 bin FOGO **2.** Develop an Options Appraisal to identify preferred bin service options. **3.** Collaborate with industry to identify FOGO processing capacity and options. **4.**Present the Options Appraisal identifying preferred service and processing options, implementation timeline and strategy to council for endsorsement. **5.** Select FOGO processor **6.** Procure bin assets and associated infrastructre **7.** Roll out Council adopted 3 Bin option. **8.** Undertake monitoring and evaluation (Bin Tagging)	**1.**Better practice kerbside guidance to be reviewed upon release. **2.** Proposed two phase approach Phase 1 (timeline herein) -SUDs and Phase 2 (timeline tbd) -MUDs **3.** Identify FOGO processing options and infrastructure requiremnts **4.** Present Options Appraisal to council for SUDs and MUDs **5.** Continuation of MUDs FOGO trial 2021-22 to inform best practice implementation and review data	If applicable undertake FOGO roll out pre 2025	Jul-25	Yes	✓	✓		Operations (WAC)	**Risks**: Community push back, high contamination rates, transitioning to smaller bins/less frequent collection, cost overruns, FOGO processing rate, implementation in MUDs, prolonged roll-out due to the unique circumstances faced by a capital City **Mitigation:** Education, behaviour change program for pre/during/post roll-out, monitor and understand contamination rates, complete SUDs first, targeted roll-out of MUD sites and allocate appropriate resources, undertake market research regarding FOGO processing
	E-waste temporary collection days	New	1. Review e-waste temporary collection day grant provided by the Waste Authority 2. Liaise with WALGA to prepare a submission on behalf of City of Perth and local government authorities 3. WALGA to submit grant application to the Waste Authority on behalf of City of Perth 4. City of Perth to obtain funding to set-up e-waste temporary collection day from WALGA as per grant application	1. Register expression of interest with WALGA as part of grant application to participate in e-waste temporary collection day – NOV 2020 2. Ensure WALGA submit grant application – NOV 2020 3. Assess if grant application successful – TBA 4. Select appropriate City site or engage with neighbouring municipality to host temporary e-waste collection day – MAR 2021 5. Develop communications material by MAR 2021	1 x E-waste temporary collection day per FY (pending success and community up-take increase event days too 2 x collection days per year).	Grant application - NOV - 2020 Host e-waste temporary collection day within 2021-2022 FY	No - Grant application Budget allocation for staffing		✓	✓	Operations (WAC) WALGA	**Risks:** Unsuccessful in grant application, poor site selection or limited collaborative interest from other surrounding local governments, limited scope/resources to handle large volumes **Mitigation:** Ensure grant application submitted on time with correct and relevant information, engage with other participating local governments that have expressed interest in the grant application, ensure appropriate site selection that can handle large volumes of e-waste and resident turnout, considerations for staffing, traffic management, e-waste storage and disposal.
	Container Deposit Scheme (CDS) Infrastructre	New	**1.**Investigate refund type and suitable locations **2.**Signatory with WARRL **3.**Construction/retrofit of CDS locations and ensure appropriate resourcing **4.** Develop communications promoting CDS implemenation **5.**Investigate potential mobile refund capabilities for events **6.**Engage with buisness and community to assist in education and economic oppurtunities	1. Investigate suitable sites to operate as refund points 2020 2. Signatory with WARRL by 1 OCT 2020 3. Ensure CDS site(s) operation by 1 OCT 20 4. Investigate mobile refund point for Events by April 2021 5. Engage with City of Perth events and social enterprise to promote CDS opportunities – DEC 2020 6. Develop communication/educational materials FY 2020 - 21 (ongoing)	Oct -20 Depot & RVM Oct - 21 Mobile Refund capabilites for events	Oct -20 Depot & RVM Oct - 21 Mobile Refund capabilites for events	Yes		✓	✓	Operations (WAC)	**Risks:** Scheme does not generate community up-take due to in adequate promotion or poor site selection, non-compliance with WARRL terms and conditions, lack of site security resulting in container theft and staff traning. **Mitigation:** Ensure approriate site selection and staff training (onboarding), ensure compliance with WARRL conditions.
Policies and procurement	Up-date Waste Guidelines for Developments	New	**1.** Research State, WALGA and other capital city waste guidelines. https://www.wastenet.net.au/programs/planning-for-waste-management.aspx **2.** Update the Waste Guidelines for Developments to include FOGO, generation rates should include food waste and garden waste **3.** Ensure the review process for Waste Management Plans between Development Approvals and Operations/WAC **4.** Review at minimum every 3 years.	**1.** Existing state, WALGA and other capital city waste guidelines to be reviewed by June 2022. **2.** Draft waste guidelines to be updated by August 2022. **3.** Stakeholder engagement to be complete by September 2022. **4.** Memo to be placed on council hub (or equivalent) to advise commissioners of changes by October 2022. **5.** New guidelines to be published on the City of Perth intranet page by the end of 2022. **6.** Update review process with Development Approvals as required.	New revision of Waste Guidelines for All Developments to be published on the internet by December 2022	Dec-22	Yes		✓	✓	Operations (WAC)	**Risks**: Inappropriate building design can result in barriers for waste avoidance and segregation. Bin storage areas of inadequate size to ensure appropriate collection frequency (lower frequency=less cost). Bin presentation areas are inappropriate resulting in adverse safety, traffic pedestrian and asthetics outcomes. **Mitigation**: Ensure appropriate guidelines to allow the City to allow waste vehicle access, bin storage and bin presentation. Ensure this guidelines is accompained by an appropriate review process.
	Develop Waste Local Law	New	**1.**Develop Waste Local Law. https://www.wastenet.net.au/documents/297/template-waste-local-law-guidance-note **2.**Ensure all stakeholders involved in the development are ware of intent and enforcement capabilities. **3.**Submit Waste local law to Council for adoption. **4.**Review to ensure compliance effectiveness at minimum every 5 years or as required.	**1.**Develop draft Waste Local Law in partnership with relevant stakeholders, Rangers, City governance and legal services Feb - 2022 **2.**Staff training on Waste Local Law capabilities and purpose Nov – 2022 **3.**Adopted by council by July 2023 **4.**Ensure Waste Local Law is made publicly available by Aug – 2023	Ensure WAC operations and enforcemnet capabilites reflect directives of the Waste Local Law - July 2023	Jul-23	Yes		✓	✓	Operations (WAC) Rangers Customer experience	**Risks**: Long time frame for new act means that there is unlikely to be any compliance improvement in the short term **Mitigation**: Utilisation of WALGA template, develop robust local law for comment and review, ensure appropriate staff training

	Up-date Events Guidelines	Existing	**1.**Review Events guidelines **2.**Engage City of Perth Activities/Events **3.**Promote, encourage and educate Event organisers regarding; •consistent communications •Public recycling options •CDS •Recued reliance on single use products	**1.**Engage City Activities/Events – Feb 2021 **2.**Review and up – date event guidelines by July – 2021 **3.**Implement event guidelines to relevant stake holders by Nov – 2021	Up-date and circulate event guidelines no later than - Nov 2021	Nov-21	Yes	✓	✓	✓	Operations (WAC) Activities	**Risks:** Push back from organisers, increased event costs, limited up-take of initiatives, guidelines not clear and concise **Mitigation:** Ensure appropriate education outlining goals, responsibilities and economic benefits. Ensure guidelines are clear and concise, mitigate complexity
	Assist with development of sustainable procurement policy	Existing	Assist the Sustainability Officer as required, with: **1.** Research state, WALGA and other capital city sustainable procurement policies etc as appropriate. **2.** Assess the best way to encourage sustainable procurement and appropriate measures (specifically greater use of recycled products and local market development). **3.** Submit policy to council for adoption **4.** annual review aimed to measure success of sustainable procurement.	**1.** Assist the Sustainability Officer as required, with development of policy and associated procedures to be adopted by Council by March 2021	Assist the Sustainability Officer as required, with development of policy and associated procedures to be adopted by Council by July 2021	Jul-21	Yes	✓	✓	✓	Assist the Sustainability Officer as required	**Risks:** Unclear procedures/ processes may result in units procuring items incorrectly. Additonal unexpected expenditure. **Mitigation:** Ensure appropraite processes/ procedures are in place to support units. Appropriate reviews in place to assess effectiveness.
Data	Improve data collection for illegal dumping	New	**1.**Align the WALGA Model Process: Illegal Dumping to the present and future objectives of the City. **2.**Ensure all illegal dumping incidents, waste types and costs are recorded **3.**Identify opportunities for recovery and recycling **4.**Align strategies with Waste Local Law, enforcement capabilities **5.** Identify incidents to refer to DWER compliance and enforcement	1.Stakeholder engagement and review of the WALGA Illegal Dumping Model Process by April - 2021. 2.Develop process and objectives focussing on data capture and reporting by July 2021. 3.Liaise with ICT to develop database and dashboard by Aug 2021 4.Establish process across all departments by Mar - 2022	New illegal dumping process/procedure to be developed by April 2021 ICT central database and dashboard to be developed by August 2021	Mar-22	Yes	✓	✓	✓	Operations (WAC) ICT Services Rangers City Watch Environmental Health Customer Experience	**Risks:** Inconsistent data capture due to lack of training, process or technology **Mitigation:** Ensure a robust process is developed for both field and office staff to capture and record relevant data. Apply technology were appropriate
	Study/trial to determine City commerical and residential waste generation volumes	New	1. Determine an appropriate timeframe to undertake study/trial and parameters 2. Develop project plan outlining approach, delivery and outcomes - Currently all waste generated by commercial and residential properties cannot be differentiated as it is all collected by the same waste vehicles 3. Record waste types and volumes 3. To assist in tailoring the City's approach to achieving its state waste strategy targets 4. Inform future waste education and communication plans 5. Data collected to inform Waste Data Online reporting requirements	1. Determine an appropriate time frame to undertake study/trial and parameters – DEC 2020 2. Develop project plan – FEB 2021 3. Implement study/trial no later than 1 July 2021 4. Review results to be able to provide data for waste data online 2021	Determine trial date prior to 1/10/2021	Oct-21	Yes	✓	✓	✓	Operations (WAC)	**Risks:** lack of accuracy if using inadequate data set for study, anomalies in service arrangements, poor recording of data, lack of resources available to undertake complete trial, impact on current service delivery and reduced customer experience **Mitigation:** Ensure accuracy of data set, review any anomalies found in service agreements, secure staff and resources to undertake trial (review collection schedules, run times and vehicle capacity) to ensure no/minimal disruption to normal services, ensure all weighbridge
	Audit of waste generated at City events	New	**1.** Establish a process to accurately record event bin collection data (volume/weight/broken down into waste streams/total cost) that the City's waste unit collects as well as collection for City events that are serviced by private contractors. **2.** Identify appropriate time to commence audits in 2021 **3.** Create a standard database and dashboard to allow easy access to data.	**1.** Process to accurately record event bin collection data (volume/weight/total cost) by Dec 2022 **2.** Work with ICT to develop an appropriate database and dashboard which is maintained to ensure easy access to data (automatically updated if possible) by July 2023.	New process/procedure to be developed for event bin collection data by December 2022 ICT central database and dashboard to be developed by July 2023	Jul-23	Yes		✓	✓	Operations (WAC) ICT Services	**Risks:** Data collection is not user friendly or time efficient resulting in users not utilsing the process. Not being able to understand the cost of event bin collection. Not being able to accurately report againt State requirements. **Mitigation:** Ensure appropriate stakeholder engagement. Develop user friendly data collection system.
Behaviour change programs and initiatives	Develop a residential waste education and communication plan	New/Existing	**1.** Incorporate the consistent communications collective (CCC) and waste sorted tool kit into the broader City of Perth WAC communications plan. This is to include tools provided in the WasteSorted toolkit.	**1.**Incorporate consistent communications framework and waste sorted tool kit for new calendar year – 2021	CCC - Jan - 2021	CCC - Jan - 2022	Yes	✓	✓	✓	Operations (WAC) Marketing and Media	**Risks:** Marketing and media not informed of CCC **Mitigation:** Engage and strategise with Marketing and Media regarding CCC and incorporate WasteSorted Toolkit.

Communtiy Recycling hubs	New	**1.**Identify City locations or partnerships that would benefit from a community recycling hub e.g. City library/Council house/City Farm **2.**Identify waste streams that can be safely and effectively collected and disposed of **3.**Engage contractor to build and supply community recycling hubs to specifications **4.**Develop promotional and communications material **5.**Install community recycling hubs **6.**Record waste stream volumes	1.Identify City locations by Apr – 2021 2.Appoint contractor to construct community recycling hub by Jul-2021 3. Install recycling hubs at designated locations by Nov – 2021	Nov-21	Nov-21	Yes		✓	✓	Operations (WAC)	**Risks**: limited City locations, incorrect waste stream selection, limited up-take by members of the public and incorrectl disposal of waste, no data collection **Mitigation**: Ensure engagemnet/communication with City departments to select optimal locations, optimal location will ensure up-take by members of the public ensure waste is disposed of in a safe manner.
Develop Waste Engagement/communication Strategy with key City stakeholders and sites	New	**1.** Identify all communication and resource opportunities available to key City stakeholders **2.** Draft a waste engagement strategy promoting public place recycling opportunities, CDS, waste consistent messaging, grant funding and collaboration opportunities. demographics/users include but not limited to; • Perth cultural centre • Kings Park • Elizabeth Quay • Yagan, Kings and Raine Square • Museum • Library and Perth Arts precinct **3.** Include strong connection to Waste Authority Communication Guidelines, WasteSorted communications toolkit and other Waste Authority Guidelines	**1.**Identify key City stakeholders and Sites – April 2021 **2.**In consultation with marketing and media develop a concise communication package to inform key stakeholders and sites of consistent messaging opportunities, CDS, public place recycling and grant fund opportunities by July – 2021 **3.**Roll -out for start of 2021-2022 FY	Jul-21	Provision of materials to key stakeholders prior 01/07/2021	Yes	✓	✓	✓	Operations (WAC) Marketing and Media	**Risks:** limited up-take or interest from key City stakeholders, undertaking own sustainability requirements **Mitigation**: Ensure engagemnet/communication with all stakeholders outlining the strategic bennefits and importance of waste sorted toolkit guidelines
Waste Wise Schools	New	1. City's Waste Education Officer is to contact Waste Wise Schools to ask which schools are accredited and have received grants. 2. City's Waste Education Officer is to contact local schools to see if they are aware of the Waste Authorities' Waste Wise School's program 3. Waste Education officer to facilitate school's participation and successful outcomes.	1. Acquire relevant contact list for schools within the City of Perth – Dec 2020 2. Engage with representative of each school (note there are a small number of schools within the City of Perth 3. Encourage participation no later than term 1, 2021	Engage all schools within City boundary 30/04/2021	Apr-21	Yes	✓	✓	✓	Operations (WAC)	**Risks:** Schools participation is ineffective with no consistent messaging to students and wider community. **Mitigation:** Waste Education Officer to assist in facilitating successful/postiive outcomes and relationships.
Develop local Litter Strategy	New	**1.** Develop Local Litter Strategy including the below: • Litter Hot Spots • Education required amoungst City staff for litter prevention and compliance • Identify responsibilities within CoP units for litter management/prevention and subsequent work procedures updated **2.** Work in collaboration with Keep Australia Beautiful **3.** Ensure appropriate link to education and engagement plan **4.** Assess recovery options	**1.** The litter strategy is to complement the City of Perths waste local law **2.** Finalise local litter strategy prior to July 2022	Expected delivery date 1/07/2023	Jul-23	Yes			✓	Operations (WAC & Parks) Support from: Rangers HAA (EHOs)	**Risks**: Unclear responsibilities amongst City units, inadequate staff education/confidence/managerial support. Inadequate data to measure the success of any enforcement and prevention programs. **Mitigation**: Ensure appropriate data collection is in place to establish baseline volumes/hotspots and total cost. Ensure adequate upper managerial support for the plan. Ensure all responsibilities are clear and all appropriate procedures and work instructions are updated.

Bin Audit Composition Category Details

Recyclable Components				
1	2	3		4 Descriptors
Recyclables	Paper	Recyclable Paper	Newspaper	Newspapers, Newspaper like pamphlets,
			Glossy Paper	magazines (glossy) pamphlets, present wrapping paper,
			Office Paper	A4 document paper, writing pads, letters, stationery papers, Print / Writing Paper, envelopes
			Coloured Paper	Coloured Paper
		Non-Recyclable Paper	Composite Paper	Composite paper items where the weight of the paper is estimated to be greater the weight of the other materials, envelopes with transparent windows
			Contaminated Paper	Paper towel, Paper Napkins, Contaminated Paper - soiled not recyclable
			Other Paper	Non-Recyclable Paper, greaseproof paper, paper with wax coating, high wet strength papers, telephone books
	Cardboard	Recyclable Cardboard	Corrugated Cardboard	Corrugated cardboard boxes,
			Packaged Flat Cardboard	packing boxes etc, cereal boxes, business cards, folding cartons
			Liquid Paper Board Foil Lined and Other	UHT / Long life milk, Soy Milk Cartons, some fruit juice cartons, Carbon barriers, Milk Cartons, Cardboard with wax coating, paper/disposable cups including biodegradable cups
		Non-Recyclable Cardboard	Composite cardboard	Composite cardboard items where the weight of the cardboard is estimated to be greater the weight of the other materials, e.g. pringle boxes etc,
			Contaminated Cardboard	Contaminated Cardboard e.g. pizza boxes
			Other Cardboard	Non-Recyclable Cardboard
	Plastics	Recyclable Plastics	PET #1	Soft drink bottles, juice bottles, some food & mouthwash containers (e.g. jam & sauce bottles, peanut butter jars) including coloured PET
			HDPE#2	Milk and cream bottles, shampoo and cleaner bottles, HDPE bottles, including coloured HDPE
			PVC#3	Cordial and juice bottles, blister packs, plumbing pipes and fittings, PVC labels
			LDPE#4	Ice cream container lids, cream bottle lids, squeeze bottles, lids, builder's black plastic, black mulch film, plant nursery bags
			Polypropylene#5	Ice cream containers, drinking straws, pot plant pots, some bottle caps, plastic garden settings, potato crisp bags, compost bins
			Polystyrene #6	Yoghurt / sour cream containers, hot drink cups, take away containers, plastic cutlery, video/CD boxes, packaging foam, any foam
			Plastic#7 Other	Tupperware, Mixed unidentifiable plastics, all other resins and multi-blend plastic materials
		Non-Recyclable Plastics	Plastic Bags	Plastics Shopping Bags, Plastic Produce/Food Bags, Resealable Plastic Bags, Bin liners, Garbage bin liners, Compostable Plastics Bags
			Plastic Film	Cling film
			Composite (Mostly Plastic)	Composite plastic items where the weight of the plastic is estimated to be greater than the other material items
	Glass	Recyclable Glass (CDS Glass)	Glass Bottles	Beer/Cider Mixed Drinks, Soft drink bottles, not broken glass
		Recyclable Glass	Glass Other	wine bottles, food and sauce jars,
		Non-Recyclable Glass	Miscellaneous/Other Glass	Plate glass (window and windscreen), broken light globes glass, glass particles, Black or ceramic lined glass, Including broken glass that is recyclable more than 50mm in size
	Ferrous (Steel)	Steel	Steel Cans	Food cans, pet food cans, tins, empty paint tins,
			Steel Aerosols	Aerosol cans
			Composite Ferrous (Mostly Ferrous)	Composite ferrous items where the weight of the metal is estimated to be greater than the other material items
			Ferrous Other	Beer bottle tops, 100% ferrous items that are not cans / tins / packaging materials
	Non Ferrous (Aluminium)	Aluminium	Aluminium Cans	Beer and soft drink cans,
			Aluminium Aerosols	Aluminium aerosol cans
			Aluminium Foil	clean foil
			Composite Non-Ferrous (Mostly Non-Ferrous)	Composite non-ferrous metal items where the weight of the metal is estimated to be greater than the other material items
			Non-Ferrous Other	Copper / brass / bronze items, other metals (not ferrous / aluminium), Aluminium tamper proof seals
Contaminants/Non-Recyclable Components				
Organic	Organic	Organic	Food Waste	Vegetable scraps, meat scraps, animal food, leftover food, Food particles, Bones
			Green Waste	Grass clippings, tree trimmings / pruning's, flowers, tree wood
			Packaged Food Waste	(Liquid containers - quarter full or more) and (Food Waste in containers or bags)
			Other Putrescible	Animal excrement, mixed compostable items
	Other Organics	Other Organics	Wood/Timber	Milled wood / timber, wooden skewers
	Textiles	Textiles	Textiles	(Natural/Synthetic - Apparel/Bedding etc.), (Leather and Rubber)
			Other Textiles	Shoes, handbags, millinery etc
	Earth	Earth	Soil/Dust 'n' Dirt and Inert and Broken Glass, Ash/Coal	Vacuum bag contents, soil, rocks, dirt, grit, mud, Broken Glass less than 50mm in size
			Ceramics, Rocks/Stones, Bricks, Concrete	Bricks and stones, Cups, bowls, pottery items, concrete
Hazardous	Medical	Medical Waste	Pharmaceuticals	Unused prescription medicine, vitamins and Minerals
			Medical Waste	Band aids, Bandages, Used surgical gloves, Surgical Instruments, Medical aids/kits, Medical devices and radioactive materials, any solid waste generated from a diagnosis, treatment of humans or animals, /Medical Other
			Hypodermic Syringes	Hypodermic Syringes, Epi Pens
	Pathogenic Infectious	Pathogenic Infectious	Sanitary / Hygiene	used tissues (items with any bodily fluids), tampons/pads, cotton buds)
			Nappies	Adult and Child disposable nappies
	Hazardous	Hazardous	Chemicals	Bleach, Shampoo, Cleaning Products, (where the weight of the product is estimated to be greater than the weight of the container)
			Paint	Wet/Dry Paint
			Batteries Household	Batteries (Single Use and Rechargeable), Mobile phone battery
			Batteries Other	Vehicle Batteries e.g. Car/Boat, Industrial batteries e.g. Power Supply (UPS)
			Fluorescent Tubes/Light Bulbs	
			Oil Household, Motor & Other	
			Building Material	
			Hazardous Other	Uncategorized hazardous waste
Other	Electronic Waste	Electronic Waste	Toner Cartridges	Toner Cartridges
			Computer Equipment	Computer Components, Peripheral Devices/Computer Printer or Photocopier/Printer
			Mobile Phones	Mobile phones
			Electrical Items	Electrical Products
	Miscellaneous	Miscellaneous	Miscellaneous (Specify)	Any items not applicable to other categories

GLOSSARY

Avoidance	Avoidance refers to the prevention or reduction of waste generation and is the most preferred option in the waste hierarchy.
Better practice	Better practice refers to practices and approaches that are considered by the Waste Authority to be outcomes-focussed, effective and high performing, which have been identified based on evidence and benchmarking against comparable jurisdictions
Commercial and industrial waste (C&I)	Solid waste generated by the business sector, State and Federal Government entities, schools and tertiary institutions.
Commercial waste services	• Refers to drop-off, kerbside, vergeside or other waste services provided by the local government to commercial premises. • Discretionary service, not offered by all local governments
Construction and demolition waste (C&D)	Solid waste produced by demolition and building activities, including road and rail construction and maintenance, and excavation of land associated with construction activities.
Disposal	• Disposal refers to the discharge of waste into the environment, either into landfill or another disposal route. • Disposal is the least preferred option in the waste hierarchy.
Drop-off facilities and services	• Drop-off collections are where reportable waste is delivered to the waste depot (drop-off facility) by the residents of the local government i.e. self-hauled waste. • Services are provided to collect waste or recyclable materials. • May be temporary or permanent standalone drop-off points for one or more materials, or may form part of other waste facilities (such as landfills or transfer stations). • **Note**: this does not include HHW drop-off points
Energy recovery	The process of extracting energy from a waste stream through re-use, reprocessing, recycling or recovering energy from waste
Household hazardous waste (HHW) facility	• Refers to facilities for the drop-off and storage of HHW • Includes consideration of the drop-off and storage procedures and infrastructure, staffing and resourcing, layout, operation and management HHW facilities, etc.
Illegal Dumping	Illegal dumping is the unauthorised discharging or abandonment of waste and is an offence under Section 49A of the *Environmental Protection Act 1986*. Illegally dumped waste is generally considered to have the following attributes: Volume: > 1 cubic metre Environmental impact: Contains items/substances that are potentially noxious or hazardous; potential for environmental harm if material leaks, spreads or degrades Type of waste: Commercial or industrial waste; larger-scale household waste Reason for offence: Premeditated decision; commercial benefit or avoidance of fee Mode of deposition: Deposited using a vehicle
Kerbside waste services	• A regular, containerised collection service (often a wheelie bin) where the waste or recycling is collected from outside a resident's dwelling. • Can apply to either recycling or general waste (and in a few instances green waste).
Landfill	• Refers to inert or putrescible waste, registered or licenced landfills • Activities related to the layout, operation, management and post closure of a landfill. • Includes consideration of the technology and infrastructure on site, staffing and resourcing, and any other waste facilities or services at the landfill site (e.g. greenwaste or recycling drop off, mulching, tip shop, etc.)
Litter	Litter is defined in the *Litter Act 1979* as including: • all kinds of rubbish, refuse, junk, garbage or scrap; and • any articles or material abandoned or unwanted by the owner or the person in possession thereof, but does not include dust, smoke or other like products emitted or produced during the normal operations of any mining, extractive, primary or manufacturing industry. Litter is generally considered to have the following attributes:

	Volume	< 1 cubic metre
	Environmental impact	Nil or minor actual or potential environmental impact
	Type of waste	Personal litter
	Reason for offence	Unpremeditated, convenient disposal
	Mode of deposition	Deposited by hand (includes dropping by hand from a vehicle)
Local government waste management	• Refers to waste generated by a local government in performing its functions • Includes materials such as construction and demolition waste from road and footpath building and maintenance; greenwaste from parks maintenance; waste generated at local government offices, depots, and facilities	
Municipal solid waste (MSW)	Solid waste generated from domestic (residential) premises and local government activities	
Peel region	The Peel region is the area defined by the Peel Region Scheme.	
Perth metropolitan region	The Perth metropolitan region or the Perth region is the area defined by the Metropolitan Region Scheme.	
Public place services	Public place waste services refers to permanent bins provided by local government in public places to collect waste and/or recycling.	
Recovery	The process of extracting materials or energy from a waste stream through re-use, reprocessing, recycling or recovering energy from waste.	
Reuse	Reuse refers to using a material or item again.	
Reprocessing	Reprocessing refers to using an item or material that might otherwise become waste during the manufacturing or remanufacturing process.	
Recycling	The process by which waste is collected, sorted, processed (including through composting), and converted into raw materials to be used in the production of new products.	
Residual Waste	• Waste that remains after the application of a better practice source separation process and recycling system, consistent with the waste hierarchy as described in section 5 of the WARR Act. • Where better practice guidance is not available, an entity's material recovery performance will need to meet or exceed the relevant stream target (depending on its source - MSW, C&I or C&D) for the remaining non-recovered materials to be considered residual waste under this waste strategy.	
Special event waste services	Special event waste management refers to temporary bins and/or waste collection services provided by local government to manage waste generated at events such as fireworks displays, music festivals, sports events, markets etc.	
Sustainable procurement	Sustainable procurement involves meeting a need for goods and services in a way that achieves value for money and generates benefits not only to the organisation, but also to society and the economy, while minimising damage to the environment.	
Transfer station	• Refers to facilities which undertake large scale consolidation of waste or recyclable materials for transfer to another facility for processing or disposal • Activities related to the layout, operation and management of a transfer station • Includes consideration of the technology and infrastructure on site, staffing and resourcing, and any other waste facilities or services available at the site (e.g. greenwaste or recycling drop off, mulching, tip shop, etc.)	
Vergeside waste services	• Vergeside collection services are bulk, infrequent (~every 4-6 month or on demand) services. • Material is collected from residential 'vergesides' either non-containerised or in a skip provided by the local government. Vergeside services may relate to green waste or hard waste • Includes waste and/or recyclable materials that may be mixed or separated and the source and can include green waste or hard waste.	
Waste services	Waste services are defined by the *Waste Avoidance and Resource Recovery Act 2007* as the: • the collection, transport, storage, treatment, processing, sorting, recycling or disposal of waste; or • the provision of receptacles for the temporary deposit of waste; or • the provision and management of waste facilities, machinery for the disposal of waste and processes for dealing with waste.	

!¢¢!/I a9b¢ MO¢M5

Government of **Western Australia**
Department of **Water and Environmental Regulation**

We're working for Western Australia.

Guidance document

Local government waste plans

DRAFT

DRAFT

Department of Water and Environmental Regulation

Prime House, 8 Davidson Terrace
Joondalup Western Australia 6027

Telephone +61 8 6364 7000
Facsimile +61 8 6364 7001
National Relay Service 13 36 77

dwer.wa.gov.au

© Government of Western Australia
February 2019

This work is copyright. You may download, display, print and reproduce this material in unaltered form only (retaining this notice) for your personal, non-commercial use or use within your organisation. Apart from any use as permitted under the Copyright Act 1968, all other rights are reserved. Requests and inquiries concerning reproduction and rights should be addressed to the Department of Water and Environmental Regulation. Acknowledgements

Disclaimer

This document has been published by the Department of Water and Environmental Regulation. Any representation, statement, opinion or advice expressed or implied in this publication is made in good faith and on the basis that the Department of Water and Environmental Regulation and its employees are not liable for any damage or loss whatsoever which may occur as a result of action taken or not taken, as the case may be in respect of any representation, statement, opinion or advice referred to herein. Professional advice should be obtained before applying the information contained in this document to particular circumstances.

The Department of Water and Environmental Regulation was established by the Government of Western Australia on 1 July 2017. It is a result of the amalgamation of the Department of Environment Regulation, Department of Water and the Office of the Environmental Protection Authority. This publication may contain references to previous government departments and programs.

Please email the Department of Water and Environmental Regulation to clarify any specific information.

This publication is available at our website or for those with special needs it can be made available in alternative formats such as audio, large print, or Braille

Photo:
Cover:
Inside cover,
Back cover,

Content

DRAFT

1.0 Introduction 5

1.1 Purpose of guideline 5
1.2 Waste Avoidance and Resource Recovery Strategy 2030 6
1.3 Local government waste management activities 10
1.4 Integrated planning and reporting 10

2.0 Planning and reporting 12

2.1 Initial development of waste plans 12
2.2 Annual reporting requirements 15
2.3 Major review of waste plan requirements 15

3.0 How to complete Part 1 – services and performance 17

3.1 Integrated planning and reporting 17
3.2 Avoid 18
3.2 Recover 18
3.3 Protect 19
3.4 Local government waste management activities 20
3.5 Summary 23

4.0 How to complete Part 2 – implementation plan 25

4.1 Waste services 29
4.2 Waste infrastructure 33
4.3 Policies and procurement 34
4.4 Data 35
4.5 Behaviour change programs and initiatives 36

5.0 Self-assessment checklist 37

6.0 Glossary 38

Appendix A: Local government waste plan categories 41
Appendix B: Local government waste plan templates 44
Appendix C: Annual progress report template 45

DRAFT

1.0 Introduction

The *Waste Avoidance and Resource Recovery Strategy 2030* (Waste Strategy) was released on 10 February 2019, and sets ambitious targets for Western Australia to become a sustainable, low-waste, circular economy in which human health and the environment are protected from the impacts of waste. The Waste Strategy is available at www.wasteauthority.wa.gov.au.

The Waste Strategy includes the following headline strategy:

> Implement local government waste plans, which align local government waste planning processes with the *Waste and Resource Recovery Strategy 2030.*

Local governments have an important contribution to make to the Waste Strategy vision for the state. Waste plans will provide a link between the Waste Strategy and local government waste management activities. Local governments will determine the most appropriate waste management solutions for their local communities but will be required, through waste plans, to demonstrate how these waste services align with the Waste Strategy and contribute to its objectives and targets.

Section 40(4) of the *Waste Avoidance and Resource Recovery Act 2007* (WARR Act) gives the Chief Executive Officer (CEO) of the Department of Water and Environmental Regulation (the department) powers to require local governments to prepare and report on a waste plan outlining how waste services provided by the local government will be managed to achieve consistency with the Waste Strategy in the protection of human health and the environment.

Aligning waste services through a waste plan consistent with the Waste Strategy provides a mechanism for local governments to contribute to, and achieve the targets and objectives of the Waste Strategy, and to increase consistency in waste planning across local government.

Waste plans will form part of local government plans for the future. Waste plans will inform and be informed by the strategic planning activities which local governments undertake under the requirements of the *Local Government Act 1995* (LG Act) (s.1.4).

DRAFT

1.1 Purpose of guideline

This guideline is to assist local governments to prepare and report on waste plans consistent with the requirements of the department's CEO. It provides waste plan templates and guidance for completion, and timelines for implementation, reporting and review of waste plans.

1.2 Waste Avoidance and Resource Recovery Strategy 2030

The objectives of the Waste Strategy are to generate less waste, recover more value and resources from waste, and protect the environment by managing waste responsibly (Table 1).

The waste hierarchy and circular economy

The waste hierarchy and circular economy are central to the Waste Strategy. The waste hierarchy ranks waste management options in order of their general environmental desirability. A circular economy complements the waste hierarchy – it aims to keep materials and energy circulating in the economy for as long as possible. Consistent with the waste hierarchy and circular economy, the strategy recognises that material recovery is preferable to energy recovery, and energy recovery is preferable to landfill.

The waste management activities included in waste plans should be consistent with waste hierarchy and circular economy principles.

Local government: waste generators and waste managers

The Waste Strategy recognises the roles that different individuals and organisations have in generating and managing waste. Local governments are both generators of waste (waste resulting from services local government provides to the community), and managers of waste (providing household waste collection and recycling services, operating waste facilities, and delivering education and awareness programs).

Many of the targets, objectives and strategies of the Waste Strategy are relevant to the waste management activities of local government, and a number of the targets relate specifically to municipal solid waste (MSW) (Table 1).

Department of Water and Environmental Regulation

DRAFT

Table 1: Waste Strategy vision, objectives and targets

Vision: Western Australia will become a sustainable, low-waste, circular economy in which human health and the environment are protected from the impacts of waste

Objectives	**Avoid** Western Australians generate less waste	**Recover** Western Australians recover more value and resources from waste	**Protect** Western Australians protect the environment by managing waste responsibly
State tagets	• 2025: 10% reduction in waste generation per capita • 2030: 20% reduction in waste generation per capita	• 2025: Increase material recovery to 70% • 2025: All local governments in the Perth and Peel regions provide consistent three-bin kerbside collection systems that include separation of Food Organics and Garden Organics (FOGO) from other waste categories • 2030: Increase material recovery to 75% • From 2020: Recover energy only from residual waste	• 2030: No more than 15% of Perth and Peel regions' waste is disposed to landfill • 2030: All waste is managed by and/or disposed to better practice facilities
	Community		
Targets for waste generators	• 2025: Reduction in MSW generation per capita by 5% • 2030: Reduction in MSW generation per capita by 10%	• 2020: Increase MSW material recovery to 65% in the Perth and Peel regions, 50% in major regional centres • 2025: Increase MSW recovery to 67% in the Perth and Peel regions, 55% in major regional centres • 2030: Increase MSW material recovery to 70% in the Perth and Peel regions, 60% in major regional centres	• 2030: Move towards zero illegal dumping • 2030: Move towards zero littering

DRAFT

Objectives	**Avoid** Western Australians generate less waste	**Recover** Western Australians recover more value and resources from waste	**Protect** Western Australians protect the environment by managing waste responsibly
	Government and industry		
	• Reduction in construction and demolition (C&D) waste generation per capita by 15% by 2025, 30% by 2030 • Reduction in commercial and industrial (C&I) waste generation per capita by 5% by 2025, 10% by 2030	• C&D sector: Increase material recovery to 75% by 2020, 77% by 2025, 80% by 2030 • C&I sector: Increase material recovery to 70% by 2020, 75% by 2025, 80% by 2030	• 2030: Move towards zero illegal dumping
	Waste industry		
	• 2030: All waste is managed and/or disposed using better practice approaches	• 2030: All waste facilities adopt resource recovery better practice	• 2030: No more than 15% of Perth and Peel regions' waste is disposed to landfill • 2030: All waste facilities adopt environmental protection better practice

DRAFT

1.3 Local government waste management activities

Waste plans are the mechanism through which local governments can strategically work towards achieving consistency with the objectives and targets of the Waste Strategy.

There are a number of waste management activities that local governments undertake which may be employed to avoid waste generation, recover more materials from waste, and protect human health and the environment from the impacts of waste. Waste plans are structured around these activities (see sections 3.0 and 4.0):

- waste services
- waste infrastructure
- behaviour change programs and initiatives
- policies and procurement
- data collection.

1.4 Integrated planning and reporting

Integrated planning and reporting (IPR) gives local governments a framework for establishing local priorities, and linking them with operational functions.

All local governments are required to plan for the future of their district under s.5.56 (1) of the LG Act. The plan for the future includes the development of:

- **Strategic Community Plan (SCP):** the local government's principal ten-year strategy and planning document, which outlines the local government's vision and long/medium-term priorities.
- **Corporate Business Plan (CBP):** a four-year delivery program, aligned to the SCB, and accompanied by four-year financial projections.
- **Informing strategies:** these inform, and are informed by, the SCP and CBP. They provide more specific and detailed guidance on strategic direction, and in some cases actions, and include long-term financial plans, asset management plans, workforce plans and issue- or area-specific plans (e.g. information and communication technology plan, recreation strategy, arts and culture plan, economic development strategy, youth plan, local area plan).

Waste plans fit within local government IPR as an issue-specific informing strategy (Figure 1).

As part of a local government's plan for the future, waste plans should inform, and be informed by, the SCP and CBP.

Waste plans should be included in local government strategic reviews of the IPR suite of documents. New expenditure required to implement waste plan actions should also be incorporated into the CBP, Long Term Financial Plan, and annual budgets as appropriate. The timing of waste plans (Section 2.1) has been designed to coincide with local government IPR budgeting and strategic planning processes.

More information is available in the Integrated Planning and Reporting Framework and Guidelines – September 2016.

DRAFT

Figure 1: Integrated planning and reporting framework (Source: Integrated Planning and Reporting Framework and Guidelines – September 2016).

DRAFT

2.0 Planning and reporting

In this initial phase of the roll-out of waste plans, local governments and regional councils in the Perth, Peel and major regional centres (Table 2, Appendix A) are required to develop waste plans by completing parts 1, 2 and 3 of the local government waste plan templates (Appendix B):

- Part 1 – services and performance
- Part 2 – implementation plan
- Part 3 – self-assessment checklist

Table 2: Waste plan requirements

	Local governments and regional councils in Perth, Peel & major regional centres	All other local governments and regional councils
Phase 1 of waste plans roll out	Required to develop waste plans for 2020–21 financial year	Not required to develop waste plans, but may choose to do so
Phase 2 of waste plans roll out	Waste plans will be in place, and will be in the process of being implemented	May be required to develop waste plans, date of implementation to be determined

Some local governments may already have other waste management plans or strategies in place, and these may be integrated into the waste plan process if the requirements of the self-assessment checklist (Appendix B) are met. In the longer term, as existing waste strategies expire, all local governments will transition to using the waste plan templates provided by the department.

2.1 Initial development of waste plans

Given the differing needs, resources and capabilities of local governments, there is no expectation that there will be a 'one size fits all' approach to waste plans. The level of detail and number/types of actions in waste plans can be adapted if the plan meets the requirements outlined in the self-assessment checklist (Appendix B).

Waste plans should include short-, medium- and long-term actions, and should at a minimum cover a five-year period. Consistent with the *Waste Avoidance and Resource Recovery Strategy 2030 Action Plan* (Action Plan), these timeframes are defined as:

- ongoing: activities currently under way and/or which will be continuously undertaken
- short term: activities to commence within the next 1–2 years
- medium term: activities to commence within the next 3–5 years
- long term: activities to commence in more than five years.

DRAFT

Progress of the implementation of waste plans will be reported on annually (Section 2.2), and they may be modified and updated during their period of implementation. A major review of waste plan guidance, templates and the waste plans themselves, will occur following the next review of the Waste Strategy (Table 3).

A local government waste plan will consist of three parts, as outlined in the templates provided in Appendix B:

- Part 1 – services and performance
- Part 2 – implementation plan
- Part 3 – self-assessment checklist

The aim of the templates is to ensure consistency, and to allow flexibility. Once parts 1 and 2 are complete, local governments must use the self-assessment checklist (Part 3) to ensure all key information is included in the waste plans. Parts 1, 2 and 3 are then submitted to the department's CEO.

After local governments have received notification (including the finalised templates) from the department's CEO of the requirement to develop waste plans, the department will run workshops on how to develop waste plans, to assist local governments to meet their waste plan requirements. Local governments will also have the option of submitting draft waste plans to the department for comment before they are finalised.

Waste plans should be included in councillor consultation processes for the CBP, annual budget and informing strategies, undertaken in April/May 2020. Once annual budgets and waste plans have been adopted by Council, the waste plan will be submitted to the department's CEO for assessment (Table 3).

The department's CEO will approve each waste plan once it has been assessed as meeting the minimum requirements as specified in the self-assessment checklist (Part 3 in Appendix B). If the waste plan is assessed as not meeting these requirements, the department will formally advise the local government of the reason for this and the proposed resolution, which will differ on a case-by-case basis.

DRAFT

Table 3: Key dates

Requirement	Timeframe
• Consultation on draft waste plan resource kit	4 July – 26 September 2019
• Waste plan resource kit is finalised	October 2019
• CEO provides written notice to local governments	November 2019
• Training workshops to assist waste plan development	November/December 2019
• Local governments develop waste plans (option to submit draft to DWER for comment)	November 2019 – April 2020
• Local government processes: CBP, budgets, councillor consultation, waste plans adopted by council	April – August 2020
• Local governments submit final, endorsed waste plan to the CEO	September 2020
• Annual report on waste plan implementation (for the previous financial year)	1 October 2021 (annually)
• Major review of waste plans and waste plan templates	Following review of waste strategy

DRAFT

2.2 Annual reporting requirements

Progress reports are a useful tool for communicating the results of monitoring and evaluation and for sharing successes and lessons learnt.

In the first phase of waste plan implementation, local governments in Perth, Peel and major regional centres will be required to prepare waste plans which include a 5+ year implementation plan. Implementation will begin 1 July 2020. Local governments will report on the implementation of waste plans annually. The annual report will be due to the department by **1 October** each year, beginning in October 2021 (reporting on activities undertaken in the 2020–21 financial year). A draft template for annual reporting is provided in Appendix C.

To reduce the reporting burden on local government, it is proposed that annual waste plan reports form part of the annual mandatory data reporting local governments will be required to do from 2019, under amendments to the *Waste Avoidance and Resource Recovery Regulations 2008*. The department is developing an online reporting system for this purpose. It is anticipated that this reporting will be in a similar format to the annual Local Government Waste and Recycling Census, with some additional sections/questions related to waste plans.

2.3 Major review of waste plan requirements

To ensure consistency with the Waste Strategy, major reviews of waste plans will occur following the review and release of each Waste Strategy. Waste Strategy reviews are initiated five years after release, however the time taken to complete reviews varies. Major waste plan reviews will therefore occur approximately every five years.

DRAFT

3.0 How to complete Part 1 - services and performance

Part 1 of the waste plan template describes each local government's current waste management performance. It also includes a review of the waste management activities that local governments can undertake to work towards achieving the Waste Strategy targets, including: waste services, infrastructure, behavior change programs and initiatives, policy and procurement and data collection.

Part 1 should be read in conjunction with Appendix B.

The aim of Part 1 is to:

- identify how the local government is performing in relation to the three objectives of the Waste Strategy
- identify the major waste management challenges for the local government
- identify strategic waste and resource recovery infrastructure needs
- establish an evidence base to inform decision-making and target setting when developing the implementation plan (Part 2)
- provide a baseline to compare progress when annually reviewing and updating waste plans.

Please note that the Part 1 template includes data pre-filled by the department. This should be reviewed and updated if necessary by the local government. There are also spaces for local governments to fill in data and provide additional comments.

3.1 Integrated planning and reporting

Table	Instructions
Part 1 – Table 1: *Links between plan for the future and waste management*	Please complete. Add additional comments if necessary

Waste plans form part of local government integrated planning and reporting as an issue-specific informing strategy (Figure 1). Table 1 provides space for local governments to outline any waste-related targets, priorities etc. which form part of the current SCP and CBP.

DRAFT

3.2 Avoid

Table	Instructions
Part 1 – Figure 1: *City of XXX waste generation compared with state averages and targets for 2025 and 2030*	Please review. Add additional comments if necessary.
Part 1 – Table 2: *City of XXX population, households and waste generation compared with state averages and targets for 2025 and 2030*	Please review pre-filled data and amend/update if necessary. Add additional comments if necessary.

Avoidance of waste generation is the preferred waste management option in the waste hierarchy. This section looks at waste generation rates and the reduction required to contribute to the state's 2025 and 2030 waste generation reduction targets.

Reviewing this data is a critical element of waste planning as it can show how waste generation has changed, identify potential reasons for changes and indicate areas to target in Part 2 – implementation plan (Appendix B).

3.2 Recover

Table	Instructions
Part 1 – Figure 1: *City of XXX population, households and recovery rate compared with state averages and targets for 2020, 2025 and 2030*	Please review pre-filled data and amend/update if necessary. Add additional comments if necessary.

In the waste hierarchy, if waste generation cannot be avoided, recovery is preferred to disposal of waste. Recovery includes a number of waste management options, including (in order from most preferred to least preferred):

1. reuse
2. reprocessing
3. recycling
4. energy recovery.

Part 1 – Table 3 gives the overall recovery rate for the local government compared to waste strategy targets and the state average. This is broken down into the proportion of the recovery which was materials recovery (reuse, reprocessing or recycling) or energy recovery. The Waste Strategy includes a target that from 2020, energy should only be recovered from residual waste (see Waste Strategy for more information – Table 1).

DRAFT

3.3 Protect

Table	Instructions
Part 1 – Table 4: *Better practice approaches and programs adopted by the City of XXX*	Please complete. Add additional comments if necessary.
Part 1 – Table 5: *20XX/XX litter data*	Please review pre-filled data and amend/update if necessary. Add additional comments if necessary.
Part 1 – Table 6: *Additional litter information*	Please complete. Add additional comments if necessary.
Part 1 – Table 7: *20XX/XX illegal dumping data*	Please review pre-filled data and amend/update if necessary. Add additional comments if necessary.
Part 1 – Table 8: *Additional illegal dumping information*	Please complete. Add additional comments if necessary.
Part 1 – Table 9: *Illegal dumping data collection*	Please complete if data is available. Add additional comments if necessary.

Objective 3 of the Waste Strategy is to protect the environment by managing waste responsibly, with a focus on litter and illegal dumping, adoption of better practice at all waste facilities, and reducing the proportion of waste generated in Perth and Peel which is disposed to landfill (Table 1).

Adoption of better practice approaches to waste management is an important way in which local government can better protect the environment for the impacts of waste, and contribute to achievement of the targets under objective 3 of the Waste Strategy.

A key strategy of the Waste Strategy is the implementation of the *Litter Prevention Strategy for Western Australia* (Litter Strategy) to reduce littering and illegal dumping and manage their impacts. There are a number of actions in the Litter Strategy which local governments contribute to:

- local government litter strategies developed and promoted
- increased numbers of local government officers undergoing training on littering and illegal dumping prevention actions
- report on litter and illegal dumping using the Keep Australia Beautiful Council template
- increased level of expertise in enforcement of local government officers.

DRAFT

3.4 Local government waste management activities

3.4.1 Waste services

Table	Instructions
Part 1 – Table 10: *Significant sources and generators of waste received by the City in 20XX/XX*	Please review pre-filled data and amend/update if necessary. Add additional comments if necessary.
Part 1 – Table 11: *Compositional audit data for kerbside waste services*	Please complete if data is available. Add additional comments if necessary.
Part 1 – Table 12: *Household hazardous waste drop-off locations within local government authority (LGA) boundary 20XX/XX*	Please review pre-filled data and amend/update if necessary. Add additional comments if necessary.

Local governments are responsible for a range of MSW services, which includes waste generated by households and through local government operations (see Glossary). The majority of MSW is collected by kerbside, vergeside and drop-off services. These services will be the subject of better practice guidance produced by the Waste Authority.

Local government data relating to the waste collected, recovered and landfilled through each of these services is presented in Part 1 – Table 10. This data is used to calculate the recovery rates and measure progress against the Waste Strategy targets. It is important to review this data when developing Part 2 – the implementation plan (Appendix B), as it can:

- provide an understanding of how different systems are performing (e.g. recovery levels)
- highlight the need for any new collection systems or infrastructure
- identify the timing and capacity of any new collection systems or facilities required to meet the changing needs of local governments.

In working towards alignment with the Waste Strategy, the city should focus on the materials/ resources with the greatest potential to support the objectives and targets of the Waste Strategy.

Local governments are encouraged to review their entire waste services offering. Data will be important in any review; for example, bin audits (Part 1 – Table 11) could help a local government understand the material composition in kerbside bins; highlight where additional efforts are required to increase performance (e.g. areas of low participation or high contamination); and assist in planning for future service options such as food organics and garden organics (FOGO) collection.

The Household Hazardous Waste (HHW) Program is funded by the Waste Authority through the Waste Avoidance and Resource Recovery Account. HHW facilities and temporary collection days may be accessed by all community members, not just those living within the local government areas where they are located. Permanent HHW collection facilities are located in 13 local governments and all local governments are also potentially eligible to host a temporary HHW collection day (www.wasteauthority.wa.gov.au/programs/funded-programs/household-hazardous-waste/).

DRAFT

3.4.2 Waste infrastructure

Table	Instructions
Part 1 – Table 13: *Current waste and resource recovery infrastructure operated by the local govt.*	Please review pre-filled data and amend/update if necessary. Add additional comments if necessary.
Part 1 – Table 14: *Planned waste and resource recovery infrastructure*	Please complete. Add additional comments if necessary.

This section summarises current and planned local government operated waste and recycling facilities (**note:** not relevant to local governments that do not own/operate waste facilities).

3.4.3 Policy and procurement

Table	Instructions
Part 1 – Table 15: *Existing waste management contracts*	Please complete. Add additional comments if necessary.
Part 1 – Table 16: *Existing waste-related local laws, strategies and policies*	Please complete. Add additional comments if necessary.
Part 1 – Table 17: *Existing waste-related land use planning instruments related to waste management*	Please complete. Add additional comments if necessary.
Part 1 – Table 18: *Existing sustainable procurement policies and practices*	Please complete. Add additional comments if necessary.

Contracts (Part 1 – 6.3.1, Table 15): This section is for local governments to review their waste and recycling collection, processing and disposal contracts. This can help identify the timing of new initiatives (e.g. FOGO) and opportunities for regional collaboration, whilst allowing sufficient time to plan future procurement processes for infrastructure and collection services.

DRAFT

Local waste laws and policies (Part 1 – 6.3.2, Table 16): Documents/strategies related to regulating, managing and planning for MSW. For example:

- existing strategic waste management plans
- contingency plans for waste management following natural disasters or disruption to waste services/facilities
- local laws (e.g. litter local laws, waste local laws)
- guidelines.

Land use planning instruments (Part 1 – 6.3.3, Table 17): Documents/strategies related to the incorporation of waste management issues into the local government land use planning system. Includes (but not limited to) the local planning strategy, scheme and policies.

Sustainable procurement (Part 1 – 6.3.4, Table 18): Local governments can be significant consumers whose purchasing decisions and procurement policies can have positive impacts. This section reviews activities relating to procurement of infrastructure, goods and services that avoid waste, promote resource recovery or encourage greater use of recyclable and recycled products.

3.4.4 Behaviour change programs and initiatives

Table	Instructions
Part 1 – Table 19: *Behaviour change programs and initiatives (including Waste Authority programs and other local government initiatives)*	Please complete. Add additional comments if necessary.

Communication and engagement with waste generators and managers underpin many local government waste management activities, and are vital in driving behaviour change needed to achieve the objectives and targets of the Waste Strategy.

Behaviour change programs and initiatives refers to activities that increase awareness, skills and knowledge; provide consistent messaging; help people to use waste infrastructure; and encourage the adoption of specific, positive waste behaviours and attitudes.

Community engagement and education underpin a number of strategies in the Waste Strategy, and the first action of the Waste Strategy Action Plan is to:

> Develop state-wide communications to support consistent messaging on waste avoidance, resource recovery and appropriate waste disposal behaviours.

The state government is working on a range of programs to support behaviour change, and local governments are encouraged to leverage off these initiatives (e.g. WasteSorted).

Most local governments have existing behaviour change programs and initiatives and it is important to evaluate their effectiveness. This section includes an opportunity for a high-level qualitative assessment process to understand what has worked and what has not. The results can be used to inform actions development for Part 2 – implementation plan.

DRAFT

3.4.5 Data collection

Table	Instructions
Part 1 – Table 21: *Assessment of waste data*	Please complete. Add additional comments if necessary.

Accurate and timely data is essential for delivery of the Waste Strategy, the provision of quality information and to inform effective decision making. The Waste Strategy includes commitments to support improved waste data collection. Waste plans will form part of the baseline data which can be used by both local and state governments to design and assess policy and programs, make resourcing decisions and measure progress towards Waste Strategy targets and objectives.

The collection and reporting of waste data is undertaken by local governments to:

- inform decision making and planning for the future
- enable the measurement and evaluation of waste management programs and initiatives
- track progress towards achievement of Waste Strategy targets and objectives
- comply with WARR Regulations and licence conditions.

Part 1 – Table 21 provides an opportunity to assess existing waste data practices, identify strengths and gaps and consider the kinds of data activities which could be included in the Part 2 – implementation plan to improve the local government's waste data. It should be completed based on the data/information covered in Part 1, as well as the individual experience of the officer/s responsible for collecting and using waste data.

3.5 Summary

Table	Instructions
Part 1 – Table 22: *Assessment of waste management performance and prioritisation of future actions*	Please complete. Add additional comments if necessary.

The purpose of Part 1 of the waste plan is to consolidate information about current waste management practices, to enable the local government to assess and identify:

- current waste management performance
- alignment between current waste management practices and the Waste Strategy
- strengths and successes, as well as gaps and opportunities for improvement.

Part 1 – Table 22 provides space to analyse the data and information presented in Part 1, and should be used to determine waste management priorities for the short, medium and long term, and translate these priorities into actions in Part 2 – implementation plan.

DRAFT

4.0 How to complete Part 2 - implementation plan

Part 2 of the required waste plan consists of an implementation plan that outlines the actions which the local government will take to contribute to the achievement of relevant Waste Strategy targets and objectives. It is where the priorities described in Part 1 – Table 22 are translated into actions. The Part 2 template is provided in Appendix B.

Implementation plans should include both existing/ongoing waste policies and programs, and new actions. Each local government should determine what kinds of actions best suit their local circumstances and needs, noting that all actions should be undertaken in alignment with the Waste Strategy, and contribute to the achievement of Waste Strategy targets and objectives. Actions should be SMART: specific, measurable, attainable, realistic and time-bound.

The implementation plan template encourages local governments to consider how Waste Strategy targets and objectives can be best met using the waste management tools at their disposal (as outlined in section 3.4 above). There is also space provided for 'other' types of actions, which do not fit within these five categories.

Better practice

The Waste Strategy defines better practice as the practices and approaches that are considered by the Waste Authority to be outcomes-focused, effective and high performing, which have been identified based on evidence and benchmarking against comparable jurisdictions. In consultation with relevant stakeholders, the Waste Authority will identify better practice priorities, develop better practice guidance documents and encourage their adoption.

The achievement of better practice forms part of the targets for all three objectives of the Waste Strategy (Table 1). A number of Waste Authority better practice guidelines already exist, and the Waste Strategy highlights a number of others which will be developed (Table 6).

To align local government waste management with the Waste Strategy, the actions included in Part 2 of the waste plan should take into account/incorporate the relevant Waste Authority better practice guidelines. As waste managers, local governments can recover more resources from waste, and better protect the environment, through the adoption of better practice approaches.

DRAFT

Table 6: Waste Authority better practice guidelines

Status	Subject of guidance	Document title and link
Existing Waste Authority better practice guidelines	Kerbside waste services	Better bins kerbside collection guidelines 2016 NOTE: these guidelines are currently being updated to incorporate better practice three-bin FOGO collection systems in Perth and Peel.
	Behaviour change programs and initiatives	Communications Guidelines WasteSorted communications toolkit NOTE: these guidelines will be built on to reflect changes in waste policy and programs, e.g. implementation of three bin FOGO collection systems.
To be developed by the Waste Authority	Drop-off facilities and services	Currently under development (anticipated release late 2019)
	Vergeside waste services	Currently under development (anticipated release late 2019)
	Household hazardous waste	Currently under development (anticipated release early 2020)
	Waste-derived products	To be developed

DRAFT

Table 7: Description and examples of the information required to complete the waste plan Part 2 implementation plan template

Table 7 explains the table headings for Part 2 - implementation plan (Table 22), and provides some examples of the kinds of reponses that would be expected when completing this part of the waste plan.

Template heading	Explanation	Example responses
Action	Title of the action, brief description of what will be achieved	• Introduction of FOGO bins to kerbside collection service • Adoption of the City of XXX Waste Local Law • Develop a waste communications and engagement strategy which incorporates ongoing activities and new initiatives
Measurement of success	This will be used in the annual reports to review the implementation of the waste plan	• 80% of residents will have access to FOGO services • Five-year communications plan for the city endorsed by council by December 2020 • 30% reduction in waste to landfill by 2025 • 100% recovery of local government-generated green waste through mulching

DRAFT

Template heading	Explanation	Example responses
Detailed actions (AND/OR link to existing local government plan/document that details this activity)	Detail the steps which will be undertaken to complete the action in the waste plan template AND/OR If an existing plan, strategy or other document details this action, provide link and page number	1.1 Undertake analysis to determine cost of on demand system, and investigate processing options for waste. 1.2 Establish 12-month trial of on-demand service covering 2 000 residents in three locations within the city. 1.3 Evaluate trial to determine whether service meets objectives, pros and cons, feedback from users, feasibility of roll-out over entire city. 2.1 Engage a consultant to review effectiveness of current waste communications strategy; identify gaps in public awareness; develop a new 5 year communications strategy based on Waste Authority guidelines which incorporates ongoing activities and new initiatives 2.2 Annual implementation of communications strategy 2.3 Undertake an assessment and review of effectiveness of communications strategy AND/OR • Link: City of XXX Strategic Waste Plan 2019-2029 Section 3.2 page 15
Timeline for implementation (completeion date)	Month and year of anticipated completion (or 'ongoing' if action is continuous)	• March 2022 • Ongoing • To be completed annually in October
Responsibility for implementation	Branch, team or officer title within the local government responsible for implementing the action (not the names of individual officers)	May include (but is not limited to): • Local government communications, waste, planning or environmental health teams/officers • Operation manager at landfill, transfer station, etc. • Consultant

DRAFT

4.1 Waste services

Alignment with Waste Strategy objectives and targets

To align waste management practices with the Waste Strategy, local governments should consider the following when developing actions related to waste services:

- **Better practice:** waste services should be moving towards better practice (as per guidelines, where available).
- **Avoid waste generation:** options for managing waste services in a way which encourages avoidance of waste generation should be considered; options for avoiding incidence of litter and/or illegally dumped waste should be considered.
- **Increased recovery:** waste services should be managed in a way which aims to increase recovery and decrease contamination.
- **Residual waste:** waste services should be managed in a way which aims to reduce the amount of residual waste that they generate, and the amount of residual waste disposed of to landfill; recover energy only from residual waste.
- **FOGO:** all local governments Perth and Peel should be moving toward providing consistent three bin kerbside collection systems that include separation of FOGO from other waste categories by 2025 (as per better practice guidelines).

There are a number of better practice and other guidelines which should be considered when developing actions aimed at improving local government waste services. Potential participation in WARR Account funded programs should also be considered (Table 8).

DRAFT

Table 8: Guidance and programs related to local government waste services

	Waste Authority better practice guidelines	Other guidance	WARR Account-funded programse
Drop-off facilities and services	Currently under development	-	-
Kerbside waste services	Better bins kerbside collection guidelines	Waste Authority Position Statement on Source Separation	Better Bins Program
Vergeside waste services	Currently under development	Waste Authority Position Statement on Source Separation	-
Commercial waste services Local government waste management	Better bins kerbside collection guidelines	Waste Authority Position Statement on Source Separation	Better Bins Program
Public place & special event waste services	-	Waste Authority Position Statement on Source Separation	-
Litter	-	Keep Australia Beautiful WA KAB Litter Report Scheme Litter Prevention Strategy for Western Australia 2015-2020 Waste Wise Schools WWS Litter Fact Sheet WALGA Helium Balloon Litter Background Paper	-

DRAFT

Table 8: Guidance and programs related to local government waste services (cont.)

	Waste Authority better practice guidelines	Other guidance	WARR Account-funded programse
Illegal dumping	-	DWER illegal dumping program and pollution watch hotline WALGA Better Practice Charity Bin Management WALGA Better Practice Optical Surveillance Devices WALGA Shopping Trolley Background Paper	-

DRAFT

What is required in Part 2 – implementation plan

It is expected that the implementation plan will:

- include actions that aim to improve MSW recovery rates, which will contribute to Waste Strategy recovery targets for 2020, 2025 and 2030
- demonstrate a clear path to implementing better practice kerbside collection systems that include FOGO (as per the guidelines) by 2025 (**note:** Perth and Peel regions only)
- include actions encouraging avoidance of generation of litter
- include actions encouraging avoidance of illegally dumped waste
- take into account better practice guidelines, and other available guidance (Table 8).

Local governments should also consider the following when developing implementation plan actions:

- obtaining support for actions through WARR Account-funded programs (e.g. Better Bins)
- participation in product stewardship schemes; for example, for televisions and computers (National Computer and Television Recycling Scheme), mobile phones (MobileMuster), paint (PaintBack), tyres (Tyre Stewardship Australia), and Container Deposit Scheme
- alternatives to landfill for disposal of residual waste
- the feasibility and potential benefits of implementing the waste services listed in Table 8, if they are not currently offered by the local government
- litter: consider activities which could improve litter data, and help target actions to where they are most needed, for example: where are the main litter hotspots? What are the most common materials littered? Does littering happen more at certain times of the year? Are there alternatives to landfill for disposal of litter?
- illegal dumping: consider activities which could improve illegal dumping data, and help target actions to where they are most needed, for example: Where are the main illegal dumping hotspots? What are the most common materials dumped? Does dumping happen more at certain times of the year? Are there alternatives to landfill for illegally dumped waste?

DRAFT

4.2 Waste infrastructure

This section of the implementation plan is only applicable to local governments that operate waste facilities, such as landfills (registered or licenced), transfer stations and HHW facilities.

Alignment with Waste Strategy objectives and targets

Local governments should consider the following when developing actions related to waste infrastructure, to align waste management practices with the Waste Strategy:

- **better practice:** waste facilities operated by a local government should be moving towards better practice (as per guidelines, where available)
- **increased recovery:** waste facilities should be managed in a way which increases recovery, and decreases contamination
- **residual waste:** waste facilities should be managed in a way which aims to reduce the amount of residual waste that they generate and the amount of residual waste disposed of to landfill; energy from residual waste only.

Ensuring all waste facilities adopt better practice by 2030 is a target of the Waste Strategy, and this should be reflected in local government waste plans (where better practice guidelines are available).

Potential participation in WARR Account-funded programs should also be considered (Table 9).

Table 9: Guidance and programs related to local government waste infrastructure

	Waste Authority better practice guidelines	Other guidance	WARR Account-funded programse
HHW facilities	To be developed	-	HHW Program
Other waste infrastructure	-	WALGA Better Practice Reuse Shop Guidelines	-

What is required in Part 2 – implementation plan

It is expected that the implementation plan will take into account better practice guidelines and other available guidance (Table 9).

Local governments should also consider the following when developing implementation plan actions:

- A desktop audit of current local government waste facilities (type, capacity, location, expected lifespan etc.) and a future infrastructure needs assessment (waste facilities required to cater for population size and density changes, and work towards Waste Strategy targets).
- Options for proactively and strategically planning for reducing generation of residual waste, and the disposal of residual waste to landfill, to extend the lifespan of existing landfills.

DRAFT

4.3 Policies and procurement

Alignment with Waste Strategy objectives and targets

To align waste management practices with the Waste Strategy, local governments should consider the following when developing actions related to policies and procurement:

- **Better practice:** waste local laws should be developed using better practice guidance (WALGA template waste local law); local governments should aim to engage contractors which demonstrate better practice approaches (as per guidelines, where available).
- **Increased recovery:** local governments should aim to engage contractors that increase recovery and decrease contamination.
- **Residual waste:** local governments should aim to engage contractors which reduce the amount of residual waste that they generate, and recover energy only from residual waste.

There are a number of guidelines which should be considered when developing actions aimed at improving local government waste policy and procurement (Table 10).

Table 10: Guidance and programs related to local government policies and procurement

	Waste Authority better practice guidelines	Other guidance	WARR Account-funded programse
Local waste laws and policies	-	WALGA template waste local law & guidance Model Local Planning Policy: WARR - Development Applications Guidelines for Waste Management Plans	-
Contingency plans	-	WALGA Local Waste Management Arrangements for Emergency Events	-

DRAFT

What is required in Part 2 – implementation plan

It is expected that the implementation plan will:

- include the development and adoption of a waste local law (based on WALGA template waste local law), if the local government does not already have a waste local law in place
- take into account better practice guidelines, and other available guidance (Table 10).

Local governments should also consider the following when developing implementation plan actions:

- adoption/implementation of WALGA Guidelines for Waste Management Plans
- updating local planning schemes to reflect the *Planning and Development (Local Planning Schemes) Regulations 2015*
- sustainable procurement options, to encourage greater use of recycled products and support local market development
- development of waste contingency plans in case of disruption or disaster, which aim to avoid waste generation; reduce the risk of illegal dumping; consider better practice options for managing waste; increase recovery; and decrease contamination and residual waste
- opportunities which may arise from the expiry of waste service contracts; for example, does the expiry of contracts give the local government an opportunity to seek higher performance standards, collaborate with other local governments in the procurement of services, and/or ensure service providers meet better practice standards?
- policy/strategy gaps which could be addressed to improve the local government's waste management performance.

4.4 Data

Alignment with Waste Strategy objectives and targets

To align waste management practices with the Waste Strategy, local governments should consider the following when developing actions related to waste data:

- **Better practice:** local government waste data collection and reporting should be consistent with better practice (mandatory reporting requirements).
- **Avoid, recover, protect:** waste data collection, reporting and analysis should aim to support and contribute to all of the objectives of the Waste Strategy.

What is required in Part 2 – implementation plan

The implementation plan should include actions to review waste data collection and reporting to ensure that the local government, and contracted service providers, collect the data required to comply with licence conditions and mandatory data reporting requirements.

DRAFT

4.5 Behaviour change programs and initiatives

Alignment with Waste Strategy objectives and targets

To align waste management practices with the Waste Strategy, local governments should consider the following when developing actions related to behaviour change programs and initiatives:

- **Better practice:** local government behaviour change programs and initiatives should be consistent with better practice (as per guidelines, where available)
- **Avoid, recover, protect:** behaviour change programs and initiatives should aim to support and contribute to all of the objectives of the waste strategy.

There are a number of better practice and other guidelines which should be considered when developing actions aimed at improving local government behaviour change programs and initiatives. Potential participation in WARR Account-funded programs should also be considered (Table 12).

Table 12: Guidance and programs related to local government behaviour change programs and initiatives

	Waste Authority better practice guidelines	Other guidance	WARR Account-funded programse
Local waste laws and policies	Communications Guidelines WasteSorted communications toolkit	WALGA Bin Tagging Program KAB Litter Campaigns	Waste Wise Schools WasteSorted Engagement in Action(1)

(1) The Engagement in Action program provides funding for organisations to deliver behaviour change initiatives to encourage Western Australians to avoid waste and reuse materials. In 2019, Engagement in Action provided funding to deliver Garage Sale Trail and Plastic Free Foundation.

What is required in Part 2 – implementation plan

It is expected that the implementation plan will demonstrate that behaviour change programs and initiatives are consistent with guidelines (Table 12) and Waste Strategy objectives.

Local governments should also consider reviewing the effectiveness of current behaviour change programs and initiatives.

DRAFT

5.0 Self-assessment checklist

A self-assessment checklist (Appendix B) will enable local governments to make sure all key information is included in their waste plans. The checklist is to be filled out by the local government and included with the submission of its waste plan to the department's CEO.

Parts 1 and 2 require responses of YES, NO or NOT APPLICABLE. If a NO or NOT APPLICABLE response is given in Part 2, further information/explanation is required. A NO response in either Part 1 or Part 2 does not necessarily mean that the waste plan is incomplete or invalid. Each waste plan will be assessed by the department's CEO on a case-by-case basis.

DRAFT

6.0 Glossary

Commercial waste services	• Refers to drop-off, kerbside, vergeside or other waste services provided by the local government to commercial premises. • Discretionary service, not offered by all local governments	
Drop-off facilities and services	• Refers to drop-off facilities provided by the local government for specific waste or recyclable materials. • May be temporary or permanent standalone drop-off points for one or more materials, or may form part of other waste facilities (such as landfills or transfer stations). • **Note:** this does not include HHW drop-off points	
Household hazardous waste facility	• Refers to facilities for the drop-off and storage of household hazardous waste • Includes consideration of the drop-off and storage procedures and infrastructure, staffing and resourcing, layout, operation and management HHW facilities, etc.	
Illegal Dumping	The distinction between illegal dumping and littering depends on a number of factors (see litter), but may have some of the following attributes:	
	Volume	> 1 cubic metre
	Environmental impact	Contains items/substances that are potentially noxious or hazardous; potential for environmental harm if material leaks, spreads or degrades
	Type of waste	Commercial or industrial waste; larger-scale household waste
	Reason for offence	Premeditated decision; commercial benefit or avoidance of fee
	Mode of deposition	Deposited using a vehicle

DRAFT

Kerbside waste services	• Refers to kerbside waste services provided to residents for the collection of MSW • Includes mobile garbage bins or other receptacles provided for the collection of waste/recyclables • Includes waste and/or recyclable materials that may be mixed or separated at the source.	
Landfill	• Refers to inert or putrescible, registered or licenced landfills • Activities related to the layout, operation, management and post closure of a landfill. • Includes consideration of the technology and infrastructure on site, staffing and resourcing, and any other waste facilities or services at the landfill site (e.g. greenwaste or recycling drop off, mulching, tip shop, etc.)	
Litter	The distinction between littering and illegal dumping depends on a number of factors (see illegal dumping), but may have some of the following attributes:	
	Volume	< 1 cubic metre
	Environmental impact	Nil or minor actual or potential environmental impact
	Type of waste	Personal litter
	Reason for offence	Unpremeditated, convenient disposal
	Mode of deposition	Deposited by hand (includes dropping by hand from a vehicle)
Local government waste management	• Refers to waste generated by a local government in performing its functions • Includes materials such as construction and demolition waste from road and footpath building and maintenance; greenwaste from parks maintenance; waste generated at local government offices, depots, and facilities	
Public place and special event waste services	• Public place waste services refers to permanent bins provided by local government in public places. • Special event waste management refers to temporary bins and/or waste collection services provided by local government to manage waste generated at events such as fireworks displays, music festivals, sports events, markets etc.	

DRAFT

Transfer station	• Refers to facilities which undertake large scale consolidation of waste or recyclable materials for transfer to another facility for processing or disposal • Activities related to the layout, operation and management of a transfer station • Includes consideration of the technology and infrastructure on site, staffing and resourcing, and any other waste facilities or services available at the site (e.g. greenwaste or recycling drop off, mulching, tip shop, etc.)
Vergeside waste services	• Refers to vergeside waste and recycling services provided to residents • May be scheduled or on demand • Includes skip bins or placement of materials on verges by residents • Includes waste and/or recyclable materials that may be mixed or separated and the source.

DRAFT

A APPENDIX A: Local government waste plan categories

Local governments and regional councils in Perth, Peel & major regional centres		All other local governments and regional councils outside Perth, Peel & major regional centres	
Required to develop waste plans: Part 1 and Part 2 to be completed		No current requirement to develop waste plans	
Eastern Metropolitan Regional Council	Peppermint Grove	Sandstone	Cunderdin
	Boddington	Murchison	Gnowangerup
Mindarie Regional Council	Waroona	Nungarin	Nannup
	East Fremantle	Upper Gascoyne	Laverton
Rivers Regional Council	Cottesloe	Westonia	Lake Grace
	Mosman Park	Cue	Christmas Island
Southern Metropolitan Regional Council	Claremont	Trayning	Meekatharra
	Bassendean	Tammin	Ngaanyatjarraku
Western Metropolitan Regional Council	Murray	Menzies	Beverley
	Subiaco	Woodanilling	Wongan-Ballidu
Bunbury Harvey Regional Council	Perth	Koorda	Yilgarn
	Serpentine-Jarrahdale	Wandering	Boyup Brook
	Nedlands	Yalgoo	Wagin
	Cambridge	Mount Marshall	Kojonup
	Fremantle	Mingenew	Ravensthorpe
	Bunbury	Mukinbudin	Moora
	Kalgoorlie-Boulder	Wyalkatchem	Exmouth
	Busselton	Kent	Leonora
	Albany	Carnamah	Merredin

DRAFT

Local governments and regional councils in Perth, Peel & major regional centres		All other local governments and regional councils outside Perth, Peel & major regional centres	
Required to develop waste plans: Part 1 and Part 2 to be completed		No current requirement to develop waste plans	
	Kwinana	Cocos	Dandaragan
	Vincent	Dumbleyung	Northampton
	Victoria Park	Three Springs	York
	Mundaring	Dowerin	Irwin
	Greater Geraldton	Mount Magnet	Halls Creek
	Belmont	Wickepin	Coolgardie
	South Perth	Narembeen	Katanning
	Kalamunda	Kulin	Bridgetown-Greenbushes
	Bayswater	Cuballing	Toodyay
	Armadale	West Arthur	Chittering
	Mandurah	Morawa	Plantagenet
	Canning	Victoria Plains	Gingin
	Melville	Perenjori	Narrogin
	Cockburn	Shark Bay	Denmark
	Gosnells	Williams	Donnybrook-Balingup
	Rockingham	Goomalling	Carnarvon
	Swan	Brookton	Wyndham East Kimberley
	Joondalup	Bruce Rock	Manjimup
	Wanneroo	Kondinin	Collie
	Stirling	Coorow	Derby-West Kimberley
		Jerramungup	Ashburton
		Quairading	Northam
		Corrigin	East Pilbara
		Cranbrook	Augusta–Margaret River

DRAFT

Local governments and regional councils in Perth, Peel & major regional centres		All other local governments and regional councils outside Perth, Peel & major regional centres	
Required to develop waste plans: Part 1 and Part 2 to be completed		No current requirement to develop waste plans	
		Broomehill-Tambellup	Dardanup
		Dundas	Esperance
		Pingelly	Capel
		Chapman Valley	Port Hedland
		Kellerberrin	Broome
		Wiluna	Karratha
		Dalwallinu	Harvey
		Pilbara Regional Council	

DRAFT

B APPENDIX B: Local government waste plan templates

SEE SEPARATE APPENDIX B DOCUMENT

- Part 1 – services and performance
- Part 2 – implementation plan template
- Part 3 – self-assessment checklist

DRAFT

C APPENDIX C: Annual progress report template

Local governments will report to the department annually on the implementation of their waste plans.

The annual progress report on delivering the previous financial year's implementation plan will be due to the department by **1 October** each year, beginning in October 2021 (reporting for the 2020/2021 financial year). Reporting on waste plans will be combined with the required waste data reporting through the online reporting system currently being developed by the department.

As the online reporting tool will be under development throughout 2019–20, the exact form it will take cannot yet be confirmed. It is anticipated that the information required to be reported on waste plan implementation is likely to include:

- list of waste plan actions
- planned timeline for implementation (completion date) for actions
- indication of whether the actions:
  - have been completed as per implementation date given in waste plan
  - are on track to being completed as per implementation date given in waste plan
  - have not or cannot be completed as per implementation date given in waste plan (with information about why this is the case).

DRAFT

Example of what the annual reporting template may look like:

Action	Timeline for implementation (completion date)	Responsibility for implementation	Status	Comment
List all actions in waste plan	As per waste plan	As per waste plan – refers to branch, team or officer title within the local government responsible for implementing the action (not the names of individual officers)	Please indicate whether this action is: • Completed • In progress • Not completed	Please provide information about this action, e.g. • If in progress, is the action on tract to be completed by the due date? • Are there factors causing the delay of this action? • Does the action need to be modified or removed from the waste plan? If so how/ why?

!¢¢!/I a9b¢MO$M9

Waste Authority

Waste Avoidance and Resource Recovery Strategy 2030

Western Australia's Waste Strategy

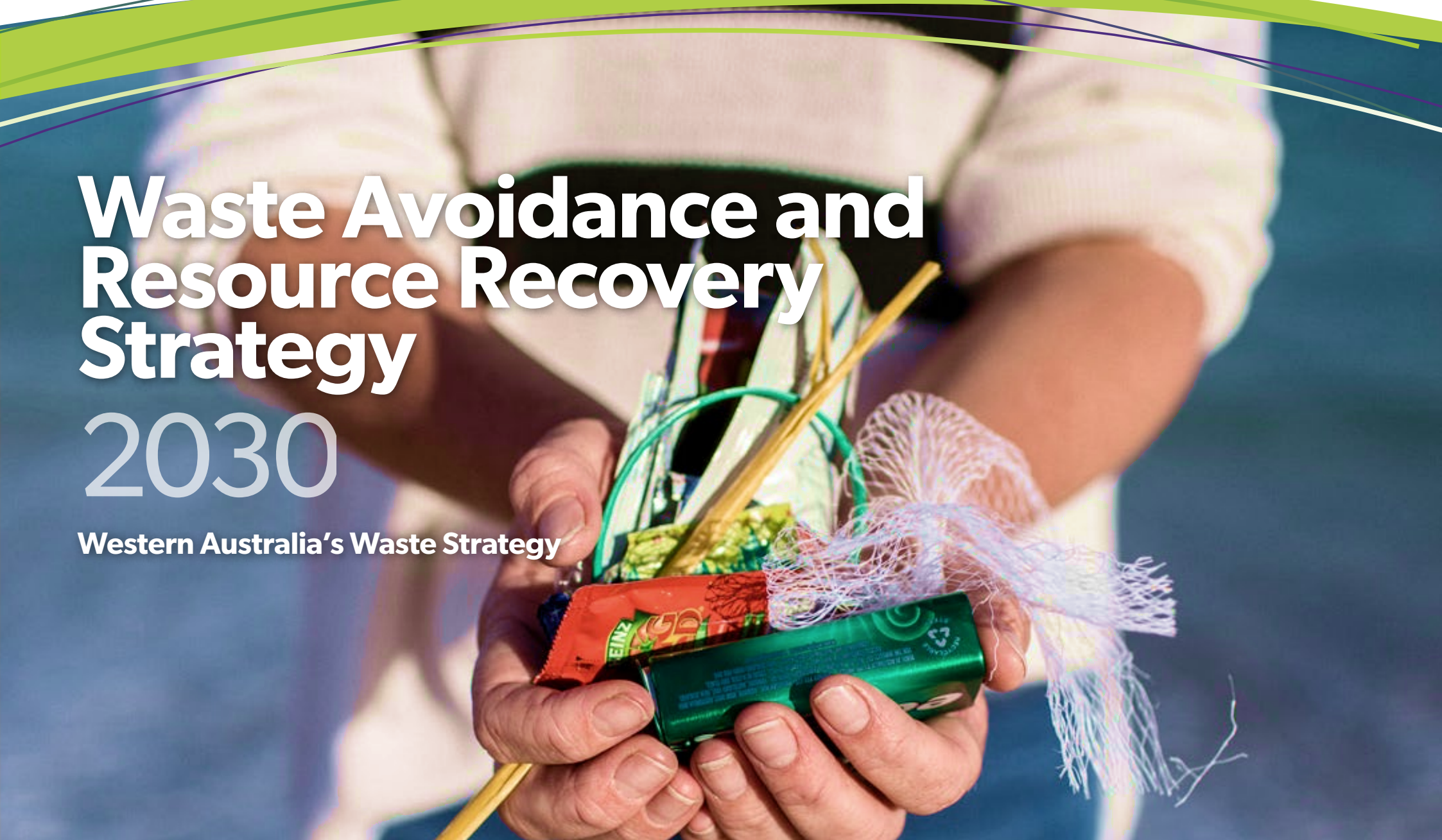

Waste Authority
C/O Department of Water and Environmental Regulation
Department of Water and Environmental Regulation
Prime House, 8 Davidson Terrace
Joondalup Western Australia 6027
www.wasteauthority.wa.gov.au.

© Government of Western Australia

This work is copyright. You may download, display, print and reproduce this material in unaltered form only (retaining this notice) for your personal, non-commercial use or use within your organisation. Apart from any use as permitted under the *Copyright Act 1968*, all other rights are reserved. Requests and inquiries concerning reproduction and rights should be addressed to the Waste Authority.

Acknowledgements
The Waste Authority would like to acknowledge the contribution of Department of Water and Environmental Regulation staff to the development of this document.

Disclaimer
This document has been published by the Waste Authority. Any representation, statement, opinion or advice expressed or implied in this publication is made in good faith and on the basis that the Waste Authority is not liable for any damage or loss whatsoever which may occur as a result of action taken or not taken, as the case may be in respect of any representation, statement, opinion or advice referred to herein. Professional advice should be obtained before applying the information contained in this document to particular circumstances.
This document is available in alternative formats and languages on request to the Waste Authority.

Statutory context
The Waste Authority is charged with promoting better waste management practices in Western Australia under the *Waste Avoidance and Resources Recovery Act 2007*. One of the Authority's functions under the Act is to draft, for the Minister for Environment's approval, a long term waste strategy for the whole of the State for continuous improvement of waste services, waste avoidance and resource recovery, benchmarked against best practice and targets for waste reduction, resource recovery and the diversion of waste from landfill disposal. This strategy takes a ten year and beyond view and must be reviewed at least every five years. This Strategy was approved by the Minister for Environment and replaces Western Australia's inaugural waste strategy, *Creating the Right Environment*, approved and published in 2012.

DWERDT149455

Contents

Invitation from the Minister	4
Introduction by the Chair	5
Key strategy elements	6
Setting the direction	7
Our starting point	8
Vision	10
Objectives	11
Targets	12
Guiding concepts	13
Our principles	17
Our approach	18
Our roles and responsibilities	20
Opportunities and focus materials	22
Our objectives, targets and strategies	25
Objective 1: Avoid – Western Australians generate less waste	**25**
Objective 2: Recover – Western Australians recover more value and resources from waste	**29**
Objective 3: Protect – Western Australians protect the environment by managing waste responsibly	**33**
Foundation strategies that apply to multiple objectives	**37**
Next steps	40
Glossary	41
References	42

Invitation from the Minister

Western Australia is a spectacularly beautiful place with a vibrant and growing population.

It's because of this that we all have a significant opportunity in terms of how we live our lives and the impact we have on our environment.

We can make a significant impact by acting on the waste we generate and how we manage resources from extraction through to manufacturing, use and disposal.

Right now, Western Australia is close to leading the "wrong lists". National figures from 2014–15 (the latest available as at September 2018) show Western Australia had the highest rate of waste generation *per capita*[1] in the nation, and the equal second lowest rate of resource recovery – 13 percentage points below the national rate.

We have an obligation to our current community and generations to come to generate less waste, extract more from our valuable resources and to better manage the disposal of our waste.

Waste Avoidance and Resource Recovery Strategy 2030 rises to address that challenge and the opportunities that better choices and better waste management present.

We will have to work hard to meet the ambitious targets set out in this Strategy and deliver against long-standing issues in the waste community. We won't, for example, be able to meet our 2025 recovery targets without all metropolitan local governments adopting a three-bin FOGO system, and I will work with those local governments to achieve this.

I acknowledge that with this comes significant environmental, social, cultural and economic impacts and opportunities associated with improved waste management.

Across Australia, the waste sector contributes more than $10 billion a year to the economy. At the same time, materials worth hundreds of millions of dollars are lost to landfill each year (ABS, 2014).

High-performing waste and recycling systems which see materials recovered, reused and recycled can and do reduce this impact. The creation of a circular economy has the potential to harness the economic value of these materials that would otherwise be lost, and drive investment in infrastructure and jobs.

Reducing the amount of waste disposed of to landfill can also generate significant economic opportunities for the Western Australian community. It is estimated that for each 10,000 tonnes of waste recycled, 9.2 full-time equivalent jobs are created compared to only 2.8 jobs for landfill (Access Economics, 2009).

With an increasing population and our current waste management performance, maintaining the status quo is not an option.

But there is an upside; we can make waste work for us – and enjoy the environmental, social, cultural and economic benefits improved waste management can deliver.

Waste is everyone's business – individuals, households, neighbourhoods, community groups, schools, small and big businesses, local governments, waste managers, the State Government and the media.

There's a big challenge ahead of us all and this strategy is about finding a united way forward.

The McGowan Government will continue to show leadership in the waste arena for the benefit of all Western Australians now and into the future.

As WA's Environment Minister, I encourage everyone to act on waste and own your impact – whether it's in your role as a consumer, producer, waste manager or regulator.

We've made good progress in recent years and there's great momentum building.

Let's harness that commitment and energy in the years ahead and work towards a cleaner future for all Western Australians.

Hon Stephen Dawson MLC
Minister for Environment

[1] Dr Joe Pickin and Paul Randell, *Australian National Waste Report 2016*, Department of the Environment and Energy, Energy and Blue Environment Pty Ltd. Figures exclude fly-ash (a by-product of coal-fired power stations)

Introduction by the Chair

Western Australians are consciously reusing, reprocessing, recycling and avoiding waste at an increasing rate. We are generating less waste and recycling more. However, to protect our unique environment from the impacts of waste and litter, and to maximise the benefits of good waste management, more work needs to be done.

Building on and updating the first *Western Australian Waste Strategy: Creating the Right Environment* published in 2012, this strategy introduces significant transformations aimed at Western Australia (WA) becoming a circular economy, with a greater focus on avoidance as well as moving to targets for material recovery and environmental protection in addition to landfill diversion.

A circular economy means transitioning from the current take-make-use and dispose system to a material efficiency approach which aims to keep products, components and materials at their highest utility and value for as long as possible.

In 2014-15, WA's recycling rate was 48 per cent, which is lower than other mainland states.

Waste collection and processing arrangements vary considerably across WA. Long-term planning for waste processing and recycling facilities and local recovery options would benefit resource recovery and promote the most efficient use of resources assisted by economic incentives, modern regulations, compliance and enforcement.

Community engagement, acceptance and awareness is as important as the provision of physical infrastructure and collection systems. Consistency of messaging across homes, workplaces and public areas is a key *fundamental* that needs to be tailored to local recovery infrastructure and systems.

The waste management sector is in a transitional phase and will require clear direction and guidance going forward that may include more directive approaches over voluntary ones. This could be aligned with careful reinvestment of waste levy funds into programs and alternative delivery methods to support implementation of our waste strategy.

There needs to be commitment by all stakeholders of adopting best practice management and engagement and ensuring transition and waste plans are implemented in a timely manner.

The approach taken in this strategy is founded on working collaboratively across all levels of government, industry, the social enterprise sector and the community, supported by government leading by example in areas such as sustainable procurement, minimum levels of recycled content and underpinned by targets and action plans.

The focus of this strategy, including priorities and targets, is on solid waste. However, the principles and approaches in this strategy apply to waste management across WA, regardless of the type, form or source of waste.

Minimising waste and protecting our environment is important to all West Australians and with this renewed focus I am confident we will move towards a more sustainable, low-waste, circular economy.

I look forward to sharing this journey with you.

Marcus Geisler
Waste Authority Chairman

Key strategy elements

VISION	*Western Australia will become a sustainable, low-waste, circular economy in which human health and the environment are protected from the impacts of waste.*		
OBJECTIVES	**Avoid** *Western Australians generate less waste.*	**Recover** *Western Australians recover more value and resources from waste.*	**Protect** *Western Australians protect the environment by managing waste responsibly.*
TARGETS	⊙ **2025** – 10% reduction in waste generation per capita ⊙ **2030** – 20% reduction in waste generation per capita	⊙ **2025** – Increase material recovery to 70% ⊙ **2030** – Increase material recovery to 75% ⊙ **From 2020** – Recover energy only from residual waste	⊙ **2030** – No more than 15% of waste generated in Perth and Peel regions is landfilled. ⊙ **2030** – All waste is managed and/or disposed to better practice facilities
HEADLINE STRATEGIES	• A consistent three bin kerbside collection system, which includes separation of food organics and garden organics from other waste categories, to be provided by all local governments in the Perth and Peel region by 2025 and supported by State Government through the application of financial mechanisms. • Implement local government waste plans, which align local government waste planning processes with the *Waste Avoidance and Resource Recovery Strategy 2030*. • Implement sustainable government procurement practices that encourage greater use of recycled products and support local market development. • Provide funding to promote the recovery of more value and resources from waste with an emphasis on focus materials. • Review the scope and application of the waste levy to ensure it meets the objectives of Waste Avoidance and Resource Recovery Strategy 2030 and establish a schedule of future waste levy rates with the initial schedule providing a minimum five year horizon. • Develop state-wide communications to support consistent messaging on waste avoidance, resource recovery and appropriate waste disposal behaviours. • Review and update data collection and reporting systems to allow waste generation, recovery and disposal performance to be assessed in a timely manner. • Undertake a strategic review of Western Australia's waste infrastructure (including landfills) by 2020 to guide future infrastructure development.		

Supporting documents

Other documents which align with or support this strategy *Waste Avoidance and Resource Recovery Strategy 2030* include the:

1. *Waste Avoidance and Resource Recovery Strategy 2030 Action Plan*
2. Waste Authority position and guidance statements
3. State Waste Infrastructure Plan
4. Annual Business Plan
5. Waste Data Strategy

Setting the direction

Waste is Australia's most rapidly increasing environmental and economic metric, according to the Australian Bureau of Statistics[2].

Western Australian's per capita waste generation rates are higher compared to other jurisdictions, while our recovery rates are lower. This poor performance partly reflects some of the unique characteristics of WA such as our geographical size, isolation from markets, vast regional and remote areas, and a heavy reliance on mineral and resource industries. Despite this, there are significant opportunities to improve our waste and recycling practices and performance.

The Australian waste sector contributes over $10 billion a year to the economy. Materials worth hundreds of millions of dollars are lost to landfill each year (ABS, 2014). High performing waste and recycling systems in which materials are recovered, reused and recycled can reduce this impact. The creation of a circular economy has the potential to harness the economic value of materials and drive investment in infrastructure and jobs.

Reducing the amount of waste disposed of to landfill can generate significant economic opportunities for the WA community. It is estimated that for each 10,000 tonnes of waste recycled, 9.2 full time equivalent jobs are created compared to only 2.8 jobs for landfill (Access Economics, 2009).

Most importantly, waste can have a significant impact on the environment and public health through greenhouse gas emissions, pollution, biodiversity loss and resource depletion (Environmental Protection Authority, 2015). Reducing the volume of waste generated is the best way to manage those risks. It is also critical that where waste cannot be recovered it is safely disposed.

The *Waste Avoidance and Resource Recovery Act 2007* requires the development of a long-term waste strategy for the state to drive continuous improvement in waste services, waste avoidance and resource recovery; and set targets for waste reduction, resource recovery and the diversion of waste from landfill.

This new waste strategy sets a direction to guide such decisions and builds on the state's previous *Western Australian Waste Strategy: Creating the Right Environment*. It has been developed in consultation with the WA community, industry and government and builds on the *Western Australian Waste Avoidance and Resource Recovery Strategy consultation paper*. Stakeholder feedback confirmed an overall desire for WA to do more and improve its waste management performance relative to other Australian jurisdictions.

Given this need, this waste strategy has been developed to set the direction for all Western Australians and guide their decisions with regards to waste. To do this, the waste strategy includes a vision for Western Australians to strive for, which is supported by principles, objectives, targets, priorities and strategies to provide stakeholders with clear guidance on how to align their decision making with the intent of the waste strategy's vision.

The waste strategy will also be supported by an action plan that will outline specific actions to be implemented to achieve the objectives of the strategy. The action plan will be prepared by the Waste Authority in consultation with relevant State Government agencies, for consideration by the Minister for Environment. The waste strategy will be reviewed in five years, while the action plan will be reviewed on a more regular basis.

[2] Pickin and Randell, 2017.

Our starting point

This strategy builds on Western Australia's previous waste strategy *Creating the Right Environment*, which was introduced in 2012 and achieved significant improvements in recycling, reducing waste generation, diverting construction and demolition waste, and better managing commercial and industrial waste.

The achievements were encouraging, but not enough.

In 2014-15 Western Australians:

- generated more waste than people in other Australian states and territories (2,623 kilograms per capita per annum, all waste excluding fly ash);
- disposed of the second highest amount of waste to landfill (1,358 kilograms per capita per annum, all waste excluding fly ash); and
- had the equal second lowest rate of resource recovery (48 per cent)[3].

Figure 1: Waste disposal and resource recovery by state (Pickin and Randell, 2017)

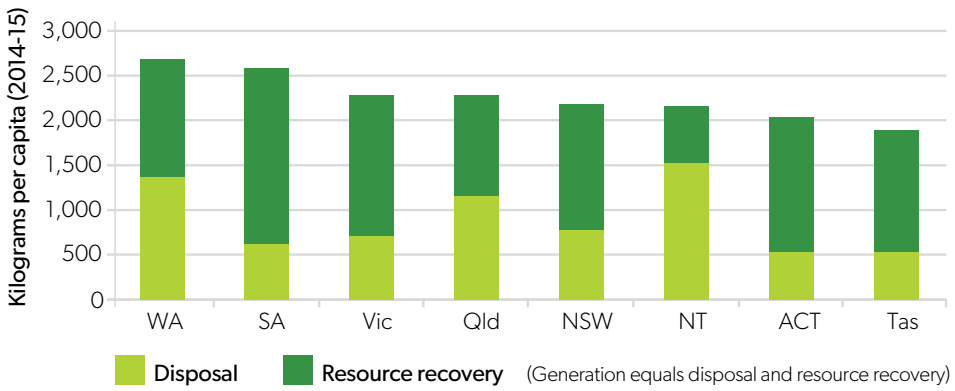

Western Australia has some challenging features when it comes to waste management but these cannot be an excuse. Our state is vast and located a considerable distance from waste end-markets, which can impact investment in waste and recycling infrastructure and overall recycling rates. This vastness also means it can be difficult to prevent environmental impacts from waste, through activities such as illegal dumping.

However, we have encouraging waste management results and momentum on which to build. In the nine years to 2014–15, total waste generation in Western Australia increased by about 20 per cent – or an average of 2.1 per cent per year[3]. However, our population also increased over that time and, on a per capita basis, waste generation actually decreased marginally by 0.3 per cent per year.

In terms of waste recovery over the same period, the state's overall picture also improved – waste to landfill declined and resource recovery rose. In particular:

- resource recovery rate increased from 34 per cent to 48 per cent;
- recycling tonnages rose an average of 6.8 per cent;
- the amount of waste disposed of declined by 6 per cent, by tonnage, or an average fall of 0.7 per cent per year; and
- waste disposal in WA dropped by 24 per cent on a per capita basis, or 3 per cent per year on average, which was the nation's largest fall in waste disposal per capita over the period[4].

[3] Pickin and Randell, 2017

[4] ASK Waste Management, 2017

Table 1: Changes in waste generation and landfill in Western Australia, 2010–11 and 2014–15 (Hyder, 2013 & ASK Waste Management, 2017)

	2010–11	2014–15	Percentage change
Generation – total	6.53 million tonnes	6.23 million tonnes	↓5%
Generation – per capita	2,764 kilograms	2,437 kilograms	↓12%
Waste to landfill	4.49 million tonnes	3.61 million tonnes	↓20%
Resource recovery	2.04 million tonnes	2.62 million tonnes	↑28%

The 2017 *Recycling Activity Review* commissioned by the Waste Authority reported generally encouraging trends in waste management in Western Australia between 2010–11 and 2014–15. Note: National and State data differ due to hazardous waste being included in national data sets and some overlap in data collection and attribution.

The journey to becoming a circular economy will not be easy and, as shown in Figure 2, there is a substantial gap between our current performance and the performance required to achieve our waste generation and material recovery targets.

Figure 2: Material recovery performance in 2015–16 and waste strategy targets for 2020, 2025 and 2030 (ASK Waste Management 2017)

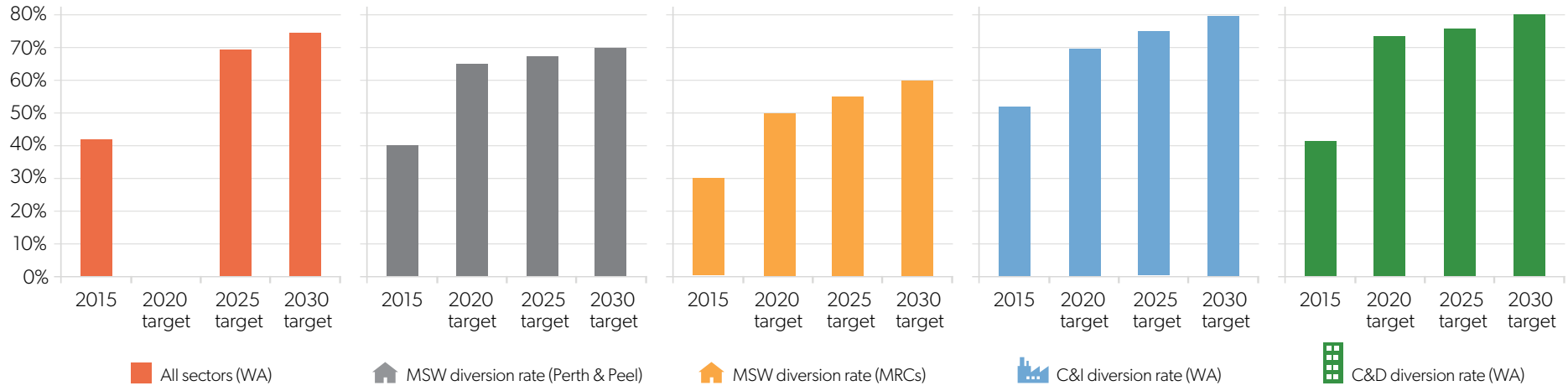

Vision

Western Australia will become a sustainable, low-waste, circular economy in which human health and the environment are protected from the impacts of waste.

As Western Australians, we live in a unique environment and we recognise its value and importance. We share a desire to be environmentally sustainable.

To be sustainable means to be a low-waste society. Waste avoidance is a priority, which means we strive to avoid the unnecessary generation of waste.

This waste strategy recognises that some level of waste generation is unavoidable and so encourages a circular economy approach, where any waste that is generated is valued as a resource that can be reused or recycled for the benefit of the Western Australian economy.

A sustainable, circular economy also means we manage waste to protect the environment. Such management needs to occur through the entire life cycle – from design and manufacture, through to use and then disposal options consistent with the waste hierarchy.

Waste Avoidance and Resource Recovery Strategy 2030 recognises that individuals, governments and industry all generate waste and can play an important role in avoiding waste, recycling and disposing of waste correctly to protect the environment. The waste industry has an important role to play in terms of maximising the recovery of resources and then managing the disposal of residual waste, or waste that cannot be practically recovered.

Objectives

This strategy includes three objectives to guide the Western Australian community and enable the development of a sustainable, low-waste and circular economy.

These objectives frame the priorities and strategies that will contribute to delivering on the vision:

Objective 1

Avoid

Western Australians generate less waste.

Objective 2

Recover

Western Australians recover more value and resources from waste.

Objective 3

Protect

Western Australians protect the environment by managing waste responsibly.

Targets

Waste Avoidance and Resource Recovery Strategy 2030 provides a long-term strategy for the State for continuous improvement of waste management benchmarked against best practice.

It includes targets for waste avoidance, resource recovery and environmental protection, including the diversion of waste disposed to landfill.

Under each objective, high-level targets have been set for the state that are Specific, Measurable, Achievable, Relevant and Time-bound (SMART).

Targets have been set with reference to performance in other jurisdictions and knowledge about local performance and barriers.

These targets will support our move towards becoming a sustainable, low-waste and circular economy and allow progress to be monitored.

Establishing baseline data is an ongoing challenge in waste management and ensuring data is provided by key sources is an important focus of this strategy.

Improved data collection and analysis will better enable the measurement and evaluation of waste management programs and initiatives. In turn, we will be able to ensure funding and other resources are directed where they are most needed and can be most effective.

For the purpose of this strategy, targets have been set using 2014–15 national data. This data was the latest available during the consultation and development of the strategy. More recent waste data, which became available in the *National Waste Report* in November 2018, is less accurate than the 2014–15 data, due most significantly to waste stockpiling.

Data improvement to address accuracy issues is a headline strategy in this waste strategy, and will be addressed as a priority.

Overall objectives and state targets

Avoid	Recover	Protect
Western Australians generate less waste.	*Western Australians recover more value and resources from waste.*	***Western Australians protect the environment by managing waste responsibly.***
2025 – 10% reduction in waste generation per capita **2030** – 20% reduction in waste generation per capita	**2025** – Increase material recovery to 70% **2030** – Increase material recovery to 75% **From 2020** – Recover energy only from residual waste	**2030** – No more than 15% of waste generated in Perth and Peel regions is landfilled **2030** – All waste is managed and/or disposed to better practice facilities

Guiding concepts

Waste hierarchy

Waste Avoidance and Resource Recovery Strategy 2030 applies the waste hierarchy, which is a widely accepted decision making tool which is set out in the *Waste Avoidance and Resource Recovery Act 2007*. The waste hierarchy ranks waste management options in order of their general environmental desirability. The waste hierarchy is used alongside other tools (including economic, social and environmental assessment tools) to inform decision making.

Waste avoidance is the most preferred option in the hierarchy.

Figure 3: Waste hierarchy

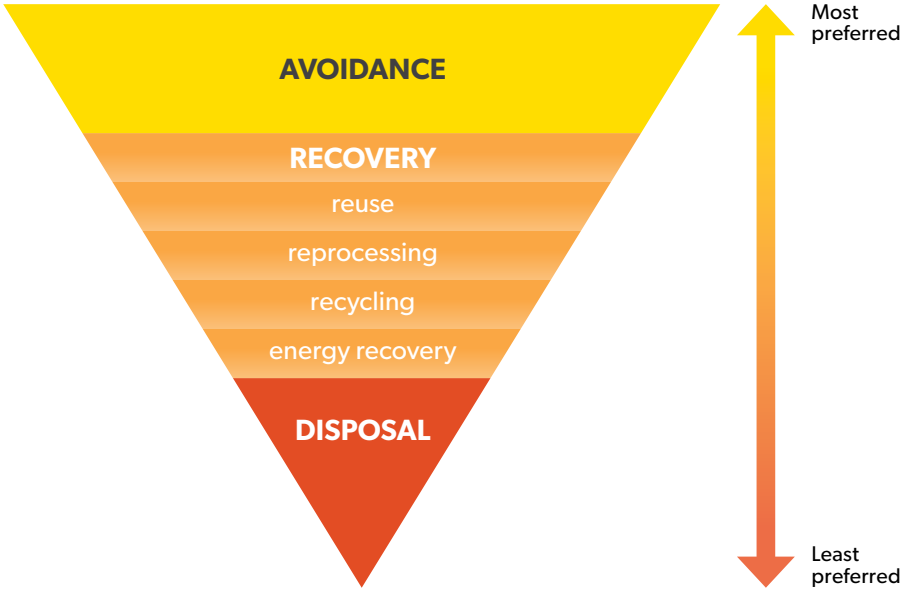

Resource recovery options recover value from materials, thereby offsetting the environmental impacts of extracting and processing raw materials. Energy recovery is the least preferred recovery option.

Disposal is the least preferred option. Disposal generally recovers the least value from materials and delivers the least environmental benefit.

Circular economy

A circular economy builds on long-standing sustainability concepts, including life cycle thinking and resource efficiency, and it complements the waste hierarchy. A circular economy refers to the flow of both materials and energy – it moves away from the linear 'take, make, use and dispose' model to one which keeps materials and energy circulating in the economy for as long as possible.

A circular economy presents opportunities for increased local recycling activity. Local solutions create local jobs, and minimise the costs and impacts of unnecessary transport.

Local solutions are particularly important in a state as large as WA where access to markets is limited, and transport costs and impacts are high. WA has an opportunity to benefit from greater local recycling activity. If local recycling options are not available, solutions within Australia will be preferred.

Figure 4: Current waste approach versus circular economy

Current approach	Circular economy
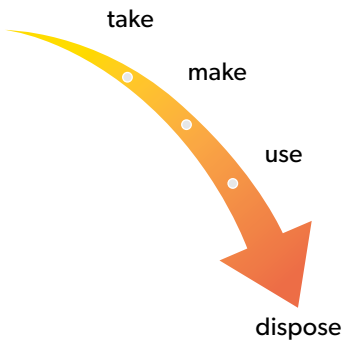	
Linear flow of materials – 'take, make, use and dispose' model.	Circular flow of materials – materials sorted and retained in the economy for as long as possible.
Limited use of renewable materials and energy.	Preference for renewable materials and energy.
Significant volumes of materials disposed of and lost to the economy. Loss of embodied materials, energy and water.	Materials recovered as high up the waste hierarchy as possible. Embodied materials, energy and water retained in the economy. Organic materials re-enter and regenerate the environment safely (for example, as compost).
Materials managed locally and globally.	Preference to manage materials locally to reduce the costs and impacts of transport, and to provide local employment and investment opportunities.
Economic value of materials, employment and investment not fully accounted for.	Economic value of materials, employment and investment accounted for.
Limited focus on life cycle thinking.	Products designed and manufactured to minimise environmental impact through whole of life.

Behaviour change – knowledge, enabling infrastructure, incentives

Building on the Western Australian Waste Strategy: *Creating the Right Environment* (2012), *Waste Avoidance and Resource Recovery Strategy 2030* aims to change behaviour through a combination of strategies grouped around knowledge, enabling infrastructure and incentives.

Knowledge plays an important role in getting individuals and organisations started on behaviour change, but it is only a start. Knowledge needs to be complemented with the incentives and practical support individuals and organisations need to act on their decision to change behaviours.

Access to appropriate enabling infrastructure is critical in allowing individuals and organisations to engage with waste management options to improve their effectiveness and efficiency. Enabling infrastructure includes the physical facilities necessary to manage waste, as well as the organisational structures of government and legislation applying to individuals and organisations.

Appropriate knowledge and enabling infrastructure can assist in removing barriers to behaviour change, and incentives can provide a driving force for change. Incentives can be positive, such as funding, or negative, such as penalties and compliance actions.

Our principles

Five key principles, aligned with legislation, guide the thinking behind *Waste Avoidance and Resource Recovery Strategy 2030* and will drive future decision making.

Shared responsibility and partnership – owning your impact

The state's environmental resources belong to all Western Australians and we all have a role to play in protecting them. The State Government will lead by example by working collaboratively with the community, industry and governments to improve waste management outcomes.

We will support product stewardship and extended producer responsibility as part of our approach to shared responsibility.

Innovation and growth

Western Australia will encourage, embrace and celebrate innovation in all forms that enables and expands our waste management capacity and know-how.

Better practice

Western Australians will pursue better practice approaches in waste management that takes into account the full costs, benefits and impacts of waste management decisions.

This strategy will inform priorities for developing better practice approaches to waste and recycling services. Better practice will be outcome-focussed, evidence-based, informed by performance achieved in other jurisdictions, developed in consultation with key stakeholders, and set out in guidelines that are framed to reflect the varying resources and capacities of the users of those guidelines. We will stay abreast of national and international best practice and responsibly measure, evaluate and benchmark our own performance against it.

Better practice guidelines will inform stakeholders, such as waste managers and local governments, about preferred systems to achieve the targets in *Waste Avoidance and Resource Recovery Strategy 2030*. Local government waste plans will have regard to better practice guidelines published or referenced by the Waste Authority.

When better practice waste management is promoted by State Government, stakeholders will adjust practices to meet or exceed this new benchmark.

Waste as a resource

Western Australians will adopt and implement the waste hierarchy, avoiding the generation of waste where possible, maximising the recovery of waste that is generated, and protecting the environment from the impacts of disposal.

Intergenerational equity

Western Australians will make waste management decisions which ensure the health, diversity and productivity of our environment is maintained or enhanced for the benefit of future generations.

Our approach

Using your influence – owning your impact

As individuals, we make decisions in different roles and have different spheres of influence when avoiding and recovering waste and also when protecting the environment from the impacts of disposal.

In our different spheres of influence we can have a greater or lesser impact on what resources or materials are used, how long they stay in circulation, what waste is generated, what resources are recovered and, ultimately, the method of disposal and the impact that has on our environment.

An individual or single household can make positive choices to contribute to the circular economy. For example, being informed about how to source separate recyclables and purchasing recycled products for use in the home. When individuals act collectively, in our neighbourhoods, schools and community groups, there is an even greater potential to make a difference.

As manufacturers, industry can make significant contributions to the circular economy through shifts to more sustainable design and manufacturing methods, and enabling greater resource recovery. As waste managers, the sector can innovate to improve waste management outcomes and better protect the environment.

Local, State and Commonwealth governments can influence, educate and inform – and can also be significant consumers whose purchasing decisions and procurement policies can have very positive impacts and influence. They have important legislative and regulatory roles and develop and implement strategies. Australia is also part of global action on waste management.

Local solutions and markets

Waste Avoidance and Resource Recovery Strategy 2030 places a focus on identifying and prioritising local market solutions for those recyclable materials traditionally exported from the state. Local markets for large volume wastes, such as construction and demolition waste and organic waste lend themselves to being managed close to the source of generation for economic and environmental reasons. This is an example of the circular economy approach in action, supporting local innovation and local jobs.

For other priority materials such as plastics, it is not as straightforward to identify local reuse options across the state that make sense locally. This strategy places an increased focus on promoting procurement decisions that preference local markets and play a role in supporting the development of a remanufacturing industry within Western Australia, along with the employment and investment it can bring to the state.

Attracting investment into local reuse options requires a degree of certainty which has not been present under standard market conditions in Western Australia. This will rely on procurement decisions recognising the benefits that local reprocessing, and the use of products made locally from recycled materials, can offer compared to national or international export options.

Waste generators and waste managers

Waste Avoidance and Resource Recovery Strategy 2030 recognises the roles that different individuals and organisations have in generating and managing waste. This strategy recognises entities that are primarily generators of waste (community, local and state government, and industry), and entities that are primarily managers of waste (the waste industry, including private industry and local government).

This approach allows individual strategies to better target certain groups to help avoid, recover and protect the environment from the impacts of waste. For example, community members can make better purchasing decisions with more knowledge and information, and can influence industry in its packaging and production decisions with the choices they make; industry can make decisions about more circular design and production of goods; while waste managers can embrace technology and innovation to achieve improved waste management practices.

This waste strategy recognises circumstances where resources and capacities will be limited. The action plan and supporting better practice guidance documents will be framed to reflect this.

Waste streams

Consistent with other jurisdictions, solid waste will continue to be categorised for the purpose of measurement and comparison against targets in the following three streams:

- **Municipal solid waste (MSW):** primarily waste collected from households and local governments through waste and recycling collections.
- **Commercial and industrial (C&I) waste:** waste that is produced by institutions and businesses. It includes waste from schools, restaurants, offices, retail and wholesale businesses and industries, including manufacturing.
- **Construction and demolition (C&D) waste**: waste produced by demolition and building activities, including road and rail construction and maintenance, and excavation of land associated with construction activities.

These waste stream descriptions are consistent with the previous Western Australian Waste Strategy (2012), and are consistent with the way Australian jurisdictions categorise and report on waste and recycling performance. The stream descriptions are carried forward to *Waste Avoidance and Resource Recovery Strategy 2030* from the previous strategy to maintain continuity and enable waste and recycling data to be effectively benchmarked against other jurisdictions.

National context

Western Australia contributes to national strategies aimed at increasing the recovery of materials from waste, including:

- The *National Waste Policy: Less waste, more resources, 2018* and the *Product Stewardship Act 2011* support national approaches to problem wastes such as televisions, computers, paint, tyres and packaging.
- The Australian Packaging Covenant and the Environment Protection (Used Packaging Material) Measure are national programs aimed at reducing generation and encouraging the reuse and recycling of used packaging materials.

Our roles and responsibilities

Collective responsibility – waste is everybody's business

All Western Australians generate waste, and while there are some businesses that manage our waste for us, we can all take a bit more responsibility for better managing the impacts of our own waste. Whether large or small, waste is generated by households, schools, workplaces, local government authorities, government departments, businesses and industry in large cities and remote towns around our vast state.

As a collective issue, waste demands a collective solution. To achieve this strategy's objectives and targets, a model of collective, shared responsibility and action must be adopted.

State Government will work collaboratively with all stakeholders to guide and develop collective policies and solutions. These solutions will be founded in behavioural change campaigns and leading industry policy and practices – starting from within, through leadership in government activities that minimise waste, such as procurement policies and disposal processes.

For local governments and industry, the collective partnership approach will mean adopting best practice approaches to waste minimisation, resource recovery and appropriate waste management.

For businesses, it may mean expanding recycling programs or reviewing outdated practices and policies to reduce waste impacts. For waste managers, it will mean embracing innovation, new technologies and best practice performance in waste management. For the Western Australian community, it will mean being informed about the impact different decisions can make on waste contributions and adopting positive waste behaviours.

As every individual and group contributes to the waste problem, everybody will contribute to the solution in a range of different roles and ways:

- **Commonwealth Government** can help influence outcomes through national waste legislation, strategies and policy frameworks that fulfil obligations under international agreements. The Commonwealth Government will continue to manage and monitor compliance with international conventions, administer the *Product Stewardship Act 2011* and related schemes, and work with jurisdictions to identify and address issues that warrant nationally consistent approaches. It will also establish forums for cross jurisdictional collaboration to improve national waste policy outcomes.
- **State Government** can influence outcomes through its policies and programs, but also generates waste through its operations. As the "system steward" State Government will provide waste management leadership. It will influence waste behaviours through legislation, regulation, policies and programs that align with national approaches. Through engagement and collaboration, the government will create an environment that encourages community to adopt positive behaviour change and businesses to invest and innovate in the waste and recycling sector to move Western Australia towards becoming a circular economy. Agencies will also lead by example by committing to actions and targets in this strategy and reporting on their performance to contribute to its delivery.
- **Waste Authority** can influence outcomes through its programs. Established under the *Waste Avoidance and Resource Recovery Act 2007*, the authority will provide waste management advice to Government and waste management leadership to the community. It will lead the delivery of this strategy by coordinating stakeholder commitment and collaboration on strategies, administering the Waste Avoidance and Resource Recovery Account (fund), publishing position statements, and preparing annual business plan objectives, priorities and programs that align with this waste strategy.
- **Local governments and regional councils** are primarily waste managers that provide household waste collection and recycling services, manage and operate landfill sites, and deliver education and awareness programs. Local governments and regional councils will provide information, infrastructure and incentives that encourage behaviour change and they will plan for the management of waste within their districts. The issues faced by local governments vary, particularly between metropolitan and regional areas, so there will be a need to identify local, fit-for purpose solutions that reflect better practice, align with this strategy and support a move towards becoming a circular economy. Local governments also generate waste resulting from the range of services provided to the community and can influence purchasing and practices to increase avoidance and recovery and maximise protection of the environment.

One of the headline strategies of this waste strategy is the implementation of local government waste plans. Waste plans will bring together the many different aspects of local government waste management, and provide local governments with a mechanism that aligns their waste services and contracts with the waste strategy and better practice. Waste plan requirements will be developed by the Department of Water and Environmental Regulation in collaboration with the Department of Local Government, Sport and Cultural Industries and the Western Australia Local Government Association. Guidance and templates will be provided to assist local governments in developing and reporting on their waste plans. Waste plan requirements and guidance will be developed in consultation with local governments and designed to reflect the varying resources, capacities and issues faced by local governments.

- **Business and industry** are primarily waste generators that can make decisions to reduce the generation of waste (e.g. by using reduced packaging) and increase recyclability. The business community often deals with large volumes of waste, as well as harmful types of waste, which requires responsible management.
- **Waste industry** is primarily the manager of waste and is responsible for waste management services including collection, sorting, processing (i.e. reuse or safe disposal). Waste managers can also play a key role in providing information to the community. The waste industry will be relied on to make informed infrastructure and technology investment decisions that meet waste and recycling market needs and move the state toward becoming a circular economy.
- **Community, individuals and households** are primarily waste generators who make decisions about purchasing and waste disposal. The community has a key role to play to avoid waste and then properly recover and manage waste once it is generated. Decisions by these individuals and groups regarding the purchasing of products or services can have a significant influence on the behaviour of many other entities.

Opportunities and focus materials

Opportunities to avoid and recover waste and protect the environment through its responsible management exist for all materials and arise in many different situations. Even the smallest changes in behaviour at a personal level contribute to overall improvements in waste outcomes.

This strategy also identifies focus materials, which will be the focus of actions and measurement under this waste strategy. Significant improvements will need to be made for each of these focus materials if we are to meet the targets in *Waste Avoidance and Resource Recovery Strategy 2030*.

Construction and demolition waste

Construction and demolition (C&D) waste makes up around half of Western Australia's waste stream and represents around 45 per cent of material recovered for recycling. C&D waste represents a significant opportunity for waste avoidance and material recovery. As a waste generator, the construction industry can play a role in avoiding the amount of waste generated – for example through more efficient building processes – while waste managers can maximise recovery of waste that is generated.

Organics: food organics and garden organics

Organic material, including food waste, represents nearly 20 per cent of material recovered for recycling. The National Food Waste Strategy estimates that over 5.3 million tonnes of food that is intended for human consumption is wasted from households and the commercial and industrial sectors each year. Food waste disposed to landfill generates greenhouse gases, reduces landfill capacity, and represents a loss of valuable organic material which could otherwise be recovered for productive use.

Metals: steel, non-ferrous metals, packaging and containers

Metals represent around 20 per cent of material recovered for recycling by weight. Metals are a high value commodity with significant embodied energy. While recovery rates are relatively high compared to other materials, it is important to ensure these materials are only used where necessary and that as much value and embodied energy as possible is recovered from them.

Paper and cardboard: office paper, newspaper and magazines

Paper and cardboard represent around 10 per cent of material recovered for recycling. Paper and cardboard is a high value commodity. When disposed to landfill, paper and cardboard generates greenhouse emissions and represents a loss of economic value.

Glass: packaging and containers

Glass packaging and containers contain significant embodied energy which is lost if disposed to landfill. Glass that is inappropriately disposed (littered or dumped) can also present direct risks and impacts to the environment and human health.

Plastics: packaging and containers

Plastic makes up a significant proportion of packaging materials in our waste stream. There are significant opportunities to avoid plastics, and in particular, single use plastics. Plastic is a high value commodity, particularly where contamination rates are low. Disposal to landfill represents an economic loss, and inappropriate disposal into the environment (litter and dumping) can result in significant harm to the environment and wildlife.

Textiles: clothing and other fabric-based materials

Textiles contain valuable materials and significant embodied energy. When disposed to landfill or illegally dumped, textiles represent a loss of resources and can negatively impact the environment.

Hazardous waste

Hazardous waste is described as unwanted products that are corrosive, flammable, toxic or reactive and present a potential risk to human health and the environment. Hazardous waste represents only a small percentage of the total waste stream, however it presents significant risks if not well managed. Opportunities exist to avoid hazardous waste through consumer purchasing decisions, and collect hazardous waste for recovery or safe disposal using best practice service infrastructure.

Our objectives, targets and strategies

Objective 1: Avoid

Western Australians generate less waste

The waste hierarchy places waste avoidance at the forefront of approaches for managing waste. This waste strategy reflects that priority and recognises that reducing the amount of waste generated in our state requires significant and sustained behaviour change by government, industry and households if this objective is to be achieved.

National data for 2014–15 indicate that Western Australians generate more waste per capita than the national average and that generation per capita has remained static between 2010–11 and 2014–15*. This is in spite of past efforts to reduce waste generation and it suggests that reducing our generation rate will be very challenging.

This waste strategy first aims to close the gap between our current generation rate and the national average. Given our unique characteristics relative to other jurisdictions (particularly in relation to our geography and economy), reducing our generation of waste to this level will be challenging, but is achievable. Once achieved, our per capita generation rates can then be benchmarked against the nation's best performing jurisdictions.

Waste avoidance is driven in a large part by purchasing behaviour; it relies on high levels of awareness and motivation by consumers, both individuals and organisations, about how to reduce the impacts of purchasing decisions.

Education and incentives are critical to increase awareness of waste avoidance and to support waste avoidance behaviours.

Waste avoidance can also be pursued through the product design and manufacturing phase. Industry has an opportunity to reduce the amount of material used in products to avoid generating waste, often in response to consumer demand. For example, there are significant opportunities across the packaging sector to avoid some wastes altogether or to minimise their use.

AVOID TARGETS		
2025 – Reduction in waste generation per capita by 10% *(from 2014/15 generation rate)* **2030** – Reduction in waste generation per capita by 20% *(from 2014/15 generation rate)*		
Waste generators		**Waste managers****
Community	**Government and industry**	**Waste industry**
2025 – Reduction in MSW generation per capita by 5% **2030** – Reduction in MSW generation per capita by 10%	Reduction in C&D waste generation per capita by 15% by **2025**, 30% by 2030 Reduction in C&I waste generation per capita by 5% by **2025**, 10% by **2030**	**2030** – All waste is managed and/or disposed using better practice approaches

* 2016–17 national data has not been used in this strategy. WA reportedly has significant waste stockpiling that is not reflected in the 2016–17 data but accurate assessment of this stockpiling is not yet available. Data improvement to address accuracy issues is a headline strategy in this waste strategy and will be addressed as a priority.

** Includes local government, private industry and state entities.

Focus materials

Achieving the avoidance targets will require an emphasis on the waste materials that, by weight, currently make up more than 90 per cent of the waste Western Australian's generate:

- **Construction and demolition materials:** concrete, asphalt, rubble, bricks, sand and clean fill
- **Organics:** food organics and garden organics
- **Metals:** steel, non-ferrous metals, packaging and containers
- **Paper and cardboard:** office paper, newspaper and magazines
- **Glass:** packaging and containers
- **Plastics:** packaging and containers
- **Textiles:** clothing and other fabric-based materials

Table 2: Avoid strategies

			Strategy application					
			Waste generators				Waste managers*	
	Strategy description	**Lead stakeholder**	**Community**	**Local government**	**State Government**	**Industry**	**Waste industry**	**#**
KNOWLEDGE	Coordinate consistent state-wide communication, engagement and education on waste avoidance behaviours with an emphasis on focus materials.	State Government	✓	✓	✓	✓	✓	1
	Investigate, develop and publish, in collaboration with stakeholders, locally relevant actions for reducing waste generation with an emphasis on focus materials.	Waste Authority	✓	✓		✓	✓	2
	Lead collaboration between State Government agencies on actions that reduce the waste generation with an emphasis on focus materials.	State Government		✓	✓			3
	Coordinate communications and education that leads to food organics and garden organics waste reduction behaviour change.	Waste Authority	✓	✓	✓	✓	✓	4
	Collaborate with decision-makers and opinion leaders to explore opportunities arising from circular economy approaches and communicate them publicly.	Waste Authority		✓	✓	✓	✓	5
ENABLING INFRASTRUCTURE	Develop mechanisms and platforms that enable the community to adopt avoidance behaviours, and explore reuse and low-waste alternatives.	State Government	✓	✓	✓			6
INCENTIVES	Provide support to community, government and industry initiatives that lead to waste avoidance and contribute to waste strategy targets with an emphasis on focus materials.	State Government	✓	✓	✓	✓	✓	7
	Introduce regulations to prevent unnecessary waste generation.	State Government	✓	✓	✓	✓		8

* Includes local government, private industry and state entities.

Objective 2: Recover

Western Australians recover more value and resources from waste

Where waste generation is unavoidable, efforts should be made to recover more value and resources from waste. Consistent with the waste hierarchy and circular economy approaches, material recovery is preferred over energy recovery. Energy recovery is preferable to landfill disposal but should only be applied to residual waste once better practice source separation approaches have been exhausted.

Waste Avoidance and Resource Recovery Strategy 2030 supports the recovery of more valuable resources from the waste stream by applying a combination of strategies relating to knowledge, enabling infrastructure and incentives to encourage behaviour change by waste generators and waste managers.

The Waste Authority will produce better practice guidelines and encourage the sector to implement better practice through mechanisms such as local government waste plans. Implementation of food organics and garden organics (FOGO) systems are a priority in this strategy, which will increase the recovery of material collected through kerbside services. Implementation of FOGO systems will be supported by State Government through the application of financial mechanisms to make it a cost competitive option for local governments.

RECOVER TARGETS		
2025 – Increase material recovery to 70% **2025** – All local governments in the Perth and Peel region provide consistent three bin kerbside collection systems that include separation of FOGO from other waste categories **2030** – Increase material recovery to 75% **From 2020** – Recover energy only from residual waste		
Waste generators		**Waste managers***
Community	**Government and industry**	**Waste industry**
2020 – Increase MSW material recovery to 65% in the Perth and Peel regions, 50% in major regional centres **2025** – Increase MSW material recovery to 67% in the Perth and Peel regions, 55% in major regional centres **2030** – Increase MSW material recovery to 70% in the Perth and Peel regions, 60% in major regional centres	C&I sector – Increase material recovery to 70% by **2020**, 75% by **2025**, 80% by **2030** C&D sector – Increase material recovery to 75% by **2020**, 77% by **2025**, 80% by **2030**	**2030** – All waste facilities adopt resource recovery better practice

* Includes local government, private industry and state entities.

Focus materials

In working towards these targets, this strategy focuses on the reuse, reprocessing and recycling of the following materials that present the greatest potential for increased recovery:

- **Construction and demolition materials:** concrete, asphalt, rubble, bricks, sand and clean fill
- **Organics:** food organics and garden organics (FOGO)
- **Metals:** steel, non-ferrous metals, packaging and containers
- **Paper and cardboard:** office paper, newspaper and magazines
- **Plastics:** packaging and containers

These focus materials reflect overall state priorities, however, it will be appropriate to consider local circumstances to increase recovery in different parts of Western Australia, and particularly between metropolitan and non-metropolitan areas. Local circumstances include factors such as access to processing infrastructure and access to markets for recycled products. *Waste Avoidance and Resource Recovery Strategy 2030* encourages the adoption of solutions that reflect local circumstances and contribute to the overarching targets.

Just as local approaches based on local circumstances can lead to unique solutions, consistent services where similar conditions exist can lead to more efficient service delivery. Consistency in the provision of kerbside services to households in urbanised areas is an example of where consistent systems, including three bin food organics and garden organics (FOGO) systems, can improve messaging to the community about how to recycle effectively and lead to better practice outcomes across large urbanised populations. Consistent collections also provide opportunities for service providers to establish processing options for clean and consistent streams of materials, which can reduce costs and improve product quality and therefore access to markets.

Energy recovery

Resource recovery includes the recovery of energy from waste. However, energy recovery is considered to be the least preferred of all resource recovery options in the waste hierarchy as it merely releases embodied energy but does not preserve the material for reuse. For this reason, the waste strategy identifies that only residual waste (waste which remains following the application of better practice source separation and recycling systems) is to be used for energy recovery. Where better practice guidance is not available, an entity's material recovery performance will need to meet or exceed the relevant stream target (depending on its source - MSW, C&I or C&D) for the remaining non-recovered materials to be considered residual waste under this waste strategy.

Table 3: Recover strategies

			Strategy application					
			Waste generators				Waste managers*	
	Strategy description	**Lead stakeholder**	**Community**	**Local government**	**State Government**	**Industry**	**Waste industry**	**#**
KNOWLEDGE	Investigate options to recover and promote related local markets through State Government procurement actions with an emphasis on focus materials.	State Government			✓			9
	Develop and publish better practice guidance and standards for waste-derived products to build confidence in recycled products and ensure protection of the environment.	Waste Authority	✓	✓	✓	✓	✓	10
	Maintain a communications toolkit for local government on consistent messaging for better practice kerbside service delivery.	Waste Authority	✓	✓			✓	11
	Develop education and engagement resources to communicate the benefits of resource recovery and the use of recycled products, and to minimise contamination in collection systems.	Waste Authority	✓	✓	✓	✓	✓	12
	Develop and publish better practice guidance to support increases in recovery with an emphasis on focus materials.	Waste Authority	✓	✓	✓	✓	✓	13
	Identify and implement options for collaboration between industry and the State Government to support market development and recovery with an emphasis on focus materials.	Waste Authority			✓	✓	✓	14
	Investigate and improve reporting on material that is reused (as distinct from recycled) to better monitor the state's move toward becoming a circular economy.	State Government	✓	✓	✓	✓	✓	15
ENABLING INFRASTRUCTURE	Establish mechanisms, including funding approaches to support investments in local infrastructure for recovery with an emphasis on focus materials.	State Government					✓	16
	Develop and support measures to establish and maintain product stewardship schemes aligned with the State's waste priorities, commencing with a container deposit scheme.	State Government	✓	✓	✓	✓	✓	17

* Includes local government, private industry and state entities.

Table 3: Recover strategies continued

			Strategy application					
			Waste generators				Waste managers*	
	Strategy description	**Lead stakeholder**	**Community**	**Local government**	**State Government**	**Industry**	**Waste industry**	**#**
INCENTIVES	Provide funding to local governments to introduce better practice services and extend the Better Bins program to include FOGO (food organics and garden organics services).	Waste Authority	✓	✓			✓	18
	Provide funding to promote the use of priority recycled products and support the establishment of local markets with an emphasis on focus materials.	State Government		✓	✓	✓	✓	19
	Support community, government and industry initiatives that promote resource recovery in the Perth and Peel regions, major regional centres and remote areas through grant programs.	State Government	✓	✓	✓	✓	✓	20
	Develop a legislative framework to encourage the use of waste derived materials, including product specifications, to build confidence in recycled products, increase their demand and develop relevant markets while protecting the environment.	State Government		✓	✓	✓	✓	21
	Implement sustainable government procurement practices that encourage greater use of recyclable and recycled products and support local market development.	State Government		✓	✓	✓		22

* Includes local government, private industry and state entities.

Objective 3: Protect

Western Australians protect the environment by managing waste responsibly

The transport, storage, processing and disposal of waste all have the potential to directly impact the environment.

Certain wastes, such as hazardous materials or materials that are commonly littered or dumped, can also pose significant risks to public health and the environment. Poorly managed waste infrastructure (including landfills and recycling facilities) and services, as well as adverse waste behaviours, all increase the risk of negative impacts on public health and the Western Australian environment.

In the event waste cannot be avoided, it is important that waste management systems – including recycling and disposal (landfill) facilities – protect the environment from the negative impacts of waste by adopting better practice.

Waste managers face different waste management challenges and have varying capacities to address these challenges. For example, better practice approaches in remote areas are likely to vary substantially to those in metropolitan areas, due to differences in populations, infrastructure, resources and market access. Better practice guidance developed under this strategy will reflect these differences.

Litter and illegal dumping can significantly damage our environment. It is important that waste enters the correct waste management system so that it can be properly managed by better practice facilities, and is not littered or dumped in the environment.

PROTECT TARGETS		
2030 – No more than 15% of Perth and Peel regions' waste is disposed to landfill 2030 – All waste is managed by and/or disposed to better practice facilities		
Waste generators		**Waste managers***
Community	**Government and industry**	**Waste industry**
2030 – Move towards zero illegal dumping 2030 – Move towards zero littering	2030 – Move towards zero illegal dumping	2030 – No more than 15% of Perth and Peel regions' waste is disposed to landfill 2030 – All waste facilities adopt environmental protection better practice

* Includes local government, private industry and state entities.

Priority areas

In working towards achieving these targets, Western Australia should focus on behaviours and materials that provide the greatest potential to protect the environment including:

- the transport, storage, processing and disposal of waste;
- problem wastes, including hazardous materials;
- poorly managed waste infrastructure, including landfills, recycling facilities and services;
- taking action early in a waste material's life cycle; and
- giving priority to reflect the risk posed by a waste material.

National priorities

The management of some types of waste require an international approach. Initiatives that are the responsibility of the Commonwealth Government and to which WA contributes include the Basel Convention, an international treaty to reduce the movement of hazardous waste between countries with a view to protecting public health and the environment, and the Minamata Convention on Mercury, a global treaty to protect public health and the environment from the adverse effects of mercury.

Table 4: Protect strategies

			Strategy application					
			Waste generators				Waste managers*	
	Strategy description	**Lead stakeholder**	**Community**	**Local government**	**State Government**	**Industry**	**Waste industry**	**#**
KNOWLEDGE	Identify the data that is required to quantify and measure illegal dumping activity, collect the identified data on an ongoing basis and use the collected data to better target illegal dumping monitoring and enforcement activities.	State Government		✓	✓		✓	23
	Deliver a community engagement and education campaign to raise awareness of illegal dumping and its impacts.	State Government	✓	✓	✓	✓		24
	Investigate, document and publish options for avoiding waste plastic.	Waste Authority	✓	✓	✓	✓		25
	Review and report on approaches to the management of hazardous waste including controlled and liquid waste.	State Government				✓	✓	26
	Assess existing recovery facility and landfill siting and management practices and publish information to guide achievement of better practice approaches.	Waste Authority					✓	27
ENABLING INFRASTRUCTURE	Work with land owners and managers to build their capacity to tackle illegal dumping.	State Government	✓	✓	✓	✓		28
	Investigate and report on the role of funding approaches to drive the uptake of better practice approaches at waste management facilities.	Waste Authority		✓			✓	29
INCENTIVES	Support local governments to safely collect and manage hazardous materials generated by households that present a significant risk to public health and the environment.	State Government	✓	✓			✓	30
	Provide relevant funding and guidance to prevent the illegal dumping of waste at charitable recycler waste collection sites.	State Government					✓	31

* Includes local government, private industry and state entities.

Table 4: Protect strategies continued

			Strategy application					
			Waste generators				Waste managers*	
	Strategy description	**Lead stakeholder**	**Community**	**Local government**	**State Government**	**Industry**	**Waste industry**	**#**
INCENTIVES	Implement the litter prevention strategy to reduce littering and manage its impacts.	Keep Australia Beautiful Council	✓	✓	✓	✓		32
	Detect, investigate and prosecute illegal dumping.	State Government	✓	✓	✓	✓		33
	Review and update the regulatory framework for waste to ensure it is appropriate and reduces the environmental impacts and risks from waste management.	State Government					✓	34
	Revise and publish waste classifications and definitions to reflect current knowledge to ensure waste materials are managed according to their risk and are treated and/or disposed of appropriately.	State Government			✓		✓	35
	Develop and revise legislative frameworks to encourage the use of waste derived materials and build confidence in recycled products.	State Government	✓	✓	✓	✓		36

* Includes local government, private industry and state entities.

Foundation strategies

that apply to multiple objectives

Waste Avoidance and Resource Recovery Strategy 2030 includes strategies which support multiple objectives and underpin the delivery of this waste strategy. These are referred to as foundation strategies.

Foundation strategies include:

- information and data – to provide high quality information to the community, government and industry to inform decision making.
- regulation and policy – to provide a level playing field and deliver efficient and effective waste management outcomes.
- education – to underpin behaviour change approaches for avoid, recover and protect, for waste generators and waste managers.
- planning – to provide support and guidance for waste services planning as well as infrastructure and land use planning.

The waste levy will continue to play a key role by providing a disincentive to dispose of waste, and by generating revenue to fund programs which support the waste strategy. Reflecting this, a key foundation strategy is for the scope and application of the waste levy to be reviewed to ensure it meets the objectives of *Waste Avoidance and Resource Recovery Strategy 2030*, and to establish a schedule of future waste levy rates.

The range of strategies, both new and ongoing, that will allow Western Australians to achieve outcomes against all three objectives of the waste strategy are presented below.

Table 5: Foundation strategies

			Strategy application					
			Waste generators				Waste managers*	
	Strategy description	Lead stakeholder	Community	Local government	State Government	Industry	Waste industry	#
INFORMATION AND DATA	Review and update data collection and reporting systems to allow waste generation, recovery and disposal performance to be assessed in a timely manner.	State Government		✓	✓	✓	✓	37
	Collaborate with industry to develop a data strategy that includes actions to improve waste data collection, management and reporting, and guides their implementation.	State Government Waste Authority		✓	✓	✓	✓	38
	Investigate and report on the application of the circular economy in WA, including opportunities and barriers implementation.	Waste Authority	✓	✓	✓	✓	✓	39

* Includes local government, private industry and state entities.

Table 5: Foundation strategies continued

			Strategy application					
			Waste generators				Waste managers*	
	Strategy description	Lead stakeholder	Community	Local government	State Government	Industry	Waste industry	#
INFORMATION AND DATA	Collaborate with the Commonwealth Government to develop local approaches to implementing the National Food Waste Strategy.	State Government	✓	✓	✓	✓	✓	40
	Provide support to local governments, recyclers and landfill operators for reporting under amendments to the *Waste Avoidance and Resource Recovery Regulations 2008*.	State Government		✓			✓	41
	Develop state-wide waste communications to support consistent messaging on waste avoidance, resource recovery and appropriate waste disposal behaviours.	State Government	✓	✓	✓	✓		42
ENGAGEMENT AND EDUCATION	Recognise and reward the adoption of positive behaviours, practices and innovation that contribute to reduced waste generation, increased resource recovery and protection of the environment.	Waste Authority	✓	✓	✓	✓	✓	43
REGULATION AND POLICY	Investigate options for developing a 'needs based' approach to the approval of new landfills and other waste infrastructure.	State Government					✓	44
	Contribute to national waste policy and programs aimed at waste avoidance, resource recovery and environmental protection.	State Government	✓	✓	✓	✓	✓	45
	Review the scope and application of the waste levy to ensure it meets the objectives of Waste Avoidance and Resource Recovery Strategy 2030 and establish a schedule of future waste levy rates with the initial schedule providing a minimum five year horizon.	State Government	✓	✓	✓	✓	✓	46

* Includes local government, private industry and state entities.

Table 5: Foundation strategies continued

			Strategy application					
			Waste generators				Waste managers*	
	Strategy description	Lead stakeholder	Community	Local government	State Government	Industry	Waste industry	#
REGULATION AND POLICY	Review and revise regulations and policies to achieve a level playing field for industry which ensures entities that are compliant and apply best practice are not disadvantaged.	State Government		✓	✓	✓	✓	47
	Implement local government waste plans which align local government waste planning processes with the waste strategy.	State Government	✓	✓				48
	Lead and support initiatives that bring together agencies, local governments, industry and community to assist knowledge exchange and strategic waste planning.	Waste Authority	✓	✓	✓	✓	✓	49
PLANNING	Undertake a strategic review of Western Australia's waste infrastructure (including landfills) by 2020 to guide future infrastructure development.	State Government	✓	✓	✓	✓	✓	50

* Includes local government, private industry and state entities.

Next steps

Supporting documents

Waste Avoidance and Resource Recovery Strategy 2030 Action Plan

This strategy is supported by an action plan which outlines specific actions to be implemented to achieve the objectives of the strategy.

The initial action plan has been prepared by the Waste Authority in consultation with relevant State Government agencies, and was approved by the Minister for Environment. Stakeholder consultation will be undertaken in the preparation of subsequent action plans.

Waste Authority Position and Guidance Statements

The Waste Authority publishes position statements from time to time. Position statements formalise the views of the Waste Authority and may be used to inform decisions relevant to the Waste Authority's role in implementing the strategy.

Better Practice Guidance

The Waste Authority recognises the importance of developing better practice guidelines, measures and reporting frameworks and supporting their adoption. The Waste Authority will publish better practice guidance from time to time, which sets out high-performing systems and outcomes benchmarked against comparable jurisdictions.

State Waste Infrastructure Plan

A state waste infrastructure plan will be developed together with key stakeholders to guide the planning and decision making for the establishment and maintenance of critical infrastructure. This will include the type and capacity of additional infrastructure that will be needed to meet the targets in this strategy, the areas in which infrastructure may be best located and forecast dates for when it is needed.

Annual Business Plan

The *Waste Avoidance and Resource Recovery Act 2007* (WARR Act) requires the Waste Authority to prepare a draft business plan to be submitted to the Minister each year. The business plan sets out objectives and priorities for government funding for the next five financial years, and must be consistent with this strategy.

Waste Data Strategy

A waste data strategy will guide the ongoing development of data definitions, collection mechanisms, management and reporting requirements to ensure progress on *Waste Avoidance and Resource Recovery Strategy 2030* can be monitored appropriately and that any revision of approach is based on sound information.

Measuring progress

The Waste Authority will be responsible for evaluating *Waste Avoidance and Resource Recovery Strategy 2030*, including progress towards objectives and targets. The Waste Authority will publish annual reports against its business plan, and coordinate reports on behalf of the Minister against the outcomes of the action plan.

Strategy updates

As Western Australia implements this waste strategy, new opportunities and priorities may be identified which may warrant a review of the scope and focus of the strategy. The WARR Act requires that the waste strategy be reviewed for currency at least every five years, including a full public consultation process. Minor amendments to the waste strategy can be made by the Waste Authority subject to the approval of the Minister.

Glossary

Term	Definition
Better practice	Better practice refers to practices and approaches that are considered by the Waste Authority to be outcomes-focussed, effective and high performing, which have been identified based on evidence and benchmarking against comparable jurisdictions. Better practice will be supported by the Waste Authority through the development of better practice guidelines, measures and reporting frameworks, which will be developed to reflect the different capacities and challenges faced by waste generators and managers. Better practice is synonymous with the term best practice, but captures the dynamic nature of best practice.
Circular economy	An alternative to a traditional linear economy (make, use, dispose) in which we keep resources in use for as long as possible – extracting the maximum value from them while in use, then recovering and reusing products and materials. Three core principles underpin a circular economy – design out waste and pollution; keep products and materials in use; and regenerate natural systems.
Commercial and industrial (C&I) waste	Waste produced by institutions and businesses, including schools, restaurants, offices, retail and wholesale businesses and industries, including manufacturing.
Construction and demolition (C&D) waste	Waste produced by demolition and building activities, including road and rail construction and maintenance, and excavation of land associated with construction activities.
Drop-off facility	Site where residents can bring their waste or recyclables for disposal.
Embodied energy	Embodied energy is the energy used to produce a material substance (such as processed metals or building materials), taking into account energy used at the manufacturing facility, energy used in producing the materials that are used in the manufacturing facility, and so on.
Food organics and garden organics (FOGO)	Food organics include waste food, inedible food, and parts of food that are not consumed and/or are considered undesirable (such as seeds, bones, coffee grounds, skins and peels). Garden organics include organic wastes that arise from gardening and maintenance activities, such as lawn clippings, leaves, cuttings and branches. FOGO can also include other organic wastes that may be compatible with FOGO collections and can include items such as paper and cardboard.

Term	Definition
Household hazardous waste	Products used in and around the home that have at least one hazardous characteristic (flammable, toxic, explosive or corrosive).
Hazardous waste	Waste that, by its characteristics, poses a threat or risk to public health, safety or the environment.
Illegal dumping	Premeditated littering where people go out of their way to dump waste in public places illegally, typically for commercial benefit or to avoid disposal fees.
Kerbside collection	A regular containerised service that collects waste from a residents' kerbside.
Litter	Waste that is left in public places and not deposited into a bin.
Litter Prevention Strategy	Litter Prevention Stra*tegy* for Western Australia 2015–2020.
Liquid waste	Wastes that are not solid or gaseous. May refer to sludges and slurries, or other liquids discharged to sewer. May also refer to waste water.
Major Regional Centre	Major Regional Centres: The cities of Albany, Busselton, Bunbury, Greater Geraldton and Kalgoorlie-Boulder, which are local governments outside the Perth and Peel region that have both a relatively large population and reasonable access to markets. Other major regional centres may be identified by the Waste Authority during the life of the waste strategy.
Municipal solid waste (MSW)	Waste primarily collected from households and local governments through waste and recycling collections.
Organic waste	Waste materials from plant or animal sources, including garden waste, food waste, paper and cardboard.
Perth and Peel region	The Perth region, or Perth metropolitan region, is the area defined by the Metropolitan Region Scheme. The Peel region is the area defined by the Peel Region Scheme. Municipal solid waste targets are set for the Perth and Peel region to reflect current urbanisation trends and to align with waste infrastructure servicing and planning needs.

Term	Definition
Product stewardship	Product stewardship is an approach to managing the impacts of different products and materials. It acknowledges that those involved in producing, selling, using and disposing of products have a shared responsibility to ensure that those products or materials are managed in a way that reduces their impact, throughout their life cycle, on the environment and on public health and safety.
Residual waste	Waste that remains after the application of a better practice source separation process and recycling system, consistent with the waste hierarchy as described in section 5 of the *Waste Avoidance and Resource Recovery Act 2007* (WARR Act). Where better practice guidance is not available, an entity's material recovery performance will need to meet or exceed the relevant stream target (depending on its source - MSW, C&I or C&D) for the remaining non-recovered materials to be considered residual waste under this waste strategy.
Resource recovery	The process of extracting materials or energy from a waste stream through re-use, reprocessing, recycling or recovering energy from waste.
Vergeside service	Local government services that collect a range of materials from the verge for recovery or disposal.
Waste avoidance	Refers to the prevention or reduction of waste generation, or the prevention or reduction of the environmental impacts (for example toxicity) of waste generation.
Waste Avoidance and Resource Recovery (WARR) Account	In accordance with the *Waste Avoidance and Resource Recovery Act 2007* (WARR Act), each year the Minister for Environment must allocate not less than 25 per cent of the forecast levy amount to the WARR Account. Funds in the WARR Account are applied to programs for the management, reduction, reuse, recycling, monitoring or measurement of waste and to support implementation of the Waste Strategy.
Waste diversion	The act of diverting a waste away from landfill for another purpose such as re-use or recycling.

References

Access Economics 2009, *Employment in waste management and recycling*, commissioned by the Department of Environment, Water, Heritage and the Arts, July 2009.

ASK Waste Management (2017), *Recycling Activity in Western Australia 2015–16*, Report prepared by ASK Waste Management Consultancy Services for the Waste Authority. Available from: www.wasteauthority.wa.gov.au/media/files/documents/WA_Recycling_Activity_15_16-Amended.pdf.

Australian Bureau of Statistics (ABS) (2014), *Waste Account*, Australia, 2010–11. Available from: www.abs.gov.au/AUSSTATS/abs@.nsf/Lookup/4602.0.55.006Main+Features12010-11.

Hyder Consulting (2013) Recycling Activity in Western Australia 2010–11, Report prepared by Hyder Consulting Pty Ltd for the Waste Authority

Organisation for Economic Cooperation and Development (OECD) (2017), *Municipal waste, Generation and Treatment*. Available from: stats.oecd.org/Index.aspx?DataSetCode=MUNW. [18 October 2017].

Pickin, J. and Randell, P (report prepared by Blue Environment Pty. Ltd. in association with Randell Environmental Consulting) (2017), *Australian National Waste Report 2016*, Department of Environment and Energy. Available from: www.environment.gov.au/system/files/resources/d075c9bc-45b3-4ac0-a8f2-6494c7d1fa0d/files/national-waste-report-2016.pdf.

Pickin, J, Randell, P, Trinh, J and Grant, B 2018, National Waste Report 2018, Blue Environment Pty. Ltd, prepared for Department of the Environment and Energy, November 2018. Available at www.environment.gov.au/protection/waste-resource-recovery/national-waste-reports/national-waste-report-2018.

Waste and Resources Action Programme (WRAP) (2015), *Economic Growth Potential of More Circular Economies*. Available from: www.wrap.org.uk.

Waste Authority

Ψ9fŜŎǘŃƛŎI·f [ƛƎKǘƛyƎ ¦LJƎŃI·ŘŜă tŃƵƧŜŎǘ CƛyI·yŎƛI·f ¸ŜI·Ń нлнлкнмΩ ƛă LJŃŜăŜyǘŜŘ dzyŘŜŃ LǘŜƴ мт I·ă ƛǘ ŎƵyǘI·ƛyã ŎƵyŦƛŘŜyǘƛI·f I·ǘǘI·ŎKƴŜyǘă

мп⌀ /2ℕLJ2ℕI·ŭŜ {ŜℕØλŎŜă wŜLJ2ℕŭă

14.1 a2yŭKfè CλyƬ·yŎλI·f wŜLJ2ℕŭ Ƭ2ℕ 5ŜŎŜY˝ōŜℕ нлнл

wŜăLJ2yãλōfŜ hƬƬλŎŜℕ	aλŎKI·Ŝf YŜyŭΣ tℕ2ƻŜŎŭ 5λℕŜŎŭ2ℕ {ŭℕI·ŭŜƎλŎ CλyƬ·yŎŜ ó/Chú
±2ŭλyƎ wŜIjdzλℕŜY˝Ŝyŭ	{λY˝LJfŜ aI·ƻ2ℕλŭè
!ŭŭI·ŎKY˝Ŝyŭă	!ŭŭI·ŎKY˝Ŝyŭ мп⌀м! ς CλyƬ·yŎλI·f !ŎŭλØλŭè {ŭI·ŭŜY˝Ŝyŭ ó5ŜŎ нлú !ŭŭI·ŎKY˝Ŝyŭ мп⌀м. ς bŜŭ /dzℕℕŜyŭ !ăăŜŭ t2ăλŭλ2y˝ó5ŜŎ нлú !ŭŭI·ŎKY˝Ŝyŭ мп⌀м/ ς CλyƬ·yŎλI·f wŜLJ2ℕŭ ó5ŜŎ нлú !ŭŭI·ŎKY˝Ŝyŭ мп⌀м5óмú ς ±I·ℕλI·yŎŜ !yƬ·fèăλă π /2ℕŜ {ŜℕØλŎŜă ó5ŜŎ нлú !ŭŭI·ŎKY˝Ŝyŭ мп⌀м5óнú ς ±I·ℕλI·yŎŜ !yƬ·fèăλă π tℕ2ƻŜŎŭă ó5ŜŎ нлú

tdzℕLJ2ăŜ

¢KIăℕŜLJ2ℕŭ LJℕ2ØλŘŜă /2dzyŎλf ØλŭK ŭλY˝ŜfèΣ Y˝ŜI·yλyƎƬdzf ƬλyƬ·yŎλI·f λyãλƎKŭăℕŜƎI·ℕŘλyƎ ŭKŜ /λŭèΩă 2LJŜℕI·ŭλyƎ I·ŎŭλØλŭλŜăΣ ƬλyƬ·yŎλI·f LJŜℕƬ2ℕY˝I·yŎŜ I·yŘ ƬλyƬ·yŎλI·f LJ2ăλŭλ2y⌀

wŜŎ2Y˝Y˝ŜyŘI·ŭλ2y˝

¢KI·ŭ /2dzyŎλf w9/9L±9{ ŭKŜ Ƭ2ff2ØλyƎ ƬλyƬ·yŎλI·f ℕŜLJ2ℕŭă Ƭ2ℕ ŭKŜ LJŜℕλ2Ř ŜyŘŜŘ ом 5ŜŎŜY˝ōŜℕ нлнлY

I·⌀ CλyƬ·yŎλI·f !ŎŭλØλŭè {ŭI·ŭŜY˝Ŝyŭ ó!ŭŭI·ŎKY˝Ŝyŭ мп⌀м!ú

ō⌀ bŜŭ /dzℕℕŜyŭ !ăăŜŭ t2ăλŭλ2y˝ó!ŭŭI·ŎKY˝Ŝyŭ мп⌀м.ú

Ŏ⌀ CλyƬ·yŎλI·f wŜLJ2ℕŭ Ƭ2ℕ ŭKŜ tŜℕλ2Ř ó!ŭŭI·ŎKY˝Ŝyŭ мп⌀м/ú

Ř⌀ CλyƬ·yŎλI·f ±I·ℕλI·yŎŜ !yƬ·fèăλă π /2ℕŜ {ŜℕØλŎŜă ó!ŭŭI·ŎKY˝Ŝyŭ мп⌀м5óмúú

Ŝ⌀ CλyƬ·yŎλI·f ±I·ℕλI·yŎŜ !yƬ·fèăλă π tℕ2ƻŜŎŭă ó!ŭŭI·ŎKY˝Ŝyŭ мп⌀м5óнúú⌀

. I·Ŏ⌊ƎℕƨdzyŘ

мφ tℕŜăŜyűI·űλƨY ƨŦ I· YƨyűKfè ŦλyƖ·yŎλI·f ℕŜLJƨℕűƨ ƨ /ƨdzyŎλf λă ōƨűK I· ăűI·űdzűƨℕè ƨōfƎI·űλƨY I·yŘ ƎƨƨŘ ŦλyƖ·yŎλI·f YI·yƖ·ƎŜYŜyűƨ LJℕJI·ŎűλŎŜ űKI·űY

I·φ 5ŜYƨyăűℕJI·ŭŜă ŭKŜ /λűèΩă Ŏƨ YYλŭYŜyűƨ ŭƨ YI·yƖ·ƎλyƎ λŭă ƨLJŜℕJI·ŭλƨyã λY I· ŦλyƖ·yŎλI·ffè ℕŜăLJƨyãλōfŜ I·yŘ ădzăŭI·λyƖ·ōfŜ YI·yyŜℕφ

ōφ tℕƨØλŘŜă ŭλYŜfè λŘŜyűλŦλŎI·ŭλƨY ƨŦ ØI·ℕλI·yŎŜă ŦℕƨY ōdzŘƎŜŭ ŜÈLJŜŎŭI·ŭλƨyã Ŧƨℕ ℕŜØŜyűzŜă I·yŘ ŜÈLJŜyŘλŭdzℕŜă I·yŘ λŘŜyűλŦλŎI·ŭλƨY ƨŦ ŜYŜℕƎλyƎ ƨLJLJƨℕŭdzyλŭλŜă ƨℕ ŎKI·yƎŜă λY ŜŎƨyƨYλŎ Ŏƨ yŘλŭλƨyã φ

Ŏφ 9yãdzℕŜă LJℕƨLJŜℕ I·ŎŎƨdzyűI·ōλfŭè ŭƨ ŭKŜ Ŏƨ YYdzyλŭè ƨℕ ŭKŜ dzăŜ ƨŦ ŦλyƖ·yŎλI·f ℕŜăƨdzℕŎŜăφ

нφ tℕŜLJI·ℕJI·ŭλƨY ƨŦ I· YƨyűKfè CλyƖ·yŎλI·f !ŎŭλØλŭè {ŭI·ŭŜYŜyűƨ óC!{ú λă ŭKŜ YλyλYI·f ăűI·ŭdzűƨℕè ℕŜIjdzλℕŜYŜyűƨ ƨŦ ŭKŜ *Local Government Act 1995* I·yŘ ℕŜƎdzfI·ŭλƨY oπ ƨŦ ŭKŜ *Local Government (Financial Management) Regulations 1996*φ Lŭ λă I·făƨ I· ℕŜăLJƨyãλōfŜ ŦλyƖ·yŎλI·f YI·yƖ·ƎŜYŜyűƨ LJℕJI·ŎűλŎŜ ŭƨ I·ffƨø /ƨdzyŎλf ŭƨ ŜŦŦŜŎŭλØŜfè ŜÈŜŎdzŭŜ ŭKŜλℕJ ŦλyƖ·yŎλI·f YI·yƖ·ƎŜYŜyűƨ ℕŜăLJƨyãλōλfŭλŜă φ

oφ CλyƖ·yŎλI·f λyŦƨℕJYI·ŭλƨY ŭKI·ŭ λă ℕŜIjdzλℕŜŘ ŭƨ ōŜ ℕŜLJƨℕŭŜŘ ŘλℕŜŎŭfè ŭƨ /ƨdzyŎλf YƨyűKfè λyŎfdzŘŜăY

I·φ hLJŜℕJI·ŭλƨyƖ·f ŦλyƖ·yŎλI·f LJŜℕŦƨℕJYI·yŎŜ I·ƎI·λyãŭ ōdzŘƎŜŭ ŜÈLJŜŎŭI·ŭλƨyã

ōφ 9ÈLJfI·yƖ·ŭλƨyã Ŧƨℕ λŘŜyűλŦλŜŘ ØI·ℕλI·yŎŜă ŦℕƨY ŜÈLJŜŎŭI·ŭλƨyã

Ŏφ CλyƖ·yŎλI·f LJƨăλŭλƨY ƨŦ ŭKŜ /λŭè I·ŭ ŜI·ŎK ƎλØŜY YƨyűK ŜyŘ

πφ ¢Kλă ăűI·ŭdzűƨℕè ŦλyƖ·yŎλI·f λyŦƨℕJYI·ŭλƨY YI·è ōŜ ădzLJLJƨℕŭŜŘ ōè I·ŘŘλŭλƨyƖ·f ădzLJLJƨℕŭλyƎ λyŦƨℕJYI·ŭλƨY ădzŎK I·ă ℕŜLJƨℕŭă ƨY ℕJI·ŭŜă ƨℕ λyØŜăŭYŜyŭă LJŜℕŦƨℕJYI·yŎŜ I·ă ŘŜŭŜℕJYλyŜŘ ōè ŭKŜ /λŭèφ

¦ yŘŜℕăŭI·yŘλyƎ ŭKŜ CλyƖ·yŎλI·f wŜLJƨℕŭă

pφ ² KŜy ℕŜI·ŘλyƎ ŭKŜ ŦλyƖ·yŎλI·f λyŦƨℕJYI·ŭλƨY LJℕƨØλŘŜŘ λY ŭKλă ℕŜLJƨℕŭΣ ΨØI·ℕλI·yŎŜăΩ óŘŜØλI·ŭλƨyã ŦℕƨY ōdzŘƎŜŭ ŜÈLJŜŎŭI·ŭλƨyãú I·ℕŜ ŎfI·ăăλŦλŜŘ I·ă ōŜλyƎ ŜλŭKŜℕJY

I·φ CI·ǾƨdzℕJI·ōfŜ ØI·ℕλI·yŎŜ

ōφ ¦ yŦI·ǾƨdzℕJI·ōfŜ ØI·ℕλI·yŎŜ

Ŏφ ¢λYλyƎ ØI·ℕλI·yŎŜ

cφ ! ŭλYλyƎ ØI·ℕλI·yŎŜ ℕŜfI·ŭŜă ŭƨ I· ōdzŘƎŜŭŜŘ ℕŜØŜyƨzŜ ƨℕ ŜÈLJŜyãŜ ŭKI·ŭ KI·ă yƨŭ ƨŎŎdzℕℕŜŘ I·ŭ ŭKŜ ŭλYŜ λŭ ØI·ă ŜÈLJŜŎŭŜŘΣ ōdzŭ ØKλŎK λă ăŭλƨf ŜÈLJŜŎŭŜŘ ŭƨ ƨŎŎdzℕ ØλŭKλYŭKŜ ōdzŘƎŜŭ èŜI·ℕφ ¢KI·ŭ λăΣ ŭKŜ ŦλyƖ·yŎλI·f ŭℕJI·yãI·ŎŭλƨY Øλƨf ăŭλƨf ƨŎŎdzℕ π ōdzŭ ƨdzăŭ λY I· ŘλŦŦŜℕJyŭ YƨyűKφ ¢KŜℕŜ ăKƨdzfŘ ōŜ yƨ λYLJI·Ŏŭ ƨY ŭKŜ LJℕƨƨŜŎŭŜŘ ōdzŘƎŜŭ ădzℕLJfdză ōè èŜI·ℕ ŜyŘφ

tφ ! ℕŜI·fλăŜŘ ŦI·ǾƨdzℕJI·ōfŜ ƨℕ dzyŦI·ǾƨdzℕJI·ōfŜ ØI·ℕλI·yŎŜ λă ŘλŦŦŜℕJyŭ ŭƨ I· ŭλYλyƎ ØI·ℕλI·yŎŜφ Lŭ ℕŜLJℕJŜăŜyŭă I· ƎŜyƨzλyŜ ŘλŦŦŜℕJyŎŜ ōŜŭØŜŜyŭKŜ I·ŎŭdzI·f I·yŘ ōdzŘƎŜŭŜŘ ℕŜØŜyƨzŜ ƨℕ ŜÈLJŜyŘλŭdzℕŜ λŭŜY φ

yφ ! ℕŜI·fλăŜŘ ŦI·ǾƨdzℕJI·ōfŜ èŜI·ℕ ŭƨ ŘI·ŭŜ ØI·ℕλI·yŎŜ ƨY I· ℕŜØŜyƨzŜ λŭŜY λă I· LJƨăλŭλØŜ ƨdzŭŎƨYŜ Ŧƨℕ ŭKŜ /λŭè I·ă λŭ λyŎℕJŜI·ăŜă ŭKŜ LJℕƨƨŜŎŭŜŘ ōdzŘƎŜŭ ădzℕLJfdzăφ ! Ydzy ŦI·ǾƨdzℕJI·ōfŜ ØI·ℕλI·yŎŜ ƨY I· ℕŜØŜyƨzŜ λŭŜY KI·ă ŭKŜ ƨLJLJƨăλŭŜ ŜŦŦŜŎŭΣ ℕŜădzfŭλyƎ I· ŘŜŎℕJŜI·ăŜ ŭƨ ŭKŜ LJℕƨƨŜŎŭŜŘ ōdzŘƎŜŭ ădzℕLJfdzăφ

φφ ! ℕŜI·fλăŜŘ ŦI·ǾƨdzℕJI·ōfŜ ØI·ℕλI·yŎŜ ƨY I·Y ŜÈLJŜyŘλŭdzℕŜ λŭŜY YI·è KI·ØŜ ŜλŭKŜℕJ ƨŦ ŭØƨ ŎI·dzăŜă π ƨyŜ ōŜλyƎ I· ăI·ØλyƎ ōŜŎI·dzăŜ ŭKŜ ƨdzŭŎƨYŜ ØI·ă I·ŎKλŜØŜŘ ŦƨℕJ I· fŜăăŜℕJ ŎƨăŭΣ ØKλŎK KI·ă ŭKŜ ŜŦŦŜŎŭ ƨŦ λyŎℕJŜI·ăλyƎ ŭKŜ LJℕƨƨŜŎŭŜŘ ōdzŘƎŜŭ ădzℕLJfdzăφ ¢KŜ ƨŭKŜℕJ ŎI·dzăŜ YI·è ōŜ ŭKI·ŭ ŭKŜ LJℕƨƨLJƨăŜŘ ŜÈLJŜyŘλŭdzℕŜ YI·è yƨŭ KI·ØŜ ōŜŜY

dzyŘŜℕűl·⌉Ŝy˘ l·yŘ λă y2ű ŜÈLJŜŐűŜŘ ű2 ōŜ λyŐdzℕℕŜŘ λy˘ űKl·ű ŦλYl·yŐλl·f èŜl·ℕφ ² Kλfăű űKλă Y˘l·è ăŜŜY˘ LJ2ăλűλØŜ Ŧℕ2Y˘ űKŜ ŦλYl·yŐλl·f LJ2ăλűλ2y˘ LJŜℕăLJŜŐűλØŜΣ λű Y˘l·è y2ű ōŜ l· LJ2ăλűλØŜ 2dzűŐ2YŜ Ŧ2ℕ űKŜ Ő2YY˘dzyλűè λŦ űKŜ ăŜℕØλŐŜ 2ℕ LJℕ2?ŜŐűŜŘ ăă y2ű ŘŜfλØŜℕŜŘφ

млφ ! ℕŜl·fλăŜŘ dzyŦl·Ø2dzℕl·ōfŜ èŜl·ℕ ű2 Řl·űŜ Øl·ℕλl·yŐŜ 2y˘ l·y˘ ŜÈLJŜyŘλűdzℕŜ λűŜY˘ ó2ØŜℕπŜÈLJŜyŘλűdzℕŜú ℕŜădzfűă λy˘ l· ŘŜŐℕŜl·ăŜ ű2 űKŜ LJℕ2?ŜŐűŜŘ ōdzŘ∃Ŝű ădzℕLJfdzăφ

ммφ ¢KŜ {ŐKŜŘdzfŜ 2Ŧ ±l·ℕλl·yŐŜă ó ! űűl·ŐKY˘Ŝyű мпφн5óмú ℑ мпφн5óнú øλff LJℕ2ØλŘŜ Ő2YY˘Ŝyűl·ℕè 2y˘ øKŜűKŜℕ űKŜ yl·űdzℕŜ 2Ŧ űKŜ Øl·ℕλl·yŐŜ λă ăl·Øλy∃ă ℕŜfl·űŜŘΣ űλY˘λy∃ ℕŜfl·űŜŘ 2ℕ 2űKŜℕøλăŜφ

мнφ LŦ l· ℕŜl·fλăŜŘ Ŧl·Ø2dzℕl·ōfŜ 2ℕ dzyŦl·Ø2dzℕl·ōfŜ Øl·ℕλl·yŐŜ λă Y˘l·űŜℕλl·f λy˘ Øl·fdzŜ ó2Ŧ ăλ∃yλŦλŐl·yű ăλÎŜúΣ λű øλff ōŜ l·YŜyŘŜŘ űKℕ2dz∃K l· Ŧ2ℕY˘l·f ōdzŘ∃Ŝű ℕŜØλŜø LJℕ2ŐŜăăφ

5λăŐdzăăλ2y˘

мoφ ¢KŜ Cλyl·yŐλl·f ! ŐűλØλűè {űl·űŜY˘Ŝyű ó ! űűl·ŐKY˘Ŝyű мпφм ! ó λyŘλŐl·űŜă űKl·ű 2LJŜℕl·űλy∃ ℕŜØŜyűdzŜ ŐdzℕℕŜyűfè ăλűă l·ű Þрнφлa ØŜℕădză l· ōdzŘ∃Ŝű 2Ŧ Þпсφсa ű2 űKŜ Ŝy˘Ř 2Ŧ űKŜ ℕŜLJ2ℕűλy∃ Y˘2yűK ó5ŜŐŜY˘ōŜℕ нлнлúφ ¢Kλă ℕŜLJℕŜăŜyűă l· èŜl·ℕ ű2 Řl·űŜ ó¸¢5ú Ŧl·Ø2dzℕl·ōfŜ Øl·ℕλl·yŐŜ 2Ŧ Þрφпa 2ℕ ммφ⌠⌡φ

мпφ {λ∃yλŦλŐl·yű ℕŜl·fλăŜŘ ŦλYl·yŐλl·f Øl·ℕλl·yŐŜă ℕŜŦŜℕŜyŐŜŘ λy˘ űKλă ℕŜLJ2ℕűl·ℕŜ l·ŘŘℕŜăăŜŘ λy˘ űKŜ Y˘λŘπèŜl·ℕ ōdzŘ∃Ŝű ℕŜØλŜø Ő2yŘdzŐűŜŘ l·ŦűŜℕ ом 5ŜŐŜY˘ōŜℕφ

мрφ ¢KŜ Y˘l·?2ℕ Ő2yűℕλōdzűλy∃ Ŧl·Őű2ℕă ű2 űKŜ Ŧl·Ø2dzℕl·ōfŜ ℕŜØŜyűdzŜ Øl·ℕλl·yŐŜ øŜℕŜ l·ă ŘŜűl·λfŜŘ λy˘¢l·ōfŜ móōŜf2øúY óC Γ˘ Cl·Ø2dzℕl·ōfŜ l·yŘ ¦ Γ˘ ¦yŦl·Ø2dzℕl·ōfŜú

¢l·ōfŜ мY

wŜØŜyűdzŜ	±l·ℕλl·yŐŜ π Þ ℑ⌠⌡	C к ¦	/2YY˘Ŝyű 2y˘±l·ℕλl·yŐŜă
wl·űŜă	ÞтмлY	⌠⌡	C	• wl·űŜă ℕŜØŜyűdzŜă l·ℕŜ ŘλăŐf2ăŜŘ l·ă Þффφлa Σ øKλŐK λă лφ⌠⌡ l·KŜl·Ř 2Ŧ űKŜ ¸¢5 ōdzŘ∃Ŝű 2Ŧ Þфуφоa ŘdzŜ ű2 űKŜ λăădzλy∃ 2Ŧ λyűŜℕλY˘ ℕl·űŜă 2y˘ LJℕ2LJŜℕűλŜă øλűK ℕŜŐŜyűfè λyŐℕŜl·ăŜŘ Dw±ăφ • ¢KŜ /λűè λă K2øŜØŜℕ l·øl·ℕŜ űKl·ű ℕl·űŜă 2y˘ ŐŜℕűl·λy˘ KŜℕλűl·∃Ŝ fl·yŘă l·ű 9fλÎl·ōŜűK vdzl·è øλff ōŜ ℕŜØl·fdzŜŘ Ř2øyøl·ℕŘă l·yŘ øλff ℕŜădzfű λy˘ l· ℕŜIjdzλℕŜY˘Ŝyű ű2 ℕŜŦdzyŘ l·ℕ2dzyŘ ÞуллY 2Ŧ ℕl·űŜă ℕl·λăŜŘ λy˘ Wdzfèφ ¢Kλă l·ŘØλŐŜ øl·ă LJℕ2ØλŘŜŘ ű2 űKŜ /λűè ōè [l·yŘ∃l·űŜ ±l·fdzl·ûλ2y˘ {ŜℕØλŐŜă óăűl·ûŜ ∃2ØŜℕyYŜyű l·∃ŜyŐèú l·ŦűŜℕ űKŜ ℕl·ûŜă y2ûλŐŜă øŜℕŜ λăădzŜŘφ
tl·ℕ⌉λy∃ wŜØŜyűdzŜă	Þпφуa	нℑ⌠⌡	C	• tl·ℕ⌉λy∃ ℕŜØŜyűdzŜă øŜℕŜ Þпφуa l·KŜl·Ř 2Ŧ ûKŜ ØŜℕè Ő2yãŜℕØl·ûλØŜ ōdzŘ∃ŜûŜŘ ûl·ℕ∃Ŝûă l·ûă ом 5ŜŐŜY˘ōŜℕφ ¢KŜ l·yyűdzl·f ōdzŘ∃Ŝű Kl·ă ōŜŜy˘λyŐℕŜl·ăŜŘ ōè Þфφтa λy˘ ûKŜ ăûl·ûdzû2ℕè Y˘λŘèŜl·ℕ ōdzŘ∃Ŝű ℕŜØλŜøφ

² l·ăűŜ /Kl·ℕ∃Ŝă	Þмпϒ	ƷƱ	C	• ² l·ăűŜ ŦŜŜă l·yŘ ŎKl·ℕ∃Ŝă l·ℕŜ y2ø λy˙ťλyŜ øλűK ōdzŘ∃Ŝű Ŧ2ff2øλy∃ űKŜ Ŏ2ℕℕŜŎűλ2y˙ 2Ŧ l· ōdzŘ∃Ŝű LJKl·ăλy∃ l·Ř?dzăűϒŜyűφ
/2ϒϒdzyλűè π CŜŜă ɔ /Kl·ℕ∃Ŝă	óÞтнсYú	óнƱƷ ú	¦	• óÞоφсYú űλϒλy∃ ŘλŦŦŜℕŜyŎŜ 2y˙ űKŜ λăădzŜ 2Ŧ Ŧ22Ř LJℕŜϒλăŜă l·yŘ t2Ř∃λy∃ K2dzăŜ tλŎŜyŎŜăφ • óÞммφYú Ŧ2ℕŦŜλűŜŘ ŎKλtŘŎl·ℕŜ ŦŜŜă l·dzűK2ℕλăŜŘ ōè Ŏ2dzyŎλt l·ă LJl·ℕűλ 2Ŧ /2ØλŘ ℕŜăLJ2yãŜφ ¢Kλă λă l·Ř?dzăűŜŘ λy˙ űKŜ ăűl·ůdzű2ℕè ōdzŘ∃Ŝű ℕŜØλŜøφ • óÞулYú Ŧ2ℕŦŜλűŜŘ ŦŜŜă Ŧ2ℕ KλℕŜ 2Ŧ ¢2øy˙ l l·ffΣ ăŜyλ2ℕ ŎλűλÎŜyΣ Øλăλű2ℕ ăŜℕØλŎŜă Řdzℕλy∃ /2ØλŘ LJŜℕλ2Ř φ • óÞтрYú ăK2ℕűŦl·ff l·∃l·λyãű l·yűλŎλLJl·ŜŘ ōdzλtŘλy∃ tλŎŜyãŜ ŦŜŜăφ
LyűŜℕŜăű wŜØŜydzŜ	óÞтмсYú	óoƱƷ ú	¦	• LyűŜℕŜăű ℕŜØŜydzŜă l·ℕŜ óÞтмсYú ōŜf2ø ōdzŘ∃Ŝű ŜÈLJŜŎűl·ůλ2yã øλűK λyűŜℕŜăű ℕl·ůŜă Kl·Øλy∃ Řℕ2LJLJŜŘ ăŜØŜℕl·f ůλϒŜă ăλyŎŜ ůKŜ ōdzŘ∃Ŝű øl·ă LJℕŜLJl·ℕŜŘφ ! ŎKl·y∃Ŝ λy˙ l·ŎŎ2dzyűλy∃ ůℕŜl·ůϒŜyű Ŧ2ℕ λyØŜăűϒŜyű Řλăűℕλōdzűλ2yã Ŧℕ2ϒ˙ /2f2yλl·f a dzűdzl·f Kl·ă l·fă2 Kl·Ř l·y˙ λϒLJl·Ŏű 2y˙ űKλă tλyŜ λűŜϒ˙ óăŜŜ ōŜf2øúφ ¢KŜ l·yydzl·f λyűŜℕŜăű ℕŜØŜydzŜ ōdzŘ∃Ŝű Kl·ă ōŜŜy˙ l·Ř?dzăűŜŘ Ř2øyøl·ℕŘă λy˙ űKŜ ăűl·ůdzű2ℕè ōdzŘ∃Ŝű ℕŜØλŜø π øλűK l·LJl·ℕűλl·f 2ŦŦăŜű Ŧ2ℕ ůKŜ dzyōdzŘ∃ŜűŜŘ λyØŜăűϒŜyű Řλăűℕλōdzűλ2y˙ ăK2øy˙ ōŜf2øφ bŜű ŘλŦŦŜℕŜyŎŜ λă ŎdzℕℕŜyűtè l·ℕ2dzyŘ ÞумYφ
5λăűℕλōdzűλ2y˙ Ŧℕ2ϒ˙ λyØŜăűϒŜyűă	ÞсорY	ƷƱƷ	C	• ¢Kλă ℕŜădztűă Ŧℕ2ϒ˙ l· ŎKl·y∃Ŝ λy˙ űKŜ l·ŎŎ2dzyűλy∃ ůℕŜl·ůϒŜyű Ŧ2ℕ Řλăűℕλōdzűλ2yã Ŧℕ2ϒ˙ 2yŜ λyØŜăűϒŜyű øKλŎK λă ϒl·ℕ⎦ŜŘ ű2 ůKŜ ! { · ăKl·ℕŜ λyŘŜÈφ
wŜyűl·f ɔ l λℕŜ wŜØŜydzŜă	óÞоφсYú	óнƱƷ ú	¦	• wŜyűl·f l·yŘ KλℕŜ ℕŜØŜydzŜă Ŏ2yűλydzŜ ű2 ōŜ f2øŜℕ ůKl·y˙ ōdzŘ∃Ŝű ŜÈLJŜŎűl·ůλ2yã øλűK ůKl·ů ăK2ℕűŦl·ff ōŜλy∃ ăLJtλű ōŜűøŜŜy˙ Ŏ2ϒϒŜℕŎλl·f LJℕ2LJŜℕůè ØI·ŎI·yŎλŜă l·yŘ Ŏ2ϒϒŜℕŎλl·f LJℕŜϒλăŜă ótŜ∃λătl·ůŜŘ ăűl·ůŜ /2ØλŘмφ Ŏ2ϒϒŜℕŎλl·f ůŜyl·yŎè fl·ø Ŧ2ℕ ℕŜyű ℕŜtλŜŦů l·yŘ ØŜydzŜ KλℕŜφ
/2yűℕλōdzűλ2yã	ÞутрY	нофƱƷ	C	• ¢λϒλy∃ ØI·ℕλl·yŎŜ ŘdzŜ ű2 l·ŘØl·yŎŜ ℕŜŎŜλLJű 2Ŧ 2y˙ ůKλℕŘ LJl·ℕůè Ŏ2yűℕλōdzűλ2yã ű2øl·ℕŘă ůKŜ /KℕλăűϒI·ă [λ∃Kű ¢ℕl·λt l·yŘ !dzăűℕl·tλl· 5l·è CŜăűλØl·tφ

hLJŜℕl·ŭλy∃ Dℕl·yŭă	Þсфϒ	мƒ̂	C	• aλy2ℕ ØI·ℕλl·yŎŜ l·∃l·λyãŭ ōdzŘ∃Ŝŭ 2y˘ ℕŜŎŜλLJŭ 2Ŧ f2ŎI·f ∃2ØŜℕyϒŜyŭ ∃ŜyŜℕl·f ∃ℕl·yŭ ŦdzyŘăΦ
Cλ̆yŜă ϑ /2ăŭă	ÞсупϒY	мƒ̂	C	• !y˘ ŜÈŭℕŜϒŜfè Ŏ2yãŜℕØl·ŭλØŜ ōdzŘ∃Ŝŭ ØI·ă ăŜŭ Ŧ2ℕ ŦλyŜă óλyŦℕλy∃ŜϒŜyŭăú λy˘ нлнлкнм ōŜŎl·dzăŜ 2Ŧ dzyŎŜℕŭl·λyŭè 2Ŧ ŭKŜ LJ2ăŭ /2ØλŘ ℕŜō2dzyŘΦ wŜl·ŧŭè Kl·ă LJℕ2ØŜy˘ŭ2 ōŜ fŜăă ăλ∃yλŦλŎl·yŭ ŭKl·y˘ŭKŜ LJℕŜŘλŎŭŜŘ Ř2øyŭdzℕy˘λϒLJl·ŎŭΦ
hŭKŜℕ wŜØŜyŭdzŜă	ÞнлтY	pƒ̂	C	• Þмопϒ λyãdzℕl·yŎŜ ŎfI·λϒ ℕŜŎŜλLJŭ π 2ŦŦăŜŭ ōè ℕŜfI·ŭŜŘ ŜÈLJŜyŘλŭdzℕŜΦ ² λff ōŜ l·Řdzăŭ̆ŜŘ λy˘ ŭKŜ ăŭI·ŭdzŭ2ℕè ōdzŘ∃Ŝŭ ℕŜØλŜøΦ {ŜØŜℕl·f 2ŭKŜℕ ϒλy2ℕ ØI·ℕλl·yŎŜă øKλŎK l·ℕŜ y2ŭ λyŘλØλŘdzl·ffè ăλ∃yλŦλŎl·yŭΦ

мсΦ ¢KŜ Cλ̆yl·yŎλl·f !ŎŭλØλŭè {ŭl·ŭŜϒŜyŭ ăK2øă ŭKl·ŭ 2LJŜℕl·ŭλy∃ ŜÈLJŜyŘλŭdzℕŜ ŎdzℕℕŜyŭfè ăλŭă l·ŭ ÞyΦпa ØŜℕădză l·ōdzŘ∃Ŝŭ 2Ŧ РфтΦфa ŭ2 ŭKŜ ŜyŘ 2Ŧ ŭKŜ ℕŜLJ2ℕŭλy∃ ϒ2yŭK ó5ŜŎŜϒŌŜℕ нлнлúΦ ¢Kλă ℕŜLJℕŜăŜyŭă l· èŜl·ℕ ŭ2 Řl·ŭŜ ó¸¢5ú Ŧl·Ø2dzℕl·ōfŜ Øl·ℕλl·yŎŜ 2Ŧ yΦƒ̂ Φ óyΦƒ̂ fl·ăŭ ϒ2yŭKúΦ

мтΦ {λ∃yλŦλŎl·yŭ ℕŜl·ŧλăŜŘ ŦλyΛl·yŎλl·f Ø l·ℕλl·yŎŜă ℕŜŦŜℕŜyŎŜŘ λy˘ŭKλă ℕŜLJ2ℕŭ l·ℕŜ l·ŘŘℕŜăăŜŘ λy˘ŭKŜ ăŭI·ŭdzŭ2ℕè ϒλŘπèŜl·ℕ ōdzŘ∃Ŝŭ ℕŜØλŜø Ŏ2yŘdzŎŭŜŘ l·ŦŭŜℕ ом 5ŜŎŜϒŌŜℕΦ

муΦ ¢KŜ ϒl·ƨ2ℕ Ŏ2yŭℕλōdzŭλy∃ Ŧl·Ŏŭ2ℕă ŭ2 ŭKŜ ŜÈLJŜyŘλŭdzℕŜ Øl·ℕλl·yŎŜă øŜℕŜ l·ă ăK2øy˘λy˘¢l·ōfŜ н óōŜf2øúY óC Γ̆ Cl·Ø2dzℕl·ōfŜ l·yŘ ¦ Γ̆ ¦ yŦl·Ø2dzℕl·ōfŜú

¢l·ōfŜ нY

9ÈLJŜyŘλŭdzℕŜ	±l·ℕλl·yŎŜ π Þ ϑƒ̂		C к ¦	/2ϒϒŜyŭ 2y˘±l·ℕλl·yŎŜă
9ϒLJf2èŜŜ /2ăŭă	Þнφy a	ƒ̂	C	• Cl·Ø2dzℕl·ōfŜ Øl·ℕλl·yŎŜ ŘdzŜ ŭ2 Øl·Ŏl·yŭ LJ2ăλŭλ2yã ŭKl·ŭ l·ℕŜ ōŜλy∃ LJℕ2∃ℕŜăăŜŘ ŭKℕ2dz∃K ŭKŜ ℕŜŎℕdzλŭϒŜyŭ LJℕ2ŎŜăăΦ !ff2øl·yŎŜ øl·ă λyŎfdzŘŜŘ λy˘ ōdzŘ∃Ŝŭ LJKl·ăλy∃ Ŧ2ℕ èŜŭ ŭ2 ōŜ ℕŜă2fØŜŘ 9 . ! LJℕ2ŎŜăăΦ {ŭl·ŦŦ fŜl·ØŜ Řdzℕλy∃ /Kℕλăŭϒl·ă к bŜø ¸Ŝl·ℕ LJŜℕλ2Ř λă Ŏ2ăŭŜŘ l·∃l·λyãŭ ōl·fl·yŎŜ ăKŜŜŭ LJℕ2Øλăλ2y˘ℕl·ŭKŜℕ ŭKl·y˘2LJŜℕl·ŭλy∃ ŜÈLJŜyãŜΦ
!ŘØŜℕŭŭλăλy∃	óÞнYú	ƒ̂	¦	• Ly˘ŧλyŜ øλŭK ōdzŘ∃Ŝŭ ŜÈLJŜŎŭl·ŭλ2yãΦ
Lyãdzℕl·yŎŜă	ÞлY	ƒ̂	C	• Ly˘ŧλyŜ øλŭK ōdzŘ∃Ŝŭ ŜÈLJŜŎŭl·ŭλ2yãΦ
² l·ăŭŜ ¢λLJLJλy∃ CŜŜă	óмнсYú	óƒ̂ ú	¦	• ¢KŜ Øl·ℕλl·yŎŜ 2y˘ øl·ăŭŜ ŭλLJLJλy∃ ŦŜŜă ℕŜfl·ŭŜă ŭ2 l·y˘ dzyōdzŘ∃ŜŭŜŘ Ŏ2yŭℕl·Ŏŭ λyŎℕŜl·ăŜ l·ŦŭŜℕ ŭKŜ ōdzŘ∃Ŝŭ øl·ă l·Ř2LJŭŜŘΦ
a l·ŭŜℕλl·fă	ÞонуY	нƒ̂	C	• ¢λϒλy∃ Øl·ℕλl·yŎŜ 2y˘ŭKŜ LJdzℕŎKl·ăŜ 2Ŧ ăλ∃yl·∃ŜΣ ōλyã l·yŘ ϒλy2ℕ ŜIjdzλLJϒŜyŭΦ • bŜø l·ŎŎ2dzyŭλy∃ ŭℕŜl·ŭϒŜyŭ Ŧ2ℕ Ŏ2ăŭă ŜÈLJŜyãŜŘ l·yŘ y2ŭ Ŏl·LJλŭl·ŧăŜŘΦ

/2yűℕl·Ŏűℭℕă l·yŘ /2y˘ădzťűl·yűă	Þрфл a	оƒ̂	C	• ¢KŜ ōŜf2ø λűŜY˘ă l·ℕŜ l·ff űλY˘λyƎ Ø̆l·ℕλl·yŎŜăΣ øKλŎK l·ℕŜ l·yűλŎλLJl·űŜŘ ű2 ℕŜØŜℕăŜ ōè űKŜy˘ŜyŘ 2Ŧ èŜl·ℕY ○ ÞнтcY {l·ŦŜ /λűè tl·űℕ2fă ○ ÞмсрY /Kℕλăűy˘l·ă fλƎKűă űℕl·λf ól·øl·λűλyƎ λyØ2λŎŜăú ○ ÞофпY /2yűl·λyŜℕ 5ŜLJ2ăλú {ŎKŜY˘Ŝ óŘŜfl·è λY˘LJfŜY˘Ŝyűl·űλ2y˘2Ŧ /5{ú ○ ÞммтY /λűè tfl·yŷλyƎ {ŎKŜY˘Ŝ ó/t{ oú óŘŜfl·è ŘdzŜ ű2 ℕŜă2dzℕŎŜ l·Ø̆l·λfl·ōλfλűèú ○ ÞнснY ¢¦5 ht LJℕ2ŝŜŎűă ○ ÞмнрY ² λffλl·Y˘ {ű ℕŜŘŜŦλyλűλ2y˘ó!øl·λűλyƎ ℕŜØλŜø ōè ŘŜLJl·ℕűY˘Ŝyű 2Ŧ ¢ℕl·yãLJ2ℕűú ○ ÞтрY ¦ℕōl·y˘ C2ℕŜăű tfl·y˘ ó!øl·λűλyƎ l·øl·ℕŘ 2Ŧ űŜyŘŜℕ ŜÈLJŜŎűŜŘ CŜōú ○ ÞнмпY {ʮèø2ℕʮăк!dzăűℕl·fλl· Řl·è LJℕ2∃ℕl·Y˘ ól·øl·λűλyƎ λyØ2λŎŜăú ○ ÞфмY !ŎűλØl·űλ2y˘l·yŘ ăŎℕŜŜy˘Ŏdzℕl·űλ2y˘ ○ ÞпллY tl·ℕʮ al·λyűŜyl·yŎŜ ó{dzY˘Y˘Ŝℕ !ŎűλØλűλŜă Ŧ2ℕ øl·űŜℕλyƎ l·yŘ ∃ℕ2dzyŘ ōŜŘ Y˘l·λyűŜyl·yŎŜú ○ ÞурY al·λyűŜyl·yŎŜ ℵ ² ŜfλyƎű2y˘{ljdzl·ℕŜ ○ ÞнлрY wλØŜℕ ² l·ff al·λyűŜyl·yŎŜ ○ ÞнпрY 5ℕl·λyl·∃Ŝ /fŜl·yλyƎ к al·λyűŜyl·yŎŜ • adzŎK fŜăăŜℕ ℕŜljdzλℕŜY˘Ŝyű Ŧ2ℕ ăŜŎdzℕλűè l·ű ŜØŜyűă l·yŘ Ŏl·ℕLJl·ℕʮă ŘdzŜ ű2 l· ăλƎyλŦλŎl·yű ℕŜŘdzŎűλ2y˘ λy˘ ŜØŜyűă l·ŎűλØλűèφ wŜl·fλăŜŘ ăl·ØλyƎ 2Ŧ ÞопрYφ • al·λyűŜyl·yŎŜ l·ŎűλØλűλŜă Ŧ2ℕ λyŦℕl·ăűℕdzŎűdzℕŜ Kl·ă ōŜŜy˘ λY˘LJl·ŎűŜŘ ōè ℕŜă2dzℕŎλyƎ ŎKl·ffŜyƎŜăφ 9yƎl·∃ŜY˘Ŝyű 2Ŧ l·∃ŜyŎè ăűl·ŦŦ ű2 KŜfLJ ŎfŜl·ℕ űKŜ ōl·Ŏʮf2∃ 2Ŧ ø2ℕʮă λă LJℕ2LJ2ăŜŘ Ŧℕ2Y˘ Wl·yŭzl·ℕè 2yØl·ℕŘăφ ÞccpY Ø̆l·ℕλl·yŎŜ λă ŜÈLJŜŎűŜŘ ű2 ℕŜØŜℕăŜφ • ÞнфпY l·ŎŎℕdzl·f Ŧ2ℕ fl·űŜ λyØ2λŎŜ y2ű LJℕ2ŎŜăăŜŘ • 5λăLJdzűŜŘ λyØ2λŎŜ ÞмлфY				
¦űλfλűλŜă	ÞнусY	мƒ̂	C	• ! ℕŜØλŜø 2Ŧ LJ2øŜℕ l·yŘ øl·űŜℕ Ŏ2ăűă Kl·ă ōŜŜy˘ dzyŘŜℕűl·ʮŜy˘ l·ă LJl·ℕűú 2Ŧ űKŜ ăűl·ŭdzŭ2ℕè ōdzŘ∃Ŝú ℕŜØλŜøφ ¢KŜℕŜ l·ℕŜ ăY˘l·ff ăl·ØλyƎă λy˘Ø̆l·ℕλ2dză Ŏ2ăú ŎŜyűℕŜăφ
hűKŜℕ /Kl·ℕ∃Ŝă	осмY	мƒ̂	C	• [Ŝăă űKl·y˘ l·yűλŎλLJl·űŜŘ ℕŜljdzλℕŜY˘Ŝyű ű2 Řl·űŜ Ŧ2ℕ ōl·yʮ ŎKl·ℕ∃ŜăΣ Ŏ2λy˘Ŏ2ffŜŎűλ2yΣ C9w l·yŘ LJℕ2ăŜŎdzűλ2y˘ŦŜŜă
5ŜLJℕŜŎλl·űλ2y˘	óÞопрYú	óƒ̂ú	¦	• ¦yŦl·Ø2dzℕl·ōfŜ y2yπŎl·ăK Ø̆l·ℕλl·yŎŜ Kl·ă ōŜŜy˘l·ŘŘℕŜăăŜŘ Øλl· l· ōdzŘ∃Ŝú l·Y˘ŜyŘY˘Ŝyű λy˘ űKŜ ăűl·ŭdzŭ2ℕè ōdzŘ∃Ŝú ℕŜØλŜøφ

² ƲƝ ƛƲ tƝƲƎƝŜăă π yƲűƛ / I·LJƛűI·fƛăŜŘ	óÞpyлYú	π	¦	• /ƲăűăƛyŎdzƝƝŜŘƛƲ I· LJƝŜØƛƲdză èŜI·Ɲ I·yŘ űƝI·yăŦŜƝƝŜŘ űƲ ² ƲƝƛƲ tƝƲƎƝŜăă !ŎŎƲdzyűƛ yƲØ ŜÈLJŜyăŜŘΦ !ŎŎƲdzyűƛyƎ ŜyűƝè Ʋyfèπ yƲ ŎI·ăK ƛYLJI·ŎűƛƲűKƛă èŜI·ƝΦ
hűKŜƝ 9ÈLJŜyăŜă	ÞpнмY	мØ̂	C	• ¢ƛYƛyƎ ŘƛŦŦŜƝŜyŎŜă ƝŜfI·űƛyƎ űƲ LJKI·ăƛyƎ ƲŦ űKŜ ăLJƲyăƲƝăKƛLJă ōdzŘƎŜűØKƛŎK ƛă yƲűƛyƲØƛyƲ ØƛűK ŎŜƝűI·ƛyűè I·ű ōdzŘƎŜűűƛYŜΦ
L/¢ {dzLJLJƲƝűƻ a I·ƛyűŜyI·yŎŜ	ÞммyY	ØØ̂	C	• ¢ƛYƛyƎ ŘƛŦŦŜƝŜyŎŜΦ

мфΦ ¢KŜ I·ƎƎƝŜƎI·űƛƲƲŦ ƲLJŜƝI·űƛyƎ ƝŜØŜyØdzŜă I·yŘ ƲLJŜƝI·űƛyƎ ŜÈLJŜyăŜă ƝŜŦfŜŎűă I· èŜI·Ɲ űƲ ŘI·űŜ bŜűƛ / I·ăK 5ŜŦƛŎƛűƝŦƝƲY hLJŜƝI·űƛƲyă ƲŦ óÞмyΦc a ú ŎƲYLJI·ƝŜŘ űƲ I· èŜI·Ɲ űƲ ŘI·űŜ ōdzŘƎŜűƲŦ óÞooΦм a úΦ ¢KƛăƛăI· ŦI·ØƲdzƝI·ōfŜØI·ƝƛI·yŎŜƲŦ Þмпφp a Φ LűƛăƛYLJƲƝűI·yűƛűƲ I·ŎƻyƲØfŜŘƎŜűKI·ű űKƛăØƛff ōŜƝŜŘdzŎŜŘƲyŎŜ űKŜ ăűI·űdzűƲƝè YƛŘèŜI·Ɲ ōdzŘƎŜűƝŜØƛŜØ I·Ř̂dzăűYŜyűăI·ƝŜƝŜŎƲƎyƛăŜŘƛƲ űKŜ I·ŎŎƲdzyűăΦ

нлΦ LyØŜăűƛyƎ I·ŎűƛØƛűƛŜă ƝŜŦfŜŎűŎI·LJƛűI·f ŜÈLJŜyŘƛűdzƝŜ ƲŦ óÞнпφp a ú ŎƲYLJI·ƝŜŘ űƲ I· èŜI·Ɲ űƲ ŘI·űŜ ōdzŘƎŜűƲŦ óÞолφп a úΦ ¢KƛăƛăI· ØI·ƝƛI·yŎŜƲŦ Þрφφ a ƝŜŦfŜŎűƛyƎ űKI·ű űKŜ ōdzŘƎŜűLJKI·ăƛyƎ I·yŘ LJƝƲŜŎűŘŜfƛØŜƝè I·ƝŜ yƲűI·fƛƎyŜŘΦ wŜI·ŘŜƝăI·ƝŜŘƛƝŜŎűŜŘ űƲ !űűI·ŎKYŜyű 5 óмú ŦƲƝ ŜÈLJfI·yI·űƛƲyă ƲƛyŘƛØƛŘdzI·f LJƝƲŜŎűØI·ƝƛI·yŎŜăI·ă LJƝƲØƛŘŜŘ ōè űKŜ ƝŜăLJƲyăƛōfŜ LJƝƲŜŎűYI·yI·ƎŜƝăΦ

нмΦ /ƲyăűƝdzŎűƛƲyŦƲƛyŦƝI·ăűƝdzŎűdzƝŜ ƛăI·ű yØ̂ ƲŦ ōdzŘƎŜűŜÈLJŜŎűI·űƛƲyăπ ăƲ I· mØ̂ ŦI·ØƲdzƝI·ōfŜØI·ƝƛI·yŎŜƛăyƲűƲŦ ăƛƎyƛŦƛŎI·yűŎƲyŎŜƝyI·ű űKƛăűƛYŜΦ

ннΦ !ŎIjdzƛăƛűƛƲyŦƲyƲπƛyŦƝI·ăűƝdzŎűdzƝŜƛăoØ̂ dzyŘŜƝ ōdzŘƎŜűōdzűăŜØŜƝI·f ŦűKŜăŜØI·ƝƛI·yŎŜăI·ƝŜI·ŘŘƝŜăăŜŘƛyƎ űKŜ ăűI·űdzűƲƝè YƛŘèŜI·Ɲ ōdzŘƎŜűƝŜØƛŜØΦ CdzƝűKŜƝ ŘŜűI·ƛfŜŘŎƲYYŜyűI·Ɲè ƲyƎűKŜăŜƛűŜYăI·ƝŜLJƝƲØƛŘŜŘƛyƎ !űűI·ŎKYŜyűмпφм5óнúΦ

ноΦ ¢KŜ YI·ƻƲƝŎƲyűƝƛōdzűƛyƎ ŦI·ŎűƲƝăűƲ KƛăØI·ƝƛI·yŎŜØŜƝŜ /I·LJƛűI·f 9ÈLJŜyŘƛűdzƝŜπ LyŦƝI·ăűƝdzŎűdzƝŜØI·ăÞoφy a fŜăăűKI·yűKŜ èŜI·Ɲ űƲ ŘI·űŜ ōdzŘƎŜűŦƲƝ ом 5ŜŎŜYōŜƝΦ

¢I·ōfŜoY

9ÈLJŜyŘƛűdzƝŜ	±I·ƝƛI·yŎŜπÞ ØØ̂	C к ¦	/ƲYYŜyűƲyƎ/I·LJƛűI·f ±I·ƝƛI·yŎŜăƲØŜƝ ÞнллY
9I·ăű 9yŘ wŜØƛűI·fƛăI·űƛƲyƎ	ÞфpcY	мØ̂	C	• ¢ƛYƛyƎ ŘƛŦŦŜƝŜyŎŜ ƲyƎ ōdzŘƎŜűLJKI·ăƛyƎ ØŜƝădzăƛyØƲƛŎƛyƎΦ ¢KŜ LJƝƲƲŜŎűƝŜYI·ƛyăƲyƎűƝI·Ŏ̂ ŦƲƝI·yƎ !LJƝƛfŎƲYLJfŜűƛƲyΦ
² ŜfƛyƎűƲyƎ {IjdzI·ƝŜ	óÞymтYú	мØ̂	¦	• ¢ƛYƛyƎ ŘƛŦŦŜƝŜyŎŜ ƲyƎƛyØƲƛŎƛyƎ ŦƲƝ űKŜ ² ŜfƛyƎűƲyƎ {IjdzI·ƝŜ tfI·èƎƝƲdzyŘ tƝƲƲŜŎűΦ • tƝƲƲŜŎűăűƛff ƲyƎűƝI·Ŏ̂ ŦƲƝ ŎƲYLJfŜűƛƲyƎűKƛăèŜI·ƝΦ
.dzƛfŘƛyƎ wŜyŜØI·f ² ƲƝ̂ăă	ÞcмтY	pØ̂	C	• tƝƲƲŜŎűăŘŜfI·èŜŘŘdzŜ űƲ ŎKI·yƎŜ ƲŦ LJƝƲƲŜŎűYI·yI·ƎŜƝI·yŘŎƲyűƝI·ŎűƲƝI·ØI·ƛfI·ōƛfƛűèΦ

l 2ăűλfŜ ±ŜKλŎfŜ LyŎdzℕăλ2y˘	ÞптнY	фŦ̂	C	• ¢λY˘λy∃ Ø̂l·ℕλl·yŎŜ π ŘŜăλ∃y˘λă Ŏ2Y˘LJfŜűŜŘ l·yŘ l·LJLJℕ2Ø̂l·fă LJℕ2ŎŜăă dzyŘŜℕøl·èΦ
w2l·Řø2ℕ˥ă π awwD Dℕl·yű tℕ2ℓŜŎűă	óÞмфмYú	óмφ̂ ú	¦	• ¢λY˘λy∃ ŘλŦŦŜℕŜyŎŜ 2y˘ űKŜ ℕ2l·Ř LJℕ2ℓŜŎűă λy˘ űKλă Ŏl·űŜ∃2ℕè ς ø2ℕ˥ Kl·ă l·ŎŎŜfŜℕl·űŜŘ l·KŜl·Ř 2Ŧ ¸¢5 ōdzŘ∃Ŝű ōdzű øλff ℕŜădzfű λy˘ăl·ØλY∃ă 2Ŧ l·ℕ2dzyŘ ÞмнлY 2y˘ LJℕ2ℓŜŎűă Ŏ2Y˘LJfŜűŜŘΦ
l l·è {ű a l·ff [λ∃Kűλy∃ LY˘LJℕ2ØŜY˘Ŝyűă	ÞнфтY	фφ̂	C	• hŦŦŜℕ fŜűűŜℕ Ŧ2ℕ ŜÈŜŎdzűλ2y˘ 2Ŧ LJℕ2ℓŜŎű ăŜyű ű2 ădzŎŎŜăăŦdzf űŜyŘŜℕŜℕΦ
{Y˘l·ℕű /λűλŜă tλŜℕ {ű {2fl·ℕ	ÞнмлY	млx̂	C	• ¢λY˘λy∃ ŘλŦŦŜℕŜyŎŜ π ōdzăλyŜăă Ŏl·ăŜ l·LJLJℕ2ØŜŘ l·yŘ űŜyŘŜℕ l·øl·ℕŘ λy˘5ŜŎŜY˘ōŜℕΦ
{űℕŜŜű [λ∃Kűλy∃ tℕ2ℓŜŎűă	ÞмΣммтY	уφ̂	C	• ¢ŜyŘŜℕă dzyŘŜℕ ℕŜØλŜø ς ű2 ∃2 ű2 /2dzyŎλf λy˘CŜōΦ
/ /¢± /l·YŜℕl· wŜLJfl·ŎŜY˘Ŝyűă	ÞонтY	тφ̂	C	• ¢λY˘λy∃ Ø̂l·ℕλl·yŎŜ 2y˘ űKŜ l·Ŏljdzλăλűλ2y˘ 2Ŧ ℕŜLJfl·ŎŜY˘Ŝyű Ŏl·Y˘Ŝℕl·ăΦ

CdzℕűKŜℕ Ŏ2Y˘Y˘Ŝyűl·ℕè 2y˘Ø̂l·ℕλ2dză ăY˘l·ffŜℕ Ø̂l·ℕλl·yŎŜă ű2űl·ffλy∃ Þлφc a λă LJℕ2ØλŘŜŘ λy˘ !űűl·ŎKY˘Ŝyű мпφм5óнúΦ

/l·LJλűl·f 9ÈLJŜyŘλűdzℕŜ π tℕ2LJŜℕűèΣ tfl·yű ϑ 9ljdzλLJY˘Ŝyű øl·ă Þмφp a dzyŘŜℕ ōdzŘ∃Ŝű l·ű Y˘2yűK ŜyŘΦ

¢l·ōfŜ пY

9ÈLJŜyŘλűdzℕŜ	±l·ℕλl·yŎŜ π Þ ϑx̂	C к ¦	/2Y˘Y˘Ŝyű 2y˘ /l·LJλűl·f ±l·ℕλl·yŎŜă 2ØŜℕ ÞнллY
/KℕλăűY˘l·ă [λ∃Kűă ¢ℕl·λf	ÞмпрY	мφ̂	C	• ¢λY˘λy∃ ŘλŦŦŜℕŜyŎŜΦ • {űλff ŜÈLJŜŎűŜŘ ű2 ōŜ øλűKλy˘2ØŜℕl·ff ōdzŘ∃Ŝűφ
/2ℕŜ {èăűŜY˘ă /2yã2fλŘl·űλ2y˘	ÞтлсY	фφ̂	C	• {ű̂l·∃Ŝ н 2Ŧ űKŜ LJℕ2ℓŜŎű øl·ă ŘŜfl·èŜŘ l·ff2øλy∃ űŜŎKy2f2∃è l·ℕŎKλűŜŎűdzℕŜ ŘλăŎ2ØŜℕè ø2ℕ˥ ű2 2ŎŎdzℕΦ • tℕ2ℓŜŎű øl·ă fl·ℕ∃Ŝfè ŦdzyŘŜŘ Ŧℕ2Y˘ ¢ŜŎKy2f2∃è wŜăŜℕØŜ øKλŎK ø2yűú ōŜ Řℕl·øy˘ Ř2øy˘ dzyűλf űKŜ ōdzăλyŜăă LJfl·y˘λă l·LJLJℕ2ØŜŘΦ
/2yűl·λyŜℕ 5ŜLJ2ăλű {ŎKŜY˘Ŝ	óÞмтмYú	нφ̂	C	• wŜØŜℕăŜ ØŜyŘλy∃ Yl·ŎKλyŜ èŜű ű2 ōŜ λyØ2λŎŜŘΦ tℕ2ŎdzℕŜY˘Ŝyű LJℕ2ŎŜăă dzyŘŜℕøl·è Ŧ2ℕ űℕdzŎ˥ ű2 ădzLJLJ2ℕűú űKλă λyλűλl·űλØŜΦ
{ŜℕØλŎŜ 5Ŝă˥	ÞмрлY	млx̂	C	• мăú λyØ2λŎŜ ŜÈLJŜŎűŜŘ fl·űŜ CŜōℕdzl·ℕèΦ
wŜűl·λf /2ℕŜ wŜŦℕŜăK	ÞпмлY	млx̂	C	• LY˘LJfŜY˘Ŝyűl·űλ2y˘ l·yŘ LJℕ2ŎdzℕŜY˘Ŝyű 2Ŧ LJℕ2ℓŜŎű 2y˘ K2fŘ dzyűλf ŘλℕŜŎűλ2y˘ λă ℕŜŎŜλØŜŘ Ŧℕ2Y˘ Ŏ2dzyŎλf ℕŜLJ2ℕűΦ

CdzℕűKŜℕ Ŏ2Y˘Y˘Ŝyűl·ℕè 2y˘Ø̂l·ℕλ2dză ăY˘l·ffŜℕ Ø̂l·ℕλl·yŎŜă ű2űl·ffλy∃ Þлφo a λă LJℕ2ØλŘŜŘ λy˘ !űűl·ŎKY˘Ŝyű мпφм5óнúΦ

Dℕl·yŭă Ŧ2ℕ ŭKŜ l·Ŏljdzλăλŭλ2y˘ 2Ŧ l·ăăŜŭă ℕŜŦfŜŎŭ l· ăY˘l·ff ∃ℕl·yŭ LJl·èYˆŜyŭ ℕŜŎŜλØŜŘ ōè ŭKŜ /λŭè Ŝl·ℕfλŜℕ ŭKl·y˘ ŜÈLJŜŎŭŜŘΦ ¢KŜ Yˆl·ƨ2ℕ Ŏl·LJλŭl·f ∃ℕl·yŭ Ŧ2ℕ ŭKŜ ² Ŝffλy∃ŭ2y˘ {ljdzl·ℕŜ tfl·è∃ℕ2dzyŘ ǿl·ă ℕŜŎŜλØŜŘ λy˘ b2ØŜYˆōŜℕ l·yŘ ǿλff l·LJLJŜl·ℕ λy˘ŭKŜ /λŭè℧ă Ŧλyl·yŎλl·f ℕŜLJ2ℕŭă l·ă l· ℕŜØŜyƫzŜ l·ă ă22y˘l·ă ŭKŜ LJℕ2ƨŜŎŭ λă Ŏ2yŎfdzŘŜŘΦ

нпΦ ¢KŜ /λŭè l·ŘYˆλyλăŭℕl·ŭλ2y˘dzyŘŜℕŭ22ʼ l· ℕŜØλŜǿ l·yŘ ℕŜπLJℕλ2ℕλŭλăl·ŭλ2y˘ 2Ŧ LJℕ2ƨŜŎŭă ǿKλŎK ǿl·ă Ŏ2yãλŘŜℕŜŘ ōè Ŏ2dzyŎλf λy˘5ŜŎŜYˆōŜℕ l·yŘ LJℕŜăŜyŭŜŘ l· Ŏl·LJλŭl·f LJℕ2ƨŜŎŭă dzLJŘl·ŭŜ l·ŭ ŭKŜ y 5ŜŎŜYˆōŜℕ нлнл 9fŜŎŭŜŘ aŜYˆōŜℕ 9y∃l·∃ŜYˆŜyŭ {Ŝăăλ2yΦ Lŭ ǿl·ă ădzōăŜljdzŜyŭfè Ŧ2ℕYˆl·ffè l·Ř2LJŭŜŘ ōè /2dzyŎλf 2y˘нп 5ŜŎŜYˆōŜℕ нлнл ólŭŜY˘ мпΦoú

нрΦ !Řƨdzăŭλy∃ Ŧ2ℕ 2LJŜyλy∃ ŦdzyŘă óbŜŭ /dzℕℕŜyŭ t2ăλŭλ2yŭΣ ∃ŜyŜℕl·ŭŜă ŭKŜ .dzŘ∃Ŝŭ 5ŜŦλŎλŜyŎè ōŜŦ2ℕŜ wl·ŭŜăΦ ¢Kλă ŭKŜy˘λyŘλŎl·ŭŜă ŭKŜ !Yˆ2dzyŭ wŜljdzλℕŜŘ ŭ2 ōŜ wl·λăŜŘ Ŧℕ2Y˘ wl·ŭŜăΦ ¢KŜ ŘλŦŦŜℕŜyŎŜ ōŜŭǿŜŜy˘ŭKŜ ℕl·ŭŜă l·Yˆ2dzyŭ l·yŘ ŭKŜ ŘŜŦλŎλŜyŎè ōŜŦ2ℕŜ ℕl·ŭŜă λă ŭKŜ Ŏf2ăλy∃ LJ2ăλŭλ2yΦ

нсΦ ¢KŜ Cλyl·yŎλl·f !ŎŭλØλŭè {ŭl·ŭŜYˆŜyŭ Ŧ2ℕ ŭKŜ LJŜℕλ2Ř ŭ2 ом 5ŜŎŜYˆōŜℕ ăK2ǿă ŭKl·ŭ l· ℕl·ŭŜ èλŜfŘ 2Ŧ Þфуφуa Kl·ă ōŜŜy˘fŜØλŜŘ Ŏ2YˆLJl·ℕŜŘ ŭ2 ŭKŜ Þфуφоa ōdzŘ∃Ŝŭ π ōdzŭ ŭKλă ǿλff ōŜ ℕŜŘdzŎŜŘ ōè Þлφуa ǿKŜy˘ŭKŜ l Ŝℕλŭl·∃Ŝ [l·yŘ wl·ŭŜă ŎKl·y∃Ŝă Ŏ2YˆŜ λyŭ2 ŜŦŦŜŎŭ fl·ŭŜℕ ŭKλă èŜl·ℕΦ

нтΦ ¢KŜ Řλăŏf2ăŜŘ èŜl·ℕ ŭ2 Řl·ŭŜ Ŏf2ăλy∃ LJ2ăλŭλ2y˘ 2Ŧ Þмлтφфa Ŏ2YˆLJl·ℕŜă Ŧl·Ø2dzℕl·ōfè ŭ2 ŭKŜ èŜl·ℕ ŭ2 Řl·ŭŜ ōdzŘ∃ŜŭŜŘ Ŏf2ăλy∃ LJ2ăλŭλ2y˘ 2Ŧ Þусφлa π l· ØI·ℕλl·yŎŜ 2Ŧ нрφ€ƨ˜ Σ ℕŜŦfŜŎŭλy∃ ŭKŜ Ŏ2YˆōλyŜŘ λYˆLJl·Ŏŭ 2Ŧ ŭKŜ Ø l·ℕλl·yŎŜă y2ŭŜŘ λy˘ŭKλă ℕŜLJ2ℕŭ Ŧ2ℕ ℕŜØŜyƫzŜăΣ ŜÈLJŜyãŜăΣ ŦλYˆl·yŎλy∃ l·ŎŭλØλŭè l·yŘ λyØŜăŭλy∃ l·ŎŭλØλŭèΦ

нуΦ ¢KŜ bŜŭ /dzℕℕŜyŭ t2ăλŭλ2y˘ wŜLJ2ℕŭ ó!ŭŭl·ŎKYˆŜyŭ мпφм.ú λyŘλŎl·ŭŜă l· èŜl·ℕ ŭ2 Řl·ŭŜ l·Řƨdzăŭ̂ŜŘ yŜŭ ŎdzℕℕŜyŭ LJ2ăλŭλ2y˘Ø l·fdzŜ 2Ŧ Þммлφнa ØŜℕădză ŭKŜ ōdzŘ∃Ŝŭ 2Ŧ Þурφтaφ

нфΦ ¢KŜ Cλyl·yŎλl·f wŜLJ2ℕŭ ó!ŭŭl·ŎKYˆŜyŭ мпφм/ú Ŏ2yŭl·λyã ŭKŜ ăŭl·ŭdzŭ2ℕè Ŧ2ℕYˆl·ŭ Ŧλyl·yŎλl·f λyŦ2ℕYˆl·ŭλ2y˘2y˘ŭKŜ Ŏ2YˆLJ2ăλŭλ2y˘ 2Ŧ ŭKŜ bŜŭ /dzℕℕŜyŭ t2ăλŭλ2yΣ ădzLJLJ2ℕŭλy∃ y2ŭŜă l·ă ǿŜfl·ă ă2YˆŜ Ŏ2YˆYˆŜyŭl·ℕè l·ō2dzŭ ŭKŜ /λŭè℧ă Ŧλyl·yŎλl·f LJ2ăλŭλ2yΦ

олΦ ¢Kλă ℕŜLJ2ℕŭ l·fă2 λyŎfdzŘŜă ŘŜŭl·λfă 2Ŧ ŭKŜ /λŭè℧ă λyØŜăŭYˆŜyŭ LJ2ℕŭŦ2fλ2 l·yŘ ŘŜōŭ2ℕă λy˘ l·ŘŘλŭλ2y˘ ŭ2 ŭKŜ ăŭl·ŭdzŭ2ℕè λyŦ2ℕYˆl·ŭλ2yΦ

омΦ ¢KŜ ăŭl·ŭdzŭ2ℕè ŭŜℕYˆλy2f2∃è ℕŜljdzλℕŜŘ ŭ2 ōŜ dzăŜŘ 2y˘!ŭŭl·ŎKYˆŜyŭ мпφм/π ŭKŜ {ŭl·ŭŜYˆŜyŭ 2Ŧ /2YˆLJℕŜKŜyãλØŜ LyŎ2YˆŜ óōè tℕ2∃ℕl·Y˘ l·yŘ ōè bl·ŭdzℕŜ ɜ ¢èLJŜŭ λă ŜÈLJfl·λyŜŘ λy˘ŭKŜ /λŭè℧ă !yÿƫzl·f .dzŘ∃Ŝŭ ótl·∃Ŝ opπoyú l·yŘ l·fă2 λă LJℕ2ØλŘŜŘ ŭ2 9fŜŎŭŜŘ aŜYˆōŜℕă 2y˘ŭKŜ /2dzyŎλf I dzō ℕŜă2dzℕŎŜăΦ

онΦ ¢KŜ Cλyl·yŎλl·f ±l·ℕλl·yŎŜ !yl·fèăλă ó!ŭŭl·ŎKYˆŜyŭă мпφм5 ómú l·yŘ мпφм5 óнúú LJℕ2ØλŘŜ ŦdzℕŭKŜℕ Ŏ2YˆYˆŜyŭă 2y˘ ŭKŜ Yˆl·ŭŜℕλl·f Ø l·ℕλl·yŎŜă Řλăŏf2ăŜŘ ℕŜfl·ŭλy∃ ŭ2 Ŏ2ℕŜ ăŜℕØλŎŜăΣ 2LJŜℕl·ŭλy∃ LJℕ2ƨŜŎŭă Ŧ2ℕ Ŝl·ŎK ăŜℕØλŎŜ l·ℕŜl· l·yŘ Ŧ2ℕ Ŏl·LJλŭl·f LJℕ2ƨŜŎŭ Ø l·ℕλl·yŎŜă ōŜf2ǿ ÞнллYΦ 5dzŜ ŭ2 ŭKŜ fl·ℕ∃Ŝ ydzYˆōŜℕ 2Ŧ fλyŜ λŭŜYˆă λy˘ŭKŜăŜ ăŎKŜŘdzfŜăΣ ℕŜl·ŘŜℕă l·ℕŜ ŘλℕŜŎŭŜŘ ŭ2 ŭK2ăŜ l·ŭŭl·ŎKYˆŜyŭă Ŧ2ℕ Ŏ2YˆYˆŜyŭă 2y˘ăLJŜŎλŦλŎ λŭŜYˆăΦ

{ŭl·ʈŜK2fŘŜℕ 9y∃l·∃ŜY˝Ŝyŭ

oo⌀ !ă ŭKŜ Ŏ2yŭŜyŭă 2Ŧ ŭKλă ℕŜLJ2ℕŭ Ŧ2Ŏdză 2y˝ ŭKŜ 2ℕ∃l·yλăl·ŭλ2yΩă ℕŜŎŜyŭ LJl·ăŭ Ŧλyl·yŎλl·f LJŜℕŦ2ℕY˝l·yŎŜΣ 2yfè λyŭŜℕyl·f Ŏ2yădzfŭl·ŭλ2y˝λă ℕŜfŜØl·yŭ ŭ2 ŭKŜ LJℕŜLJl·ℕl·ŭλ2y˝2Ŧ ŭKλă ℕŜLJ2ℕŭ⌀

5ŜŎλăλ2y˝LY˝LJfλŎl·ŭλ2yã

o⌀ /2dzyŎλfΩă l·Ŏʈy2øfŜŘ∃ŜY˝Ŝyŭ 2Ŧ ℕŜŎŜλØλy∃ ŭKŜ CλYl·yŎλl·f !ŎŭλØλŭè {ŭl·ŭŜY˝Ŝyŭ l·yŘ ădzLJLJ2ℕŭλy∃ Ř2ŎdzY˝Ŝyŭă øλff Y˝ŜŜŭ λŭă ăŭl·ŭdzŭ2ℕè 2ōfλ∃l·ŭλ2y˝λy˝ℕŜăLJŜŎŭ 2Ŧ 2ØŜℕăλ∃KŭλY∃ ŭKŜ /λŭè⌀ă Ŧλyl·yŎλl·f ℕŜă2dzℕŎŜă⌀

{ŭℕl·ŭŜ∃λŎΣ [Ŝ∃l·f l·yŘ t2fλŎè LY˝LJfλŎl·ŭλ2yã

{ŭℕl·ŭŜ∃λŎ	
{ŭℕl·ŭŜ∃λŎ /2Y˝Ydzyλŭè tfl·y˝ !ăLJλℕl·ŭλ2yY	tŜℕŦ2ℕY˝l·yŎŜ ! Ŏλŭè fŜŘ ōè l· /2dzyŎλf l·yŘ ădzLJLJ2ℕŭŜŘ ōè l·y˝ l·ŘY˝λyλăŭℕl·ŭλ2y˝ ŭKl·ŭ λă Ŏ2Y˝Y˝λŭŭŜŘ ŭ2 ă2dzyŘ ăŭℕl·ŭŜ∃è l·yŘ ∃2ØŜℕyl·yŎŜΣ ŜÈŎŜftŜyŎŜ λy˝Ŏdzăŭ2Y˝Ŝℕ ăŜℕØλŎŜ l·y˝ŜŦŦŜŎŭλØŜ l·yŘ ăλyŎŜℕŜ Ŝy∃l·∃ŜY˝Ŝyŭ øλŭK l·ff ăŭl·ʈŜK2fŘŜℕăφ
{ŭℕl·ŭŜ∃λŎ /2Y˝Ydzyλŭè tfl·y˝ hō?ŜŎŭλØŜY	hō?ŜŎŭλØŜ pφp ! Ŧλyl·yŎλl·f ōdzăλyŜăă Y˝2ŘŜf dzyŘŜℕLJλyyŜŘ ōè l· ŎdzfŭdzℕŜ 2Ŧ Ŏ2ăŭ Y˝l·yl·∃ŜY˝Ŝyŭ ōŜăŭ Ø l·fdzŜ l·yŘ ăŭℕl·ŭŜ∃λŎ Ŧλyl·yŎλl·f l·yl·fèăλă ŭKl·ŭ λă ădzō?ŜŎŭ ŭ2 2y∃2λy∃ 2ØŜℕăλ∃KŭΣ ŭℕl·yăLJl·ℕŜyŎè l·yŘ l·ŎŎ2dzyŭl·ōλfλŭè⌀
LăădzŜ {LJŜŎλŦλŎ {ŭℕl·ŭŜ∃λŜă l·yŘ tfl·yăY	b2ŭ l·LJLJfλŎl·ōfŜ
[Ŝ∃l·f l·yŘ t2fλŎè	
[Ŝ∃λăfl·ŭλ2yY	{ŜŎŭλ2y˝c⌀п⌀мú l·yŘ ⌀нú 2Ŧ ŭKŜ *Local Government Act 1995* {ŜŎŭλ2y˝ оп⌀мú 2Ŧ ŭKŜ *Local Government (Financial Management) Regulations 1996* ¢Kλă ăŜŎŭλ2y˝ 2Ŧ ŭKŜ !Ŏŭ l·yŘ ŭKŜ ℕŜfl·ŭŜŘ CλYl·yŎλl·f a l·yl·∃ŜY˝Ŝyŭ wŜ∃dzfl·ŭλ2y˝LJℕŜăŎℕλōŜ ŭKŜ ℕŜljdzλℕŜY˝Ŝyŭ ŭ2 LJℕŜLJl·ℕŜ l·yŘ LJℕŜăŜyŭ ŭ2 /2dzyŎλf ⌀Y˝2yŭKfèŭΣ l· CλYl·yŎλl·f !ŎŭλØλŭè {ŭl·ŭŜY˝Ŝyŭ ⌀C!{ú⌀ ¢Kl·ŭ C!{ ăK2dzfŘ Ŏ2yŭl·λyY • !yYdzl·f .dzŘ∃Ŝŭ Ŝăŭλ˝l·ŭŜăΣ l·yŘ l·LJLJℕ2ØŜŘ ℕŜØλăλ2yã ŭ2 ŭKŜăŜ Ŧ2ℕ Ŏ2˝LJl·ℕλă2y˝LJdzℕLJ2ăŜă⌀ • !Ŏŭdzl·f l·Y˝2dzyŭă 2Ŧ λyŎ2Y˝Ŝ l·yŘ ŜÈLJŜyŘλŭdzℕŜ ŭ2 ŭKŜ ŜyŘ 2Ŧ ŭKŜ Y˝2yŭK 2Ŧ ŭKŜ C!{⌀ • a l·ŭŜℕλl·f Ø l·ℕλl·yŎŜă ōŜŭøŜŜy˝ ŭKŜ Ŏ2˝LJl·ℕl·ōfŜ l·˝2dzyŭă l·yŘ Ŏ2˝Y˝Ŝyŭl·ℕè 2y˝ℕŜl·ă2yã Ŧ2ℕ ŭKŜăŜ Ø l·ℕλl·yŎŜă⌀

	• ¢KŜ yŜű ŎdzɴɴŜyű l·ăăŜűă l·ű űKŜ ŜyŘ ƨŦ űKŜ Yƨyűk űƨ ǿKƛŎK űKŜ C!{ ɴŜfl·űŜăφ • !ƴ ŜȀLJfl·yl·űƛƨƴ ƨŦ űKŜ ŎƨYLJƨăƛűƛƨƴ ƨŦ űKŜ yŜű ŎdzɴɴŜyű l·ăăŜűă l·ű űKŜ ŜyŘ ƨŦ űKŜ Yƨyűk űƨ ǿKƛŎK űKŜ C!{ ɴŜfl·űŜăφ
[ŜƎl·f !ŘǿƛŎŜ	bƨű l·LJLJfƛŎl·ōfŜ
tƨfƛŎȅ	bƨű l·LJLJfƛŎl·ōfŜ

Cƛyl·yŎƛl·f LYLJfƛŎl·űƛƨyã

opφ ¢KŜɴŜ l·ɴŜ yƨ ŘƛɴŜŎű Ŧƛyl·yŎƛl·f ƛYLJfƛŎl·űƛƨyã ƨŦ ɴŜŎŜƛǿƛyƎ űKƛă ɴŜLJƨɴű l·ă ƛű ɴŜŦfŜŎűă l· KƛăűƨɴƛŎl·f l·ŎŎƨdzyűƛyƎ ƨŦ Ŧƛyl·yŎƛl·f űɴl·yãl·Ŏűƛƨyãφ ² KŜyYl·űŜɴƛl·f ǿl·ɴƛl·yŎŜă l·ɴŜ yƨűŜŘΣ l·LJLJɴƨLJɴƛl·űŜ ɴŜYŜŘƛl·f l·Ŏűƛƨƴ ǿƛff ōŜ ƛyƛűƛl·űŜŘ ōȅ űKŜ l·ŘYƛyƛăűɴl·űƛƨyƛyl· űƛYŜfȅ l·yŘ LJɴdzŘŜyű Yl·yyŜɴφ

wŜfŜǿl·yű 5ƨŎdzYŜyűă

bƨű l·LJLJfƛŎl·ōfŜφ

CdzɴűKŜɴ ƛyŦƨɴYl·űƛƨƴ

bƨű l·LJLJfƛŎl·ōfŜφ

City of Perth Financial Activity Statement 31 December - 2020

Attachment A

Detail	Annual Budget	YTD Budget	YTD Actual	YTD Budget Variance $	YTD Budget Variance %
Revenue from Operating Activities					
Operating Grants	1,132,965	666,483	736,153	69,670	10.5%
Contributions and Donations	2,245,997	366,015	1,241,169	875,153	239.1%
Fees and Charges - Waste	10,083,090	9,675,019	9,689,005	13,986	0.1%
Fees and Charges - Community Services	4,620,213	2,461,082	1,734,491	(726,591)	(29.5%)
Rental and Hire Revenue	4,217,008	2,037,868	1,641,427	(396,442)	(19.5%)
Parking Fees	50,882,017	24,555,925	29,431,194	4,875,269	19.9%
Fines and Costs	5,096,000	4,325,988	5,010,360	684,372	15.8%
Interest Earned	3,627,896	2,002,448	1,286,166	(716,282)	(35.8%)
Profit on Disposal of Assets*	592,719	176,427	93,938	(82,489)	(46.8%)
Distribution from Investments	0	0	635,221	635,221	0.0%
Other Revenue	707,995	356,941	564,364	207,423	58.1%
Subtotal	83,205,900	46,624,196	52,063,488	5,439,292	11.7%
Expenses					
Employee Costs	(75,647,733)	(38,123,793)	(35,239,800)	2,883,993	7.6%
Advertising	(1,978,901)	(1,359,950)	(1,362,185)	(2,235)	(0.2%)
Contractors and Consultants	(40,369,670)	(16,831,855)	(11,741,046)	5,090,808	30.2%
Insurance	(1,073,587)	(536,793)	(536,998)	(205)	(0.0%)
Waste Tipping Charges	(3,303,099)	(1,651,549)	(1,778,096)	(126,546)	(7.7%)
Other Charges	(4,502,287)	(2,251,231)	(1,890,129)	361,102	16.0%
Materials	(3,206,319)	(1,637,210)	(1,308,338)	328,872	20.1%
IT Support and Maintenance	(4,208,425)	(2,104,212)	(1,985,369)	118,843	5.6%
Plant and Fleet Costs	(1,056,616)	(528,308)	(274,451)	253,857	48.1%
Utilities	(3,632,338)	(1,817,408)	(1,531,096)	286,313	15.8%
Depreciation*	(36,189,735)	(18,307,621)	(18,653,362)	(345,741)	(1.9%)
Interest Expenses	(386,349)	(228,316)	(236,368)	(8,052)	(3.5%)
Loss on Asset Disposal*	(2,958,594)	0	(161,261)	(161,261)	0.0%
Change in valuation of Disposal*	0	0	0	0	0.0%
Work in Progress not Capitalised*	0	0	(579,661)	(579,661)	0.0%
Parking Bay Levy	(17,417,303)	(8,708,652)	(8,761,901)	(53,250)	(0.6%)
Other Expenses	(7,738,598)	(3,852,167)	(3,330,368)	521,799	13.5%
Subtotal	(203,669,552)	(97,939,066)	(89,370,429)	8,568,637	8.7%
Total - Operating Activities	(120,463,652)	(51,314,870)	(37,306,941)	14,007,929	27.3%
Add Back Non Cash Items*	38,555,610	18,131,194	18,665,125	533,931	2.9%
Net Surplus / (Deficit) from Operations	**(81,908,043)**	**(33,183,676)**	**(18,641,816)**	**14,541,860**	**43.8%**
Investing Activities					
Non Operating Grants	6,084,360	0	660,526	660,526	0.0%
Purchase of Property, Plant & Equipment	(18,211,550)	(4,591,627)	(3,056,498)	1,535,129	(33.4%)
Construction of Infrastructure	(48,250,771)	(25,850,356)	(22,080,050)	3,770,307	(14.6%)
Proceeds from Sale of Plant & Equipment	1,354,679	0	0	0	0.0%
Sub Total - Investing Activities	**(59,023,283)**	**(30,441,984)**	**(24,476,021)**	**5,965,963**	**19.6%**
Financing Activities					
New Loan Proceeds	10,000,000	0	0	0	0.0%
Repayment of Borrowings	(4,680,892)	(1,104,104)	(1,104,104)	0	0.0%
Lease Principal Payments	0	0	0	0	0.0%
Transfers to Reserves	(64,364,147)	(43,783,445)	(41,672,741)	2,110,704	4.8%
Transfers from Reserves	83,268,574	59,555,574	57,975,000	(1,580,574)	(2.7%)
Sub Total - Financing Activities	**24,223,535**	**14,668,025**	**15,198,155**	**530,130**	**2.2%**
Budget Deficiency before Rates	**(116,707,790)**	**(48,957,635)**	**(27,919,683)**	**21,037,952**	**43.0%**
Opening Position at 1 July	36,844,431	36,844,431	36,844,431	0	0.0%
Amount Raised from Rates	98,332,904	98,276,904	98,987,028	710,124	0.7%
Closing Position Surplus (Deficit)	**18,469,545**	**86,163,700**	**107,911,777**	**21,748,076**	**25.2%**

City of Perth - Net Current Position

31-Dec-20

Attachment B

Detail	Annual Budget 2020/21	YTD Budget 2020/21	YTD Actual 2020/21	YTD Variance $	%
Current Assets					
Cash & Cash Equivalents - Unrestricted	7,524,453	3,000,000	9,878,922	6,878,922	229%
Cash & Cash Equivalents - Restricted	2,066,022	2,000,000	0	(2,000,000)	(100%)
Investments - Municipal Fund	25,000,000	82,713,225	103,751,177	21,037,952	25%
Investments - Reserves	90,000,000	85,000,000	84,831,606	(168,394)	(0%)
Receivables - Rates	2,400,691	25,000,000	23,776,653	(1,223,347)	(5%)
Receivables - Trade & Other Receivables	8,204,618	7,000,000	6,037,057	(962,943)	(14%)
Inventories	903,909	850,000	777,674	(72,326)	(9%)
Deposits & Prepayments	1,152,689	3,350,000	3,159,611	(190,389)	(6%)
Prepaid Parking Levy	0	9,000,000	8,784,862	(215,138)	(2%)
Sub Total	137,252,382	217,913,225	240,997,562	23,084,337	11%
Current Liabilities					
Trade & Other Payables	(22,516,806)	(32,500,000)	(34,779,159)	(2,279,159)	(7%)
Borrowings	(4,751,628)	(2,385,894)	(2,385,894)	0	0%
Lease Liabilities	(261,229)	(60,000)	(62,881)	(2,881)	(5%)
Provisions	0	0	0	0	0%
Employee Entitlements	(12,065,755)	(11,205,755)	(11,102,513)	103,242	1%
Sub Total	(39,595,418)	(46,151,649)	(48,330,447)	(2,178,798)	5%
Unadjusted Net Assets	**97,656,964**	**171,761,576**	**192,667,115**	**20,905,539**	**12%**
Less:					
Restricted Cash - Reserves	(92,066,022)	(87,000,000)	(84,831,606)	2,168,394	2%
Add:					
Current Portion of Borrowings	4,751,628	3,500,000	2,385,894	(1,114,106)	(32%)
Employee Benefit Provisions	0	0	0	0	0%
Lease Liabilities	0	60,000	62,881	2,881	5%
Adjusted Net Current Assets	**10,342,570**	**88,321,576**	**110,284,284**	**21,962,708**	**25%**
Net Cash Position					
Cash on Hand - Unrestricted	7,524,453	3,000,000	9,878,922	6,878,922	229%
Money Market Instruments - Unrestricted	25,000,000	82,713,225	103,751,177	21,037,952	25%
Unrestricted Cash	32,524,453	85,713,225	113,630,099	27,916,874	
Cash on Hand - Restricted	2,066,022	2,000,000	0	(2,000,000)	(100%)
Money Market Instruments Restricted	90,000,000	85,000,000	84,831,606	(168,394)	(0%)
Restricted Cash	92,066,022	87,000,000	84,831,606	(2,168,394)	
Net Cash	**124,590,475**	**172,713,225**	**198,461,705**	**25,748,480**	**15%**

!¢¢!/I a9b¢ мп⇧м/

City of Perth Financial Report

Financial Statements and Commentary
for the period ending

31 December 2020

City of Perth Financial Report

Contents

1.0	Balance Sheet commentary	1
2.0	Statement of Comprehensive Income by Program	4
3.0	Statement of Comprehensive Income by Nature and Type	5
4.0	Statement of Financial Position	6
5.0	Statement of Changes in Equity	7
6.0	Statement of Cash Flow	8
7.0	Notes to the Financial Statements	9
8.0	Cash Investments Report	13

City of Perth Financial Report

1.0 Balance Sheet commentary for the period ending 31 December 2020

Total net assets at 31 December 2020	$1,304,554,301
Net current assets at 31 December 2020	$191,552,373
Current Ratio:	3.11

1.01 Cash and Cash Equivalents

This line includes petty cash and floats, balances held in the Municipal bank accounts, On Call funds and Term Deposits of less than 3 months.

The chart below explains the movement in Cash from 1 July 2020 to 31 December 2020.

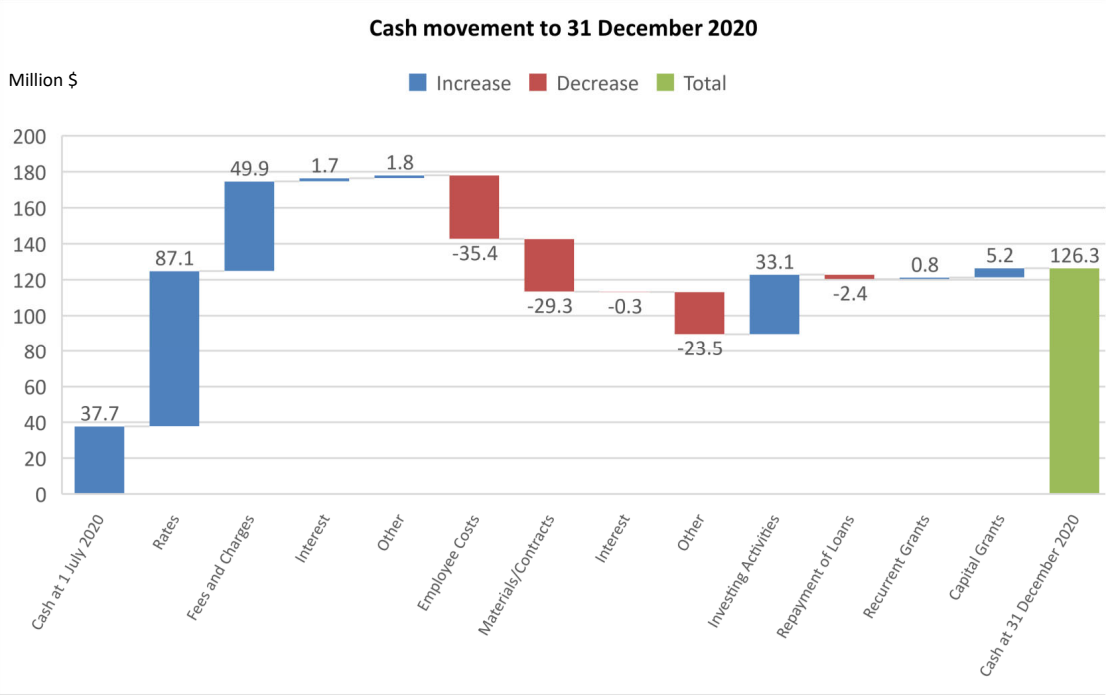

1.02 Deposits and Prepayments

Significant Prepayments include Parking Levy of $8,784,862, insurance premiums of $501,093 Data 3 Microsoft licenses of $276,314, Technology One Support and Maintenance of $233,322 and Pathways Annual Maintenance of $128,364.

1.03 Other financial assets at amortised cost

This line reports funds held in Term Deposits with a maturity of greater than 3 months.

1.0 Balance Sheet commentary for the period ending 31 December 2020 (continued)

1.04 Trade and Other Receivables (current)

Current trade and other receivables include rates, rental and events income, GST receivable and fines and infringements.

Debtor days are currently 36.96, a minor increase on November (35.92).

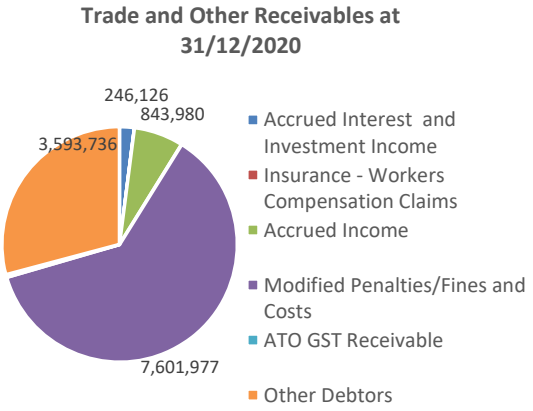

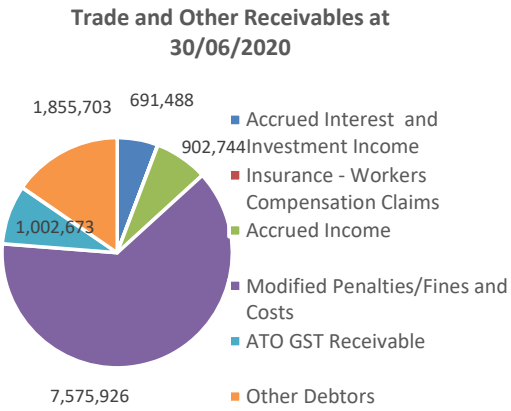

1.05 Other Financial Assets at amortised cost

The City holds Mortgage Backed Securities to the value of $2,351,502.

1.06 Financial Assets at fair value through profit and loss

This line discloses the City's 10,000 units share of Local Government House. WALGA revalues the units annually and the City makes financial adjustments accordingly.

1.07 Right of Use Assets

Under AASB16 leases must be recognised as liabilities with the corresponding asset also brought on and depreciated over the term of the lease. Currently three assets under lease have been brought on: AMP Access Ramp; Allendale/Trinity underpass and City Arcade/Trinity Underpass.

1.0 Balance Sheet commentary for the period ending 31 December 2020 (continued)

1.08 Trade and Other Payables

Trade and Other Payables include Bonds and retentions held, parking cards, trade creditors, accrued payroll and general accruals.

Average age of creditor invoices due for payment is currently 18.91 days.

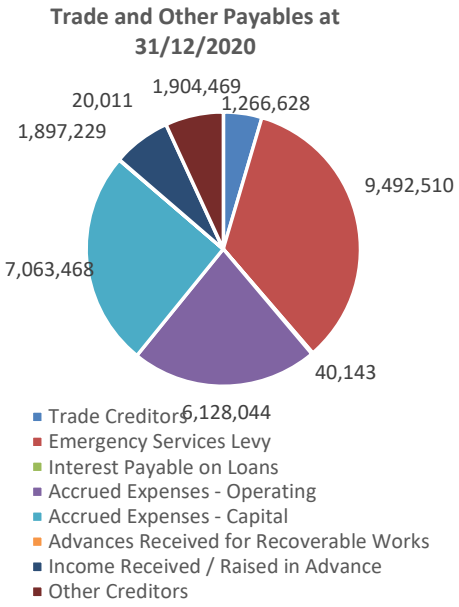

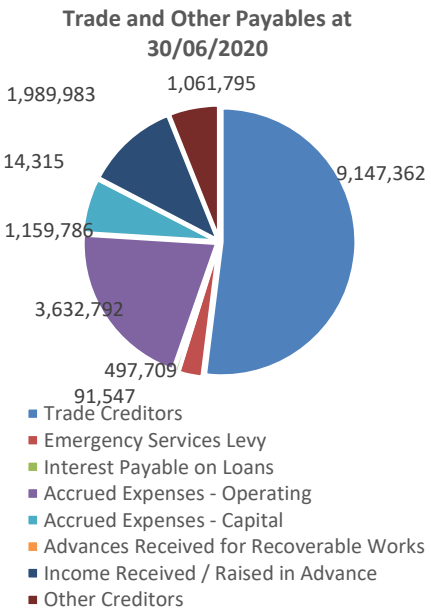

1.09 Employee Benefits

Employee benefits includes Annual Leave and Long Service Leave entitlements and are accrued monthly. Long Service Leave is reconciled annually to anticipated probability of entitlement.

1.10 Lease Liabilities

Under AASB16 leases must be recognised as liabilities with the corresponding asset also brought on and depreciated over the term of the lease. Currently only three leases have been brought on in this way and all relate to properties leased.

1.11 Contract Liabilities

Under AASB15 and AASB1058 revenue for which performance obligations have not yet been met must be held as a liability and released when the goods/services relating to the contract have been provided or the asset completed.
Contract liabilities include $1.425m PTA contract revenue for Moore Street capital works, $528,243 Main Roads for Parliament House Street Lighting and $4,378,494 Lottwerwest

City of Perth Financial Report

2.0 Statement of Comprehensive Income for the period ending 31 December 2020 by Program

Detail	Note	*Budget 2020/2021	** Revised Budget YTD	Actual YTD 31/12/2020	YTD Variance	
Operating Revenue						
Governance		469,201	233,110	335,137	102,027	43.8%
General Purpose Funding Rates		102,412,800	100,673,352	100,735,706	62,354	0.1%
General Purpose Funding Other		-	-	-	-	-
Law, Order, Public Safety		447,750	216,473	189,226	(27,247)	(12.6%)
Health		1,182,500	575,400	80,408	(494,992)	(86.0%)
Education and Welfare		1,952,000	991,500	801,264	(190,236)	(19.2%)
Housing		-	-	-	-	-
Community Amenities		10,413,081	9,801,983	9,761,604	(40,379)	(0.4%)
Recreation and Culture		780,418	348,306	1,201,342	853,036	244.9%
Transport		55,947,617	28,871,053	34,601,049	5,729,996	19.8%
Economic Services		5,573,997	2,972,495	2,565,226	(407,269)	(13.7%)
Other Property and Services		82,000	41,000	50,395	9,395	22.9%
Total Operating Income		179,261,364	144,724,672	150,321,357	5,596,685	3.9%
Operating Expenditure						
Governance		(21,556,338)	(8,404,561)	(7,992,916)	(411,645)	4.9%
General Purpose Funding		(1,234,324)	(756,755)	(666,376)	(90,379)	11.9%
Law, Order, Public Safety		(8,659,278)	(4,357,186)	(4,015,875)	(341,311)	7.8%
Health		(3,088,219)	(1,564,158)	(1,282,651)	(281,507)	18.0%
Education and Welfare		(3,670,148)	(1,845,526)	(1,682,379)	(163,147)	8.8%
Housing		-	-	-	-	-
Community Amenities		(24,574,863)	(12,176,651)	(10,081,210)	(2,095,441)	17.2%
Recreation and Culture		(25,771,932)	(12,770,609)	(11,276,972)	(1,493,637)	11.7%
Transport		(82,803,007)	(39,281,990)	(37,494,864)	(1,787,126)	4.5%
Economic Services		(20,753,761)	(13,129,007)	(12,488,025)	(640,982)	4.9%
Other Property and Services		(6,724,519)	(3,416,466)	(2,024,632)	(1,391,834)	40.7%
Total Operating Expenditure		(198,836,389)	(97,702,910)	(89,005,900)	(8,697,010)	8.9%
Net from Operations		**(19,575,025)**	**47,021,762**	**61,315,457**	**14,293,695**	**30.4%**
Finance Costs		(386,349)	(228,316)	(181,205)	47,111	(20.6%)
Net Result		(19,961,374)	46,793,446	61,134,252	14,340,806	30.6%
Grants/Contributions						
Non-operating Grants and Contributions		5,438,360	-	518,356	518,356	-
Total Grants/Contributions		5,438,360	-	518,356	518,356	-
Disposal/Write Off of Assets						
Gain/(Loss) on Disposal of Assets	2	(2,344,453)	(1,425)	(67,323)	(65,898)	4624.4%
Change in net assets resulting from operations before significant items		**(16,867,467)**	**46,792,021**	**61,585,285**	**14,793,264**	**31.6%**
Signfificant Items						
Initial Recognition of Assets		-	-	142,170	142,170	-
Revaluation of Financial Assets		-	-	635,222	635,222	-
Change in net assets resulting from operations after significant items		**(16,867,467)**	**46,792,021**	**62,362,677**	**15,570,656**	**33.3%**

*/** 2020/2021 Budget adopted by Council on 4 August 2020

3.0 Statement of Comprehensive Income for the period ending 31 December 2020 by Nature or Type

Detail	Note	*Budget 2020/2021	Revised Budget YTD	Actual YTD 31/12/2020	YTD Variance	
Operating Revenue						
Rates		98,332,904	98,276,904	98,987,028	710,124	0.7%
Grants and Contributions for Non Capital Purposes		1,584,996	1,032,498	1,977,322	944,824	91.5%
Fees and Charges		75,073,688	43,055,882	47,506,475	4,450,593	10.3%
Interest and Investment Income		3,627,896	2,002,448	1,286,166	(716,282)	(35.8%)
Other Revenue		641,880	356,940	564,366	207,426	58.1%
Total Revenue from Operating Activities		179,261,364	144,724,672	150,321,357	5,596,685	3.9%
Operating Expenditure						
Employee Costs		(75,525,890)	(38,115,953)	(35,217,737)	(2,898,216)	7.6%
Materials and Contracts		(57,318,437)	(26,364,316)	(20,339,614)	(6,024,702)	22.9%
Utilities		(3,632,338)	(1,817,408)	(1,531,096)	(286,312)	15.8%
Depreciation and Amortisation		(36,189,735)	(18,307,621)	(18,653,363)	345,742	(1.9%)
Interest		(386,349)	(228,316)	(236,368)	8,052	(3.5%)
Insurance		(1,073,587)	(536,793)	(536,998)	205	(0.0%)
Expenses Provision		(655,791)	(337,818)	(517,820)	180,002	(53.3%)
Other Expenses from Ordinary Activities		(24,440,611)	(12,223,001)	(12,154,109)	(68,892)	0.6%
Total Expenses from Ordinary Activities		(199,222,738)	(97,931,226)	(89,187,105)	(8,744,121)	8.9%
Change in Net Assets from Ordinary Activities before Capital Amounts		**(19,961,374)**	**46,793,446**	**61,134,252**	**14,340,806**	**30.6%**
Grants/Contributions						
Grants and Contributions- Capital		5,438,360	-	518,356	518,356	-
Net Operating Surplus		**(14,523,014)**	**46,793,446**	**61,652,608**	**14,859,162**	**31.8%**
Disposal/Write Off of Assets	2	(2,344,453)	(1,425)	(67,323)	(65,898)	4624.4%
Significant Items						
Initial Recognition of Assets		-	-	142,170	142,170	-
Revaluation of Financial Assets		-	-	635,222	635,222	-
Change in net assets resulting from operations after capital amounts and significant items		**(16,867,467)**	**46,792,021**	**62,362,677**	**15,570,656**	**33.3%**

*/** 2020/2021 Budget adopted by Council on 4 August 2020

4.0 Statement of Financial Position as at 31 December 2020

Detail	Note	31/12/2020	30/06/2020
Current Assets			
Cash and Cash Equivalents	11	126,347,286	37,727,249
Deposits/Prepayments	4	11,944,473	1,961,292
Other financial assets at amortised cost	3, 11	66,000,000	117,750,000
Financial assets at fair value through profit and loss	3, 11	6,114,419	5,479,198
Trade and Other Receivables	5	7,146,101	6,893,356
Rates Receivable	1	23,776,663	2,552,460
Inventories		797,686	806,691
Total Current Assets		242,126,628	173,170,246
Non Current Assets			
Other financial assets at amortised cost	3	2,351,502	2,370,916
Financial assets at fair value through profit and loss	3	178,053	178,053
Trade and Other Receivables	5	45,765	42,539
Investments accounted for using the equity method	3	10,462,883	9,702,967
Property, Plant and Equipment	8	693,284,560	702,541,598
Infrastructure	8	364,769,652	372,071,666
Right of Use Assets	8	3,150,803	3,201,792
Capital Work in Progress	8	49,185,456	27,351,655
Total Non Current Assets		1,123,428,674	1,117,461,186
Total Assets		**1,365,555,302**	**1,290,631,432**
Current Liabilities			
Trade and Other Payables	6	30,468,790	20,894,382
Employee Benefits	7	11,776,795	11,071,830
Provisions	7	80,000	80,000
Lease Liabilities		62,881	61,830
Contract Liabilities		4,685,151	264,042
Loan Liability	9	3,500,638	4,233,037
Total Current Liabilities		50,574,255	36,605,121
Non Current Liabilities			
Employee Benefits	7	1,954,198	1,954,198
Lease Liabilities		3,149,344	3,181,311
Contract Liabilities		2,410,605	2,153,243
Loan Liability	9	2,912,599	4,545,934
Total Non Current Liabilities		10,426,746	11,834,686
Total Liabilities		**61,001,001**	**48,439,807**
Net Assets		**$1,304,554,301**	**$1,242,191,625**
Equity			
Accumulated Surplus		787,179,561	708,421,629
Asset Revaluation Reserve	10	432,543,135	432,636,132
Reserves - cash/financial asset backed	10	84,831,605	101,133,864
Total Equity		**$1,304,554,301**	**$1,242,191,625**

5.0 Statement of Changes in Equity for the period ending 31 December 2020

Detail	Accumulated Surplus	Asset Revaluation Reserve	Reserves Cash/Investment Backed	Total Equity
Balance at 1 July 2019	$	$	$	$
New Accounting Standards	692,422,421	469,921,563	104,338,816	1,266,682,800
Change in Accounting Policy	(100,530)	-	-	(100,530)
Net result	13,085,739			13,085,739
Revaluation of Assets	-	(39,524,472)		(39,524,472)
Asset Revaluation Reserve Transfers	(190,954)	2,239,041	-	2,048,087
Reserve Transfers	3,204,953		(3,204,953)	-
Balance at 30 June 2020	$708,421,629	$432,636,132	$101,133,863	$1,242,191,624
Balance at 1 July 2020	708,421,629	432,636,132	101,133,863	1,242,191,623
Net Result	62,362,677	-	-	62,362,677
Asset Revaluation Reserve Transfers	92,997	(92,997)	-	-
Reserve Transfers	16,302,259	-	(16,302,259)	-
Balance at the end of the reporting period	**$787,179,561**	**$432,543,135**	**$84,831,604**	**$1,304,554,299**

6.0 Statement of Cash Flows for the period ending 31 December 2020

	Note	*Budget 2020/2021	YTD Actual 31/12/2020	YTD Variation	
Cash Flows from Operating Activities					
Receipts					
Rates		97,832,904	87,061,550	(10,771,354)	(11.0%)
Fees and Charges		74,473,687	49,860,573	(24,613,114)	(33.0%)
Interest		3,877,896	1,731,528	(2,146,368)	(55.3%)
Other		2,126,876	1,753,086	(373,790)	(17.6%)
		178,311,363	140,406,737	(37,904,626)	(21.3%)
Payments					
Employee Costs		(76,075,890)	(35,403,341)	40,672,549	53.5%
Materials and Contracts		(56,668,437)	(29,270,386)	27,398,051	48.3%
Interest		(386,350)	(287,772)	98,578	25.5%
Other		(30,012,326)	(23,524,886)	6,487,440	21.6%
		(163,143,003)	(88,486,385)	74,656,618	45.8%
Net Cash Flows from Operating Activities	12	15,168,360	51,920,352	36,751,993	(242.3%)
Cash Flows from Investing Activities					
Proceeds from Disposal of Assets		1,354,679	612,441	(742,238)	(54.8%)
Proceeds from Disposal of Investments		-	84,475,339	84,475,339	-
Purchase Land and Buildings		(10,478,447)	(110,654)	10,367,793	(98.9%)
Purchase Infrastructure Assets		(42,662,118)	(551,351)	42,110,767	(98.7%)
Purchase Plant and Mobile Equipment		(4,450,365)	-	4,450,365	100.0%
Purchase Office Furniture and Equipment		(6,055,669)	(84,607)	5,971,062	(98.6%)
Work in Progress		-	(17,764,423)	(17,764,423)	-
Purchase of Investments		-	(33,465,839)	(33,465,839)	-
Net Cash Flows from Investing Activities		(62,291,920)	33,110,906	95,402,826	(153.2%)
Cash Flows from Financing Activities					
New Loan Proceeds		10,000,000	-	(10,000,000)	(100.0%)
Repayment of Lease Liability		-	(30,916)	(30,916)	-
Repayment of Borrowings		(4,680,892)	(2,365,734)	2,315,158	49.5%
Transfers from/to Reserves		8,804,228	-	(8,804,228)	100.0%
		14,123,336	(2,396,650)	(16,519,986)	117.0%
Cash Flows from Government and Other Parties					
Receipts from Appropriations/Grants					
Recurrent		5,438,360	788,602	(4,649,758)	(85.5%)
Capital			5,196,827	5,196,827	-
		5,438,360	5,985,429	547,069	10.1%
Net Increase (Decrease) in Cash Held		(27,561,864)	88,620,037	116,181,902	(421.5%)
Cash at 1 July 2020		60,086,319	37,727,249	(22,359,070)	(37.2%)
Cash at end of reporting period	11	**32,524,455**	**126,347,286**	**93,822,831**	**288.5%**

*/** 2020/2021 Budget adopted by Council on 4 August 2020

7.0 Notes to the Balance Sheet for the period ending 31 December 2020

1 Rates Receivable

	Actual YTD 31/12/2020	2019/20 30/06/2020
Outstanding Amount at 30 June 2020	2,552,460	914,187
Rates Levied for the Year	98,771,431	97,914,435
Late Payment Penalties	97,036	237,011
Ex Gratia Rates	-	7,648
Rates Administration Fee	352,653	413,063
Rates Instalment Interest	423,638	393,101
Back Rates	257,274	345,332
Bins Levy	455,119	147,969
Emergency Services Levy	4,491,002	496,976
	107,400,613	100,869,722
Amount Received during the Period	83,623,950	98,317,262
Outstanding Amount at 31 December 2020	**$23,776,663**	**$2,552,460**

2 Gain/(Loss) on Disposal/Write off of Assets

	Annual Budget	Actual YTD 31/12/2020
Land and Buildings		
Proceeds on Disposal	350,004	-
Less: Carrying amount of assets sold/written off	180,000	-
(Loss) on Disposal/Write Off	170,004	-
Infrastructure		
Proceeds on Disposal	-	-
Less: Carrying amount of assets written off	2,722,794	66,934
(Loss) on Write Off	(2,722,794)	(66,934)
Plant and Mobile Equipment		
Proceeds on Disposal	264,137	612,441
Less: Carrying amount of assets sold/written off	55,800	612,830
Loss on Disposal /Write Off	208,337	(389)
Furniture and Equipment		
Proceeds on Disposal	-	-
Less: Carrying amount of assets sold /written off	-	-
(Loss) on Disposal/Write Off	-	-
Gain/(Loss) on Disposal/Write off of Assets	**(2,344,453)**	**(67,323)**

3 Other Financial Assets

Current	**31/12/2020**	**30/06/2020**
Bank/Term Deposits	66,000,000	117,750,000
Managed Funds	6,114,419	5,479,198
Total Current Investments	**$72,114,419**	**$123,229,198**

Non Current	**31/12/2020**	**30/06/2020**
Other financial assets at amortised cost		
Mortgage Backed Securities (MBS)	2,351,502	2,370,916
	2,351,502	**2,370,916**
Equity in Local Government House	178,053	178,053
Equity in Mindarie Regional Council	5,794,883	5,794,883
Equity in Tamala Park Regional Council	4,668,000	3,908,084
Total financial assets at amortised cost	**10,462,883**	**9,702,967**

7.0 Notes to the Balance Sheet for the period ending 31 December 2020 (continued)

4 Deposits/Prepayments

	31/12/2020	30/06/2020
Prepaid Insurance	501,093	-
Prepaid Parking Bay Licence Fees	8,784,862	-
Other	2,658,518	1,961,292
	$11,944,473	**$1,961,292**

5 Trade And Other Receivables

	31/12/2020	30/06/2020
Current		
Accrued Interest and Investment Income	246,126	691,488
Accrued Income	843,980	902,744
Modified Penalties/Fines and Costs	7,601,977	7,575,926
Debtors - General:		
Australian Taxation Office - GST Refundable	46,678	1,002,673
Other Debtors	3,593,736	1,855,703
	12,332,497	12,028,534
Less: Provision for Doubtful Debts	(5,186,396)	(5,135,178)
	$7,146,101	**$6,893,356**
Non Current		
Pensioners' Rates Deferred	45,765	42,539
	$45,765	**$42,539**

6 Trade And Other Payables

	31/12/2020	30/06/2020
Current		
Trade Creditors	1,266,628	9,147,362
Emergency Services Levy	9,492,510	497,709
Interest Payable on Loans	40,143	91,547
Accrued Expenses - Operating	6,128,044	3,632,792
Accrued Expenses - Capital	7,063,468	1,159,786
Advances Received for Recoverable Works	20,011	14,315
Income Received / Raised in Advance	1,897,229	1,989,983
Deposits and Bonds	2,656,288	3,299,093
Other Creditors	1,904,469	1,061,795
	$30,468,790	**$20,894,382**

7.0 Notes to the Balance Sheet for the period ending 31 December 2020 (continued)

7 Employee Benefits

	31/12/2020	30/06/2020
Current		
Leave Entitlements		
Annual Leave	5,684,522	5,222,850
Self Funded Leave	211,821	282,365
Motor Vehicle Settlements	-	-
Long Service Leave	5,762,054	5,443,117
Recognition of Employees- Presentations	118,398	123,498
	$11,776,795	**$11,071,830**
Non Current		
Annual Leave	438,821	438,821
Long Service Leave	1,515,377	1,515,377
	$1,954,198	**$1,954,198**

Provisions

	31/12/2020	30/06/2020
Current		
Workers Compensation	80,000	80,000
	$80,000	**$80,000**

8 Property, Plant and Equipment and Work in Progress

	31/12/2020	30/06/2020
Land - fair value	374,223,986	374,223,986
Less: Accumulated Depreciation	(7,583,626)	(7,322,958)
	366,640,360	366,901,028
Buildings - at fair value	503,969,776	503,843,162
Less: Accumulated Depreciation	(221,746,842)	(215,973,801)
	282,222,934	287,869,361
Leasehold Improvements - at fair value	915,820	915,820
Less: Accumulated Depreciation	(246,046)	(231,549)
	669,774	684,271
Infrastructure Assets - at cost/fair value	626,607,876	624,747,814
Less: Accumulated Depreciation	(261,838,224)	(252,676,148)
	364,769,652	372,071,666
Plant and Mobile Equipment - at cost/fair value	39,375,549	40,845,271
Less: Accumulated Depreciation	(28,852,796)	(28,641,131)
	10,522,753	12,204,140
Office Furniture and Equipment - at cost/fair value	55,388,232	54,871,556
Less: Accumulated Depreciation	(22,159,493)	(19,988,758)
	33,228,739	34,882,798
Property, Plant and Equipment	1,058,054,212	1,074,613,264
Work in Progress - at cost	49,185,456	27,351,655
	49,185,456	27,351,655
Right of Use (Leased) assets	3,302,938	3,302,938
Less: Accumulated Depreciation	(152,135)	(101,146)
	3,150,803	3,201,792
Total Property, Plant and Equipment and Work in Progress	**$1,110,390,471**	**$1,101,964,919**

7.0 Notes to the Balance Sheet for the period ending 31 December 2020 (continued)

8 Property, Plant and Equipment and Work in Progress - Movement at Cost

	Balance 30/06/2020	Acquisitions Actual YTD	Transfers Actual YTD	Discovered/Initial Recoginition of Assets Actual YTD	Disposals/ Write off/ Actual YTD	Reclassification Actual YTD	Balance 31/12/2020
Land	374,223,986	-	-	-	-	-	374,223,986
Buildings	503,843,162	110,654	15,960	-	-	-	503,969,776
Leasehold Improvements	915,820	-	-	-	-	-	915,820
Infrastructure Assets	624,747,814	551,351	1,183,875	382,308	(257,472)	-	626,607,876
Plant and Mobile Equipment	40,845,271	-	202,400	-	(1,672,122)	-	39,375,549
Office Furniture and Equipment	54,871,556	84,607	432,069	-	-	-	55,388,232
Right of Use (Leased) assets	3,302,938	-	-	-	-	-	3,302,938
Work in Progress	27,351,655	24,247,766	(2,413,965)	-	-	-	49,185,456
	$1,630,102,202	**$24,994,378**	**(579,661)**	**382,308**	**(1,929,594)**	**-**	**$1,652,969,633**

9 Loan Liability

	31/12/2020	30/06/2020
Current		
Loans - Western Australian Treasury Corporation	3,500,638	4,233,037
Non Current		
Loans - Western Australian Treasury Corporation	2,912,599	4,545,934

7.0 Notes to the Balance Sheet for the period ending 31 December 2020 (continued)

10 Reserve Funds

Purpose of Reserve Fund	Balance 30/06/2020	Transfer from Accumulated Surplus	Transfer to Accumulated Surplus	Transfer Between Reserves	Balance 31/12/2020
Refuse Disposal and Treatment	4,349,665	773,245	-	-	5,122,910
Concert Hall - Refurbishment and Maint.	6,788,438	36,929	(2,000,000)	-	4,825,367
Asset Enhancement	25,030,765	120,613	(1,500,000)	-	23,651,378
Parking Levy	8,403,351	20,040,264	(16,000,000)	-	12,443,615
Art Acquisition	350,008	1,685	-	-	351,693
Heritage Incentive	707,291	3,408	-	-	710,699
Parking Facilities Development	28,666,159	131,274	(15,000,000)	-	13,797,433
Employee Entitlements	2,018,137	9,725	-	-	2,027,862
David Jones Bridge	397,653	1,917	-	-	399,570
Bonus Plot Ratio	685,033	3,300	-	-	688,333
Enterprise and Initative	6,462,578	31,141	-	-	6,493,719
Public Art	559,518	52,729	-	-	612,247
Council House Refurbishment	1,508,928	9,225	(1,500,000)	-	18,153
Technology Upgrade	2,727,861	12,702	-	-	2,740,563
Major Infrastructure	5,917,556	11,830,917	(11,300,000)	-	6,448,473
Provisional Capital	1,525,957	-	(1,525,957)	-	-
Organisational Reform	5,034,966	24,624	(560,000)	-	4,499,590
Covid 19 Rebound Reserve	-	5,115,000	(5,115,000)		-
	101,133,864	38,198,698	(54,500,957)	-	84,831,605
* Asset Revaluation	432,636,132	-	(92,997)	-	432,543,135
	$533,769,996	**38,198,698**	**(54,593,954)**	**-**	**$517,374,740**

* The Asset Revaluation Reserve is a non cash backed reserve and cannot be used ,except for adjustments to fixed assets on their revaluation, disposal or write off.

7.0 Notes to the Balance Sheet for the period ending 31 December 2020 (continued)

11 Cash Reconciliation

	31/12/2020	30/06/2020
Cash and Cash Equivalents		
Cash at Bank and on Hand	9,878,923	18,164,658
Funds invested at call	116,468,364	17,562,591
Term Deposits < 3 months	-	2,000,000
	126,347,287	37,727,249
Current Financial Assets		
Term Deposits > 3 months	66,000,000	117,750,000
Managed Funds	6,114,419	5,479,198
	72,114,419	123,229,198

12 Reconciliation of Net Cash Provided By Operating Activities to Operating Surplus

	31/12/2020	30/06/2020
Change in Net Assets Resulting from Operations	61,585,285	(782,008)
Adjustment for items not involving the movement of Funds:		
Depreciation	18,653,363	38,559,160
Doubtful Debts	51,218	683,455
(Gain)/Loss on Disposal/Write off/Contribution of Assets	67,323	1,477,961
	80,357,189	39,938,568
Revenues Provided By :		
Government Grants	(5,985,429)	(6,566,563)
	(5,985,429)	(6,566,563)
Change in Operating Assets and Liabilities		
Add Back		
Decrease in Inventories	9,005	22,918
Decrease in Accrued Interest and Dividend Income	445,362	177,344
Decrease in Deferred Debtors	-	16,754
Decrease in Accrued Income	58,764	-
Increase in Income Received /Raised in Advance	-	41,671
Increase in Accrued Expenses	2,495,252	296,668
Increase in Provisions	-	454,913
Increase in Trade and Other Payables	1,313,934	-
Increase in Contract Liabilities	4,678,471	2,417,285
Deduct		
Decrease in Trade and Other Payables	-	(4,388,533)
Decrease in Income Received /Raised in Advance	(87,058)	-
Decrease in Accrued Interest Payable	(51,404)	(61,164)
Increases in Deferred Debtors	(3,226)	-
Decrease in Provisions	(49,318)	-
Increase in Trade and Other Receivables	(21,278,009)	(1,065,989)
Increase in Prepayments	(9,983,181)	(577,199)
Increase in Accrued Income	-	(9,839)
	(22,451,408)	(2,675,171)
Net Cash Provided by Operating Activities	**$51,920,352**	**$30,696,834**

7.0 Notes to the Balance Sheet for the period ending 31 December 2020 (continued)

13 Ratios

		31/12/2020	30/06/2020
1	**Current Ratio**		
	Current Assets minus Restricted Assets / Current Liabilities minus Liabilities associated with Restricted Assets	3.11	2.03
2	**Debt Ratio**		
	Total Liabilities / Total Assets	4.47%	3.75%
3	**Debt Service Ratio**		
	Operating Surplus before Interest and Depreciation / Debt Principal and Interest	31.03%	6.65%
4	**Rate Coverage Ratio**		
	Net Rate Revenue / Operating Revenue	67.01%	51.99%
5	**Outstanding Rates Ratio**		
	Rates Outstanding / Rates Collectable	22.14%	2.53%
6	**Untied Cash to Unpaid Creditors Ratio**		
	Untied Cash / Unpaid Trade Creditors	32.78	6.80
7	**Gross Debt to Revenue Ratio**		
	Gross Debt / Total Revenue	4.27%	4.59%
8	**Gross Debt to Economically Realisable Assets Ratio**		
	Gross Debt / Economically Realisable Assets	0.64%	0.96%

Restricted Assets includes reserve funds and tied contributions not utilised at 31 December 2020.

8.0 Cash Investments

Investment in Managed Funds - (Colonial First State Share Index Fund)

In 2008, the City invested in managed funds via Colonial First State Share Index Fund. Clause 44 (Local Government Act 1995, Transitional provisions, allow Local Governments to continue to hold any existing investments made prior to insertion of regulation 19C under grandfathering arrangements.

	Opening Value 1-Jul-20	Units Held 1-Jul-20	Closing Value 31-Dec-20	Units Held 31-Dec-20	Movement in Value $	
CFS Wsale Index Aust Share	5,479,198	5,132,200	6,114,419	5,174,256	635,222	▲
Total	**5,479,198**	**5,132,200**	**6,114,419**	**5,174,256**	**635,222**	

Short Term Investments

Funds Held in OnCall Accounts:

Following is a list of investments categorised as Cash and Cash Equivalents due to their short term maturity (being less than 3 months) from date of purchase.

	S & P Credit Rating	Amount Invested $	Interest Rate %	Term (Days)	Maturity Date	Earnings YTD $
Municipal Fund						
AMP Notice		5,584,832	0.80%	OnCall	11am	28,278
	A-2	**5,584,832**				**28,278**
CBA Online Saver		23,550,038	0.20%	OnCall	11am	43,778
	A-1	**23,550,038**				**43,778**
Macquarie Online Saver		50,061,239	<$10m 0.45%	OnCall	11am	61,239
	A-1	**50,061,239**	>$10m 0.25%			**61,239**
Total - Municipal Fund		**79,196,109**				**133,295**
Reserve Fund						
CBA Online Saver		37,272,255	0.20%	OnCall	11am	75,879
	A-1	**37,272,255**				**75,879**
Total - Reserve Fund		**37,272,255**				**75,879**
Total		**116,468,364**				**209,174**

8.0 Cash Investments (continued)

Longer Term Investments

Term Deposits:

This line reports funds held in Term Deposits with a maturity of greater than 3 months

	S & P Credit Rating	Amount Invested $	Interest Rate %	Term (Days)	Maturity Date	Projected Earnings $
Municipal Fund						
Suncorp		3,000,000	0.63%	182	18-Mar-21	9,424
	A-1	**3,000,000**				**9,424**
Bank of Queensland		5,000,000	0.50%	199	21-Jun-21	13,630
		4,000,000	0.50%	211	16-Jun-21	11,562
	A-2	**9,000,000**				**25,192**
NAB		4,000,000	0.45%	119	16-Mar-21	5,868
	A-1	**4,000,000**				**5,868**
Total - Municipal Fund		**16,000,000**				**40,484**
Reserve Fund						
AMP		5,000,000	0.75%	181	29-Mar-21	18,596
	A-2	**5,000,000**				**18,596**
Bank of Queensland		3,000,000	1.30%	273	18-Feb-21	29,170
Bank of Queensland		2,000,000	1.10%	336	06-May-21	20,252
Bank of Queensland		7,000,000	0.75%	206	25-Mar-21	29,630
Bank of Queensland		2,000,000	0.70%	273	24-Jun-21	10,471
Bank of Queensland		1,000,000	0.55%	365	05-Nov-21	5,500
Bank of Queensland		6,000,000	0.65%	280	15-Jul-21	29,918
	A-2	**21,000,000**				**124,941**
Macquarie		4,000,000	1.70%	274	14-Jan-21	51,047
Macquarie		3,000,000	1.40%	335	31-Mar-21	38,548
	A-1	**7,000,000**				**89,595**
NAB		3,000,000	1.00%	273	18-Feb-21	22,438
NAB		3,000,000	1.00%	329	15-Apr-21	27,041
NAB		8,000,000	0.55%	365	17-Nov-21	44,000
NAB		3,000,000	0.95%	336	20-May-21	26,236
	A-1	**17,000,000**				**119,715**
Total - Reserve Fund		**50,000,000**				**352,847**
Total Funds Invested > 3 months		**66,000,000**				**393,331**

8.0 Cash Investments (continued)

Investment Portfolio Based on Credit Rating

Exposure of the investment portfolio is controlled by restricting the overall investments based on their Credit Rating.

Credit Rating		Total Invested	Actual Exposure %	Policy Limit	Compliance
A-1	$	141,883,831	78%	100%	✓
A-2	$	40,584,532	22%	60%	✓
Total	**$**	**182,468,364**	**100%**		

* A-1 also includes A-1+

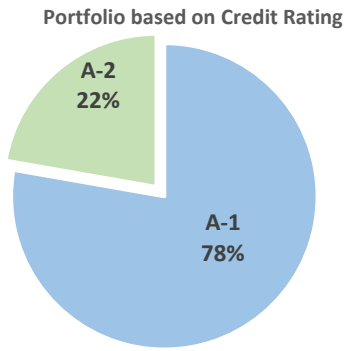

Investment Portfolio Based on Institution

Exposure to an individual Australian deposit taking Institution or government will be restricted by their credit rating so that single entity exposure is limited.

S&P Short Term Credit Rating of A-1 - individual maximum limit 45%
S&P Short Term Credit Rating of A-2 - individual maximum limit 30%

Institution	Total Invested	Actual Exposure %	Policy Limit	Compliance
AMP	10,584,532	6%	30%	✓
CBA	60,822,592	33%	45%	✓
BOQ	30,000,000	16%	30%	✓
Macquarie	57,061,239	31%	45%	✓
NAB	21,000,000	12%	45%	✓
Suncorp	3,000,000	2%	45%	✓
	182,468,364	**100%**		

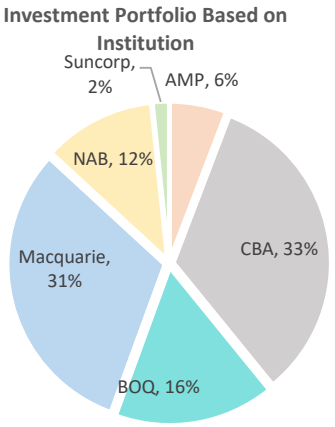

Investment Portfolio Based on Term to Maturity

Term of investment is based on restrictions per Investment policy and cashflow requirements.

Term		Value $
< 3 months	$	120,468,364
4 months	$	-
5 months	$	-
6 months	$	24,000,000
7 months	$	-
8 months	$	10,000,000
9 months	$	8,000,000
10 months	$	3,000,000
11 months	$	8,000,000
12 months	$	9,000,000
	$	**182,468,364**

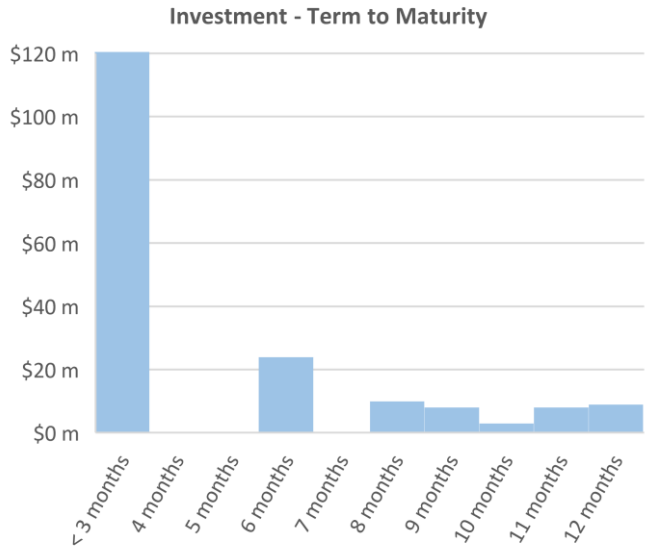

!¢¢!/I a9b¢ мп⌽м5óмú

Core Services Year to Date Variances - December 2020

Summary Service Unit Variances

	YTD Budget	YTD Actuals	YTD Variance	YTD Variance %	Comments
CEO Alliance					
Service Unit					
Legal Services	(5,416)	16	(5,432)	(100.3%)	✗
Audit and Risk	381,078	349,533	31,545	8.3%	✓
Executive Services	503,345	687,667	(184,322)	(36.6%)	✗
Chief Executive Officer	576,756	665,491	(88,735)	(15.4%)	✗
Corporate Communications	1,383,897	1,313,524	70,373	5.1%	✓
Governance	1,465,102	1,018,462	446,640	30.5%	✓
Net Operating Result after Allocations	4,304,762	4,034,693	270,069	6.3%	
Corporate Services Alliance					
Service Unit					
Financial Services	(102,084,101)	(102,107,765)	23,664	0.0%	✓
Corporate Services	(4,463,798)	(3,323,801)	(1,139,997)	(25.5%)	✗
ICT	1	66,419	(66,418)	(6,641,800.0%)	✗
Human Resources	13,726	(1)	13,727	100.0%	✓
Strategy and Reporting	945,547	759,403	186,144	19.7%	✓
Net Operating Result after Allocations	(105,588,625)	(104,605,745)	(982,880)	0.9%	
Community Development Alliance					
Service Unit					
Community Development	1	0	1	100.0%	✓
Customer Experience	197,863	189,994	7,869	4.0%	✓
Marketing	501,270	507,503	(6,233)	(1.2%)	✗
Activation and Cultural Experience	2,383,224	2,197,091	186,133	7.8%	✓
Community Safety and Amenity	5,152,401	5,209,389	(56,988)	(1.1%)	✗
Community Services	5,595,073	5,384,698	210,375	3.8%	✓
Net Operating Result after Allocations	13,829,832	13,488,675	341,157	2.5%	
Planning and Economic Development Alliance					
Service Unit					
Planning and Economic Development	226,673	195,583	31,090	13.7%	✓
Development Approvals	1,464,595	1,331,050	133,545	9.1%	✓
Economic Development	1,479,675	1,340,440	139,235	9.4%	✓
City Planning	1,550,694	1,214,622	336,072	21.7%	✓
Transport and Urban Design	2,042,983	1,830,715	212,268	10.4%	✓
Net Operating Result after Allocations	6,764,620	5,912,410	852,210	12.6%	
Infrastructure and Operations Alliance					
Service Unit					
Infrastructure and Operations	1	19	(18)	(1,800.0%)	✗
Parking Services	2,313,139	(4,714,568)	7,027,707	303.8%	✓
Operations	4,882,893	2,365,521	2,517,372	51.6%	✓
Infrastructure and Assets	16,405,691	14,750,231	1,655,460	10.1%	✓
Net Operating Result after Allocations	23,601,724	12,401,203	11,200,521	47.5%	

Detailed Subservice Variances

Core Services Year to Date Variances - December 2020

	YTD Budget	YTD Actuals	YTD Variance	YTD Variance %		Comments
CEO Alliance						
CEO Alliance Admin						
Expenditure - Cash	358,116	353,468	4,648	1.3%	✓	
Internal Allocation	94,921	88,660	6,261	6.6%	✓	
Net Operating Result after Allocations	453,037	442,128	10,909	2.4%		
CEO Alliance						
Internal Audit						
Expenditure - Cash	136,291	135,215	1,076	0.8%	✓	
Internal Allocation	67,231	60,314	6,917	10.3%	✓	Under allocation from council house maintenance.
Net Operating Result after Allocations	203,522	195,529	7,993	3.9%		
CEO Alliance						
Advocacy and Inter-Govt Relations						
Expenditure - Cash	68,420	172,934	(104,514)	(152.8%)	✗	Contract settlement.
Internal Allocation	31,198	28,844	2,354	7.5%	✓	
Net Operating Result after Allocations	99,618	201,778	(102,160)	(102.6%)		
CEO Alliance						
Stakeholder Management						
Expenditure - Cash	13,515	11,529	1,986	14.7%	✓	Timing variance related to consultancy.
Internal Allocation	10,586	10,056	530	5.0%	✓	
Net Operating Result after Allocations	24,101	21,585	2,516	10.4%		
CEO Alliance						
Risk Management						
Expenditure - Cash	70,678	50,963	19,715	27.9%	✓	Timing variance business continuity testing and risk management roadmap.
Internal Allocation	28,066	25,634	2,432	8.7%	✓	
Net Operating Result after Allocations	98,744	76,597	22,147	22.4%		
CEO Alliance						
Business Continuity						
Expenditure - Cash	49,509	50,541	(1,032)	(2.1%)	✗	
Internal Allocation	29,303	26,866	2,437	8.3%	✓	
Net Operating Result after Allocations	78,812	77,407	1,405	1.8%		
CEO Alliance						
Communications						
Expenditure - Cash	327,740	275,958	51,782	15.8%	✓	Timing variance, previous vacancy and reduced working hours for some staff.
Internal Allocation	159,469	148,720	10,749	6.7%	✓	
Net Operating Result after Allocations	487,209	424,678	62,531	12.8%		
CEO Alliance						
Creative Services						
Expenditure - Cash	270,373	222,064	48,309	17.9%	✓	Timing variance in subscriptions for Digital Asset Management Cloud Storage.
Internal Allocation	116,702	109,220	7,482	6.4%	✓	
Net Operating Result after Allocations	387,075	331,284	55,791	14.4%		

Core Services Year to Date Variances - December 2020

	YTD Budget	YTD Actuals	YTD Variance	YTD Variance %	Comments
CEO Alliance					
Digital Channels					
Expenditure - Cash	394,183	450,143	(55,960)	(14.2%)	Timing variance related to website consultancy and contractors budget to be adjusted at budget review.
Internal Allocation	115,430	107,419	8,011	6.9%	
Net Operating Result after Allocations	509,613	557,562	(47,949)	(9.4%)	
CEO Alliance					
Executive Administrative Services					
Expenditure - Cash	27,066	159,328	(132,262)	(488.7%)	Realignment of services.
Net Operating Result after Allocations	27,066	159,328	(132,262)	(488.7%)	
CEO Alliance					
Governance					
Revenue - Cash	(30)	0	(30)	(100.0%)	
Expenditure - Cash	1,153,478	770,917	382,561	33.2%	Timing variance, budget for elected members and LM office to be transferred to Executive services at the budget review.
Expenditure - non Cash	1,532	0	1,532	100.0%	
Internal Allocation	244,719	224,286	20,433	8.3%	
Net Operating Result after Allocations	1,399,699	995,203	404,496	28.9%	
CEO Alliance					
Policy Development					
Expenditure - Cash	72,053	31,301	40,752	56.6%	Vacancy
Internal Allocation	53,794	49,064	4,730	8.8%	Under allocation mainly from corporate service alliance administration.
Net Operating Result after Allocations	125,847	80,365	45,482	36.1%	
CEO Alliance					
Legal Services					
Expenditure - Cash	335,816	260,353	75,463	22.5%	Vacant position to be filled in February
Internal Recovery	(351,805)	(268,965)	(82,840)	(23.5%)	Under recovery due to vacant position.
Internal Allocation	10,573	8,628	1,945	18.4%	Mainly related to reduced recovery for council house maintenance.
Net Operating Result after Allocations	(5,416)	16	(5,432)	100.3%	
CEO Alliance					
Civic and Hospitality Services					
Expenditure - Cash	116,863	182,517	(65,654)	(56.2%)	Variance related to Council Elections, budget resides in another sub service.
Internal Recovery	0	(14,939)	14,939	0.0%	Variance related to internal catering services.
Internal Allocation	86,682	80,414	6,268	7.2%	
Net Operating Result after Allocations	203,545	247,992	(44,447)	(21.8%)	
CEO Alliance					
Citizenship					
Expenditure - Cash	85,745	30,664	55,081	64.2%	Timing variance related to Australia Day citizenship ceremonies.
Internal Allocation	42,037	40,061	1,976	4.7%	
Net Operating Result after Allocations	127,782	70,725	57,057	44.7%	
CEO Alliance					
Internal Printing Services					
Expenditure - Cash	48,298	29,398	18,900	39.1%	Timing variance for printer maintenance.

Core Services Year to Date Variances - December 2020

	YTD Budget	YTD Actuals	YTD Variance	YTD Variance %		Comments
Expenditure - non Cash	0	1,527	(1,527)	0.0%	!	
Internal Recovery	0	(24,170)	24,170	0.0%	!	Recovery for the cost of service from internal printing requests.
Internal Allocation	17,105	16,504	601	3.5%	✓	
Net Operating Result after Allocations	65,403	23,259	42,144	64.4%		
CEO Alliance						
Council Support						
Expenditure - Cash	19,105	129,187	(110,082)	(576.2%)	✗	Budget for Council Support to be addressed at the budget review, due to realignment of services.
Internal Allocation	0	70	(70)	0.0%	!	
Net Operating Result after Allocations	19,105	129,257	(110,152)	(576.6%)		
Corporate Services Alliance						
Integrated Strategic Planning						
Expenditure - Cash	195,715	101,740	93,975	48.0%	✓	Consultancy budget to be transferred to Customer Experience for combined project Strategic Community Plan and Neighbourhood Plan.
Internal Allocation	28,331	26,586	1,745	6.2%	✓	
Net Operating Result after Allocations	224,046	128,326	95,720	42.7%		
Corporate Services Alliance						
Corporate Recovery						
Expenditure - Cash	32,237	52,630	(20,393)	(63.3%)	✗	Timing variance in consultancy expenses.
Internal Allocation	22,821	21,399	1,422	6.2%	✓	
Net Operating Result after Allocations	55,058	74,029	(18,971)	(34.5%)		
Corporate Services Alliance						
Integrated Corporate Performance						
Expenditure - Cash	45,621	51,365	(5,744)	(12.6%)	✗	
Internal Allocation	15,966	15,786	180	1.1%	✓	
Net Operating Result after Allocations	61,587	67,151	(5,564)	(9.0%)		
Corporate Services Alliance						
Organisational Capability						
Expenditure - Cash	120,350	45,686	74,664	62.0%	✓	Project is to start in 2021.
Internal Allocation	10,665	10,799	(134)	(1.3%)	✗	
Net Operating Result after Allocations	131,015	56,485	74,530	56.9%		
Corporate Services Alliance						
Organisational Systems Improvement						
Expenditure - Cash	74,450	73,136	1,314	1.8%	✓	
Internal Allocation	14,218	13,680	538	3.8%	✓	
Net Operating Result after Allocations	88,668	86,816	1,852	2.1%		
Corporate Services Alliance						
Project Management Office						
Expenditure - Cash	218,930	185,060	33,870	15.5%	✓	Timing variance in staff training and staff salary due to unpaid leave taken.
Internal Allocation	166,243	161,536	4,707	2.8%	✓	
Net Operating Result after Allocations	385,173	346,596	38,577	10.0%		
Corporate Services Alliance						

Core Services Year to Date Variances - December 2020

	YTD Budget	YTD Actuals	YTD Variance	YTD Variance %		Comments
Corporate Service Alliance Admin						
Expenditure - Cash	335,816	275,478	60,338	18.0%	✓	Timing variance across stationery, catering ,printing and staff salary.
Internal Recovery	(383,373)	(310,436)	(72,937)	(19.0%)	✗	Under recovery due to timing variance across stationery, catering ,printing and staff salary.
Internal Allocation	40,057	34,958	5,099	12.7%	✓	Under allocation from council house maintenance.
Net Operating Result after Allocations	(7,500)	0	(7,500)	100.0%		
Corporate Services Alliance						
Strategic Finance						
Expenditure - Cash	825,564	818,146	7,418	0.9%	✓	
Internal Recovery	(1,020,526)	(979,406)	(41,120)	(4.0%)	✗	
Internal Allocation	183,619	161,259	22,360	12.2%	✓	Mainly related to under allocation from council house maintenance and corporate service alliance
Net Operating Result after Allocations	(11,343)	(1)	(11,342)	100.0%		
Corporate Services Alliance						
ICT Governance and Architecture						
Expenditure - Cash	310,611	249,460	61,151	19.7%	✓	Vacancy
Internal Recovery	(390,150)	(313,998)	(76,152)	(19.5%)	✗	Under recovery due to telecommunication charges and underspent staff salaries.
Internal Allocation	79,539	64,538	15,001	18.9%	✓	Under allocation from council house maintenance and corporate services administration.
Net Operating Result after Allocations	0	0	0	0.0%		
Corporate Services Alliance						
Technology Infrastructure						
Expenditure - Cash	1,537,071	1,391,726	145,345	9.5%	✓	Budget for ICT network and System Software will be transferred or reduced at mid year review
Expenditure - non Cash	421,318	369,043	52,275	12.4%	✓	Depreciation budget to be revised at mid year review
Internal Recovery	(2,013,872)	(1,804,725)	(209,147)	(10.4%)	✗	Under recovery due to timing variance in consultancy provision on network system support, security, system software and telecommunication charges.
Internal Allocation	55,483	45,172	10,311	18.6%	✓	Under allocation from corporate services alliance and council house maintenance.
Net Operating Result after Allocations	0	1,216	(1,216)	0.0%		
Corporate Services Alliance						
Technology Service and Support						
Expenditure - Cash	578,996	546,125	32,871	5.7%	✓	
Expenditure - non Cash	279,528	352,958	(73,430)	(26.3%)	✗	Depreciation budget to be revised at mid year review to include newly capitalised assets.
Internal Recovery	(908,702)	(874,315)	(34,387)	(3.8%)	✗	
Internal Allocation	50,179	40,435	9,744	19.4%	✓	Mainly related to reduced recovery for council house maintenance.
Net Operating Result after Allocations	1	65,203	(65,202)	(6,520,200.0%)		
Corporate Services Alliance						
Business Systems						
Expenditure - Cash	1,445,089	1,363,088	82,001	5.7%	✓	Timing variance consultancy provision for upgrade. Work planned to be done from Mar to June.
Expenditure - non Cash	500,468	769,205	(268,737)	(53.7%)	✗	Depreciation budget to be revised at mid year review to include newly capitalised assets.
Internal Recovery	(1,995,891)	(2,172,921)	177,030	8.9%	✓	
Internal Allocation	50,334	40,628	9,706	19.3%	✓	Under allocation from council house maintenance.
Net Operating Result after Allocations	0	0	0	0.0%		
Corporate Services Alliance						
Insight and Technology Solutions						
Expenditure - Cash	935,076	894,049	41,027	4.4%	✓	
Expenditure - non Cash	0	14,647	(14,647)	0.0%	!	

Core Services Year to Date Variances - December 2020

	YTD Budget	YTD Actuals	YTD Variance	YTD Variance %		Comments
Internal Recovery	(1,033,913)	(988,484)	(45,429)	(4.4%)	✗	
Internal Allocation	98,837	79,788	19,049	19.3%	✓	Mainly related to under recovery for council house maintenance.
Net Operating Result after Allocations	0	0	0	0.0%		
Corporate Services Alliance						
Financial Accounting						
Revenue - Cash	(123,586)	(279,782)	156,196	126.4%	✓	Timing variance, advanced payment for local road and assistance grants.
Revenue - non Cash	(175,002)	0	(175,002)	(100.0%)	✗	Timing variance sale of land at Tamala park.
Expenditure - Cash	463,478	443,614	19,864	4.3%	✓	
Expenditure - non Cash	0	(2,170)	2,170	0.0%	!	
Internal Recovery	(658,788)	(621,714)	(37,074)	(5.6%)	✗	
Internal Allocation	202,811	188,411	14,400	7.1%	✓	
Net Operating Result after Allocations	(291,087)	(271,641)	(19,446)	6.7%		
Corporate Services Alliance						
Transactional Accounting						
Expenditure - Cash	286,723	236,775	49,948	17.4%	✓	Contract settlement.
Internal Recovery	(419,056)	(360,748)	(58,308)	(13.9%)	✗	Over recovery as result of contract settlement.
Internal Allocation	132,333	123,973	8,360	6.3%	✓	
Net Operating Result after Allocations	0	0	0	0.0%		
Corporate Services Alliance						
Revenue Services						
Revenue - Cash	(100,673,352)	(101,591,867)	918,515	0.9%	✓	
Expenditure - Cash	580,912	730,587	(149,675)	(25.8%)	✗	Colonial fund reclassified as revaluation of investment in expenses
Internal Recovery	(1,865,074)	(2,133,147)	268,073	14.4%	✓	Timing variance of internal rates generation of City of Perth properties.
Internal Allocation	175,843	1,158,304	(982,461)	(558.7%)	✗	Timing variance related to internal rates commercial parking.
Net Operating Result after Allocations	(101,781,671)	(101,836,123)	54,452	(0.1%)		
Corporate Services Alliance						
Payroll						
Expenditure - Cash	196,773	176,121	20,652	10.5%	✓	Timing variance due to no utilisation of agency staff.
Internal Recovery	(212,047)	(188,534)	(23,513)	(11.1%)	✗	Under recovery due to no utilisation of agency staff.
Internal Allocation	15,274	12,413	2,861	18.7%	✓	Under allocation from corporate services admin and council house maintenance.
Net Operating Result after Allocations	0	0	0	0.0%		
Corporate Services Alliance						
Procurement						
Expenditure - Cash	435,721	424,273	11,448	2.6%	✓	
Internal Recovery	(562,866)	(541,970)	(20,896)	(3.7%)	✗	
Internal Allocation	127,145	117,697	9,448	7.4%	✓	
Net Operating Result after Allocations	0	0	0	0.0%		
Corporate Services Alliance						
Strategic HR Management						
Expenditure - Cash	446,354	345,395	100,959	22.6%	✓	Timing variance in relation to staff organisational development courses and casual staff salaries.
Internal Recovery	(522,723)	(419,371)	(103,352)	(19.8%)	✗	Under recovery due to timing variance in relation to staff organisational development courses and casual staff salaries.
Internal Allocation	90,095	73,975	16,120	17.9%	✓	Mainly timing variance in allocations from legal services, corporate services administration and facilities maintenance.
Net Operating Result after Allocations	13,726	(1)	13,727	100.0%		

Core Services Year to Date Variances - December 2020

	YTD Budget	YTD Actuals	YTD Variance	YTD Variance %		Comments
Corporate Services Alliance						
Recruitment						
Expenditure - Cash	287,626	264,347	23,279	8.1%	✓	
Internal Recovery	(306,356)	(279,580)	(26,776)	(8.7%)	✗	
Internal Allocation	18,730	15,233	3,497	18.7%	✓	Under allocation from corporate services admin and council house maintenance.
Net Operating Result after Allocations	0	0	0	0.0%		
Corporate Services Alliance						
Employee Relations						
Expenditure - Cash	388,106	211,609	176,497	45.5%	✓	Staff vacancies (2.8FTE).
Internal Recovery	(452,491)	(263,803)	(188,688)	(41.7%)	✗	Under recovery due to staff vacancies.
Internal Allocation	64,384	52,194	12,190	18.9%	✓	Mainly timing variance in allocations from legal services and fleet management.
Net Operating Result after Allocations	(1)	0	(1)	100.0%		
Corporate Services Alliance						
Occupational Health and Safety						
Expenditure - Cash	318,137	276,352	41,785	13.1%	✓	Timing variance in medical safety expense provision.
Internal Recovery	(335,718)	(289,346)	(46,372)	(13.8%)	✗	Under recovery due to timing variance in medical safety expense provision.
Internal Allocation	17,582	12,994	4,588	26.1%	✓	
Net Operating Result after Allocations	1	0	1	100.0%		
Corporate Services Alliance						
Commercial Property Management						
Revenue - Cash	(2,062,377)	(1,769,954)	(292,423)	(14.2%)	✗	Lower income due to rental vacancies, Covid relief, rent free period and market rental revaluation.
Expenditure - Cash	344,841	1,049,077	(704,236)	(204.2%)	✗	Reallocation of budget from facilities maintenance to commercial properties to be addressed at the mid year budget review.
Expenditure - non Cash	3,516,943	3,479,392	37,551	1.1%	✓	
Internal Recovery	(7,290,293)	(7,290,293)	0	0.0%	!	
Internal Allocation	1,038,158	1,207,977	(169,819)	(16.4%)	✗	Under allocation from facilities maintenance charges,
Net Operating Result after Allocations	(4,452,728)	(3,323,801)	(1,128,927)	25.4%		
Corporate Services Alliance						
Records Management						
Revenue - Cash	0	(1,154)	1,154	0.0%	!	
Expenditure - Cash	372,931	334,384	38,547	10.3%	✓	Timing variance across software application, archive rentals, postage and staff salary.
Expenditure - non Cash	434	0	434	100.0%	✓	Depreciation new asset not budgeted for.
Internal Recovery	(558,577)	(489,416)	(69,161)	(12.4%)	✗	Under recovery due to timing variance in software application, archive rentals, postage and staff salary.
Internal Allocation	181,642	156,186	25,456	14.0%	✓	Mainly timing variance in under allocations from IT and council house maintenance.
Net Operating Result after Allocations	(3,570)	0	(3,570)	100.0%		
Community Development Alliance						
Marketing						
Expenditure - Cash	332,678	350,880	(18,202)	(5.5%)	✗	
Internal Allocation	168,592	156,623	11,969	7.1%	✓	
Net Operating Result after Allocations	501,270	507,503	(6,233)	(1.2%)		
Community Development Alliance						
Community Development Alliance Admin						
Expenditure - Cash	301,857	272,621	29,236	9.7%	✓	Mainly related to under expenditure in learning and development expenses.

Core Services Year to Date Variances - December 2020

	YTD Budget	YTD Actuals	YTD Variance	YTD Variance %		Comments
Internal Recovery	(423,956)	(383,149)	(40,807)	(9.6%)	✗	Variance is related to Alliance admin recovery as result of delayed external expenditure.
Internal Allocation	122,100	110,528	11,572	9.5%	✓	
Net Operating Result after Allocations	1	0	1	100.0%		
Community Development Alliance						
Customer Relationship Management						
Revenue - Cash	(89,494)	(43,880)	(45,614)	(51.0%)	✗	Mainly related to reduced hire charges banners and settlement enquiry fees.
Expenditure - Cash	755,491	659,130	96,361	12.8%	✓	Reduced expenditure due to cancellation of banners contractor expense as result of cancellations due to Covid.
Internal Recovery	(1,045,906)	(984,193)	(61,713)	(5.9%)	✗	
Internal Allocation	400,863	364,261	36,602	9.1%	✓	
Net Operating Result after Allocations	20,954	(4,682)	25,636	122.3%		
Community Development Alliance						
Community and Stakeholder Engagement						
Expenditure - Cash	121,542	142,785	(21,243)	(17.5%)	✗	Mainly related to hosted services in which $12k is to be moved to prepayments as it relates to financial year 21/22.
Internal Allocation	55,367	51,891	3,476	6.3%	✓	
Net Operating Result after Allocations	176,909	194,676	(17,767)	(10.0%)		
Community Development Alliance						
Community Planning						
Expenditure - Cash	69,267	62,705	6,562	9.5%	✓	
Internal Allocation	66,488	59,209	7,279	10.9%	✓	Mainly related to reduced recovery for council house maintenance.
Net Operating Result after Allocations	135,755	121,914	13,841	10.2%		
Community Development Alliance						
Access and Inclusion						
Expenditure - Cash	101,093	84,007	17,086	16.9%	✓	Related to staff member returning from maternity leave at reduced hours.
Internal Allocation	58,000	54,900	3,100	5.3%	✓	
Net Operating Result after Allocations	159,093	138,907	20,186	12.7%		
Community Development Alliance						
Aboriginal Engagement and Reconciliation						
Expenditure - Cash	104,680	55,146	49,534	47.3%	✓	Related to staff vacancy Community Development Officer (advertised for recruitment in October).
Internal Allocation	41,992	40,455	1,537	3.7%	✓	
Net Operating Result after Allocations	146,672	95,601	51,071	34.8%		
Community Development Alliance						
Community Facilities						
Revenue - Cash	(102,000)	(55,795)	(46,205)	(45.3%)	✗	Reduced revenue due to temporary closure Perth Town Hall as a result of Covid and re-opening at reduced capacity.
Revenue - non Cash	(1,425)	0	(1,425)	(100.0%)	✗	Timing variance estimated profit on disposal elevating platform.
Expenditure - Cash	231,574	166,294	65,280	28.2%	✓	Temporary closure Perth Town Hall due to Covid and re-opening at reduced capacity & savings in casual staff salaries.
Expenditure - non Cash	130,418	129,435	983	0.8%	✓	
Internal Allocation	193,331	179,099	14,232	7.4%	✓	
Net Operating Result after Allocations	451,898	419,033	32,865	7.3%		
Community Development Alliance						
Children's Services						
Revenue - Cash	(750,000)	(586,810)	(163,190)	(21.8%)	✗	Free child care initiative as part of City's Covid response and fewer child care enrolments to date.

Core Services Year to Date Variances - December 2020

	YTD Budget	YTD Actuals	YTD Variance	YTD Variance %		Comments
Expenditure - Cash	840,441	711,748	128,693	15.3%	✓	Timing variance mainly related to timing of rental/outgoings expense, which is invoiced yearly. There has also been no year to date expenditure for agency staff as there are fewer child care enrolments and staff have been utilising annual leave paid from provision.
Expenditure - non Cash	1,400	16,461	(15,061)	(1,075.8%)	✗	Variance mainly related to review of asset use/ownership by sub services following the implementation of new chart of accounts.
Internal Allocation	230,070	260,560	(30,490)	(13.3%)	✗	Mainly higher than budgeted recovery by facilities maintenance.
Net Operating Result after Allocations	321,911	401,959	(80,048)	(24.9%)		
Community Development Alliance						
Seniors Services						
Revenue - Cash	(240,000)	(214,454)	(25,546)	(10.6%)	✗	Temporary closure Community Centre due to Covid and re-opened at reduced capacity.
Expenditure - Cash	513,298	506,834	6,464	1.3%	✓	
Expenditure - non Cash	118,902	31,915	86,987	73.2%	✓	Variance mainly related to review of asset use/ ownership by sub services following the implementation of new chart of accounts
Internal Allocation	122,466	150,354	(27,888)	(22.8%)	✗	Mainly higher than budgeted recovery by facilities maintenance.
Net Operating Result after Allocations	514,666	474,649	40,017	7.8%		
Community Development Alliance						
Visitor Services						
Revenue - Cash	(60,000)	(44,827)	(15,173)	(25.3%)	✗	Reduced income as result of temporary closure during Covid and re-opening of Rest Centre at reduced capacity.
Expenditure - Cash	519,519	471,860	47,659	9.2%	✓	
Expenditure - non Cash	26,558	11,432	15,126	57.0%	✓	Variance mainly related to review of asset use/ownership by sub services following the implementation of new chart of accounts.
Internal Allocation	139,288	171,321	(32,033)	(23.0%)	✗	Mainly higher than budgeted recovery by facilities maintenance.
Net Operating Result after Allocations	625,365	609,786	15,579	2.5%		
Community Development Alliance						
Community Support						
Expenditure - Cash	45,802	15,529	30,273	66.1%	✓	Variance is related to timing of community enhancement grants submissions in December and April, as well as learning and development expenses.
Internal Allocation	19,504	18,930	574	2.9%	✓	
Net Operating Result after Allocations	65,306	34,459	30,847	47.2%		
Community Development Alliance						
Volunteer Services						
Expenditure - Cash	11,645	11,109	536	4.6%	✓	
Internal Allocation	22,522	21,652	870	3.9%	✓	
Net Operating Result after Allocations	34,167	32,761	1,406	4.1%		
Community Development Alliance						
Homelessness Response						
Expenditure - Cash	190,490	201,835	(11,345)	(6.0%)	✗	
Internal Allocation	92,069	87,515	4,554	4.9%	✓	
Net Operating Result after Allocations	282,559	289,350	(6,791)	(2.4%)		
Community Development Alliance						
LMDRF Coordination						
Expenditure - Cash	9,267	8,652	615	6.6%	✓	
Internal Allocation	8,323	8,435	(112)	(1.3%)	✗	
Net Operating Result after Allocations	17,590	17,087	503	2.9%		
Community Development Alliance						
Life long Learning and Development						

Core Services Year to Date Variances - December 2020

	YTD Budget	YTD Actuals	YTD Variance	YTD Variance %		Comments
Revenue - Cash	(79,028)	(167,043)	88,015	111.4%	✓	Mainly relating to insurance payout $134K for damaged glass panel. This is partially offset by reduced income for the library as result of Covid.
Expenditure - Cash	1,840,955	1,821,544	19,411	1.1%	✓	
Expenditure - non Cash	540,408	589,939	(49,531)	(9.2%)	✗	
Internal Recovery	0	(1,382)	1,382	0.0%	!	
Internal Allocation	537,756	506,134	31,622	5.9%	✓	
Net Operating Result after Allocations	2,840,091	2,749,192	90,899	3.2%		
Community Development Alliance						
Cultural Development						
Expenditure - Cash	213,892	119,802	94,090	44.0%	✓	Timing variance related to Northbridge screen curation and cultural exchange programs postponed due to Covid.
Internal Allocation	99,373	88,321	11,052	11.1%	✓	Mainly related to reduced recovery for council house maintenance.
Net Operating Result after Allocations	313,265	208,123	105,142	33.6%		
Community Development Alliance						
Cultural Collections Management						
Revenue - Cash	0	(18)	18	0.0%	!	
Expenditure - Cash	420,538	351,693	68,845	16.4%	✓	Timing variance related to collection management of conservation art and displays.
Internal Allocation	126,261	116,155	10,106	8.0%	✓	
Net Operating Result after Allocations	546,799	467,830	78,969	14.4%		
Community Development Alliance						
Cultural Heritage Management						
Expenditure - Cash	222,354	196,451	25,903	11.6%	✓	Timing variance related to contractor expenses for condition assessment and reporting services.
Internal Allocation	72,366	68,436	3,930	5.4%	✓	
Net Operating Result after Allocations	294,720	264,887	29,833	10.1%		
Community Development Alliance						
Heritage Policy						
Expenditure - Cash	134,534	130,537	3,997	3.0%	✓	
Internal Allocation	48,946	47,714	1,232	2.5%	✓	
Net Operating Result after Allocations	183,480	178,251	5,229	2.8%		
Community Development Alliance						
Place Activation						
Expenditure - Cash	220,763	272,566	(51,803)	(23.5%)	✗	Mainly related to staff movements. Increased staff resources as result of additional planned activities.
Internal Allocation	104,417	97,783	6,634	6.4%	✓	
Net Operating Result after Allocations	325,180	370,349	(45,169)	(13.9%)		
Community Development Alliance						
Events Management						
Expenditure - Cash	267,696	282,613	(14,917)	(5.6%)	✗	
Internal Allocation	139,625	130,885	8,740	6.3%	✓	
Net Operating Result after Allocations	407,321	413,498	(6,177)	(1.5%)		
Community Development Alliance						
Sponsorships Grants and Donations						
Expenditure - Cash	196,082	186,308	9,774	5.0%	✓	

Core Services Year to Date Variances - December 2020

	YTD Budget	YTD Actuals	YTD Variance	YTD Variance %		Comments
Internal Allocation	116,377	107,845	8,532	7.3%	✓	
Net Operating Result after Allocations	312,459	294,153	18,306	5.9%		
Community Development Alliance						
Ranger Services						
Revenue - Cash	(44,300)	(55,238)	10,938	24.7%	✓	Favourable variance relates to the timing income from auction of impounded vehicles.
Expenditure - Cash	862,801	909,358	(46,557)	(5.4%)	✗	Mainly relating to hiring contracted staff due to staff vacancies.
Expenditure - non Cash	17,190	8,372	8,818	51.3%	✓	Variance mainly related to review of asset use/ownership by sub services following the implementation of new chart of accounts.
Internal Allocation	353,094	409,468	(56,374)	(16.0%)	✗	Mainly relating to internal mileage allocations from fleet. Typo when staff transposed mileage, to be adjusted.
Net Operating Result after Allocations	1,188,785	1,271,960	(83,175)	(7.0%)		
Community Development Alliance						
Surveillance Services						
Revenue - Cash	(4,800)	(6,114)	1,314	27.4%	✓	Reduced revenue video footage fees and CCTV monitoring at events (mostly related to lower volume of events as result of Covid), this has been offset due to insurance claim (Pole-Murray Street cross King Street).
Expenditure - Cash	1,194,476	1,093,386	101,090	8.5%	✓	Lower CCTV maintenance requirements and more work is being done internally.
Expenditure - non Cash	319,957	361,137	(41,180)	(12.9%)	✗	Variance mainly related to review of asset use/ownership by sub services following the implementation of new chart of accounts.
Internal Allocation	409,604	368,340	41,264	10.1%	✓	Mainly relating to internal mileage allocations from fleet and allocations from Technology Infrastructure.
Net Operating Result after Allocations	1,919,237	1,816,749	102,488	5.3%		
Community Development Alliance						
Community Safety						
Revenue - Cash	(12,375)	0	(12,375)	(100.0%)	✗	City youth grant received in October, income receipt to be recognised at completion of project.
Expenditure - Cash	127,405	106,004	21,401	16.8%	✓	City youth grant paid in October (although budgeted earlier in the year, thus causing a timing variance). Employee costs are lower than budget due to annual leave utilisation paid from provision.
Internal Allocation	33,808	32,680	1,128	3.3%	✓	
Net Operating Result after Allocations	148,838	138,684	10,154	6.8%		
Community Development Alliance						
Emergency Management						
Expenditure - Cash	77,550	67,393	10,157	13.1%	✓	Variance mainly related to lower traffic management expenses as a result of lower event activity.
Internal Allocation	21,274	21,255	19	0.1%	✓	
Net Operating Result after Allocations	98,824	88,648	10,176	10.3%		
Community Development Alliance						
Obstruction Approvals						
Revenue - Cash	(154,998)	(127,875)	(27,123)	(17.5%)	✗	Applications are down compared to previous years as result of Covid.
Expenditure - Cash	180,856	167,120	13,736	7.6%	✓	
Internal Allocation	159,172	147,644	11,528	7.2%	✓	
Net Operating Result after Allocations	185,030	186,889	(1,859)	(1.0%)		
Community Development Alliance						
Event Approvals						
Revenue - Cash	(73,263)	(124,006)	50,743	69.3%	✓	Higher than anticipated hire charges reserves.
Expenditure - Cash	327,195	293,377	33,818	10.3%	✓	Mainly related to a staff secondment to another area and long service leave and annual leave utilisation.
Internal Allocation	146,914	136,271	10,643	7.2%	✓	
Net Operating Result after Allocations	400,846	305,642	95,204	23.8%		
Community Development Alliance						

Core Services Year to Date Variances - December 2020

	YTD Budget	YTD Actuals	YTD Variance	YTD Variance %		Comments
Activity Approvals Compliance						
Revenue - Cash	0	238	(238)	0.0%	!	
Expenditure - Cash	172,996	145,103	27,893	16.1%	✓	Employee costs are lower than budget due to annual leave utilisation paid from provision.
Expenditure - non Cash	3,762	0	3,762	100.0%	✓	Variance mainly related to review of asset use/ ownership by sub services following the implementation of new chart of accounts. This will be addressed at budget review.
Internal Allocation	55,324	53,233	2,091	3.8%	✓	
Net Operating Result after Allocations	232,082	198,574	33,508	14.4%		
Community Development Alliance						
Health Approvals						
Revenue - Cash	(527,400)	(74,150)	(453,250)	(85.9%)	✗	Delays in annual invoicing for eating and lodging house licences as well as food premises inspections.
Expenditure - Cash	459,669	385,914	73,755	16.0%	✓	Staff vacancies and annual leave utilisation paid from provision.
Internal Allocation	210,479	200,199	10,280	4.9%	✓	
Net Operating Result after Allocations	142,748	511,963	(369,215)	(258.6%)		
Community Development Alliance						
Health Monitoring and Compliance						
Revenue - Cash	(48,000)	(6,258)	(41,742)	(87.0%)	✗	Timing variance swimming pool registration and inspection fees.
Expenditure - Cash	695,053	512,400	182,653	26.3%	✓	Mainly related to contractor expenses for premises inspections to (be addressed at budget review) and lower employee costs due to annual leave utilisation paid from provision.
Expenditure - non Cash	0	4,160	(4,160)	0.0%	!	
Internal Allocation	188,958	179,978	8,980	4.8%	✓	
Net Operating Result after Allocations	836,011	690,280	145,731	17.4%		
Planning and Economic Development Alliance						
Planning and Economic Dev Alliance Admin						
Expenditure - Cash	273,619	300,702	(27,083)	(9.9%)	✗	Unanticipated consultancy costs relating to the Alliance review. This increase has been addressed at budget review as a project expense.
Internal Recovery	(395,832)	(415,440)	19,608	5.0%	✓	
Internal Allocation	122,213	114,738	7,475	6.1%	✓	
Net Operating Result after Allocations	0	0	0	0.0%		
Planning and Economic Development Alliance						
City Design Studio						
Expenditure - Cash	135,359	108,790	26,569	19.6%	✓	Staff vacancy.
Internal Allocation	91,314	86,793	4,521	5.0%	✓	
Net Operating Result after Allocations	226,673	195,583	31,090	13.7%		
Planning and Economic Development Alliance						
Urban Strategy and Policy						
Expenditure - Cash	308,241	203,515	104,726	34.0%	✓	Staff vacancies and long service/annual leave utilisation.
Internal Allocation	153,041	139,546	13,495	8.8%	✓	Mainly related to reduced recovery for council house maintenance.
Net Operating Result after Allocations	461,282	343,061	118,221	25.6%		
Planning and Economic Development Alliance						
Planning Schemes and Planning Policy						
Expenditure - Cash	283,233	256,070	27,163	9.6%	✓	Staff vacancies.
Internal Allocation	92,020	89,059	2,961	3.2%	✓	
Net Operating Result after Allocations	375,253	345,129	30,124	8.0%		

Core Services Year to Date Variances - December 2020

	YTD Budget	YTD Actuals	YTD Variance	YTD Variance %		Comments
Planning and Economic Development Alliance						
Neighbourhood Planning and Renewal						
Expenditure - Cash	323,883	212,916	110,967	34.3%	✓	Staff vacancies and long service/annual leave utilisation.
Internal Allocation	111,501	107,870	3,631	3.3%	✓	
Net Operating Result after Allocations	435,384	320,786	114,598	26.3%		
Planning and Economic Development Alliance						
Heritage Planning						
Expenditure - Cash	40,863	36,653	4,210	10.3%	✓	
Internal Allocation	34,604	33,359	1,245	3.6%	✓	
Net Operating Result after Allocations	75,467	70,012	5,455	7.2%		
Planning and Economic Development Alliance						
City Research						
Expenditure - Cash	142,858	77,093	65,765	46.0%	✓	Staff vacancy and long service leave.
Internal Allocation	60,450	58,541	1,909	3.2%	✓	
Net Operating Result after Allocations	203,308	135,634	67,674	33.3%		
Planning and Economic Development Alliance						
Development Assessment						
Revenue - Cash	(169,998)	(148,879)	(21,119)	(12.4%)	✗	Subdued market conditions and continuing waiver of fees until December as part of the City's Covid response.
Expenditure - Cash	488,064	425,340	62,724	12.9%	✓	Staff vacancies.
Internal Allocation	298,771	280,365	18,406	6.2%	✓	
Net Operating Result after Allocations	616,837	556,826	60,011	9.7%		
Planning and Economic Development Alliance						
Development Compliance						
Expenditure - Cash	145,687	131,578	14,109	9.7%	✓	Staff vacancies as well as underutilised learning and development budget.
Internal Allocation	80,827	76,036	4,791	5.9%	✓	
Net Operating Result after Allocations	226,514	207,614	18,900	8.3%		
Planning and Economic Development Alliance						
Building Approvals						
Revenue - Cash	(330,120)	(254,646)	(75,474)	(22.9%)	✗	Building applications lower than expected due to Covid, conditions are improving.
Expenditure - Cash	449,959	360,705	89,254	19.8%	✓	Staff vacancy Principal Building Surveyor until mid- December.
Internal Allocation	230,282	220,248	10,034	4.4%	✓	
Net Operating Result after Allocations	350,121	326,307	23,814	6.8%		
Planning and Economic Development Alliance						
Building Compliance						
Expenditure - Cash	173,424	150,119	23,305	13.4%	✓	Staff vacancy Principal Building Surveyor until mid- December.
Internal Allocation	97,699	90,184	7,515	7.7%	✓	
Net Operating Result after Allocations	271,123	240,303	30,820	11.4%		
Planning and Economic Development Alliance						
Public Realm Concept Design						
Expenditure - Cash	908,229	801,800	106,429	11.7%	✓	Staff vacancies.
Internal Recovery	(20,000)	(590)	(19,410)	(97.1%)	✗	Timing of internal staff allocation to capital projects.

Core Services Year to Date Variances - December 2020

	YTD Budget	YTD Actuals	YTD Variance	YTD Variance %		Comments
Internal Allocation	373,518	355,882	17,636	4.7%	✓	
Net Operating Result after Allocations	1,261,747	1,157,092	104,655	8.3%		
Planning and Economic Development Alliance						
Transport Planning						
Expenditure - Cash	452,783	361,679	91,104	20.1%	✓	Timing variance related to transport modelling service not requiring consulting expenditure to date.
Expenditure - non Cash	1,502	1,501	1	0.1%	✓	
Internal Allocation	229,224	216,549	12,675	5.5%	✓	
Net Operating Result after Allocations	683,509	579,729	103,780	15.2%		
Planning and Economic Development Alliance						
Traffic Management Approvals						
Expenditure - Cash	36,728	34,899	1,829	5.0%	✓	
Internal Allocation	60,999	58,995	2,004	3.3%	✓	
Net Operating Result after Allocations	97,727	93,894	3,833	3.9%		
Planning and Economic Development Alliance						
Sector Development						
Expenditure - Cash	395,183	301,568	93,615	23.7%	✓	Timing variance related to Sector Development tender completed in August. $50K awarded in September and work has commenced.
Internal Allocation	135,270	125,142	10,128	7.5%	✓	
Net Operating Result after Allocations	530,453	426,710	103,743	19.6%		
Planning and Economic Development Alliance						
Investment and Attraction						
Expenditure - Cash	131,139	114,164	16,975	12.9%	✓	Staff vacancy.
Internal Recovery	(41,216)	0	(41,216)	(100.0%)	✗	No capital recovery of staff time allocated to smart cities projects to date.
Internal Allocation	47,371	46,005	1,366	2.9%	✓	
Net Operating Result after Allocations	137,294	160,169	(22,875)	(16.7%)		
Planning and Economic Development Alliance						
Economic Modelling and Analysis						
Expenditure - Cash	172,457	122,969	49,488	28.7%	✓	$19k related to staff vacancy and $28k related to subscription expenses.
Internal Allocation	87,563	77,828	9,735	11.1%	✓	
Net Operating Result after Allocations	260,020	200,797	59,223	22.8%		
Planning and Economic Development Alliance						
Business Support						
Expenditure - Cash	196,466	192,099	4,367	2.2%	✓	
Internal Allocation	83,147	80,455	2,692	3.2%	✓	
Net Operating Result after Allocations	279,613	272,554	7,059	2.5%		
Planning and Economic Development Alliance						
International Engagement						
Expenditure - Cash	202,522	213,558	(11,036)	(5.4%)	✗	
Internal Allocation	69,773	66,652	3,121	4.5%	✓	
Net Operating Result after Allocations	272,295	280,210	(7,915)	(2.9%)		

Infrastructure and Operations Alliance

Core Services Year to Date Variances - December 2020

	YTD Budget	YTD Actuals	YTD Variance	YTD Variance %		Comments
Infrastructure Design						
Expenditure - Cash	405,913	404,489	1,424	0.4%	✓	
Internal Recovery	0	(45,714)	45,714	0.0%	!	Unbudgeted recovery of staff timesheets posted to capital projects.
Internal Allocation	115,948	105,382	10,566	9.1%	✓	Mainly related to reduced recovery council house maintenance.
Net Operating Result after Allocations	521,861	464,157	57,704	11.1%		
Infrastructure and Operations Alliance Building Design						
Expenditure - Cash	11,847	11,161	686	5.8%	✓	
Internal Allocation	21,715	20,333	1,382	6.4%	✓	
Net Operating Result after Allocations	33,562	31,494	2,068	6.2%		
Infrastructure and Operations Alliance Infrastructure and Ops Alliance Admin						
Expenditure - Cash	325,256	291,560	33,696	10.4%	✓	Savings ad timing variance across printing, stationary, travel and staff training.
Internal Recovery	(472,562)	(424,374)	(48,188)	(10.2%)	✗	Reduced recovery due to reduced cash expenditure as noted above.
Internal Allocation	147,307	132,833	14,474	9.8%	✓	Mainly related to reduced recovery council house maintenance.
Net Operating Result after Allocations	1	19	(18)	(1,800.0%)		
Infrastructure and Operations Alliance Strategic Asset Planning						
Expenditure - Cash	427,324	324,622	102,702	24.0%	✓	$74k related to staff vacancy and the remaining variance related to timing of consultancy fees.
Internal Allocation	224,246	216,587	7,659	3.4%	✓	
Net Operating Result after Allocations	651,570	541,209	110,361	16.9%		
Infrastructure and Operations Alliance Asset Performance Management						
Expenditure - Cash	126,484	109,856	16,628	13.1%	✓	Staff vacancy.
Internal Allocation	68,115	66,605	1,510	2.2%	✓	
Net Operating Result after Allocations	194,599	176,461	18,138	9.3%		
Infrastructure and Operations Alliance Infrastructure Maintenance						
Revenue - Cash	(51,500)	(118,314)	66,814	129.7%	✓	MRRG direct grant for road maintenance received as lump sum in Dec 2020.
Expenditure - Cash	1,660,823	1,049,398	611,425	36.8%	✓	$164k related to staff vacancies and remaining variance related to timing of planned works including river wall, drainage cleaning and asset investigations.
Expenditure - non Cash	6,633,807	7,006,664	(372,857)	(5.6%)	✗	Variance mainly related to review of asset use/ownership by sub services following the implementation of new chart of accounts.
Internal Recovery	(506,284)	(479,852)	(26,432)	(5.2%)	✗	Lower than anticipated recovery of staff time.
Internal Allocation	1,049,099	963,126	85,973	8.2%	✓	Lower than anticipated allocation of staff time.
Net Operating Result after Allocations	8,785,945	8,421,022	364,923	4.2%		
Infrastructure and Operations Alliance Facility Maintenance						
Revenue - Cash	0	(2,048)	2,048	0.0%	!	
Expenditure - Cash	4,632,074	3,263,008	1,369,066	29.6%	✓	Resource capacity issues for planned and reactive maintenance and invoice delays make up $665k of the variance. $679k relates to a pending transfer of budget expenses to commercial property at budget review.
Expenditure - non Cash	1,962,158	1,708,990	253,168	12.9%	✓	Variance mainly related to review of asset use/ownership by sub services following the implementation of new chart of accounts.

Core Services Year to Date Variances - December 2020

	YTD Budget	YTD Actuals	YTD Variance	YTD Variance %		Comments
Internal Recovery	(4,479,912)	(3,959,600)	(520,312)	(11.6%)	✗	Reduced recovery due to reduced cash expenditure as noted above.
Internal Allocation	293,892	289,358	4,534	1.5%	✓	
Net Operating Result after Allocations	2,408,212	1,299,708	1,108,504	46.0%		
Infrastructure and Operations Alliance						
Electrical Maintenance						
Revenue - Cash	0	(228)	228	0.0%	!	
Expenditure - Cash	933,997	804,038	129,959	13.9%	✓	Staff vacancies.
Expenditure - non Cash	731,857	949,699	(217,842)	(29.8%)	✗	Variance mainly related to review of asset use/ownership by sub services following the implementation of new chart of accounts.
Internal Allocation	121,159	122,192	(1,033)	(0.9%)	✗	
Net Operating Result after Allocations	1,787,013	1,875,701	(88,688)	(5.0%)		
Infrastructure and Operations Alliance						
Public Furniture Maintenance						
Revenue - Cash	(25,000)	(5,000)	(20,000)	(80.0%)	✗	Timing variance in contribution expected in March.
Expenditure - Cash	414,017	318,976	95,041	23.0%	✓	Staff vacancy.
Expenditure - non Cash	496,520	586,541	(90,021)	(18.1%)	✗	Variance mainly related to review of asset use/ownership by sub services following the implementation of new chart of accounts.
Internal Recovery	(212,648)	(156,505)	(56,143)	(26.4%)	✗	Lower than anticipated recovery of staff time.
Internal Allocation	370,627	156,154	214,473	57.9%	✓	Lower than anticipated allocation of staff time and fleet management allocation.
Net Operating Result after Allocations	1,043,516	900,166	143,350	13.7%		
Infrastructure and Operations Alliance						
Major Project Delivery						
Expenditure - Cash	895,118	732,557	162,561	18.2%	✓	Staff vacancies and no year to date interest expense allocations.
Internal Recovery	(346,567)	(87,055)	(259,512)	(74.9%)	✗	Lower than anticipated recovery of staff time against capital projects.
Internal Allocation	430,862	394,811	36,051	8.4%	✓	Mainly timing variance related to allocations for council house maintenance and legal services allocations.
Net Operating Result after Allocations	979,413	1,040,313	(60,900)	(6.2%)		
Infrastructure and Operations Alliance						
Parks Planning						
Revenue - Cash	(196,015)	(186,826)	(9,189)	(4.7%)	✗	
Expenditure - Cash	258,735	237,874	20,861	8.1%	✓	Staff vacancy
Internal Allocation	147,120	134,048	13,072	8.9%	✓	Mainly reduced recovery for timing expenses council house.
Net Operating Result after Allocations	209,840	185,096	24,744	11.8%		
Infrastructure and Operations Alliance						
Parks and Reserves Maintenance						
Revenue - Cash	0	(4,362)	4,362	0.0%	!	
Expenditure - Cash	3,967,343	3,242,214	725,129	18.3%	✓	$220k related to staff vacancies, $416k related to timing of contractor expenses particularly for watering & ground/bed maintenance, $88k related to water & power savings due to electricity supply agreement.
Expenditure - non Cash	554,282	512,796	41,486	7.5%	✓	Variance mainly related to review of asset use/ownership by sub services following the implementation of new chart of accounts.
Internal Recovery	(2,235,149)	(2,327,116)	91,967	4.1%	✓	Lower parks operator vacancies and leave taken over December
Internal Allocation	3,069,922	3,123,929	(54,007)	(1.8%)	✗	Lower parks operator vacancies and leave taken over December
Net Operating Result after Allocations	5,356,398	4,547,461	808,937	15.1%		
Infrastructure and Operations Alliance						
Fleet Acquisition and Management						
Revenue - Cash	(41,000)	(48,347)	7,347	17.9%	✓	Higher fuel tax credit revenue.
Revenue - non Cash	0	(93,938)	93,938	0.0%	!	Unbudgeted profit on disposal of fleet and plant assets.

Core Services Year to Date Variances - December 2020

	YTD Budget	YTD Actuals	YTD Variance	YTD Variance %		Comments
Expenditure - Cash	869,539	652,913	216,626	24.9%	✓	$103k timing variance in fleet & plant maintenance. $60k saving fuel due to hybrid vehicle use, $15k savings on management costs for reduced amount of fleet, $17k Insurance savings due to receipt of driver rebate, $16k staff vacancy.
Expenditure - non Cash	662,389	836,203	(173,814)	(26.2%)	✗	Variance mainly related to review of asset use/ownership by sub services following the implementation of new chart of accounts.
Internal Recovery	(1,698,004)	(1,787,222)	89,218	5.3%	✓	Higher than anticipated recovery of staff & fleet time.
Internal Allocation	61,924	59,842	2,082	3.4%	✓	
Net Operating Result after Allocations	(145,152)	(380,549)	235,397	(162.2%)		
Infrastructure and Operations Alliance						
Depot Workshop Operations						
Expenditure - Cash	301,589	228,686	72,903	24.2%	✓	$40k underutilisation of agency staff and $33k variance related to rates and taxes, contractors and power (mostly due to timing and invoices to be processed).
Expenditure - non Cash	116,390	101,690	14,700	12.6%	✓	Variance mainly related to review of asset use/ownership by sub services following the implementation of new chart of accounts.
Internal Recovery	(224,816)	(150,424)	(74,392)	(33.1%)	✗	Under recovery due to lower than budgeted cash expenditure as noted above.
Internal Allocation	123,422	119,539	3,883	3.1%	✓	
Net Operating Result after Allocations	316,585	299,491	17,094	5.4%		
Infrastructure and Operations Alliance						
Mechanical Services						
Expenditure - Cash	423,043	344,852	78,191	18.5%	✓	$31k related to timing variance contractors and consultants and the remaining variance are savings in employee expenses due to vacancies.
Internal Recovery	(352,883)	(257,013)	(95,870)	(27.2%)	✗	Lower recovery of staff time due to vacancies.
Internal Allocation	476,195	364,478	111,717	23.5%	✓	Lower allocation of staff time due to vacancy and underutilisation of agency staff.
Net Operating Result after Allocations	546,355	452,317	94,038	17.2%		
Infrastructure and Operations Alliance						
Waste Business Development						
Revenue - Cash	(400)	(400)	0	0.0%	!	
Expenditure - Cash	431,806	297,063	134,743	31.2%	✓	Staff vacancies and savings in advertising expenses.
Internal Allocation	133,128	119,808	13,320	10.0%	✓	Mainly reduced fleet allocations due to lower usage of the pool car
Net Operating Result after Allocations	564,534	416,471	148,063	26.2%		
Infrastructure and Operations Alliance						
Waste Collection						
Revenue - Cash	(9,674,583)	(9,695,408)	20,825	0.2%	✓	Higher than budgeted container deposit returns & increased servicing for hotels with quarantined guests.
Expenditure - Cash	4,015,737	3,230,648	785,089	19.6%	✓	$394k timing variance related to delay Container Deposit scheme due to Coved. 5 vacant positions recently filled in December.
Internal Recovery	(1,291,022)	(1,456,209)	165,187	12.8%	✓	$48k timing variance internal rubbish collection rates recovery and $116k is a result of additional labour allocations due to lower than anticipated leave over Christmas break.
Internal Allocation	2,263,867	2,475,218	(211,351)	(9.3%)	✗	Additional labour allocations due to lower than anticipated leave over Christmas break.
Net Operating Result after Allocations	(4,686,001)	(5,445,751)	759,750	(16.2%)		
Infrastructure and Operations Alliance						
Street Cleaning						
Revenue - Cash	(17,767)	(12,932)	(4,835)	(27.2%)	✗	
Expenditure - Cash	1,542,020	1,398,353	143,667	9.3%	✓	Staff vacancy $19k, no year to date utilisation of agency staff $63k and $26k savings in overtime. $40k timing variance contractor expenses.
Internal Recovery	(1,720,521)	(1,634,750)	(85,771)	(5.0%)	✗	Lower than anticipated recovery of staff time.
Internal Allocation	2,662,342	2,291,981	370,361	13.9%	✓	Timing variance allocations of staff and fleet costs.
Net Operating Result after Allocations	2,466,074	2,042,652	423,422	17.2%		

Core Services Year to Date Variances - December 2020

	YTD Budget	YTD Actuals	YTD Variance	YTD Variance %		Comments
Infrastructure and Operations Alliance						
Graffiti Management						
Expenditure - Cash	168,205	159,461	8,744	5.2%	✓	
Internal Recovery	(190,975)	(241,325)	50,350	26.4%	✓	Higher than anticipated recovery of staff time.
Internal Allocation	277,030	330,197	(53,167)	(19.2%)	✗	Higher than anticipated allocation of staff time.
Net Operating Result after Allocations	254,260	248,333	5,927	2.3%		
Infrastructure and Operations Alliance						
Parking Business Development						
Expenditure - Cash	88,990	66,638	22,352	25.1%	✓	Staff vacancy.
Internal Recovery	(218,196)	(183,500)	(34,696)	(15.9%)	✗	Reduced recovery within parking as result of staff vacancy.
Internal Allocation	129,206	116,862	12,344	9.6%	✓	Mainly related to reduced recovery for council house maintenance.
Net Operating Result after Allocations	0	0	0	0.0%		
Infrastructure and Operations Alliance						
Commercial Accounting						
Revenue - Cash	0	(2,445)	2,445	0.0%	!	
Expenditure - Cash	296,137	252,064	44,073	14.9%	✓	Staff vacancy.
Internal Recovery	(441,450)	(387,607)	(53,843)	(12.2%)	✗	Reduced recovery as result of staff vacancy and reduced internal allocations.
Internal Allocation	145,313	137,988	7,325	5.0%	✓	
Net Operating Result after Allocations	0	0	0	0.0%		
Infrastructure and Operations Alliance						
Off Street Parking						
Revenue - Cash	(17,785,208)	(22,288,465)	4,503,257	25.3%	✓	Easing of Covid restrictions has resulted in higher revenue than anticipated. The increased revenue will be reflected in budget review.
Expenditure - Cash	9,501,845	9,066,507	435,338	4.6%	✓	
Expenditure - non Cash	990,368	805,599	184,769	18.7%	✓	Variance mainly related to review of asset use/ownership by sub services following the implementation of new chart of accounts. To be addressed in budget review.
Internal Recovery	(2,151,071)	(2,174,070)	22,999	1.1%	✓	
Internal Allocation	13,829,347	13,345,054	484,293	3.5%	✓	
Net Operating Result after Allocations	4,385,281	(1,245,375)	5,630,656	128.4%		
Infrastructure and Operations Alliance						
On Street Parking						
Revenue - Cash	(6,782,391)	(7,152,064)	369,673	5.5%	✓	
Expenditure - Cash	3,416,006	3,344,733	71,273	2.1%	✓	
Expenditure - non Cash	236,200	102,080	134,120	56.8%	✓	Variance mainly related to review of asset use/ownership by sub services following the implementation of new chart of accounts. To be addressed in budget review.
Internal Recovery	(205,315)	67,548	(272,863)	(132.9%)	✗	The actual revenue within parking is greater than expenses and allocations for the month.
Internal Allocation	1,263,358	168,510	1,094,848	86.7%	✓	Reduced allocations from within parking due to lower than budgeted cash expenses.
Net Operating Result after Allocations	(2,072,142)	(3,469,193)	1,397,051	(67.4%)		
Infrastructure and Operations Alliance						
Parking Compliance						
Revenue - Cash	(4,234,188)	(4,983,522)	749,334	17.7%	✓	Increased infringement numbers compared to budget as well as reduced appeals (with new body worn cameras playing a role in the latter). Increased revenue will be reflected in budget review.
Expenditure - Cash	3,431,745	3,323,820	107,925	3.1%	✓	
Expenditure - non Cash	42,000	0	42,000	100.0%	✓	Variance mainly related to some assets' depreciation budgeted in Parking Technical support and actuals allocated to Compliance. To be addressed at budget review.
Internal Recovery	(139,777)	739,988	(879,765)	(629.4%)	✗	The actual revenue is greater than expenses and allocations for the month.
Internal Allocation	900,220	919,714	(19,494)	(2.2%)	✗	

Core Services Year to Date Variances - December 2020

	YTD Budget	YTD Actuals	YTD Variance	YTD Variance %		Comments
Net Operating Result after Allocations	0	0	0	0.0%		
Infrastructure and Operations Alliance						
Parking Technical Support						
Expenditure - Cash	735,954	641,268	94,686	12.9%		Staff vacancy at the start of the year and utilisation of leave through provision.
Expenditure - non Cash	1,330	65,405	(64,075)	(4,817.7%)		Variance mainly related to review of asset use/ownership by sub services following the implementation of new chart of accounts. To be addressed in budget review.
Internal Recovery	(993,698)	(979,483)	(14,215)	(1.4%)		
Internal Allocation	256,414	272,810	(16,396)	(6.4%)		
Net Operating Result after Allocations	0	0	0	0.0%		

Operating & Capital Projects Year to Date Variances - December 2020

	Annual Budget	YTD Budget	YTD Actuals	YTD Variance	YTD Variance %	Comments
CEO Alliance						
Capital Projects						
Perth City Kids App	80,000	0	0	0	0.0%	
Website Phase Three	355,000	175,000	120,291	54,709	31.3%	Website Development procurement plan closed in December and works expected to commence in February.
Website Phase Two	50,000	50,000	34,168	15,832	31.7%	Project at closing stage.
Subtotal - Capital Projects	485,000	225,000	154,459	70,541	31.4%	
Operating Projects						
City of Perth Inquiry	3,500,000	0	0	0	0.0%	
Council Elections and Lord Mayor Election	100,000	87,500	107,682	(20,182)	(23.1%)	Timing variance and full budget in Governance.
Customer Perception Survey	15,000	7,500	0	7,500	100.0%	Community Scorecard 2020 purchase order has been raised and is now pending invoicing.
End of Year Event	0	0	6,760	(6,760)	0.0%	
Parking Business Review	80,000	0	132,091	(132,091)	0.0%	Major trading undertaking for parking business review has been completed. A report has been submitted to Council to request for additional $60k to ACIL Allen consultant to prepare a detailed parking business plan.
Services Review	120,000	87,000	73,104	13,896	16.0%	Timing variance.
Subtotal - Operating Projects	3,815,000	182,000	319,637	(137,637)	(75.6%)	
Total - CEO Alliance	4,300,000	407,000	474,096	(67,096)	(16.5%)	
Corporate Services Alliance						
Capital Projects						
CA Service Desk Replacement	360,000	150,000	0	150,000	100.0%	Software is implemented, purchase order to be raised in February.
Core System Consolidation	1,520,000	758,809	52,798	706,011	93.0%	Project is dependent on ICT Strategic roadmap completion and it is currently flagged to be carried forward to 21/22.
ICT Audiovisual Renewal 20 21	86,000	28,197	0	28,197	100.0%	Project is dependent on level 9 and 11 fit out, budget is likely to be carried forward to next year.
ICT Desktop Asset Renewal	165,221	165,221	67,827	97,394	58.9%	Timing variance, the bulk of the budget is phased in May, additional laptops purchased as anticipation Covid second wave working from home.
ICT Network Asset Renewal	80,000	54,000	36,686	17,314	32.1%	Timing variance and $43k transfer to project 10477 ICT UPS Asset renewal has been submitted as part of budget review.
ICT UPS Asset Renewal 20 21	80,000	54,000	8,470	45,530	84.3%	The remainder of the project is expected to be delivered in Feb and Mar and $43Ktransferred to project 10476 ICT Network Renewal has been submitted as part of budget review.
Project Portfolio Management System	80,000	60,000	0	60,000	100.0%	
Supply Chain Automation	77,977	3,874	3,874	0	0.0%	
Unified Comms Refresh & Replacement Telephone System	300,000	0	0	0	0.0%	Request for quotation is out and procurement scheduled in May.
Subtotal - Capital Projects	2,749,198	1,274,101	169,655	1,104,446	86.7%	
Operating Projects						
Core System Consolidation	0	0	1,907	(1,907)	0.0%	
Neighbourhood & Strategic Community Plan	28,000	14,000	0	14,000	100.0%	Project and budget to be transferred to Customer Experience in budget review.
PCI DSS Compliance	53,227	26,613	4,500	22,113	83.1%	Timing variance, expenditure anticipated in the second half of the financial year.
Property Performance Investment and Disposal Policy	65,000	0	0	0	0.0%	
Rebound Strategy	3,291,481	0	0	0	0.0%	Proposal to move funds into Covid Rebound reserve has been submitted in the budget review.
Subtotal - Operating Projects	3,437,708	40,613	6,407	34,206	84.2%	
Total - Corporate Services Alliance	6,186,906	1,314,714	176,062	1,138,652	86.6%	
Community Development Alliance						
Capital Projects						
Aboriginal Artwork Comission	49,946	35,000	0	35,000	100.0%	Delays experienced due to resourcing. Discussions underway on prioritisation of project.
ACH Database and Portal Project	107,620	80,715	0	80,715	100.0%	Project delayed pending available resources and City's priorities.
Art Acquisitions	60,000	30,000	36,990	(6,990)	(23.3%)	Timing variance. Acquisitions dependant on exhibitions and secondary market availability. Project on track and budget expected to be fully utilised.
Camera Replacements Renewals in Carparks	368,000	206,000	0	206,000	100.0%	Projected has been submitted for transfer to Infrastructure & Operation Alliance in budget review.
CCTV Camera & Pole Reactive Renewals 2020 to 21	104,000	45,000	0	45,000	100.0%	Project is reactive in nature. Timing of expenditure is ad hoc.
CCTV Camera Network New Camera Expansion 2021	395,000	190,000	244,251	(54,251)	(28.6%)	Variance is timing related. Project on track to date and within full budget. Expenditure relates to Aberdeen St, Stirling/Newcastle, RPH Wellington St and Bennet/Hay St.
CCTV Implementation Strategy	170,851	110,000	100,123	9,877	9.0%	Timing variance. CCTV cabinet installed in Moore Street. Camera poles ordered and order raised for infrastructure installation.
Development of LMDRF online record keeping and applications	100,000	40,000	0	40,000	100.0%	Development in progress. Variance is timing related.
East End Revitalisation	61,000	0	0	0	0.0%	
EP0 - SP Elevating Platform	19,000	0	15,490	(15,490)	0.0%	
IT Equipment Renewal Supporting CCTV Infrastructure 20 to 21	111,000	48,000	0	48,000	100.0%	Timing variance. Meeting has taken place with ICT to determine specifications for the new computers at Citywatch. Awaiting tenders to be issued.
Light it up Program	280,000	0	0	0	0.0%	

Operating & Capital Projects Year to Date Variances - December 2020

	Annual Budget	YTD Budget	YTD Actuals	YTD Variance	YTD Variance %	Comments
Loudspeaker	21,369	21,369	19,035	2,334	10.9%	Server and desk microphones have been installed. Variance to budget is related to timing.
Northbridge Piazza Infrastructure Upgrades	0	(25,000)	0	(25,000)	(100.0%)	Funds to be moved to Infrastructure, who will be undertaking the works.
Plaques	6,372	6,372	9,654	(3,282)	(51.5%)	Carried forward project now completed.
Safe Night Spaces	575,000	0	0	0	0.0%	
UC - Crew Cab Ute	133,500	0	0	0	0.0%	
UT - Utilities	44,500	0	0	0	0.0%	
Wellington Square Enhancement	544,000	0	0	0	0.0%	
Subtotal - Capital Projects	3,151,158	787,456	425,543	361,913	46.0%	
Operating Projects						
Aboriginal Engagement and Advisory Groups	59,100	23,640	13,661	9,979	42.2%	Advisory Group meetings have commenced and progressing.
Access and Inclusion Program	31,500	15,750	5,134	10,616	67.4%	Related to Covid impacted delays in commencing with the planned initiatives.
Accreditation of Homeless Services	135,000	67,500	41,057	26,443	39.2%	Project has commenced and existing costs mostly relate to the provision of additional security services to support service providers delivering services to people experiencing homelessness. Variance is related to phasing of budget.
Always On	543,000	543,000	519,405	23,595	4.3%	Project not proceeding. Commitments to be wrapped up. Budget return has been addressed at budget review.
Art Activations	320,000	0	46,630	(46,630)	0.0%	Variance is timing related and project is on track to be completed within full year budget. Expenditure relates to deposits placed for activations.
Arts and Cultural Grants	200,000	100,000	100,400	(400)	(0.4%)	
Arts Sponsorship	1,200,000	600,000	286,000	314,000	52.3%	Sponsorships have been approved. Variance relates to timing of budget.
Assertive Outreach	100,000	20,000	26,550	(6,550)	(32.8%)	Variance is timing related and project is on track to be completed within full year budget.
Audience and Segmentation Project	30,000	30,000	3,080	26,920	89.7%	Project on track. Variance related to timing of budget.
Australia Day Program	1,492,291	248,715	241,301	7,414	3.0%	Budget movement from Skyworks to be addressed in budget review.
Autumn School Holidays	100,000	0	0	0	0.0%	
Branding for Perth	150,000	0	124,628	(124,628)	0.0%	Project not proceeding. Commitments to be wrapped up. Budget return has been addressed at budget review.
Business Improvement Grants	270,000	135,000	38,645	96,355	71.4%	Report presented to Council in November and grants awarded. However, grants will be processed upon completion of grant requirements/works.
Busking	15,000	7,500	2,066	5,434	72.5%	Timing variance.
Christmas and New Years	515,000	465,000	506,738	(41,738)	(9.0%)	Timing variance, budget anticipated to be utilised in full.
Christmas Concerts	300,000	250,000	240,090	9,910	4.0%	
Christmas Lights Trail	1,477,500	1,252,500	1,106,508	145,992	11.7%	Timing variance related to budget phasing. Awaiting further invoices however expect budget to be fully utilised
Christmas Nativity	0	0	69,706	(69,706)	0.0%	Budget will be addressed at review.
City Dressing	50,000	20,000	0	20,000	100.0%	Project not proceeding. Budget return has been addressed at budget review.
Collections Storage Project	50,000	25,000	11,846	13,154	52.6%	Timing variance. Commitments for additional $20k awaiting invoices
Community Wellbeing Grants	145,000	72,500	0	72,500	100.0%	Expecting first round of grants presented to Council in December. Second round grants expected to be presented in March/April.
Council Elections and Lord Mayor Election	40,000	40,000	38,616	1,384	3.5%	Project complete. Final invoices to be processed.
COVID19 Postponed Events and Projects	330,000	165,000	71,000	94,000	57.0%	Timing variance to align with budget in future periods. This is a result of events needing to be rescheduled due to Covid.
CPP Parking Fee changes	40,000	40,000	18,047	21,953	54.9%	Project not proceeding. Commitments to be wrapped up. Budget return has been addressed at budget review.
Diversity and Inclusion Advisory Group	3,000	0	0	0	0.0%	
Economic Development Sponsorship	690,000	345,000	199,000	146,000	42.3%	Project on track. Timing variance to align with budget in future periods. Most sponsorships have been agreed/awarded.
Event Sponsorship	771,000	370,000	516,500	(146,500)	(39.6%)	Final report to be presented to Council in December. Variance is timing related as sponsorships and purchase orders raised have been actioned for the full budget.
Events and Activation Grants	180,000	90,000	42,370	47,630	52.9%	Grants are generally minor and ad hoc depending on demand.
Heritage Perth Weekend	95,000	0	542	(542)	0.0%	
Homeless Services Brochure	10,000	5,000	8,180	(3,180)	(63.6%)	
Impact Evaluation and insights	100,000	40,000	44,067	(4,067)	(10.2%)	Variance is timing related and project is on track to be completed within full year budget.
InnerCity Councils	55,000	27,500	11,900	15,600	56.7%	Project on underway. Variance related to timing of budget.
Local Heritage Survey	80,000	40,000	193	39,807	99.5%	Timing variance, works are underway and expenditure is yet to be realised.
Lunar New Year	50,000	0	0	0	0.0%	
NAIDOC Week	10,000	10,000	6,442	3,558	35.6%	Project completed and expenditure being finalised.
New Years Eve	450,000	400,000	368,215	31,785	7.9%	Project completed with final invoicing yet to be received
Plaques	0	0	771	(771)	0.0%	
Precinct Development Grants	240,000	120,000	0	120,000	100.0%	First report went to Council in December for approximately half the budget. Awaiting expenditure to be realised.
Public Health and Wellbeing Plan	20,000	10,000	0	10,000	100.0%	Project is being scoped and as a result has yet to incur expenditure.
Retail Extension	200,000	100,000	74,586	25,414	25.4%	Spring in the city campaign completed, final invoices to follow to the estimated value of $100k. Remaining funds to be used in April school holidays and an increase to annual budget will be addressed in budget review.
Rough Sleeper Count	10,000	5,000	475	4,525	90.5%	Count occurred in October. Some expenditure pending, next count scheduled for early 2021.
Safe City Patrols	1,200,000	600,000	323,717	276,283	46.0%	Variance is timing related and project is on track to be completed within full year budget.
Safe Night Spaces	29,000	29,000	18,559	10,441	36.0%	First location has been identified and project is progressing. Second site location currently under investigation.
Skyworks	664,709	433,959	258,780	175,179	40.4%	Reprioritising of expenditure taking places to facilitate Australia day Program as Skyworks has been cancelled. Budget to be amended during review.
Small Business Grants	350,000	175,000	74,933	100,067	57.2%	Grants are generally minor and ad hoc depending on demand.

Operating & Capital Projects Year to Date Variances - December 2020

	Annual Budget	YTD Budget	YTD Actuals	YTD Variance	YTD Variance %	Comments
Spring School Holidays	150,000	150,000	165,467	(15,467)	(10.3%)	Project is on track to be completed within full year budget.
Think Perth	25,000	25,000	24,993	7	0.0%	Project not proceeding. Commitments to be wrapped up. Budget return has been addressed at budget review.
Treaty Danjoo	12,000	5,000	1,788	3,212	64.2%	Work is progressing with additional translation required. Variance is timing related.
Tuesday Morning Show	37,900	18,950	8,556	10,394	54.8%	Programs have commenced and have been scheduled during this financial year. Variance mainly due to timing of lease and hire charges.
Twilights Hawkers Market	100,000	37,500	32,266	5,234	14.0%	Variance is timing related and project is on track to be completed within full year budget.
Wellington Square Enhancement	50,000	0	0	0	0.0%	
Winter Festival	240,000	0	46,212	(46,212)	0.0%	Variance is timing related and project is on track to be completed within full year budget.
Subtotal - Operating Projects	13,416,000	7,158,014	5,739,620	1,418,394	19.8%	
Total - Community Development Alliance	16,567,158	7,945,470	6,165,163	1,780,307	22.4%	
Planning and Economic Development Alliance						
Capital Projects						
Bus Shelter Program	289,000	0	23,293	(23,293)	0.0%	Prototype bus shelter has been commissioned. Awaiting decision to proceed with procurement of bus shelters and installation.
East Perth Foreshore PSP and Lighting Upgrade Works	1,300,000	60,000	16,824	43,176	72.0%	Environmental approval is being assessed and awaiting approval.
Kerbside review implementation	1,350	1,350	3,148	(1,798)	(133.2%)	Project completed and variance relates to residual final expense for the project.
Landscaping and Hostile Vehicle Incursion Prevention	488,800	488,800	16,244	472,556	96.7%	Timing variance. Design completed and planning approvals underway.
Minor Urban Interventions	150,000	0	2,170	(2,170)	0.0%	
Mount Street East Concept	120,000	0	0	0	0.0%	
Pedestrian Crossings Improvement 20 to 21	200,000	130,000	0	130,000	100.0%	Timing variance. Works are undertaken on an ad hoc and 'as required' basis.
Projects from Lighting Masterplan	50,364	50,364	42,577	7,787	15.5%	Project on track.
Retail Core Refresh	730,000	410,800	0	410,800	100.0%	Expenditure anticipated to commence in January.
Roads (Crawley Nedlands) Various	62,000	10,000	0	10,000	100.0%	Project design commenced in October. However, no expenditure has been incurred to date.
Smart Bus Stops Real Time Information	68,000	55,156	0	55,156	100.0%	Project in specification process and quotes have been received from vendors for initial work.
Smart Cities - Data Hub Phase 2 Ops	125,000	48,000	45,135	2,865	6.0%	Tender awarded and in field implementation currently underway.
Smart Cities Carbon Neutral Council Pier Street Solar	224,000	210,560	0	210,560	100.0%	Business case approved and specifications for tender are in final draft. Tender expected to be awarded this month.
Smart Water and Electricity Meters	61,000	0	0	0	0.0%	Business requirements to be defined and project has received strong sponsor support.
Spring Street pedestrian crossing	400	400	0	400	100.0%	
Street Furniture Replacement Program	50,000	25,000	6,085	18,915	75.7%	Timing variance as furniture replacement is ad hoc in nature.
Two way Hay Street Bennett St to Victoria Ave (merge 12082)	15,000	15,000	0	15,000	100.0%	
Urban Forest Plan - Infill tree planting	200,000	65,000	0	65,000	100.0%	Timing variance. Tree planting to take place in spring.
Winthrop Avenue/Thomas Street Shared Path	418,001	40,000	27,075	12,925	32.3%	Design work underway. However, construction to be delayed due to other works undertaken in the vicinity of the project site.
Subtotal - Capital Projects	4,552,915	1,610,430	182,551	1,427,879	88.7%	
Operating Projects						
Bicycle Planning Services	5,000	2,500	316	2,184	87.4%	
Bus Shelter Program	0	0	598	(598)	0.0%	
Citiplace Redevelopment	50,000	25,000	0	25,000	100.0%	Project has been put on hold pending further review and consideration.
City Central Vision Plan	50,000	25,000	0	25,000	100.0%	High level brief currently being prepared. No expenditure has been required to date and will utilised on an 'as needs' basis.
City Planning Scheme No. 3	252,000	126,000	10,228	115,772	91.9%	Timing variance. Project has commenced but has been delayed due to reprioritisation and resourcing availability. $46k has been identified to be returned at budget review.
City Planning Strategy	45,000	22,500	13,210	9,290	41.3%	Further engagement and scoping works required. $10k has been requested at budget review to address this.
City Switch	75,000	37,500	44,834	(7,334)	(19.6%)	Timing variance. Project expenditure is an annual contribution to City of Sydney. Budget phased throughout the year but is expensed in one payment as a contribution.
Cladding audit of class 5- 8 buildings	15,150	7,575	0	7,575	100.0%	On hold until further notice as the City is awaiting guidance from Building Commission as to the scope of audit requirements.
Community Infrastructure Plan	30,000	15,000	0	15,000	100.0%	Project unlikely proceed this financial year, funds returned at budget review.
Co-ordination of City Infrastructure Works	5,000	2,500	0	2,500	100.0%	Meetings held on a quarterly basis. No expenditure requirements to date.
CPS 2 Amendment 42 (Colin & Hay, West Perth)	5,000	2,500	0	2,500	100.0%	Council approval has been received and is now lodged with State Government for approval, remaining funds returned at budget review.
CPS 2 Amendment 43 (Thomas & Wellington, West Perth)	5,000	2,500	0	2,500	100.0%	Awaiting State Government approval prior to expenditure, remaining funds returned at budget review.
CPS 2 Amendment No. 41 - Northbridge Special Entert Precinct	5,000	2,500	2,692	(192)	(7.7%)	Post consultation requirements identified additional printing for engagement, this has been addressed at budget review.
CPS2 Amendment 44 (Cnr Elder and Wellington Street, Central	5,000	2,500	0	2,500	100.0%	Recommendation for presentation to Council has been reviewed. Awaiting State Government Approval.
CPS2 Amendment 45 (Lord and Newcastle, Northbridge)	0	0	441	(441)	0.0%	
CPS2 Amendment 46 and LPS26 Amendment 4	5,000	0	106	(106)	0.0%	Referred to Environmental Protection Authority, timing variance.
CPS2 City Design Policy incl Environmentally Sustain Design	5,000	2,500	0	2,500	100.0%	Project now part of City Planning Scheme 3 project, funds returned at budget review.
CPS2 Development Works Exemption Planning Policy	5,000	2,500	0	2,500	100.0%	Project will not progress due to State Government regulation changes. Budget has been identified to be removed at budget review.
International Relations	75,000	37,500	5,773	31,727	84.6%	Travel restrictions have reduced spending requirements. Events beginning to be held in from November onwards.
Local Planning Scheme 26 Amendment 3	0	0	340	(340)	0.0%	
Neighbourhood Place Plan	20,000	10,000	0	10,000	100.0%	Reprioritisation of project to be consolidated into wider scoped project, this has been addressed at budget review.

Operating & Capital Projects Year to Date Variances - December 2020

	Annual Budget	YTD Budget	YTD Actuals	YTD Variance	YTD Variance %	Comments
Noise Attenuation Planning Policy	5,000	2,500	452	2,048	81.9%	Project is in progress and is linked to finalisation of Amendment 41.
Parking Trial	9,000	4,500	0	4,500	100.0%	Project to be moved to parking services
Place Analytics	40,000	20,000	35,455	(15,455)	(77.3%)	Timing variance.
Proactive Planning Initiatives	100,000	50,000	0	50,000	100.0%	Briefing paper with project proposals prepared and submitted to CEO. Assessing which project proposals to prioritise.
Projects from Lighting Masterplan	0	0	260	(260)	0.0%	
QE2 and UWA Structure Plan	100,000	50,000	4,000	46,000	92.0%	Timing variance. Review of project still underway.
Retail Core Redevelopment Projects	100,000	50,000	0	50,000	100.0%	Tender for Forrest Place and walkway advertised and awarded.
Riverfront Masterplan	100,000	50,000	25,981	24,019	48.0%	Timing variance. Public consultation contractor engaged as well as Elders group. Currently awaiting further invoices from contractors. Scope of project expanded and being addressed at budget review
Road Network Design and Review	40,000	20,000	14,568	5,432	27.2%	Project is utilised on a reactive schedule as and when requirements arise. Mounts Bay Rd Watershed and Murray/Elder Street audits have been completed.
Services Review	0	0	39,840	(39,840)	0.0%	Services review has been completed and expensed the relevant project account. Budget requirement has been addressed at review
Smart Cities - Data Hub Phase 2 Ops	0	0	5,880	(5,880)	0.0%	
Think Perth	0	0	4,800	(4,800)	0.0%	
WACA Redevelopment Project	244,000	122,000	275,678	(153,678)	(126.0%)	Study for development completed. Variation to contract has been completed and additional $150k budget added at review for stage 2 works.
William Street Redefinition	250,000	125,000	0	125,000	100.0%	Project awaiting independent review by Department of Transport before progressing.
Workshops	150,000	75,000	10,699	64,301	85.7%	Current Covid climate has resulted in only scoping of workshops with minimal expenditure required at present.
Subtotal - Operating Projects	1,795,150	895,075	496,151	398,924	44.6%	
Total - Planning and Economic Development Alliance	6,348,065	2,505,505	678,702	1,826,803	72.9%	
Infrastructure and Operations Alliance						
Capital Projects						
Better Bins Program	54,000	54,000	0	54,000	100.0%	Timing variance, project yet to be scheduled.
Body worn cameras	38,486	38,486	38,486	0	0.0%	
Building - Council House Review and Depot Works	1,037,000	70,000	182,021	(112,021)	(160.0%)	Project scope pending executive decision, deferral flagged to 21/22.
Building - Electrical Renewals - Library	30,000	15,000	0	15,000	100.0%	Project scope under review.
Building - Emergency Lighting Replacement 20 21	315,000	157,500	0	157,500	100.0%	Project scope completed budget reduced by $79k in budget review.
Building - Emergency Works	150,000	75,000	35,018	39,982	53.3%	Timing variance, unexpected labyrinth replacement
Building - External Lighting Upgrade - Town Hall	250,000	125,000	0	125,000	100.0%	Timing variance, project scope for procurement has been completed, works scheduled to commence May.
Building - External Rectification Works 20 21	75,000	0	0	0	0.0%	Project execution plan stage
Building - External Rectifications - Town Hall	257,000	111,739	0	111,739	100.0%	Project to be carried forward to next year.
Building - Fixtures & Fittings Upgrades 20 21	80,000	40,000	0	40,000	100.0%	Full scope of works still to be determined. Potential cancellation.
Building - Floor Covering Replacement 20 21	200,000	0	0	0	0.0%	Timing variance, works yet to be scheduled.
Building - Library Boiler	130,000	130,000	112,648	17,352	13.3%	Project completed, estimated saving $20k.
Building - Public Toilet Utility Bins	170,000	85,000	0	85,000	100.0%	Project delayed due to change of project manager. Execution plan to be signed and approved in preparation for procurement.
Building - Rectification Works - Concert Hall	200,000	0	46,561	(46,561)	0.0%	Project stalled pending further investigation of Perth Concert Hall management arrangement.
Building - Rectification Works - Library	12,000	6,000	500	5,500	91.7%	Project delayed due to change of project manager.
Building - Regal Place Car Park CP41 - Gutter Replacement &	67,881	67,881	13,431	54,450	80.2%	Crack rectification methodology and materials specification in progress with structural engineer.
Building - Renewal - Community Facility Renewal Work	765,000	80,000	77,926	2,074	2.6%	Rest centre painting work completed. Work currently underway for roof issue at child care centre.
Building - Roe Street Car Park CP08 - Repair Cracks in Slab	36,300	36,300	4,350	31,950	88.0%	RFQ submissions received. Evaluation to be undertaken.
Building - Roof Access Upgrades	184,000	90,172	0	90,172	100.0%	Project to be carried forward to next year.
Building - Stirling St Offices - Roof Replacement	7,101	7,101	7,101	0	0.0%	
Building - Subsidence Renewal - PCEC Carpark	2,000,000	0	0	0	0.0%	Project delayed due to indication of further funding requirements, awaiting final quantity surveyor report.
Building - Surveillance Replacements - Carparks	500,000	250,000	15,007	234,993	94.0%	Project consolidated and delivered with surveillance services at budget review.
Building - Surveillance Upgrades	403,000	200,831	108,446	92,385	46.0%	Timing variance, project in tender review stage. Estimated savings $84k to be identified at budget review.
Building - Waterproofing Rectification Works - Council House	210,000	95,919	0	95,919	100.0%	Timing variance, works yet to be scheduled. Estimated savings $165k to be identified at budget review.
Christmas Decorations	959,679	950,000	931,196	18,804	2.0%	$280k additional funding submitted at budget review for Christmas racking design and fabrication setup.
Civil Structure - Bridge Replacement - John Oldham	400,000	0	0	0	0.0%	
Civil Structure - Bridge Replacement - Queens Gardens	40,000	19,998	0	19,998	100.0%	Design and construction proposed to be delivered in current year, pending additional $133k funding approval as part of budget review.
Civil Structure- JH Abrahams River wall repairs	600,000	0	0	0	0.0%	Works scheduled to commence February.
Container Deposit Scheme	1,029,750	600,000	771,792	(171,792)	(28.6%)	Vending machine and truck yet to be purchased.
Drainage - Bennett St - Terrace Rd to Royal St - Relining	9,477	9,477	0	9,477	100.0%	
East End Revitalisation	12,364,066	9,525,491	8,569,510	955,981	10.0%	Stage 3 complete, project scheduled for completion in late April. $288k additional funds requested at budget review for public art works, transport costs and gas main works.
GM3 - SP3 Gang Mower	65,000	0	0	0	0.0%	20/21 Plant and Vehicle replacement program is on track and anticipated to be completed.
Hay st Mall Feature Lighting	300,000	300,000	3,010	296,990	99.0%	Timing variance, tender under procurement review.
Heirisson Island Tree Planting and Irrigation	24,000	24,000	18,015	5,985	24.9%	Project complete, $6k saving.

Operating & Capital Projects Year to Date Variances - December 2020

	Annual Budget	YTD Budget	YTD Actuals	YTD Variance	YTD Variance %	Comments
Initial Recognition of Assets	0	0	142,170	(142,170)	0.0%	Initial recognition of assets which never form part of the budget.
LD - Loader 4WD Class 20WL	224,000	0	17,957	(17,957)	0.0%	20/21 Plant and Vehicle replacement program is on track and anticipated to be completed.
Lime Street Upgrade	48,000	24,000	1,878	22,122	92.2%	Project pending additional $35k required for lighting, to be identified as part of budget review.
LS - 6 - 8 Cyl Sedan	110,000	0	0	0	0.0%	No requirement for CEO and Lord Mayor's vehicle, funds returned at budget review.
LT0 - 2-3 Tonne Trucks	120,000	0	0	0	0.0%	20/21 Plant and Vehicle replacement program is on track and anticipated to be completed.
Mclean Laneway Signage	35,526	35,526	36,352	(826)	(2.3%)	Project completed.
Milligan Street ï NB and SB ï Hay St to St Georges Tce	120,000	120,000	60,902	59,098	49.2%	Project completed, Estimated savings $46k to be identified at budget review.
Moore Street Pavement Works	97,000	0	0	0	0.0%	Timing variance. 40% of work is completed, purchase orders raised, awaiting invoices.
MP - Minor Plant	28,000	0	0	0	0.0%	20/21 Plant and Vehicle replacement program is on track and anticipated to be completed.
Parking equipment	4,900	4,900	0	4,900	100.0%	
Parking Meters	0	0	1,563	(1,563)	0.0%	
Parks and Landscapes - Inundation Rectification Works - Supr	90,000	20,000	0	20,000	100.0%	Project cancelled in January review.
Parks and Landscapes - Irrigation Renewal Program	549,500	150,000	141,449	8,551	5.7%	Project on schedule for completion.
Parks and Landscapes - Outdoor Furniture and Sign Assets Ren	35,000	17,502	9,268	8,234	47.0%	Timing variance, furniture refurbishment work, installation yet to be confirmed.
Path and Kerb Renewal 20 21	492,000	197,620	258,913	(61,293)	(31.0%)	$70k increased scope for Richardson st, $30k associated with raising pits in Adelaide Tce. To be requested at budget review.
Path and Kerb Upgrade 20 21	285,000	142,500	63,621	78,879	55.4%	Timing variance, major works scheduled November to March.
PV1 - Medium Panel Vans	44,500	0	0	0	0.0%	Vehicle replacement program on track for completion in 20/21.
PV2 - Large Panel Van	225,000	0	0	0	0.0%	20/21 Plant and Vehicle replacement program is on track and anticipated to be completed.
RM2 - Large Rotary Mowers	206,000	0	0	0	0.0%	20/21 Plant and Vehicle replacement program is on track and anticipated to be completed.
Road Renewals - Delhi St - Eastern Leg	96,758	49,574	50,974	(1,400)	(2.8%)	Timing variance, works commenced earlier than original planned start date.
Road Renewals - James St Road Seal - Victoria Ave to Irwin S	9,727	5,058	0	5,058	100.0%	Timing variance.
Road Renewals - James St Road Seal - William St to Cul de Sa	59,727	31,058	30,366	692	2.2%	Stakeholder engagement completed and permits have been issued.
Road Renewals - Reactive Road Renewals	3,891	2,140	0	2,140	100.0%	Timing variance.
Road Renewals - Wellington to Arthur	129,182	50,786	74,724	(23,938)	(47.1%)	Project completed
Roads - Adelaide Tce WB - Hill to Victoria Avenue	10,065	10,065	(1,025)	11,090	110.2%	Project complete, balance of funds returned at budget review.
Roads - Adelaide Tce WB - Riverside Drive to Bennett Street	49,432	49,432	16,264	33,168	67.1%	Project complete, balance of funds returned at budget review.
Roads - MRRG - Havelock St NB & SB - Wellington to Murray	159,704	81,352	75,691	5,661	7.0%	Project complete, balance of funds returned at budget review.
Roads - MRRG - Aberdeen St EB & WB - Museum to Beaufort St	149,238	3,000	71,010	(68,010)	(2,267.0%)	Project complete, balance of funds returned at budget review.
Roads - MRRG - Adelaide Tce EB - Plain to De Vlamingh	155,408	79,204	56,202	23,002	29.0%	Project complete, balance of funds returned at budget review.
Roads - MRRG - Hampden Rd (SB)-Monash Ave to Gordon St	191,969	191,969	199,721	(7,752)	(4.0%)	Project complete, balance of funds returned at budget review.
Roads - MRRG - Milligan St NB & SB - Wellington to St George	134,368	68,684	64,415	4,269	6.2%	Project complete, balance of funds returned at budget review.
Roads - MRRG - Mount St EB & WB - St Georges to Spring	138,776	72,388	96,948	(24,560)	(33.9%)	Project complete, balance of funds returned at budget review.
Roads - MRRG - Newcastle St (WB)-Lord to Stirling St	13,258	0	5,283	(5,283)	0.0%	Timing variance.
Roads - MRRG - St Georges Tce WB - Victoria to Barrack	286,368	144,684	168,759	(24,075)	(16.6%)	Project complete, balance of funds returned at budget review.
Roads - MRRG - St Georges Tce WB Road Seal - William to King	192,744	97,872	127,116	(29,244)	(29.9%)	Project complete, balance of funds returned at budget review.
Roads - MRRG - William St NB & SB - St Georges to Esplanade	145,394	74,192	117,642	(43,450)	(58.6%)	Project complete, balance of funds returned at budget review.
Roads - RTR - Fairway - Clark St to Myers St	250,000	150,000	198,558	(48,558)	(32.4%)	Project complete, balance of funds returned at budget review.
Roads - RTR - Myers St - Broadway to Parkway	205,000	125,000	123,892	1,108	0.9%	Project complete, balance of funds returned at budget review.
Roe Street Upgrade Fitzgerald to Beaufort St	6,300,000	375,000	286,125	88,875	23.7%	Preliminary works commenced. Estimate carry forward of $3.8M
RS1 - Pavement Sweepers	474,000	0	0	0	0.0%	20/21 Plant and Vehicle replacement program is on track and anticipated to be completed.
RT1 - Rubbish Truck <12 t GUM	1,030,000	0	0	0	0.0%	20/21 Plant and Vehicle replacement program is on track and anticipated to be completed.
Stormwater Drainage Renewals 2020 to 21	864,000	432,000	611,717	(179,717)	(41.6%)	Delivery ahead of schedule. $128k to be transferred to ñ10512 ï Stormwater Upgradesò $20k savings identified.
Stormwater Drainage Upgrades 2020 to 21	379,765	100,000	0	100,000	100.0%	Proposed budget transfer of $128k from 10511-Stormwater Renewals in budget review.
Street Furniture - Bollard Replacement - Hay and Murray St M	1,002,134	810,000	804,267	5,733	0.7%	Timing variance.
Street Furniture - Drinking Fountain Replacements	50,000	25,000	29,750	(4,750)	(19.0%)	Drinking fountain is on order.
Street Furniture - Litter Bin Replacements	270,000	135,000	152,563	(17,563)	(13.0%)	Final installation scheduled in Feb to Mar.
Street Furniture Replacement Program	0	0	4,284	(4,284)	0.0%	
Street Lighting - Adelaide Terrace Lighting Upgrade	808,000	407,666	10,299	397,367	97.5%	Timing variance, tender under review. Scheduled for council report in Feb 2021
Street Lighting - East Perth Motion 2 - Design & Implementat	803,773	150,000	147,038	2,962	2.0%	Tender under review
Street Lighting - LED Upgrades	250,000	125,000	8,493	116,507	93.2%	Timing variance, tender under review
Street Lighting - Lighting Improving Coverage (LIC)	18,876	18,876	4,927	13,949	73.9%	Project completed, invoice is pending payment.
Street Lighting - MRWA MOU lighting	50,000	0	0	0	0.0%	Purchase orders raised.
Street Lighting - Renewals	831,000	415,500	16,650	398,850	96.0%	Timing variance, tender under review
Street Lighting - Renewals - Electrical Network Risk mitigat	309,261	184,259	6,643	177,616	96.4%	Tender under review. Scheduled Council Report in late Feb 2021
Street Lighting - Replacing End of Useful life Lighting (REU	21,039	21,039	11,112	9,927	47.2%	Tender under review
Tram Shelter Rectification Works 20 21	40,000	19,998	0	19,998	100.0%	Timing variance, stakeholder engagement meeting completed. Implementation plan is yet to be formulated.
TU - Tray Top Ute	504,000	0	0	0	0.0%	Vehicle replacement program on track for completion in 20/21.
Two Way Hill Street (St Georges Tce - Wittnoom St)	493,865	27,000	12,169	14,831	54.9%	Finalisation of design pending MRWA approvals for traffic modelling.
UC - Crew Cab Ute	267,000	0	0	0	0.0%	20/21 Plant and Vehicle replacement program is on track and anticipated to be completed.

Operating & Capital Projects Year to Date Variances - December 2020

	Annual Budget	YTD Budget	YTD Actuals	YTD Variance	YTD Variance %	Comments
Wellington Square Enhancement	12,327,162	8,135,259	8,952,674	(817,415)	(10.0%)	Timing variance, project on schedule.
Wellington Street Stage 2B	371,000	0	0	0	0.0%	Construction works scheduled to occur between Feb and March.
Subtotal - Capital Projects	55,524,050	26,544,998	24,204,342	2,340,656	8.8%	
Operating Projects						
Better Bins Program	37,673	18,839	0	18,839	100.0%	Part 1 of the project completed in early 2019. Work scheduled to commence in March.
Building - Council House Review and Depot Works	99,999	41,667	37,540	4,127	9.9%	To proceed with concept design. Pending Council decision prior to the implementation.
Christmas Decorations	1,449,000	795,606	771,107	24,499	3.1%	Major works commenced in November,.
Clearing Maintenance Backlog	474,999	50,000	4,683	45,317	90.6%	Timing variance, work not commenced due to staff resourcing.
Condition Assessment and Reporting	165,000	82,500	60,000	22,500	27.3%	Timing variance, Quotation received in late November
Container Deposit Scheme	0	0	271	(271)	0.0%	
East End Revitalisation	130,000	54,165	113,317	(59,152)	(109.2%)	Budget for stakeholder engagement. Stage 3 is completed. Final stage is to be completed in April.
Events	300	0	0	0	0.0%	
Lift and Relay	170,001	70,833	2,756	68,077	96.1%	Timing variance, purchase orders have been raised, work scheduled to commence in Feb.
Natural Area Management	59,000	29,500	13,028	16,472	55.8%	Evaluation in Feb. Scheduled for completion towards the end of Apr.
Northbridge Piazza Infrastructure Upgrades	75,000	0	0	0	0.0%	Budget transferred at December council meeting, works to be scheduled.
On Street Signage	20,000	10,000	7,059	2,941	29.4%	
Parking Operations outside COP	0	0	14,697	(14,697)	0.0%	Contract for 3 months extended after budget approval. Expenditure and revenue budget will be included in budget review.
Rubbish Collection	99,999	33,333	0	33,333	100.0%	Surplus funding to be returned in budget review
Urban Forest Plan	180,000	75,000	0	75,000	100.0%	Timing variance, RFT with procurement estimated contract award in Feb 2021
Varnishing and Painting	70,000	35,000	18,031	16,969	48.5%	Timing variance. Internal staff have completed inspections. Project pending request for quote.
Waste Management Strategy and Plan	20,000	10,000	0	10,000	100.0%	Timing variance.
Wellington Square Enhancement	0	0	7,287	(7,287)	0.0%	
Subtotal - Operating Projects	3,050,971	1,306,443	1,049,776	256,667	19.6%	
Total - Infrastructure and Operations Alliance	58,575,021	27,851,441	25,254,118	2,597,323	9.3%	

14.2 {ŎKŜŘdzfŜ ƨŦ l·ŎŎƨdzyűă LJl·λŘ ς 5ŜŎŜYōŜℕ нлнл

wŜăLJƨyăλōfŜ hŦŦλŎŜℕ	aλŎKl·Ŝf YŜyű tℕƨƨŜŎű 5λℕŜŎűƨℕ π {űℕl·űŜƎλŎ CλyI·yŎŜ ó/Chú
±ƨűλyƎ wŜljdzλℕŜYŜyű	{λYLJfŜ a l·ƨƨℕλűè
!űűl·ŎKYŜyűă	!űűl·ŎKYŜyű мпφн! ς {ŎKŜŘdzfŜ ƨŦ !ŎŎƨdzyűă t l·λŘ Ŧƨℕ 5ŜŎŜYōŜℕ нлнл

t dzℕLJƨăŜ

¢KŜ LJdzℕLJƨăŜ ƨŦ űKλă ℕŜLJƨℕű λă űƨ yƨűŜ ŘŜűl·λfă ƨŦ LJl·èYŜyűă Yl·ŘŜ dzyŘŜℕ ŘŜfŜƎl·űŜŘ l·dzűKƨℕλűè Ŧƨℕ űKŜ Yƨyűk ƨŦ 5ŜŎŜYōŜℕ нлнлφ

wŜŎƨYYŜyŘl·űλƨy

¢Kl·ű /ƨdzyŎλfY

мφ w9/9L±9{ űKŜ {ŎKŜŘdzfŜ ƨŦ !ŎŎƨdzyűă t l·λŘ dzyŘŜℕ 5ŜfŜƎl·űŜŘ !dzűKƨℕλűè мφнφмлΣ Ŧƨℕ űKŜ LJŜℕλƨŘ ŜyŘŜŘ ом 5ŜŎŜYōŜℕ нлнлΣ ó!űűl·ŎKYŜyű мпφн!ú

нφ w9/hw5{ λyűKŜ hℕŘλyI·ℕè /ƨdzyŎλf aŜŜűλyƎ YλyƨdzűŜă űKŜ ădzYYl·ℕè ƨŦ l·ŎŎƨdzyűă LJl·λŘ ōŜλyƎY

¢ƨűl·f !ŎŎƨdzyűă t l·λŘ	
a dzyλŎλLJl·f CdzyŘ	ÞнлΣутрΣптоφлл
¢ℕdzăű CdzyŘ	Þлφлл
¢ƨűl·f π !ff CdzyŘă	ÞнлΣутрΣптоφлл

. l·Ŏ⌊∃ℕ2dzyŘ

мφ 5ŜfŜ∃l·ŭŜŘ !dzŭK2ℕλŭè мφнφмл Kl·ă ōŜŜy˘∃ℕl·yŭŜŘ ŭ2 ŭKŜ /KλŜŦ 9ÈŜŎdzŭλØŜ hŦŦλŎŜℕ ŭ2 Y˘l·⌊Ŝ LJl·èY˘Ŝyŭă Ŧℕ2Y˘ ŭKŜ adzyλŎλLJl·f l·yŘ ¢ℕdzăŭ CdzyŘăφ

нφ ¢Kλă l·dzŭK2ℕλŭè Kl·ă ŭKŜy˘ ōŜŜy˘ ădzōŘŜfŜ∃l·ŭŜŘ ŭ2 ŭKŜ DŜyŜℕl·f a l·y1·∃Ŝℕ /2ℕLJ2ℕl·ŭŜ {ŜℕØλŎŜă l·yŘ tℕ2ŜŎŭ 5λℕŜŎŭ2ℕ {ŭℕl·ŭŜ∃λŎ Cλy1·yŎŜ ó/Chúφ

оφ Ly˘ l·ŎŎ2ℕŘl·yŎŜ ØλŭK wŜ∃dzfl·ŭλ2y˘ моóнú l·yŘ моóоú 2Ŧ ŭKŜ *Local Government (Financial Management) Regulations 1996*Σ ØKŜℕŜ ŭKλă LJ2ØŜℕ Kl·ă ōŜŜy˘ ŘŜfŜ∃l·ŭŜŘΣ l· flăŭ 2Ŧ LJl·èY˘Ŝyŭă Ŧ2ℕ Ŝl·ŎK Y˘2yŭK λă ŭ2 ōŜ Ŏ2Y˘LJλfŜŘ l·yŘ LJℕŜăŜyŭŜŘ ŭ2 ŭKŜ /2dzyŎλfφ

пφ 5dzŜ ŭ2 ŭKŜ Ø2fdzY˘λy2dză yl·ŭdzℕŜ 2Ŧ ŭKŜ flăŭ 2Ŧ l·ŎŎ2dzyŭă LJl·λŘ óŦℕŜljdzŜyŭfè олл ь LJl·∃ŜăúΣ l·yŘ ŭKŜ Y˘l·yŷŜℕ λy˘ ØKλŎK ŭKλă l·ŭŭl·ŎKY˘Ŝyŭ Ř2Y˘λyl·ŭŜă ŭKŜ /2dzyŎλf !∃ŜyŘl· tl·LJŜℕăΣ ŭKŜ flăŭλy∃ 2Ŧ LJl·èY˘Ŝyŭă ØλŭK Ŧdzff ŘλăŎf2ădzℕŜ 2Ŧ l·ff ℕŜljdzℕŜŘ λyŦ2ℕY˘l·ŭλ2yΣ λă LJℕŜăŜyŭŜŘ l·ă !ŭŭl·ŎKY˘Ŝyŭ мпφн!φ

рφ ¢Kλă ădzY˘Y˘l·ℕè ℕŜLJ2ℕŭ ŭKŜy˘Ŧl·Ŏλfλŭl·ŭŜă ŭKŜ l·Ŏ⌊y2ØfŜŘ∃ŜY˘Ŝyŭ 2Ŧ ŭKŜ flăŭλy∃ Kl·Øλy∃ ōŜŜy˘ℕŜŎŜλØŜŘφ

сφ D2λy∃ Ŧ2ℕØl·ℕŘΣ ŭKŜ tl·èY˘Ŝyŭ ădzY˘Y˘l·ℕè ℕŜLJ2ℕŭ λă LJℕ2LJ2ăŜŘ ŭ2 ōŜ Y˘l·ŘŜ l·Øl·λfl·ōfŜ ŭ2 ŭKŜ 9fŜŎŭŜŘ aŜY˘ōŜℕă ØλI· ŭKŜ 9fŜŎŭŜŘ aŜY˘ōŜℕ ldzōΣ l·KŜl·Ř 2Ŧ ŭKŜ l·∃ŜyŘl· Řλăŭℕλōdzŭλ2y˘ óØλŭKλy˘ ŦℕăŭŭØ2ℕ⌊λy∃ ØŜŜ⌊ 2Ŧ Ŝl·ŎK Y˘2yŭKúΣ ŭ2 LJℕ2ØλŘŜ l·ŘŘλŭλ2yl·f ŭλY˘Ŝ Ŧ2ℕ ℕŜØλŜØφ

5λăŎdzăăλ2y˘

тφ ¢KŜ {ŎKŜŘdzfŜ 2Ŧ !ŎŎ2dzyŭă tl·λŘ ó!ŭŭl·ŎKY˘Ŝyŭ мпφн!ú Ŏ2yŭl·λyă ŭKŜ Ŧ2ff2Øλy∃ LJl·èY˘Ŝyŭă Y˘l·ŘŜ dzyŘŜℕ 5ŜfŜ∃l·ŭŜŘ !dzŭK2ℕλŭè мφнφмл π tl·èY˘Ŝyŭă Ŧℕ2Y˘ ŭKŜ adzyλŎλLJl·f ∋ ¢ℕdzăŭ CdzyŘY

{ŎKŜŘdzfŜ 2Ŧ !ŎŎ2dzyŭă tl·λŘ π 5ŜŎŜY˘ōŜℕ нлнл		
adzyλŎλLJl·f CdzyŘ		
9C¢ ∋ /KŜljdzŜ tl·èY˘Ŝyŭă	5λℕŜŎŭ /ℕŜŘλŭ2ℕ tl·èY˘Ŝyŭă	мтΣоурΣннпφлм
{dzō ¢2ŭl·f π 9C¢ ∋ /KŜljdzŜă		**ÞмтΣоурΣннпφлм**
5λℕŜŎŭ 5Ŝōλŭă	.l·y⌊ /Kl·ℕ∃Ŝă l·yŘ aŜℕŎKl·yŭ CŜŜă	ссΣллнφпр
{dzō ¢2ŭl·f π 5λℕŜŎŭ 5Ŝōλŭă		**ÞссΣллнφпр**
tl·èℕ2ff	tt9 пкмнкнлнл	мΣстнΣутмφтт
	tt9 мукмнкнлнл	мΣсфуΣтлсφрт
	tt9 нпкмнкнлнл	орΣпплφлл
{dzō ¢2ŭl·f π tl·èℕ2ff		**ÞоΣплтΣлмуφоп**
/2ℕLJ2ℕl·ŭŜ /l·ℕŘă	5ŜŎŜY˘ōŜℕ нлнл	мтΣннуφнл
π		

{dzō ¢ƨűl·f π / l·ꞮŘă		ÞмтƩннуфнл
bŜø LyØŜăűYŜyűă	óbƨű wƨffƨØŜꞮ LyØŜăűYŜyűăú	л
{dzō ¢ƨűl·f LyØŜăűYŜyűă		Þл
¢ƨűl·f π adzyƛŎƛLJl·f CdzyŘ		ÞнлƩутрƩптофлл
¢Ɪdzăű CdzyŘ		
¢Ɪdzăű 9C¢ ϧ / KŜljdzŜă		л
¢ƨűl·f π ¢Ɪdzăű CdzyŘă		Þл

уф ¢KŜ DꞮl·yŘ ¢ƨűl·f ƨŦ űKŜ {ŎKŜŘdzfŜ ƨŦ !ŎŎƨdzyűă tl·ƛŘ ŦƨꞮ űKŜ YƨyűK ƛă ÞнлƩутрƩптофлл

фф ¢Kƛă ꞮŜLJƨꞮű l·yŘ űKŜ ŘŜűl·ƛfŜŘ ăŎKŜŘdzfŜ Yl·ŘŜ l·Øl·ƛfl·ōfŜ ƨy űKŜ /ƨdzyŎƛf l dzō l·ꞮŜ LJꞮŜăŜyűŜŘ ŦƨꞮ /ƨdzyŎƛfΩă ƛyŦƨꞮYl·űƛƨyф

{űl·ʅŜKƨfŘŜꞮ 9yƎl·ƎŜYŜyű

млф !ă űKŜ ŎƨyűŜyűă ƨŦ űKƛă ꞮŜLJƨꞮű ŦƨŎdză ƨy űKŜ ƨꞮƎl·yƛăl·űƛƨyΩă ꞮŜŎŜyű LJl·ăű Ŧƛyl·yŎƛl·f LJŜꞮŦƨꞮYl·yŎŜƩ yƨ ŜĚűŜꞮyl·f Ŏƨyãdzfűl·űƛƨy ƛă ꞮŜfŜØl·yű űƨ űKŜ LJꞮŜLJl·Ɪl·űƛƨy ƨŦ űKƛă ꞮŜLJƨꞮűф

5ŜŎƛăƛƨy LYLJfƛŎl·űƛƨyã

ммф Ly /ƨdzyŎƛfΩă l·ŎʅyƨøfŜŘƎŜYŜyű ƨŦ ꞮŜŎŜƛØƛyƎ űKŜ {ŎKŜŘdzfŜ ƨŦ !ŎŎƨdzyűă tl·ƛŘ øƛff YŜŜű ƛűă ăűl·űdzűƨꞮѐ ƨōfƛƎl·űƛƨy dzyŘŜꞮ ꞮŜƎdzfl·űƛƨy моóмú ƨŦ űKŜ *Local Government (Financial Management) Regulations 1996*ф

{űꞮl·űŜƎƛŎƩ [ŜƎl·f l·yŘ tƨfƛŎѐ LYLJfƛŎl·űƛƨyã

{űꞮl·űŜƎƛŎ	
{űꞮl·űŜƎƛŎ /ƨYYdzyƛűѐ tfl·y !ăLJƛꞮl·űƛƨyY	tŜꞮŦƨꞮYl·yŎŜ ! Ŧƛyl·yŎƛl·f ōdzăƛyŜăă YƨŘŜf dzyŘŜꞮLJƛyyŜŘ ōѐ l· ŎdzfűdzꞮŜ ƨŦ Ŏƨăű Yl·yl·ƎŜYŜyűƩ ōŜăű Øl·fdzŜ l·yŘ ăűꞮl·űŜƎƛŎ Ŧƛyl·yŎƛl·f l·yl·fѐăƛă űKl·ű ƛă ădzōƨŜŎű űƨ ƨyƎƨƛyƎ ƨØŜꞮăƛƎKűƩ űꞮl·yãLJl·ꞮŜyŎѐ l·yŘ l·ŎŎƨdzyűl·ōƛfƛűѐф
{űꞮl·űŜƎƛŎ /ƨYYdzyƛűѐ tfl·y hōƨŜŎűƛØŜY	!ff ƛyƛűƛl·űƛØŜă Kl·ØƛyƎ Ŧƛyl·yŎƛl·f ƨꞮ ꞮŜăƨdzꞮŎŜ ƛYLJfƛŎl·űƛƨyãф
LăădzŜ {LJŜŎƛŦƛŎ {űꞮl·űŜƎƛŜă l·yŘ tfl·yãY	bƨű l·LJLJfƛŎl·ōfŜ

[ŜƎl·f l·yŘ tƨfƛŎè	
[ŜƎƛăfl·ǘƛƨyʏ	{ŜŎǘƛƨy cφмл ƨŦ ǘKŜ *Local Government Act 1995* wŜƎdzfl·ǘƛƨy мо óмú ƨŦ ǘKŜ *Local Government (Financial Management) Regulations 1996* ¢Kƛă ăŜŎǘƛƨy ƨŦ ǘKŜ !Ŏǘ l·yŘ ǘKŜ ɴŜfl·ǘŜŘ ɴŜƎdzfl·ǘƛƨy LJɴŜăŎɴƛōŜă ǘKŜ ɴŜljdzƛɴŜYŜyǘ ǘƨ LJɴŜLJl·ɴŜ l· fƛăǘ ƨŦ l·ff LJl·èYŜyǘă Yl·ŘŜ Ŧƨɴ Ŝl·ŎK Yƨyǘk l·yŘ ǘƨ LJɴŜăŜyǘ ǘKŜY ǘƨ /ƨdzyŎƛfφ ¢KŜ {ŎKŜŘdzfŜ ƨŦ !ŎŎƨdzyǘă tl·ƛŘ óǘKŜ Ψfƛăǘǘǘ ăKƨdzfŘ Ŏƨyǘl·ƛyΣ Ŧƨɴ Ŝl·ŎK LJl·èYŜyǘY • tl·èŜŜ bl·YŜφ • !Yƨdzyǘ ƨŦ ǘKŜ tl·èYŜyǘφ • 5l·ǘŜ ƨŦ ǘKŜ tl·èYŜyǘφ • {dzŦŦƛŎƛŜyǘ ƛyŦƨɴYl·ǘƛƨy ǘƨ ƛŘŜyǘƛŦè ǘKŜ ǘɴl·yãl·Ŏǘƛƨyφ
[ŜƎl·f l·ŘØƛŎŜY	bƨǘ l·LJLJfƛŎl·ōfŜ
tƨfƛŎè	bƨǘ l·LJLJfƛŎl·ōfŜ

Cƛyl·yŎƛl·f LYLJfƛŎl·ǘƛƨyã

¢KŜɴŜ l·ɴŜ yƨ ŘƛɴŜŎǘ Ŧƛyl·yŎƛl·f ƛYLJfƛŎl·ǘƛƨyã ƨŦ ɴŜŎŜƛØƛyƎ ǘKƛă ɴŜLJƨɴǘ l·ă ƛǘ ɴŜŦfŜŎǘă l· KƛăǘƨɴƛŎl·f l·ŎŎƨdzyǘƛyƎ ƨŦ Ŧƛyl·yŎƛl·f ǘɴl·yãl·Ŏǘƛƨyã ǘKl·ǘ øŜɴŜ LJɴƨØƛŘŜŘ Ŧƨɴ ƛyǘKŜ l·ŘƨLJǘŜŘ ōdzŘƎŜǘ ól·ă l·YŜyŘŜŘúφ

wŜfŜØl·yǘ 5ƨŎdzYŜyǘă

bƨǘ l·LJLJfƛŎl·ōfŜ

CdzɴǘKŜɴ ƛyŦƨɴYl·ǘƛƨy

bƨǘ l·LJLJfƛŎl·ōfŜφ

!¢¢!/Ia9b¢ мп⌽н!

Payment Details by Invoice

MUNICIPAL FUND

CITY of PERTH

From Period 6 **To Period** 6 From Date 1/12/2020 To Date 31/12/2020

Cheque/EFT Number	Payment Date	Payee	Payment Amount

Payments

003310	3/12/2020	PLUM SUPER (NATIONAL AUSTRALIA BANK GRP	1,078.32

	Invoice Number	Payment Details	Amount	Discount	Retention	PPS
$APINVCE	108187433	ALANA HALL-SUPER	1,078.32			

003311	3/12/2020	WATER CORPORATION	3,040.30

	Invoice Number	Payment Details	Amount	Discount	Retention	PPS
$APINVCE	9021045583	ROAD RESERVE AT TELETHON AVE	116.15			
$APINVCE	9001888348	DRINKING TAP AT R12510 TERRACE ROAD	18.07			
$APINVCE	9001872063	CAR PARK AT 980 WELLINGTON STREET	72.27			
$APINVCE	9001909794	DRINKING TAP OPP BRONTE STREET	4.89			
$APINVCE	9009035163	RESERVE AT ROYAL ST EAST PERTH	72.27			
$APINVCE	9001927124	TOILETS AT 101 MELBOURNE STREET	294.78			
$APINVCE	9001879871	ROUNDABOUT OPP 26 COLIN STREET	12.90			
$APINVCE	9001912328	ROAD VERGE AT R 1 ROYAL STREET	10.32			
$APINVCE	9023963230	TRADE WASTE PERMIT 64503	353.40			
$APINVCE	9010362110	ROAD VERGE AT VICTORIA AVE	69.69			
$APINVCE	9009024093	ROUNDABOUT AT CNR OUTRAM/ORD STS	5.16			
$APINVCE	9001907609	GARDEN AT R WITTENOOM STREET	5.16			
$APINVCE	9009862994	ROAD RESERVE AT HAY STREET	2.58			
$APINVCE	9001931019	GARDEN AT R 1150 ST GEORGE'S TCE	127.01			
$APINVCE	9010144025	ROAD VERGE AT GODERICH STREET	2.58			
$APINVCE	9001898060	DRINKING TAP AT R R VICTORIA AVE	10.32			
$APINVCE	9001895951	CENTRE AT 160 HAY STREET	343.93			
$APINVCE	9008536898	TOILETS AT ROYAL ST EAST PERTH	1,518.82			

003313	9/12/2020	BEN TAYLOR	900.00

	Invoice Number	Payment Details	Amount	Discount	Retention	PPS
$APINVCE	07122020	BRASS ON THE GRASS2020WELCOME TO COUNTRY	900.00			

003314	9/12/2020	MARGARET CULBONG	600.00

	Invoice Number	Payment Details	Amount	Discount	Retention	PPS
$APINVCE	07122020B	BRASS ON THE GRASS2020WELCOME TO COUNTRY	600.00			

Payment Details by Invoice

MUNICIPAL FUND

From Period 6 **To Period** 6 From Date 1/12/2020 To Date 31/12/2020

Cheque/EFT Number	*Payment Date*	*Payee*	*Payment Amount*
003322	10/12/2020	CENTRELINK	3,015.60

	Invoice Number	*Payment Details*	*Amount*	*Discount*	*Retention*	*PPS*
$APINVCE	20102020	RFD RTRND TO WORK-JEN WALSH #8995 21/9	3,015.60			

003323	10/12/2020	VASKO VELIKICEVSKI	120.00

	Invoice Number	*Payment Details*	*Amount*	*Discount*	*Retention*	*PPS*
$APINVCE	01122020	HEALTHY LIFESTYLE-V VELIKICEVSKI	120.00			

Payment Details by Invoice

MUNICIPAL FUND

From Period 6 **To Period** 6 From Date 1/12/2020 To Date 31/12/2020

Cheque/EFT Number	*Payment Date*	*Payee*	*Payment Amount*
003324	10/12/2020	WATER CORPORATION	18,117.32

	Invoice Number	*Payment Details*	*Amount*	*Discount*	*Retention*	*PPS*
$APINVCE	9001928557	GARDEN AT R10887 RIVERSIDE DVE	845.98			
$APINVCE	9008518358	ROAD VERGE AT R999 HAY STREET	33.55			
$APINVCE	9001865525	RESERVE AT 1333 HAY ST WEST PERTH	2.58			
$APINVCE	9010951353	GARDEN AT ABERDEEN STREET	356.18			
$APINVCE	9012293286	ROAD VERGE NR WOLF LANE	18.60			
$APINVCE	9001931051	OFFICES AT 27-29 ST GEORGE'S TCE	5,861.66			
$APINVCE	9001935116	CAR PARK AT 848 HAY STREET	1,170.53			
$APINVCE	9001917284	ROAD VERGE AT R 999 TRAFALGAR ROAD	2.58			
$APINVCE	9001933380	HALL AT 601 HAY STREET	856.86			
$APINVCE	9001938341	MEDIAN STRIP AT R 1 WELLINGTON STREET	152.28			
$APINVCE	9001874165	ROUNDABOUT AT ORD/VENTNOR	2.58			
$APINVCE	9001871976	GARDEN AT 707 WELLINGTON STREET	51.56			
$APINVCE	9022554849	GARDEN SVCE AT KING STREET WELLINGTON ST	134.21			
$APINVCE	9009590597	ROAD VERGE AT ADELAIDE TCE	10.32			
$APINVCE	9008845658	CAR PARK AT 81 ROYAL STREET EAST PERTH	879.84			
$APINVCE	9012383599	ROAD VERGE CNR HAY/BENNETT STREETS	30.97			
$APINVCE	9001868320	CAR PARK AT 27 MAYFAIR STREET	307.27			
$APINVCE	9001888276	GARDEN OPP 67 MILLIGAN STREET	100.66			
$APINVCE	9008856744	RESERVE AT RIVERSIDE DVE	2.58			
$APINVCE	9008534331	DRINKING TAP AT R 1 MURRAY STREET	12.84			
$APINVCE	9001881031	TOILETS AT H900 HAVELOCK STREET	1,379.88			
$APINVCE	9021409682	TOILETS AT JAMES STREET NORTHBRIDGE	72.81			
$APINVCE	9001872637	PARK AT L 5 ARTHUR STREET	2.58			
$APINVCE	9001922876	PARK AT 200 JAMES STREET	210.69			
$APINVCE	9008845631	PARK AT L 220 REGAL PLACE	95.50			
$APINVCE	9001933233	DRINKING TAP AT 1 HAY STREET	69.69			
$APINVCE	9001888313	DRAINAGE SUMP AT R TERRACE RD	2.58			
$APINVCE	9001874181	ROAD VERGE CNR RICHARDSON/VENTNOR	2.58			
$APINVCE	9001888356	DRINKING TAP AT 21 RIVERSIDE DVE	82.59			
$APINVCE	9001888292	GARDEN AT R CAUSEWAY EAST PERTH	59.36			
$APINVCE	9001931158	GARDEN AT R R ST GEORGE'S TCE	41.30			
$APINVCE	9001888284	AMENITIES AT R R CAUSEWAY EAST PERTH	846.57			
$APINVCE	9008518366	ROAD VERGE OPP 1297 HAY STREET	129.05			
$APINVCE	9014601799	ROAD VERGE OPP 58 MOUNTS BAY ROAD	454.26			

Cheque/EFT Number	Payment Date	Payee						Payment Amount
	$APINVCE	9001895927	PARK AT HAY STREET EAST PERTH	10.32				
	$APINVCE	9009625665	ROAD VERGE AT FORREST AVE EAST PERTH	7.68				
	$APINVCE	9014951828	ROAD VERGER FIELDER/KENSINGTON STREETS	20.65				
	$APINVCE	9001928549	CAR PARK AT 165 TERRACE ROAD	228.75				
	$APINVCE	9017985353	PLAYGROUND AT ADELAIDE TCE	141.00				
	$APINVCE	9008659898	DRINKING TAP AT WITTENOOM STREET	10.32				
	$APINVCE	9001928565	RESERVE AT 2 BARRACK STREET	722.68				
	$APINVCE	9001931027	GARDEN AT R 1150	67.65				
	$APINVCE	9010423059	ROAD VERGE AT ABERDEEN STREET	317.46				
	$APINVCE	9021520073	DRINKING TAP CNR RIVERSIDE/WILLIAM	209.06				
	$APINVCE	9013146659	RESERVE AT ARDEN STREET EAST PERTH	7.74				
	$APINVCE	9001888321	AMENITIES AT R12510 TERRACE ROAD	823.16				
	$APINVCE	9001909030	AMENITIES OPP 127 HILL ST	1,075.56				
	$APINVCE	9001940775	CAR PARK AT 47 NEWCASTLE STREET	192.22				
003328	17/12/2020	BETH KRAPLJANOV						200.00
		Invoice Number	*Payment Details*	*Amount*	*Discount*	*Retention*	*PPS*	
	$APINVCE	2628618	REFUND PARKING INFRINGEMENT-100035535	200.00				
003329	17/12/2020	KIMBERLEY SHAHAR FLANDERS						950.00
		Invoice Number	*Payment Details*	*Amount*	*Discount*	*Retention*	*PPS*	
	$APINVCE	INV-6834	LIVE ENTERTAINMENT, CHAMPAGNE DUO, FOR H	950.00				
003330	17/12/2020	WATER CORPORATION						336.19
		Invoice Number	*Payment Details*	*Amount*	*Discount*	*Retention*	*PPS*	
	$APINVCE	9001497945	TOILETS AT HACKETT DVE CRAWLEY	336.19				
003331	31/12/2020	ALEXANDRA DANIEL						300.00
		Invoice Number	*Payment Details*	*Amount*	*Discount*	*Retention*	*PPS*	
	$APINVCE	AD301220	NEW YEARS EVE- BUSKING PERFORMANCE X 2	300.00				
003332	31/12/2020	ASHLEY ARBUCKLE						150.00
		Invoice Number	*Payment Details*	*Amount*	*Discount*	*Retention*	*PPS*	
	$APINVCE	AA301220	NEW YEARS EVE- BUSKING PERFORMANCE X 1	150.00				
003333	31/12/2020	BETH CULLING						600.00
		Invoice Number	*Payment Details*	*Amount*	*Discount*	*Retention*	*PPS*	
	$APINVCE	BC30122020	NEW YEARS EVE- BUSKING PERFORMANCE X 4	600.00				

Payment Details by Invoice

MUNICIPAL FUND

From Period 6 **To Period** 6 From Date 1/12/2020 To Date 31/12/2020

Cheque/EFT Number	*Payment Date*	*Payee*						*Payment Amount*
003334	31/12/2020	GAVIN LOUGHLIN						600.00
		Invoice Number	*Payment Details*	*Amount*	*Discount*	*Retention*	*PPS*	
	$APINVCE	GL301220	NEW YEARS EVE- BUSKING PERFORMANCE X 4	600.00				
003335	31/12/2020	HENRY MCINNES						600.00
		Invoice Number	*Payment Details*	*Amount*	*Discount*	*Retention*	*PPS*	
	$APINVCE	HM301220	NEW YEARS EVE- BUSKING PERFORMANCE X 4	600.00				
003336	31/12/2020	KATE JOHNSON						300.00
		Invoice Number	*Payment Details*	*Amount*	*Discount*	*Retention*	*PPS*	
	$APINVCE	KJ311220	NEW YEARS EVE- BUSKING PERFORMANCE X 2	300.00				
003337	31/12/2020	LINDSAY PEGRUM						450.00
		Invoice Number	*Payment Details*	*Amount*	*Discount*	*Retention*	*PPS*	
	$APINVCE	LP301220	NEW YEARS EVE- BUSKING PERFORMANCE X 3	450.00				
003338	31/12/2020	MALACHY O'CONNOR						750.00
		Invoice Number	*Payment Details*	*Amount*	*Discount*	*Retention*	*PPS*	
	$APINVCE	MO301220	NEW YEARS EVE- BUSKING PERFORMANCE X 5	750.00				
003339	31/12/2020	NICHOLAS FERRALIS						300.00
		Invoice Number	*Payment Details*	*Amount*	*Discount*	*Retention*	*PPS*	
	$APINVCE	NF301220	NEW YEARS EVE- BUSKING PERFORMANCE X 2	300.00				
003340	31/12/2020	ROSALYN HAENSEL						300.00
		Invoice Number	*Payment Details*	*Amount*	*Discount*	*Retention*	*PPS*	
	$APINVCE	RH30122020	NEW YEARS EVE- BUSKING PERFORMANCE X 2	300.00				
003341	31/12/2020	THI TRA MY NGO						150.00
		Invoice Number	*Payment Details*	*Amount*	*Discount*	*Retention*	*PPS*	
	$APINVCE	TTMY301220	NEW YEARS EVE- BUSKING PERFORMANCE X 1	150.00				
210227	3/12/2020	EUROPEAN FOODS PTY LTD						459.76
		Invoice Number	*Payment Details*	*Amount*	*Discount*	*Retention*	*PPS*	
	$APINVCE	173658	COP COFFEE SUPPLIES : EUROPEAN FOODS	459.76				

Payment Details by Invoice

MUNICIPAL FUND

From Period 6 **To Period** 6 From Date 1/12/2020 To Date 31/12/2020

Cheque/EFT Number	Payment Date	Payee						Payment Amount
210228	3/12/2020	REPCO						222.29
		Invoice Number	*Payment Details*	*Amount*	*Discount*	*Retention*	*PPS*	
	$APINVCE	4520568362	6 X WHEEL CLAMPS	222.29				
210248	3/12/2020	CTI5 PTY LTD						12,946.11
		Invoice Number	*Payment Details*	*Amount*	*Discount*	*Retention*	*PPS*	
	$APINVCE	01069082	MAINTENANCE OF CASH FLOAT	165.00				
	$APINVCE	01069078	TICKET MACHINE (APM) AUDIT FEES 2020-21	2,781.11				
	$APINVCE	01069079	MAINTENANCE OF CASH FLOAT	10,000.00				
210230	3/12/2020	HBF HEALTH LTD						361.90
		Invoice Number	*Payment Details*	*Amount*	*Discount*	*Retention*	*PPS*	
	$APINVCE	008724	WORKSTATION ASSESSMENT FOR DANIEL HIGH	361.90				
210231	3/12/2020	BIDFOOD WA PTY LTD						1,750.42
		Invoice Number	*Payment Details*	*Amount*	*Discount*	*Retention*	*PPS*	
	$APINVCE	I50845238.PER	CATERING SUPPLIES FOR CITIPLACE COMMUNIT	832.57				
	$APINVCE	I50599258.PER	DELIVERY OF GROCERIES TO CHILD CARE	917.85				
210232	3/12/2020	WA POETS INC						6,000.00
		Invoice Number	*Payment Details*	*Amount*	*Discount*	*Retention*	*PPS*	
	$APINVCE	20210003	ART GRANT {P - WA POETS, PERTH POETRY	6,000.00				
210233	3/12/2020	SOUTHERN METROPOLITAN REGIONAL COUNCIL						2,130.48
		Invoice Number	*Payment Details*	*Amount*	*Discount*	*Retention*	*PPS*	
	$APINVCE	14892	PROVISION OF WASTE DISPOSAL FOR FOOD ORG	2,130.48				
210234	3/12/2020	IRON MOUNTAIN AUSTRALIA GROUP PTY LTD						66.00
		Invoice Number	*Payment Details*	*Amount*	*Discount*	*Retention*	*PPS*	
	$APINVCE	AUS733130	240L SECURE BIN FOR LIBARY	66.00				
210235	3/12/2020	ARTREF PTY LTD						374.78
		Invoice Number	*Payment Details*	*Amount*	*Discount*	*Retention*	*PPS*	
	$APINVCE	125089	PAPER & TONER FOR TUD PLOTTER, HP DESIGN	374.78				

Payment Details by Invoice

MUNICIPAL FUND

From Period 6 **To Period** 6 From Date 1/12/2020 To Date 31/12/2020

Cheque/EFT Number	*Payment Date*	*Payee*						*Payment Amount*
210236	3/12/2020	ADVANCED TRAFFIC MANAGEMENT						774.83
		Invoice Number	*Payment Details*	*Amount*	*Discount*	*Retention*	*PPS*	
	$APINVCE	00140689	HAY AND MURRAY ST MALL, BOLLARD	774.83				
210237	3/12/2020	NESPRESSO						295.50
		Invoice Number	*Payment Details*	*Amount*	*Discount*	*Retention*	*PPS*	
	$APINVCE	35916752	LEVEL 4 COFFEE PODS	295.50				
210238	3/12/2020	DATA 3						19,532.71
		Invoice Number	*Payment Details*	*Amount*	*Discount*	*Retention*	*PPS*	
	$APINVCE	01964901	AZURE USAGE CHARGES - BILLED QUARTERLY	19,532.71				
210239	3/12/2020	NAIDOC PERTH INC						99.00
		Invoice Number	*Payment Details*	*Amount*	*Discount*	*Retention*	*PPS*	
	$APINVCE	EV2020/264	RFD BOND NAIDOC WEEK PTH-EV-2020/264	99.00				
210240	3/12/2020	DOUGLAS SHEERER T/AS GALERIE DUSSELDORF						6,600.00
		Invoice Number	*Payment Details*	*Amount*	*Discount*	*Retention*	*PPS*	
	$APINVCE	G000535	PUBLIC ART COLLECTION TRIENNIAL VALUATIO	6,600.00				
210241	3/12/2020	PUMPS AUSTRALIA						3,531.49
		Invoice Number	*Payment Details*	*Amount*	*Discount*	*Retention*	*PPS*	
	$APINVCE	35279	REPLACEMENT OF HIGH PRESSURE PUMP ENGINE	3,531.49				
210242	3/12/2020	FOXTEL SUBSCRIBER PAYMENTS						155.00
		Invoice Number	*Payment Details*	*Amount*	*Discount*	*Retention*	*PPS*	
	$APINVCE	376124096	FOXTEL FOR CITY ARTS SPACE (A/C 6449301)	155.00				
210243	3/12/2020	ATOM SUPPLY						376.86
		Invoice Number	*Payment Details*	*Amount*	*Discount*	*Retention*	*PPS*	
	$APINVCE	P2127697	DEPOT MAIN STORE STOCK	169.88				
	$APINVCE	P2126811	DEPOT MAIN STORE STOCK	206.98				

Payment Details by Invoice

MUNICIPAL FUND

From Period 6 **To Period** 6 From Date 1/12/2020 To Date 31/12/2020

Cheque/EFT Number	*Payment Date*	*Payee*						*Payment Amount*
210244	3/12/2020	ACCESS BRICKPAVING CO						38,584.64
		Invoice Number	*Payment Details*	*Amount*	*Discount*	*Retention*	*PPS*	
	$APINVCE	13112023	HAY STREET PEDESTRIAN PRIORITY INSTALL	18,617.39	372.35			
	$APINVCE	13112024	BLANKET ORDER FOR ACCESS BRICK PAVING AS	20,754.69	415.09			
					787.44			
210245	3/12/2020	SUNNY INDUSTRIAL BRUSHWARE						1,371.10
		Invoice Number	*Payment Details*	*Amount*	*Discount*	*Retention*	*PPS*	
	$APINVCE	00022641	ANNUAL SWEEPER BRUSH BLANKET ORDER FOR 3	1,371.10				
210246	3/12/2020	SONIC HEALTHPLUS PTY LTD						353.10
		Invoice Number	*Payment Details*	*Amount*	*Discount*	*Retention*	*PPS*	
	$APINVCE	2183254	PRE EMPLOYMENT MEDICALS - CHILD CARE	353.10				
210247	3/12/2020	EOS ELECTRICAL						13,477.31
		Invoice Number	*Payment Details*	*Amount*	*Discount*	*Retention*	*PPS*	
	$APINVCE	00013621	GENERIC STREET BANNER INSTALLATION	3,314.28				
	$APINVCE	00013586	ELECTRICAL MAINTENANCE OF STREET LIGHTS	240.90				
	$APINVCE	00013594	MAINTENANCE OF THE CHRISTMAS	9,922.13				
210248	3/12/2020	DRAINFLOW SERVICES PTY LTD						21,097.02
		Invoice Number	*Payment Details*	*Amount*	*Discount*	*Retention*	*PPS*	
	$APINVCE	00006062	OCTOBER 2020 LANGLEY PARK AT HILL ST GPT	6,307.71				
	$APINVCE	00006060	OCTOBER 2020 WILLIAM ST GPT CLEANING	3,910.37				
	$APINVCE	00006057	OCTOBER 2020 HILL AND HAY ST GPT CLEANIN	3,910.37				
	$APINVCE	00006061	OCTOBER 2020 LANGLEY PARK AT VICTORIA AV	6,968.57				
21028621024	3/12/2020	JAMES BENNETT PTY LTD						849.94
		Invoice Number	*Payment Details*	*Amount*	*Discount*	*Retention*	*PPS*	
	$APINVCE	4734528	LIBRARY STOCK PURCHASES OF ASSORTED BOOK	29.95				
	$APINVCE	4734529	LIBRARY STOCK PURCHASES OF ASSORTED BOOK	473.02				
	$APINVCE	4734527	LIBRARY STOCK PURCHASES OF ASSORTED BOOK	87.03				
	$APINVCE	PSO421688	LIBRARY STOCK PURCHASES OF ASSORTED BOOK	89.16				
	$APINVCE	4734526	LIBRARY STOCK PURCHASES OF ASSORTED BOOK	170.78				

Payment Details by Invoice

MUNICIPAL FUND

From Period 6 **To Period** 6 From Date 1/12/2020 To Date 31/12/2020

Cheque/EFT Number	*Payment Date*	*Payee*						*Payment Amount*
210250	3/12/2020	GILMOUR & JOOSTE ELECTRICAL						2,909.75
		Invoice Number	*Payment Details*	*Amount*	*Discount*	*Retention*	*PPS*	
	$APINVCE	INV-10964	REPAIRS TO INTERCOM AT EXIT BOOM GATE 5	305.87				
	$APINVCE	INV-11260	32A POWER TO COUNCIL HOUSE - CHRISTMAS L	2,493.88				
	$APINVCE	INV-11284	ELECTRICAL MAINTENANCE FOR STREET LIGHTI	110.00				
210251	3/12/2020	IMPERIAL GLASS						4,413.67
		Invoice Number	*Payment Details*	*Amount*	*Discount*	*Retention*	*PPS*	
	$APINVCE	00201487	GLAZING MAINTENANCE - VARIOUS SITES - 20	793.40				
	$APINVCE	00201469	GLAZING MAINTENANCE - VARIOUS SITES - 20	2,222.00				
	$APINVCE	00201488	GLAZING MAINTENANCE - VARIOUS SITES - 20	1,398.27				
210252	3/12/2020	ALFRED BOCK T/AS AGB CONSULTING						4,785.00
		Invoice Number	*Payment Details*	*Amount*	*Discount*	*Retention*	*PPS*	
	$APINVCE	314	OMBUDSMAN SERVICES TO CITY OF PERTH - AL	4,785.00				
210253	3/12/2020	TECHNICAL SERVICES GROUP						313.50
		Invoice Number	*Payment Details*	*Amount*	*Discount*	*Retention*	*PPS*	
	$APINVCE	INV-00001870	CHRISTMAS DECORATIONS LOWER THE WIFI - M	313.50				
210254	3/12/2020	IMAGE SOURCE DIGITAL SOLUTIONS						1,424.50
		Invoice Number	*Payment Details*	*Amount*	*Discount*	*Retention*	*PPS*	
	$APINVCE	453656	DINE/SHOP/PLAY DECAL X 1 REMOVAL OF OLD	434.50				
	$APINVCE	454498	COREFLUTE SIGNAGE 30 NOVEMBER CAR PARK F	104.50				
	$APINVCE	454492	STATE LIBRARY OPERATIONAL HOURS DECAL FO	269.50				
	$APINVCE	453638	DINE/SHOP/PLAY DECAL X 1 REMOVAL OF OLD	616.00				
210255	3/12/2020	JAPANESE TRUCK & BUS SPARES PTY LTD						1,068.30
		Invoice Number	*Payment Details*	*Amount*	*Discount*	*Retention*	*PPS*	
	$APINVCE	386855	TRANSMISSION OIL FOR ALLISON GEAR BOX ON	1,068.30				
210256	3/12/2020	MAIN ROADS WESTERN AUSTRALIA						1,956.44
		Invoice Number	*Payment Details*	*Amount*	*Discount*	*Retention*	*PPS*	
	$APINVCE	8009993	ROAD RENEWAL PROJECTS 2020/21 - TRAFFIC	3,076.65				
	$APCREDT	8009801	CREDIT NOTE/WORKS ADELAIDE TCE WEST BOUN	(8,647.14)				
	$APINVCE	8009994	ROAD RENEWAL PROJECTS 2020/21 - TRAFFIC	7,526.93				

Payment Details by Invoice

MUNICIPAL FUND

From Period 6 **To Period** 6 From Date 1/12/2020 To Date 31/12/2020

Cheque/EFT Number	*Payment Date*	*Payee*						*Payment Amount*
210257	3/12/2020	MSS SECURITY PTY LTD						67,221.89
		Invoice Number	*Payment Details*	*Amount*	*Discount*	*Retention*	*PPS*	
	$APINVCE	70408619	MSS SECURITY TILL 30TH SEPTEMBER 2020	67,221.89				
210258	3/12/2020	MCLEODS BARRISTERS AND SOLICITORS						3,931.74
		Invoice Number	*Payment Details*	*Amount*	*Discount*	*Retention*	*PPS*	
	$APINVCE	116018	FOOD ACT PROSECUTION - ROYAL SEAFOOD	1,069.03				
	$APINVCE	116017	NEW FOOD ACT PROSECUTION ï ARIRANG	1,012.78				
	$APINVCE	115648	NEW FOOD ACT PROSECUTION ï ARIRANG	1,017.54				
	$APINVCE	116237	MATTER: LIGHTPOLE ACCESS LICENCE	832.39				
210259	3/12/2020	ELECTRICITY GENERATION AND RETAIL CORPORATION						1,364.80
		Invoice Number	*Payment Details*	*Amount*	*Discount*	*Retention*	*PPS*	
	$APINVCE	313520660	102 RAILWAY TCE WEST PERTH	299.57				
	$APINVCE	505510190	LOT 7 BARRACK STREET PERTH	116.22				
	$APINVCE	32871819	16 MOUNT STREET PERTH	506.65				
	$APINVCE	131238140	LOT 71 U 1 HAIG PARK CIRCLE	326.14				
	$APINVCE	646325630	U 2 110 WILLIAM STREET PERTH	116.22				
210260	3/12/2020	HERBERT SMITH FREEHILLS						4,102.56
		Invoice Number	*Payment Details*	*Amount*	*Discount*	*Retention*	*PPS*	
	$APINVCE	51019742	LICENCE FOR NORTHBRIDGE COMMUNITY PLAZA	4,102.56				
210261	3/12/2020	DE VINE CELLARS						937.25
		Invoice Number	*Payment Details*	*Amount*	*Discount*	*Retention*	*PPS*	
	$APINVCE	446097-3	DE VINE CELLAR CATERING BEVERAGE SUPPLIE	17.50				
	$APINVCE	448604-3	DE VINE CELLAR CATERING BEVERAGE SUPPLIE	151.00				
	$APINVCE	446917-3	DE VINE CELLAR CATERING BEVERAGE SUPPLIE	138.75				
	$APINVCE	445639-3	DE VINE CELLAR CATERING BEVERAGE SUPPLIE	330.00				
	$APINVCE	445968-3	DE VINE CELLAR CATERING BEVERAGE SUPPLIE	300.00				
210262	3/12/2020	32 DEGREES SOUTH GROUP PTY LTD						2,024.00
		Invoice Number	*Payment Details*	*Amount*	*Discount*	*Retention*	*PPS*	
	$APINVCE	INV-0323	ADDITIONAL INTERNATIONAL ENGAGEMENT	2,024.00				

Payment Details by Invoice

MUNICIPAL FUND

From Period 6 **To Period** 6 From Date 1/12/2020 To Date 31/12/2020

Cheque/EFT Number	*Payment Date*	*Payee*						*Payment Amount*
210263	3/12/2020	MULTI FIX WA						9.41
		Invoice Number	*Payment Details*	*Amount*	*Discount*	*Retention*	*PPS*	
	$APINVCE	S776568	SUPPLY OF 2 X HEX B & N M16 X 180 S/ASSY	9.41				
210264	3/12/2020	WA VENUES & EVENTS PTY LTD						3,480.71
		Invoice Number	*Payment Details*	*Amount*	*Discount*	*Retention*	*PPS*	
	$APINVCE	502469	POWER CHARGES - PERTH CONCERT HALL CAR P	3,480.71				
210265	3/12/2020	BROWNES FOODS OPERATIONS PTY LTD						54.28
		Invoice Number	*Payment Details*	*Amount*	*Discount*	*Retention*	*PPS*	
	$APINVCE	15686556	DEPOT WEEKLY MILK DELIVERY 1 JULY 2020 -	54.28				
210266	3/12/2020	ICONIC PROPERTY SERVICES						585.55
		Invoice Number	*Payment Details*	*Amount*	*Discount*	*Retention*	*PPS*	
	$APINVCE	PSI012088	CLEANING RELIEF CITIPLACE COMMUNITY CENT	585.55				
210267	3/12/2020	FOX AND RABBIT						275.00
		Invoice Number	*Payment Details*	*Amount*	*Discount*	*Retention*	*PPS*	
	$APINVCE	INV-2335	DRIED WA NATIVE FLOWERS FOR EXHIBITION S	275.00				
210268	3/12/2020	WRC MECHANICAL WA						1,292.50
		Invoice Number	*Payment Details*	*Amount*	*Discount*	*Retention*	*PPS*	
	$APINVCE	4108	ANNUAL TRUCK WHEEL ALIGNMENTS AT DEPOT -	1,292.50				
210269	3/12/2020	CARAT AUSTRALIA MEDIA SERVICES PTY LTD						34,487.80
		Invoice Number	*Payment Details*	*Amount*	*Discount*	*Retention*	*PPS*	
	$APINVCE	582956	ALWAYS ON - OCT - DIGITAL MEDIA	5,093.06				
	$APINVCE	582955	ALWAYS ON - OCT - DIGITAL MEDIA	2,433.35				
	$APINVCE	582954	ALWAYS ON - OCT - DIGITAL MEDIA	2,548.57				
	$APINVCE	584331	SPRING MEDIA PLACEMENTS - RADIO	1,020.62				
	$APINVCE	582958	SPRING MEDIA PLACEMENTS - RADIO	23,392.20				
210270	3/12/2020	THE TRUSTEE FOR THE SWIFT FLOW UNIT TRUST						10,389.50
		Invoice Number	*Payment Details*	*Amount*	*Discount*	*Retention*	*PPS*	
	$APINVCE	10537	VARIOUS SITES - UNPLANNED PLUMBING MAINT	10,389.50				

Payment Details by Invoice

MUNICIPAL FUND

From Period 6 **To Period** 6 From Date 1/12/2020 To Date 31/12/2020

Cheque/EFT Number	*Payment Date*	*Payee*						*Payment Amount*
210271	3/12/2020	SONTEC INTEGRATED SYSTEMS						2,345.92
		Invoice Number	*Payment Details*	*Amount*	*Discount*	*Retention*	*PPS*	
	$APINVCE	17416	WO312990 - DEPOT - JOB 14596 WO313073 -	236.50				
	$APINVCE	17275	ICITY KIOSK - LOCK REPLACEMENT - QUOTE 1	1,144.00				
	$APINVCE	17415	WO312990 - DEPOT - JOB 14596 WO313073 -	728.92				
	$APINVCE	17414	WO312990 - DEPOT - JOB 14596 WO313073 -	236.50				
210272	3/12/2020	STEWART & HEATON CLOTHING CO						162.33
		Invoice Number	*Payment Details*	*Amount*	*Discount*	*Retention*	*PPS*	
	$APINVCE	SIN-3281393	BELTS - UTILITY					
210273	3/12/2020	INTERACTCARD PTY LTD						623.70
		Invoice Number	*Payment Details*	*Amount*	*Discount*	*Retention*	*PPS*	
	$APINVCE	00052044	2 X R5F02SAA - PRINTER CARTRIDGES FOR AC	288.20				
	$APINVCE	00051607	300 X ID MYLAR STICKY BACK CARDS - QUOTE	335.50				
210274	3/12/2020	WINC AUSTRALIA PTY PTD						2,221.82
		Invoice Number	*Payment Details*	*Amount*	*Discount*	*Retention*	*PPS*	
	$APINVCE	9034376542	STATIONERY AND OFFICE SUPPLIES FOR CITIP	75.67				
	$APINVCE	9034351843	GST EQ CARNIVAL GIFT CARDS 19/20	140.75				
	$APINVCE	9034308566	LEVEL 4 STATIONERY & KITCHEN SUPPLIES	94.62				
	$APINVCE	9034352236	STATIONERY SUPPLIES, NON GST FOOD SUPPLI	243.21				
	$APINVCE	9034338284	LEVEL 4 STATIONERY & KITCHEN SUPPLIES	24.11				
	$APINVCE	9034279993	COMMUNITY DEVELOPMENT ALLIANCE	160.48				
	$APINVCE	9034294904	STATIONERY SUPPLIES, NON GST FOOD SUPPLI	225.57				
	$APINVCE	9034351824	STATIONERY COMMERCIAL PROPERTIES	80.16				
	$APINVCE	9034150299	STATIONERY SUPPLIES, NON GST FOOD SUPPLI	429.11				
	$APCREDT	9034092883	INVOICE 9033868861	(239.35)				
	$APINVCE	9034352220	COMMUNITY DEVELOPMENT ALLIANCE	345.34				
	$APINVCE	9034367969	AMENDMENT CREATED ON 11-AUG-2020 AMOUNT	491.89				
	$APINVCE	9034365372	COMMUNITY DEVELOPMENT ALLIANCE	89.90				
	$APINVCE	9034139879	STATIONERY SUPPLIES, NON GST FOOD SUPPLI	35.81				
	$APINVCE	9034148423	20/21 STATIONERY AND OFFICE SUPPLIES - G	24.55				
210275	3/12/2020	MRS THERESA WALLEY						250.00
		Invoice Number	*Payment Details*	*Amount*	*Discount*	*Retention*	*PPS*	
	$APINVCE	011220	ELDERS ADVISORY GROUP MEETING 1/12/20	250.00				

Payment Details by Invoice

MUNICIPAL FUND

From Period 6 **To Period** 6 From Date 1/12/2020 To Date 31/12/2020

Cheque/EFT Number	*Payment Date*	*Payee*						*Payment Amount*
210276	3/12/2020	URBANSTONE						31,468.80
		Invoice Number	*Payment Details*	*Amount*	*Discount*	*Retention*	*PPS*	
	$APINVCE	15687710	INFRASTRUCTURE & ASSETS MATERIAL	15,734.40				
	$APINVCE	15687891	DEPOT MAIN STORE STOCK PURCHASING	15,734.40				
210277	3/12/2020	MARGARET CULBONG						250.00
		Invoice Number	*Payment Details*	*Amount*	*Discount*	*Retention*	*PPS*	
	$APINVCE	011220	ELDERS ADVISORY GROUP MEETING 1/12/20	250.00				
210278	3/12/2020	BEN TAYLOR						250.00
		Invoice Number	*Payment Details*	*Amount*	*Discount*	*Retention*	*PPS*	
	$APINVCE	011220	ELDERS ADVISORY GROUP MEETING 1/12/20	250.00				
210279	3/12/2020	JOELZ PTY LTD T/AS BAX SERVICES						9,845.00
		Invoice Number	*Payment Details*	*Amount*	*Discount*	*Retention*	*PPS*	
	$APINVCE	00000258	CLAISEBROOK CHANNEL CLEANING SERVICE	9,845.00				
210280	3/12/2020	ALBERT MCNAMARA						250.00
		Invoice Number	*Payment Details*	*Amount*	*Discount*	*Retention*	*PPS*	
	$APINVCE	011220	ELDERS ADVISORY GROUP MEETING 1/12/20	250.00				
210281	3/12/2020	IRENE MCNAMARA						250.00
		Invoice Number	*Payment Details*	*Amount*	*Discount*	*Retention*	*PPS*	
	$APINVCE	011220	ELDERS ADVISORY GROUP MEETING 1/12/20	250.00				
210282	3/12/2020	PLANT FORCE INVESTMENTS PTY LTD T/AS PLANTRITE						1,542.31
		Invoice Number	*Payment Details*	*Amount*	*Discount*	*Retention*	*PPS*	
	$APINVCE	00034311	SUPPLY PLANTS AS PER QUOTE 30989	1,542.31				
210283	3/12/2020	MURIEL BOWIE						250.00
		Invoice Number	*Payment Details*	*Amount*	*Discount*	*Retention*	*PPS*	
	$APINVCE	011220	ELDERS ADVISORY GROUP MEETING 1/12/20	250.00				
210284	3/12/2020	CENTRAL CITY HEALTH PROFESSIONALS						150.00
		Invoice Number	*Payment Details*	*Amount*	*Discount*	*Retention*	*PPS*	
	$APINVCE	0078380	RANGER PODIATRY SERVICES 20/21	150.00				

Payment Details by Invoice

MUNICIPAL FUND

From Period 6 **To Period** 6 From Date 1/12/2020 To Date 31/12/2020

Cheque/EFT Number	*Payment Date*	*Payee*						*Payment Amount*
210285	3/12/2020	LENARA NOMINEES PTY LTD T/AS PERTH NEWS DELIVERY						95.50
		Invoice Number	*Payment Details*	*Amount*	*Discount*	*Retention*	*PPS*	
	$APINVCE	30294	NEWSPAPERS - LEVEL 4, COUNCIL HOUSE	95.50				
210286	3/12/2020	CORONA DEI MAR HOLDINGS PTY LTD T/AS MY PLACE BAR						8,800.00
		Invoice Number	*Payment Details*	*Amount*	*Discount*	*Retention*	*PPS*	
	$APINVCE	INV-0043	BUSINESS IMPROVEMENT GRANT 2020/21 FY -	8,800.00				
210287	3/12/2020	DULUXGROUP(AUSTRALIA)PTY LTD T/AS DULUX						329.25
		Invoice Number	*Payment Details*	*Amount*	*Discount*	*Retention*	*PPS*	
	$APINVCE	WC04-0319282	PAINT AND HARDWARE SUPPLIES	135.83				
	$APINVCE	WC04-0319072	PAINT AND HARDWARE SUPPLIES	75.91				
	$APINVCE	WC04-0319283	PAINT AND HARDWARE SUPPLIES	60.39				
	$APINVCE	WC04-0318980	PAINT AND HARDWARE SUPPLIES	57.12				
210288	3/12/2020	RICOH AUSTRALIA PTY LTD						2,385.92
		Invoice Number	*Payment Details*	*Amount*	*Discount*	*Retention*	*PPS*	
	$APINVCE	13516379	PRINT ROOM - RICOH PRINTER FINANCIAL YEA	2,385.92				
210289	3/12/2020	THE GRIFFITH FAMILY TRUST T/AS SUPERSTOCK SERVICES						129.93
		Invoice Number	*Payment Details*	*Amount*	*Discount*	*Retention*	*PPS*	
	$APINVCE	40434098	COMMUNITY CENTRE ï JUICE & DAIRY	50.40				
	$APINVCE	40433211	MILK FOR CHILD CARE	79.53				
210290	3/12/2020	SELECT FRESH PTY LTD						356.59
		Invoice Number	*Payment Details*	*Amount*	*Discount*	*Retention*	*PPS*	
	$APINVCE	284549	FRUIT AND VEG FOR CHILD CARE	202.68				
	$APINVCE	284542	FRUIT AND VEGETABLES	62.40				
	$APINVCE	284541	FRUIT AND VEGETABLES	91.51				
210291	3/12/2020	ROOFORCE FACILITY SERVICES PTY LTD						3,245.00
		Invoice Number	*Payment Details*	*Amount*	*Discount*	*Retention*	*PPS*	
	$APINVCE	IV00000000829	ROO FORCE FACILITY SERVICES	3,245.00				

Payment Details by Invoice

MUNICIPAL FUND

From Period 6 **To Period** 6 From Date 1/12/2020 To Date 31/12/2020

Cheque/EFT Number	Payment Date	Payee						Payment Amount
210292	3/12/2020	THE TRUSTEE FOR KELLY CANBY FAMILY TRUST T/AS						935.00
		Invoice Number	*Payment Details*	*Amount*	*Discount*	*Retention*	*PPS*	
	$APINVCE	IV00000088	CHRISTMAS WINDOW DECORATION - LIBRARY	935.00				
210293	3/12/2020	GPC ASIA PACIFIC PTY LTD T/AS COVS						72.91
		Invoice Number	*Payment Details*	*Amount*	*Discount*	*Retention*	*PPS*	
	$APINVCE	1640250908	WORKSHOP CONSUMABLES	29.57				
	$APINVCE	1640250902	WORKSHOP CONSUMABLES	7.39				
	$APINVCE	1640250898	BATTERY MASTER SWITCH FOR LARGE	35.95				
210294	3/12/2020	KOMPAN PLAYSCAPE PTY LTD						220.00
		Invoice Number	*Payment Details*	*Amount*	*Discount*	*Retention*	*PPS*	
	$APINVCE	SI218721	PLAYGROUND REPAIRS MARDALUP PARK AS PER	220.00				
210295	3/12/2020	EQUILIBRIUM INTERACTIVE PTY LTD T/AS EQUILIBRIUM						5,456.00
		Invoice Number	*Payment Details*	*Amount*	*Discount*	*Retention*	*PPS*	
	$APINVCE	8388	EQUILIBRIUM SEO NOVEMBER	5,456.00				
210296	3/12/2020	KERRY FAULKNER						1,100.00
		Invoice Number	*Payment Details*	*Amount*	*Discount*	*Retention*	*PPS*	
	$APINVCE	181120	3 X CHRISTMAS BLOGS	1,100.00				
210297	3/12/2020	CARIAD CONSULTING PTY LTD						2,200.00
		Invoice Number	*Payment Details*	*Amount*	*Discount*	*Retention*	*PPS*	
	$APINVCE	INV-0578	SMALL BUSINESS GRANT 2020/21 CARIAD CONS	2,200.00				
210298	3/12/2020	CAPITARY NO.3 PTY LTD T/AS MIDLAND BRICK						994.83
		Invoice Number	*Payment Details*	*Amount*	*Discount*	*Retention*	*PPS*	
	$APINVCE	1816643	DEPOT YARD STOCK	994.83				
210299	3/12/2020	BUNNINGS BUILDING SUPPLIES P/L						103.55
		Invoice Number	*Payment Details*	*Amount*	*Discount*	*Retention*	*PPS*	
	$APINVCE	2406/99827999	REPLACEMENT PRESSURE 12V PUMP FOR SMALL	103.55				

Payment Details by Invoice

MUNICIPAL FUND

From Period 6 **To Period** 6 From Date 1/12/2020 To Date 31/12/2020

Cheque/EFT Number	*Payment Date*	*Payee*						*Payment Amount*
210300	3/12/2020	CENTRECARE CORPORATE						2,035.00
		Invoice Number	*Payment Details*	*Amount*	*Discount*	*Retention*	*PPS*	
	$APINVCE	23472	CENTRECARE CORPORATE EAP PROGRAM	99.00				
	$APINVCE	23468	CENTRECARE CORPORATE EAP PROGRAM	1,936.00				
210301	3/12/2020	CITY OF NEDLANDS						158,840.00
		Invoice Number	*Payment Details*	*Amount*	*Discount*	*Retention*	*PPS*	
	$APINVCE	62552	PJ14414 ï 40% CLAIM HAMPDEN RD RESURFACING	158,840.00				
210302	3/12/2020	CITY OF PERTH (PETTY CASH)						501.80
		Invoice Number	*Payment Details*	*Amount*	*Discount*	*Retention*	*PPS*	
	$APINVCE	24112020	PETTY CASH REIMBURSEMENT NOV 2020	501.80				
210303	3/12/2020	CLASSIC TREE SERVICES						12,606.71
		Invoice Number	*Payment Details*	*Amount*	*Discount*	*Retention*	*PPS*	
	$APINVCE	INV-32835	PRUNE STRELITZIA'S AND REMOVE DEBRIS, VI	7,054.08				
	$APINVCE	INV-32836	CHRISTMAS DECORATIONS - CATHEDRAL AVE	297.00				
	$APINVCE	INV-32804	STREET TREE PRUNING, REMOVAL AND ARBORIC	5,255.63				
210304	3/12/2020	DARDANUP BUTCHERING UNIT TRUST T/AS DARDANUP						505.53
		Invoice Number	*Payment Details*	*Amount*	*Discount*	*Retention*	*PPS*	
	$APINVCE	BL549291	DARDANUP MEATS	505.53				
210305	3/12/2020	ELGAS SWAP AND GO						110.00
		Invoice Number	*Payment Details*	*Amount*	*Discount*	*Retention*	*PPS*	
	$APINVCE	0363415772	GAS BOTTLE EXCHANGE FOR VIC GARDENS BBQS	110.00				
210306	3/12/2020	HAYS PERSONNEL SERVICES (AUST) PTY LTD						8,315.67
		Invoice Number	*Payment Details*	*Amount*	*Discount*	*Retention*	*PPS*	
	$APINVCE	9679257	SUPPLY OF MAINTENANCE WORKER JASON	1,117.25				
	$APINVCE	9679258	CONTRACT TECHNICIAN	1,647.12				
	$APINVCE	9679256	SUPPLY OF MAINTENANCE WORKER TONY	1,895.83				
	$APINVCE	9585647	BARRY DAVIES. SYSTEMS INTEGRATION JULY	3,655.47				
210307	3/12/2020	CHANDLER MACLEOD LTD						343.34
		Invoice Number	*Payment Details*	*Amount*	*Discount*	*Retention*	*PPS*	
	$APINVCE	93400335	COP CATERING STAFF HIRE.	343.34				

Payment Details by Invoice

MUNICIPAL FUND

From Period 6 **To Period** 6 From Date 1/12/2020 To Date 31/12/2020

Cheque/EFT Number	*Payment Date*	*Payee*						*Payment Amount*
210308	3/12/2020	BUCHER MUNICIPAL PTY LTD						1,109.87
		Invoice Number	*Payment Details*	*Amount*	*Discount*	*Retention*	*PPS*	
	$APINVCE	985349	HYDRAULIC FILTER FOR COMPACTOR ANNUAL SE	480.10				
	$APINVCE	985351	REPLACEMENT HOPPER UP/DOWN SWITCHES FOR	103.44				
	$APINVCE	985348	DIRECTIONAL CONTROL FOR SMALL STREET SWE	526.33				
210309	3/12/2020	MARKETFORCE LTD						4,888.13
		Invoice Number	*Payment Details*	*Amount*	*Discount*	*Retention*	*PPS*	
	$APINVCE	34251	10 X SEEK JOB ADVERTS	220.00				
	$APINVCE	34249	10 X SEEK JOB ADVERTS	198.00				
	$APINVCE	34246	10 X SEEK JOB ADVERTS	220.00				
	$APINVCE	35732	ROAD CLOSURE - KING ST BETWEEN HAY ST A	2,062.67				
	$APINVCE	34242	10 X SEEK JOB ADVERTS	220.00				
	$APINVCE	34243	10 X SEEK JOB ADVERTS	220.00				
	$APINVCE	34247	10 X SEEK JOB ADVERTS	198.00				
	$APINVCE	34248	10 X SEEK JOB ADVERTS	198.00				
	$APINVCE	34245	10 X SEEK JOB ADVERTS	220.00				
	$APINVCE	34234	NEWSPAPER ADVERTISING OF SCHEME	713.46				
	$APINVCE	34250	10 X SEEK JOB ADVERTS	198.00				
	$APINVCE	34244	10 X SEEK JOB ADVERTS	220.00				
210310	3/12/2020	MINDARIE REGIONAL COUNCIL						41,023.03
		Invoice Number	*Payment Details*	*Amount*	*Discount*	*Retention*	*PPS*	
	$APINVCE	SINV-042754	PROVISION OF LANDFILL TIPPING - 20/21	41,023.03				
210311	3/12/2020	NATIONWIDE OILS/T/AS TRANSPACIFIC						310.22
		Invoice Number	*Payment Details*	*Amount*	*Discount*	*Retention*	*PPS*	
	$APINVCE	2030567	REMOVAL OF 1,000L OF OIL WASTE FROM DEPO	310.22				
210312	3/12/2020	LAUNDRY EXPRESS						518.00
		Invoice Number	*Payment Details*	*Amount*	*Discount*	*Retention*	*PPS*	
	$APINVCE	00017329	DELIVERY AND LAUNDRY FOR CLOTH NAPPIES A	518.00				
210313	3/12/2020	NVMS PTY LTD						1,050.50
		Invoice Number	*Payment Details*	*Amount*	*Discount*	*Retention*	*PPS*	
	$APINVCE	1000-3065-2020	CALIBRATION OF NTI AND LD CAL200 METERS	1,050.50				

Payment Details by Invoice

MUNICIPAL FUND

From Period 6 **To Period** 6 From Date 1/12/2020 To Date 31/12/2020

Cheque/EFT Number	*Payment Date*	*Payee*						*Payment Amount*
210314	3/12/2020	PERROTT PAINTING						1,009.74
		Invoice Number	*Payment Details*	*Amount*	*Discount*	*Retention*	*PPS*	
	$APINVCE	SINV16865	PAINT 8 PLAYGROUND SHADE SAIL POLES AT J	1,009.74				
210315	3/12/2020	QUALITY PRESS						764.50
		Invoice Number	*Payment Details*	*Amount*	*Discount*	*Retention*	*PPS*	
	$APINVCE	INV040590	UNEVEN SURFACE STICKERS FOR CONVENTION C	764.50				
210316	3/12/2020	FUJI XEROX BUSINESSFORCE PTY LTD						3,036.81
		Invoice Number	*Payment Details*	*Amount*	*Discount*	*Retention*	*PPS*	
	$APINVCE	662090493	INFRINGEMENT REMINDER AND FINAL DEMAND N	2,365.35				
	$APINVCE	661090429	INFRINGEMENT REMINDER AND FINAL DEMAND N	230.16				
	$APINVCE	661090493	INFRINGEMENT REMINDER AND FINAL DEMAND N	441.30				
210317	3/12/2020	TOTAL EDEN PTY LTD						923.91
		Invoice Number	*Payment Details*	*Amount*	*Discount*	*Retention*	*PPS*	
	$APINVCE	411089993	STORES STOCK	923.91				
210318	3/12/2020	TOWN OF VICTORIA PARK						15,644.09
		Invoice Number	*Payment Details*	*Amount*	*Discount*	*Retention*	*PPS*	
	$APINVCE	03122020	PKNG FEE COLCTN-19/11-25/11/2020	15,644.09				
210319	3/12/2020	ULTIMO CATERING & EVENTS PTY LTD						215.60
		Invoice Number	*Payment Details*	*Amount*	*Discount*	*Retention*	*PPS*	
	$APINVCE	00410299	COP CATERING SUPPLIES	215.60				
210320	3/12/2020	UES (INT'L) PTY LTD T/AS UES INTERNATIONAL						179.52
		Invoice Number	*Payment Details*	*Amount*	*Discount*	*Retention*	*PPS*	
	$APINVCE	INV60-00028664	REAR DOOR RUBBER SEAL FOR ALL RUBBISH TR	179.52				
210321	3/12/2020	VALVOLINE (AUSTRALIA) PTY LTD						1,112.54
		Invoice Number	*Payment Details*	*Amount*	*Discount*	*Retention*	*PPS*	
	$APINVCE	3769351	DIFF OIL FOR LARGE TRUCK AND COMMERCIAL	1,112.54				

Payment Details by Invoice

MUNICIPAL FUND

From Period 6 **To Period** 6 From Date 1/12/2020 To Date 31/12/2020

Cheque/EFT Number	Payment Date	Payee						Payment Amount
210322	3/12/2020	W.C. CONVENIENCE MANAGEMENT PTY LTD						54,405.34
		Invoice Number	*Payment Details*	*Amount*	*Discount*	*Retention*	*PPS*	
	$APINVCE	00011564	SUPP, INSTALL& MAINTAIN AUTO PUBLIC TOILET	52,012.95				
	$APINVCE	00011524	WELLINGTON SQUARE APT - CLEANING & MAINT	2,392.39				
210323	3/12/2020	PUBLIC TRANSPORT AUTHORITY OF WA						224.18
		Invoice Number	*Payment Details*	*Amount*	*Discount*	*Retention*	*PPS*	
	$APINVCE	I5095806	ICITY KIOSK PUBLIC TRANSPORT AUTHORITY -	224.18				
210324	3/12/2020	WEST AUSTRALIAN LOCAL GOVERNMENT ASSOC						210.00
		Invoice Number	*Payment Details*	*Amount*	*Discount*	*Retention*	*PPS*	
	$APINVCE	I3085255	WALGA EVENT - PLANNING FOR CAR PARKING	70.00				
	$APINVCE	I3085256	WALGA EVENT - PLANNING FOR CAR PARKING	70.00				
	$APINVCE	I3085254	WALGA EVENT - PLANNING FOR CAR PARKING	70.00				
210325	3/12/2020	JULIE MARGARET HORNE						120.00
		Invoice Number	*Payment Details*	*Amount*	*Discount*	*Retention*	*PPS*	
	$APINVCE	171120	HEALTHY LIFESTYLE PAYMENT	120.00				
210326	3/12/2020	N H & P K PARASKOV						120.00
		Invoice Number	*Payment Details*	*Amount*	*Discount*	*Retention*	*PPS*	
	$APINVCE	051120	HEALTHY LIFESTYLE PAYMENT	120.00				
210327	3/12/2020	MICHELLE LOKE						120.00
		Invoice Number	*Payment Details*	*Amount*	*Discount*	*Retention*	*PPS*	
	$APINVCE	011220	HEALTHY LIFESTYLE PAYMENT	120.00				
210328	3/12/2020	GRANT BALL						50.00
		Invoice Number	*Payment Details*	*Amount*	*Discount*	*Retention*	*PPS*	
	$APINVCE	OB20201489	OBSTRUCTION PERMIT OB-2020/1489 REFUND	50.00				
210329	3/12/2020	PRIOLO CORPORATION P/L ITF THE PRIOLO						1,122.25
		Invoice Number	*Payment Details*	*Amount*	*Discount*	*Retention*	*PPS*	
	$APINVCE	A1017417	RFD OVERPAID RATES 61-65 KING ST PERTH	1,122.25				

Payment Details by Invoice

MUNICIPAL FUND

From Period 6 **To Period** 6 From Date 1/12/2020 To Date 31/12/2020

Cheque/EFT Number	*Payment Date*	*Payee*						*Payment Amount*
210330	3/12/2020	JOOI FONG KHOH						120.00
		Invoice Number	*Payment Details*	*Amount*	*Discount*	*Retention*	*PPS*	
	$APINVCE	031120	HEALTHY LIFESTYLE PAYMENT	120.00				
210331	3/12/2020	DAN PERRIS						120.00
		Invoice Number	*Payment Details*	*Amount*	*Discount*	*Retention*	*PPS*	
	$APINVCE	021120	HEALTHY LIFESTYLE PAYMENT	120.00				
210332	3/12/2020	CROOSNAH UCKIAH						120.00
		Invoice Number	*Payment Details*	*Amount*	*Discount*	*Retention*	*PPS*	
	$APINVCE	301020	HEALTHY LIFESTYLE PAYMENT	120.00				
210333	3/12/2020	GRAEME MCKELLER						1,625.65
		Invoice Number	*Payment Details*	*Amount*	*Discount*	*Retention*	*PPS*	
	$APINVCE	A1234699	RFD OVERPAID RATES APT 12/37 MOUNT ST	1,625.65				
210334	10/12/2020	REPCO						222.29
		Invoice Number	*Payment Details*	*Amount*	*Discount*	*Retention*	*PPS*	
	$APINVCE	4520569312	6 X WHEEL CLAMPS	74.10				
	$APINVCE	4520569210	6 X WHEEL CLAMPS	148.19				
210335	10/12/2020	CTI5 PTY LTD						462.00
		Invoice Number	*Payment Details*	*Amount*	*Discount*	*Retention*	*PPS*	
	$APINVCE	01069081	COIN COLLECTION FEES FOR CITIPLACE REST	462.00				
210336	10/12/2020	AUSTREND INTERNATIONAL PTY LTD.						976.80
		Invoice Number	*Payment Details*	*Amount*	*Discount*	*Retention*	*PPS*	
	$APINVCE	65553066	STORES STOCK	976.80				

Payment Details by Invoice

MUNICIPAL FUND

From Period 6 **To Period** 6 From Date 1/12/2020 To Date 31/12/2020

Cheque/EFT Number	Payment Date	Payee						Payment Amount
210337	10/12/2020	BIDFOOD WA PTY LTD						5,207.42
		Invoice Number	*Payment Details*	*Amount*	*Discount*	*Retention*	*PPS*	
	$APINVCE	I50956165.PER	BIDFOOD : DRY GOODS TEA,SUGAR,CUPS ETC	206.66				
	$APINVCE	I50809802.PER	BIDFOOD : DRY GOODS TEA,SUGAR,CUPS ETC	254.34				
	$APINVCE	I50831923.PER	CATERING SUPPLIES FOR CITIPLACE COMMUNIT	620.08				
	$APINVCE	I50945707.PER	CATERING SUPPLIES FOR CITIPLACE COMMUNIT	775.63				
	$APINVCE	I50892079.PER	CATERING SUPPLIES FOR CITIPLACE COMMUNIT	477.93				
	$APINVCE	I50956399.PER	CATERING SUPPLIES FOR CITIPLACE COMMUNIT	169.44				
	$APINVCE	I50858008.PER	CATERING SUPPLIES FOR CITIPLACE COMMUNIT	529.64				
	$APINVCE	I50870455.PER	TUESDAY MORNING SHOW - TEA AND COFFEE SE	192.51				
	$APINVCE	I50526990.PER	TUESDAY MORNING SHOW - TEA AND COFFEE SE	324.46				
	$APINVCE	I50956398.PER	CATERING SUPPLIES FOR CITIPLACE COMMUNIT	330.15				
	$APINVCE	I50869626.PER	CATERING SUPPLIES FOR CITIPLACE COMMUNIT	1,068.38				
	$APINVCE	I50921336.PER	CATERING SUPPLIES FOR CITIPLACE COMMUNIT	258.20				
210338	10/12/2020	GILLMORE ELECTRICAL SERVICES PTY LTD						3,226.30
		Invoice Number	*Payment Details*	*Amount*	*Discount*	*Retention*	*PPS*	
	$APINVCE	00001852	ELECTRICAL INSTALLATION FOR CYGNA ART WO	3,226.30				
210339	10/12/2020	MATRIX PRODUCTIONS						4,922.01
		Invoice Number	*Payment Details*	*Amount*	*Discount*	*Retention*	*PPS*	
	$APINVCE	37629	STAGE AND AUDIO FOR THE HAY STREET PEDES	4,922.01				
210340	10/12/2020	NESPRESSO						1,813.00
		Invoice Number	*Payment Details*	*Amount*	*Discount*	*Retention*	*PPS*	
	$APINVCE	35520962	COMMUNITY DEVELOPMENT COFFEE ORDER	1,033.00				
	$APINVCE	36107074	DEPOT NESPRESSO COFFEE PODS	780.00				
210341	10/12/2020	DATA 3						27,425.08
		Invoice Number	*Payment Details*	*Amount*	*Discount*	*Retention*	*PPS*	
	$APINVCE	01964902	AZURE USAGE CHARGES - BILLED QUARTERLY	27,425.08				
210342	10/12/2020	INTERNATIONAL ART SERVICES						5,258.00
		Invoice Number	*Payment Details*	*Amount*	*Discount*	*Retention*	*PPS*	
	$APINVCE	A-151171	16.3 CUBIC METRES OF CLIMATE & NON-CLIMA	5,258.00				

Payment Details by Invoice

MUNICIPAL FUND

From Period 6 **To Period** 6 From Date 1/12/2020 To Date 31/12/2020

Cheque/EFT Number	*Payment Date*	*Payee*						*Payment Amount*
210343	10/12/2020	NAIDOC PERTH INC						37,126.25
		Invoice Number	*Payment Details*	*Amount*	*Discount*	*Retention*	*PPS*	
	$APINVCE	412020	EVENT SPONSORSHIP - NAIDOC WEEK, OPENING	33,000.00				
	$APINVCE	01122020	BOND RFD-NAIDOC WEEK-EV-2020/117	4,126.25				
210344	10/12/2020	WESTBOOKS						1,547.68
		Invoice Number	*Payment Details*	*Amount*	*Discount*	*Retention*	*PPS*	
	$APINVCE	318055	ASSORTED CHILDREN'S LIBRARY STOCK	1,547.68				
210345	10/12/2020	GLOBAL AUTOCOAT PTY LTD						442.37
		Invoice Number	*Payment Details*	*Amount*	*Discount*	*Retention*	*PPS*	
	$APINVCE	SINV396034	SUPPLY OF 3 X STAR N/C S-2000 SUCTION 2.	442.37				
210346	10/12/2020	ATOM SUPPLY						1,167.32
		Invoice Number	*Payment Details*	*Amount*	*Discount*	*Retention*	*PPS*	
	$APINVCE	P2128477	DEPOT MAIN STORE STOCK	12.32				
	$APINVCE	P2128950	STORES STOCK	1,155.00				
210347	10/12/2020	THE TRUSTEE FOR BENNETT KELLY FAMILY TRUST						32,450.00
		Invoice Number	*Payment Details*	*Amount*	*Discount*	*Retention*	*PPS*	
	$APINVCE	00001309	ROVING ENTERTAINMENT FOR HAY STREET PEDE	4,950.00				
	$APINVCE	00001310	CHRISTMAS LIGHTS TRAIL ROVING PERFORMERS	27,500.00				
210348	10/12/2020	THE TRUSTEE FOR JKL TRUST T/AS 3 MONKEYS						2,992.00
		Invoice Number	*Payment Details*	*Amount*	*Discount*	*Retention*	*PPS*	
	$APINVCE	9524	MAINTENANCE FOR ALL THE DISPLAY SCREENS	2,992.00				

Payment Details by Invoice

MUNICIPAL FUND

From Period 6 **To Period** 6 From Date 1/12/2020 To Date 31/12/2020

Cheque/EFT Number	*Payment Date*	*Payee*	*Payment Amount*
210349	10/12/2020	ACCESS BRICKPAVING CO	82,578.42

	Invoice Number	*Payment Details*	*Amount*	*Discount*	*Retention*	*PPS*
$APINVCE	00051024	ROAD RENEWALS PRAM RAMPS - PAVE WA WORKS	46,258.30			
$APINVCE	20112029	REPAIRS TO WALL 1309 HAY STREET	517.00	10.34		
$APINVCE	16102025	ROAD RENEWALS PRAM RAMPS - PAVE WA WORKS	3,236.75			
$APINVCE	16102029	ROAD RENEWALS PRAM RAMPS - PAVE WA WORKS	15,741.36			
$APINVCE	20112027	SUPPLY OF HOT MIX WORKS FOR 8 SQ METERS	1,892.00	37.84		
$APINVCE	20112028	RIVERSIDE DR BETWEEN PLAIN ST AND VICTO	1,982.09	39.64		
$APINVCE	20112024	19 REGAL PLACE LIFT AND RELAY PAVING AN	13,038.74			
				87.82		

210350	10/12/2020	SUNNY INDUSTRIAL BRUSHWARE	552.92

	Invoice Number	*Payment Details*	*Amount*	*Discount*	*Retention*	*PPS*
$APINVCE	00022651	ANNUAL SWEEPER BRUSH BLANKET ORDER FOR 3	552.92			

210351	10/12/2020	SONIC HEALTHPLUS PTY LTD	2,621.30

	Invoice Number	*Payment Details*	*Amount*	*Discount*	*Retention*	*PPS*
$APINVCE	2205624	PRE EMPLOYMENT MEDICALS FOR OPERATIONAL	353.10			
$APINVCE	2204583	PRE EMPLOYMENT MEDICALS FOR OPERATIONAL	404.80			
$APINVCE	2204586	PRE EMPLOYMENT MEDICALS FOR OPERATIONAL	404.80			
$APINVCE	2204584	PRE EMPLOYMENT MEDICALS FOR OPERATIONAL	517.00			
$APINVCE	2205622	PRE EMPLOYMENT MEDICALS FOR OPERATIONAL	517.00			
$APINVCE	2203628	PRE EMPLOYMENT MEDICALS FOR OPERATIONAL	424.60			

210352	10/12/2020	EOS ELECTRICAL	6,999.42

	Invoice Number	*Payment Details*	*Amount*	*Discount*	*Retention*	*PPS*
$APINVCE	00013564	INSTALL 12 BANNER ARMS IN EAT END REVITA	1,994.65			
$APINVCE	00013649	CHRISTMAS DECORATIONS 2020 SWITCH ON DEC	346.50			
$APINVCE	00013550	ELECTRICAL MAINTENANCE OF STREET LIGHTS	1,126.84			
$APINVCE	00013654	CHRISTMAS DECORATIONS - STAND BY CREW FO	990.00			
$APINVCE	00013322	ELECTRICAL MAINTENANCE OF STREET LIGHTS	488.39			
$APINVCE	00013472	SAFETY REPAIRS TO NARROWS FLAG POLE.	2,053.04			

Payment Details by Invoice

MUNICIPAL FUND

From Period 6 **To Period** 6 From Date 1/12/2020 To Date 31/12/2020

Cheque/EFT Number	*Payment Date*	*Payee*	*Payment Amount*
210353	10/12/2020	JAMES BENNETT PTY LTD	393.78

	Invoice Number	*Payment Details*	*Amount*	*Discount*	*Retention*	*PPS*
$APINVCE	4734895	ASSORTED E-BOOKS - PER AXS	86.24			
$APINVCE	PSO421877	LIBRARY STOCK PURCHASES OF ASSORTED BOOK	109.47			
$APINVCE	4734997	LIBRARY STOCK PURCHASES OF ASSORTED BOOK	29.95			
$APINVCE	4734996	LIBRARY STOCK PURCHASES OF ASSORTED BOOK	110.32			
$APINVCE	PSO421875	LIBRARY STOCK PURCHASES OF ASSORTED BOOK	57.80			

210354	10/12/2020	GILMOUR & JOOSTE ELECTRICAL	8,511.33

	Invoice Number	*Payment Details*	*Amount*	*Discount*	*Retention*	*PPS*
$APINVCE	INV-11408	ELECTRICAL MAINTENANCE FOR STREET LIGHTI	134.41			
$APINVCE	INV-11336	CHRISTMAS DECORATIONS 2020 CATHEDRAL AV	997.78			
$APINVCE	INV-11406	ELECTRICAL MAINTENANCE FOR STREET LIGHTI	165.00			
$APINVCE	INV-11403	ELECTRICAL MAINTENANCE FOR STREET LIGHTI	375.41			
$APINVCE	INV-11367	ELECTRICAL MAINTENANCE FOR STREET LIGHTI	55.00			
$APINVCE	INV-11451	ELECTRICAL MAINTENANCE FOR STREET LIGHTI	161.58			
$APINVCE	INV-10453	ELECTRICAL MAINTENANCE FOR STREET LIGHTI	488.20			
$APINVCE	INV-10355	ELECTRICAL MAINTENANCE FOR STREET LIGHTI	225.36			
$APINVCE	INV-11359	ELECTRICAL MAINTENANCE FOR STREET LIGHTI	170.50			
$APINVCE	INV-11402	ELECTRICAL MAINTENANCE FOR STREET LIGHTI	233.84			
$APINVCE	INV-11368	24 HOUR POWER TO COUNTDOWN CLOCK - CHRIS	1,527.89			
$APINVCE	INV-11405	INSTALL POWER TO PAY MACHINE AT MOUNTS B	791.86			
$APINVCE	INV-10719	CITIPLACE CHILD CARE CENTRE, MINOR SWITC	2,964.50			
$APINVCE	INV-11132	INSTALL CCTV ARM AT HAY/IRWIN INTERSECTI	220.00			

210355	10/12/2020	SILVERSPRING TRUST T/AS TJ DEPIAZZI & SONS	3,030.72

	Invoice Number	*Payment Details*	*Amount*	*Discount*	*Retention*	*PPS*
$APINVCE	111442	40M3 OF PINE BARK MULCH DELIVERED IN TWO	1,515.36			
$APINVCE	111518	40M3 OF PINE BARK MULCH DELIVERED IN TWO	1,515.36			

210356	10/12/2020	ARC I WELDING INDUSTRIES PTY LTD	68.64

	Invoice Number	*Payment Details*	*Amount*	*Discount*	*Retention*	*PPS*
$APINVCE	00015833	ASSORTED WELDING FITTINGS FOR DEPOT WORK	68.64			

210357	10/12/2020	PM PRODUCTION DESIGN & MANAGEMENT PTY LTD	91,311.00

	Invoice Number	*Payment Details*	*Amount*	*Discount*	*Retention*	*PPS*
$APINVCE	00002349	CITY OF PERTH PROJECTION 20 NOVEMBER 202	91,311.00			

Payment Details by Invoice

MUNICIPAL FUND

From Period 6 **To Period** 6 From Date 1/12/2020 To Date 31/12/2020

Cheque/EFT Number	Payment Date	Payee						Payment Amount
210358	10/12/2020	IMAGE SOURCE DIGITAL SOLUTIONS						221.10
		Invoice Number	*Payment Details*	*Amount*	*Discount*	*Retention*	*PPS*	
	$APINVCE	454222	NAIDOC WEEK FLOWER GIVEAWAY	221.10				
210359	10/12/2020	WINDCAVE PTY LTD T/AS PAYMENT EXPRESS AUSTRALIA						98.57
		Invoice Number	*Payment Details*	*Amount*	*Discount*	*Retention*	*PPS*	
	$APINVCE	1615167	MONTHLY SERVICE FEE FOR EFTPOS MACHINE A	98.57				
210360	10/12/2020	GJK FACILITY SERVICES						106.70
		Invoice Number	*Payment Details*	*Amount*	*Discount*	*Retention*	*PPS*	
	$APINVCE	391857	CAR PARK REACTIVE MAINTENANCE FOR 2020/2	106.70				
210361	10/12/2020	SURUN SERVICES PTY LTD						9,342.30
		Invoice Number	*Payment Details*	*Amount*	*Discount*	*Retention*	*PPS*	
	$APINVCE	INV-06578-L3R7	NEWCASTLE STREET LIGHTING UPGRADE SUPPLY	9,342.30				
210362	10/12/2020	JAPANESE TRUCK & BUS SPARES PTY LTD						437.75
		Invoice Number	*Payment Details*	*Amount*	*Discount*	*Retention*	*PPS*	
	$APINVCE	387606	NEW DRIVERS SIDE RUBBER FLOOR MAT	175.45				
	$APINVCE	387836	LUMBAR SEAT SWITCH FOR LARGE ROAD SWEEPE	262.30				
210363	10/12/2020	LIGHTSPEED COMMUNICATIONS AUSTRALIA PTY LTD T/AS						14,151.14
		Invoice Number	*Payment Details*	*Amount*	*Discount*	*Retention*	*PPS*	
	$APINVCE	86970	FIBRE OPTIC CABLING TO THE ABERDEEN ST C	14,151.14				
210364	10/12/2020	RIC WAUGH						120.00
		Invoice Number	*Payment Details*	*Amount*	*Discount*	*Retention*	*PPS*	
	$APINVCE	251120	TUESDAY MORNING SHOW - RIC WAUGH 24 NOVE	120.00				
210365	10/12/2020	ARUP						41,393.64
		Invoice Number	*Payment Details*	*Amount*	*Discount*	*Retention*	*PPS*	
	$APINVCE	39-202048	ROE ST ENHANCEMENT PROJECT - DETAILED DE	25,114.74				
	$APINVCE	39-201538	DEVELOPMENT TRIP ANALYSIS, ROE STREET EN	4,901.05				
	$APINVCE	39-201214	DEVELOPMENT TRIP ANALYSIS, ROE STREET EN	11,377.85				

Payment Details by Invoice

MUNICIPAL FUND

From Period 6 **To Period** 6 From Date 1/12/2020 To Date 31/12/2020

Cheque/EFT Number	*Payment Date*	*Payee*						*Payment Amount*
210366	10/12/2020	EASY WEDDINGS PTY LTD						3,960.00
		Invoice Number	*Payment Details*	*Amount*	*Discount*	*Retention*	*PPS*	
	$APINVCE	A294072	SUBSCRIPTION - TOWN HALL PRIORITY VENUES	3,960.00				
210367	10/12/2020	MSS SECURITY PTY LTD						3,917.19
		Invoice Number	*Payment Details*	*Amount*	*Discount*	*Retention*	*PPS*	
	$APINVCE	70410085	MSS SECURITY TILL 30TH SEPTEMBER 2020	3,917.19				
210368	10/12/2020	DEPARTMENT OF MINES INDUSTRY REGULATION AND						65,480.88
		Invoice Number	*Payment Details*	*Amount*	*Discount*	*Retention*	*PPS*	
	$APINVCE	01122020	BUILDING SERVICE LEVY - NOV 2020	65,480.88				
210369	10/12/2020	DATALINE VISUAL LINK PTY LTD						4,014.16
		Invoice Number	*Payment Details*	*Amount*	*Discount*	*Retention*	*PPS*	
	$APINVCE	53352	CONTAINER DEPOSIT SCHEME PROJECT SUPPLY	4,014.16				
210370	10/12/2020	MCLEODS BARRISTERS AND SOLICITORS						8,545.03
		Invoice Number	*Payment Details*	*Amount*	*Discount*	*Retention*	*PPS*	
	$APINVCE	115564	WAEC ELECTORAL GIFT ADVICE	8,545.03				
210371	10/12/2020	J & D EXPO CARPETS PTY LTD						8,466.56
		Invoice Number	*Payment Details*	*Amount*	*Discount*	*Retention*	*PPS*	
	$APINVCE	INV0000113	CHRISTMAS CONCERTS - ASTRO TURF HIRE	4,322.56				
	$APINVCE	INV0000115	ASTROTURF FOR UNCOMPLETED SECTION ON	4,144.00				
210372	10/12/2020	MASTEC AUSTRALIA PTY LTD						770.00
		Invoice Number	*Payment Details*	*Amount*	*Discount*	*Retention*	*PPS*	
	$APINVCE	00077532	STORES STOCK	770.00				
210373	10/12/2020	SCANIA AUSTRALIA PTY LTD						645.70
		Invoice Number	*Payment Details*	*Amount*	*Discount*	*Retention*	*PPS*	
	$APINVCE	60622	NEW REAR AIR TANK FOR LARGE DRAIN CLEANE	645.70				

Payment Details by Invoice

MUNICIPAL FUND

From Period 6 **To Period** 6 From Date 1/12/2020 To Date 31/12/2020

Cheque/EFT Number	*Payment Date*	*Payee*						*Payment Amount*
210374	10/12/2020	ELECTRICITY GENERATION AND RETAIL CORPORATION						64,847.83
		Invoice Number	*Payment Details*	*Amount*	*Discount*	*Retention*	*PPS*	
	$APINVCE	645703790	LOT 1720 U A KINGS PARK ROAD WEST PERTH	435.48				
	$APINVCE	233372630	LOT 8000 TELETHON AVENUE PERTH	573.87				
	$APINVCE	179109720	13 KING STREET PERTH	234.60				
	$APINVCE	592723630	LOT 0 COLLGARDIE STREET WEST PERTH	215.30				
	$APINVCE	293031550	1326 HAY STREET WEST PERTH	175.60				
	$APINVCE	256911520	LOT 8003 U CS WELLINGTON STREET PERTH	422.28				
	$APINVCE	485633840	UMS ASSETS 28/10/20-27/11/20	15,402.07				
	$APINVCE	158062190	986 WELLINGTON STREET PERTH	252.57				
	$APINVCE	229267830	SUTHERLAND ST WEST PERTH	116.67				
	$APINVCE	913188830	4 ROYAL STREET EAST PERTH	440.87				
	$APINVCE	389887300	LOT 0 MOUNT STREET PERTH	195.81				
	$APINVCE	847854270	STREETLIGHT TARIFF 25/10/20-24/11/20	43,140.35				
	$APINVCE	374905150	1249 HAY STREET WEST PERTH	799.14				
	$APINVCE	169385820	700 WELLINGTON STREET PERTH	828.61				
	$APINVCE	271570640	339 WELLINGTON STREET	119.52				
	$APINVCE	279419120	COLIN PLACE EAST PERTH	142.88				
	$APINVCE	200162340	WELLINGTON STREET WEST PERTH	136.64				
	$APINVCE	340523300	1333 HAY STREET WEST PERTH	134.34				
	$APINVCE	574370910	LOT 10 ARTHUR STREET WEST PERTH	273.24				
	$APINVCE	264238670	KINGS PARK ROAD WEST PERTH	112.53				
	$APINVCE	881106450	LOT 200 MOUNT STREET PERTH	261.07				
	$APINVCE	310183150	3 THELMA STREET WEST PERTH	233.31				
	$APINVCE	283130220	351 WELLINGTON STREET PERTH	90.82				
	$APINVCE	476666600	LOT 650 MOUNTS BAY ROAD KINGS PARK	110.26				
210375	10/12/2020	BLACKWOODS ATKINS						650.36
		Invoice Number	*Payment Details*	*Amount*	*Discount*	*Retention*	*PPS*	
	$APINVCE	PE6388YG	STORES STOCK	607.20				
	$APINVCE	PE9448YF	STORES STOCK	129.62				
	$APCREDT	234362	INVOICE PE0958XY	(86.46)				
210376	10/12/2020	CHRISTOPHER RICHARDSON						660.00
		Invoice Number	*Payment Details*	*Amount*	*Discount*	*Retention*	*PPS*	
	$APINVCE	201125	INDEPENDENT FOOD AUDIT AUDIT FROM 19/20	660.00				

Payment Details by Invoice

MUNICIPAL FUND

From Period 6 **To Period** 6 From Date 1/12/2020 To Date 31/12/2020

Cheque/EFT Number	*Payment Date*	*Payee*						*Payment Amount*
210377	10/12/2020	SOIL'N SAND PTY LTD						1,466.52
		Invoice Number	*Payment Details*	*Amount*	*Discount*	*Retention*	*PPS*	
	$APINVCE	INV-8630	STORE STOCK	1,466.52				
210378	10/12/2020	ROSS CUTTEN						120.00
		Invoice Number	*Payment Details*	*Amount*	*Discount*	*Retention*	*PPS*	
	$APINVCE	171120	TUESDAY MORNING SHOW - ROSS CUTTEN 17 NO	120.00				
210379	10/12/2020	WEST COAST SPRING WATER PTY LTD T/AS AUSSIE						792.00
		Invoice Number	*Payment Details*	*Amount*	*Discount*	*Retention*	*PPS*	
	$APINVCE	1754903	CAR PARK DRINKING WATER FOR SEPTEMBER 20	132.00				
	$APINVCE	1754905	CAR PARK DRINKING WATER FOR SEPTEMBER 20	132.00				
	$APINVCE	1754901	CAR PARK DRINKING WATER FOR SEPTEMBER 20	44.00				
	$APINVCE	1802466	CAR PARK DRINKING WATER FOR SEPTEMBER 20	44.00				
	$APINVCE	1754902	CAR PARK DRINKING WATER FOR SEPTEMBER 20	132.00				
	$APINVCE	1754904	CAR PARK DRINKING WATER FOR SEPTEMBER 20	132.00				
	$APINVCE	1754900	CAR PARK DRINKING WATER FOR SEPTEMBER 20	132.00				
	$APINVCE	1778056	CAR PARK DRINKING WATER FOR SEPTEMBER 20	44.00				
210380	10/12/2020	HISCONFE						120.58
		Invoice Number	*Payment Details*	*Amount*	*Discount*	*Retention*	*PPS*	
	$APINVCE	1170864	EQUIPMENT PURCHASE FOR AN UPCOMING	120.58				
210381	10/12/2020	NINEOAKS P/L T/AS PERTH CITY GLASS						1,669.80
		Invoice Number	*Payment Details*	*Amount*	*Discount*	*Retention*	*PPS*	
	$APINVCE	00076689	6.38MM LAMINATED SAFETY GLASS	1,669.80				
210382	10/12/2020	ALLPEST WA						334.00
		Invoice Number	*Payment Details*	*Amount*	*Discount*	*Retention*	*PPS*	
	$APINVCE	6276475	RODENT CONTROL	334.00				

Payment Details by Invoice

MUNICIPAL FUND

From Period 6 **To Period** 6 From Date 1/12/2020 To Date 31/12/2020

Cheque/EFT Number	*Payment Date*	*Payee*						*Payment Amount*
210383	10/12/2020	DORMAKABA AUSTRALIA PTY LTD						2,250.16
		Invoice Number	*Payment Details*	*Amount*	*Discount*	*Retention*	*PPS*	
	$APINVCE	35WA807950	UNPLANNED AUTODOOR MAINTENANCE FOR	251.90				
	$APINVCE	35WA809850	UNPLANNED AUTODOOR MAINTENANCE FOR	1,076.46				
	$APINVCE	35WA806288	UNPLANNED AUTODOOR MAINTENANCE FOR	251.90				
	$APINVCE	35WA806300	UNPLANNED AUTODOOR MAINTENANCE FOR	418.00				
	$APINVCE	35WA805770	UNPLANNED AUTODOOR MAINTENANCE FOR	251.90				
210384	10/12/2020	LIVING EDGE(AUST)PTY LTD						20,211.29
		Invoice Number	*Payment Details*	*Amount*	*Discount*	*Retention*	*PPS*	
	$APINVCE	291734	FURNISHINGS FOR COUNCIL HOUSE L9	20,211.29				
210385	10/12/2020	BUNGAREE LAUNDRY SERVICES						459.14
		Invoice Number	*Payment Details*	*Amount*	*Discount*	*Retention*	*PPS*	
	$APINVCE	00050582	BUNGAREE -COP CATERING LINEN SUPPLY	88.99				
	$APINVCE	00050732	BUNGAREE -COP CATERING LINEN SUPPLY	370.15				
210386	10/12/2020	BROWNES FOODS OPERATIONS PTY LTD						107.48
		Invoice Number	*Payment Details*	*Amount*	*Discount*	*Retention*	*PPS*	
	$APINVCE	15698621	DEPOT WEEKLY MILK DELIVERY 1 JULY 2020 -	107.48				
210387	10/12/2020	ICONIC PROPERTY SERVICES						76,248.88
		Invoice Number	*Payment Details*	*Amount*	*Discount*	*Retention*	*PPS*	
	$APINVCE	PSI011989	CLEANING AND LOCK UP SERVICES VARIOUS PR	2,343.46				
	$APINVCE	PSI011992	CLEANING AND LOCK UP SERVICES VARIOUS PR	21,387.55				
	$APINVCE	PSI012070	BATHROOM CONSUMABLES VARIOUS SITES	2,100.38				
	$APINVCE	PSI012054	BATHROOM CONSUMABLES VARIOUS SITES	85.98				
	$APINVCE	PSI012166	COUNCIL HOUSE - ADDITIONAL CLEANER	6,091.51				
	$APINVCE	PSI011988	CLEANING AND LOCK UP SERVICES VARIOUS PR	28,730.16				
	$APINVCE	PSI011994	CLEANING AND LOCK UP SERVICES VARIOUS PR	15,509.84				

Payment Details by Invoice

MUNICIPAL FUND

From Period 6 **To Period** 6 From Date 1/12/2020 To Date 31/12/2020

Cheque/EFT Number	*Payment Date*	*Payee*						*Payment Amount*
210388	10/12/2020	A E HOSKINS & SONS						4,129.31
		Invoice Number	*Payment Details*	*Amount*	*Discount*	*Retention*	*PPS*	
	$APINVCE	442081	VARIOUS SITES - UNPLANNED MAINTENANCE -	362.52				
	$APINVCE	441951	VARIOUS SITES - UNPLANNED MAINTENANCE -	297.48				
	$APINVCE	442289	VARIOUS SITES - UNPLANNED MAINTENANCE -	622.55				
	$APINVCE	442949	VARIOUS SITES - UNPLANNED MAINTENANCE -	114.53				
	$APINVCE	442177	VARIOUS SITES - UNPLANNED MAINTENANCE -	114.53				
	$APINVCE	442189	VARIOUS SITES - UNPLANNED MAINTENANCE -	253.25				
	$APINVCE	442256	VARIOUS SITES - UNPLANNED MAINTENANCE -	845.55				
	$APINVCE	441545	VARIOUS SITES - UNPLANNED MAINTENANCE -	883.41				
	$APINVCE	443112	VARIOUS SITES - UNPLANNED MAINTENANCE -	635.49				
210389	10/12/2020	CSE CROSSCOM PTY LTD						82.50
		Invoice Number	*Payment Details*	*Amount*	*Discount*	*Retention*	*PPS*	
	$APINVCE	430676	TWO WAY RADIO MONTHLY FEE FOR CITIPLACE	27.50				
	$APINVCE	430677	CSE CROSSCOM MONTHLY NETWORK FEES. PERTH	55.00				
210390	10/12/2020	AUSTRALIAN SERVICES UNION						440.30
		Invoice Number	*Payment Details*	*Amount*	*Discount*	*Retention*	*PPS*	
	$HRPAYJNL	EF 4/12/2020	AUSTRALIAN SERVICES UNION	25.90				
	$HRPAYJNL	F 4/12/2020	AUSTRALIAN SERVICES UNION	414.40				
210391	10/12/2020	PAULL & WARNER ACCIDENT REPAIR CENTRE PERTH PTY						1,170.84
		Invoice Number	*Payment Details*	*Amount*	*Discount*	*Retention*	*PPS*	
	$APINVCE	26758	REPAIRS TO REAR OF VAN	1,170.84				
210392	10/12/2020	CARAT AUSTRALIA MEDIA SERVICES PTY LTD						14,256.58
		Invoice Number	*Payment Details*	*Amount*	*Discount*	*Retention*	*PPS*	
	$APINVCE	582959	SPRING MEDIA PLACEMENTS - DIGITAL 2	14,256.58				
210393	10/12/2020	TCE SERVICES PTY LTD T/AS TRAINING COURSE EXPERTS						5,500.00
		Invoice Number	*Payment Details*	*Amount*	*Discount*	*Retention*	*PPS*	
	$APINVCE	9388	SMALL BUSINESS GRANT 20/21 TRAINING COUR	5,500.00				

Payment Details by Invoice

MUNICIPAL FUND

From Period 6 **To Period** 6 From Date 1/12/2020 To Date 31/12/2020

Cheque/EFT Number	*Payment Date*	*Payee*	*Payment Amount*
210394	10/12/2020	THE TRUSTEE FOR THE SWIFT FLOW UNIT TRUST	18,742.57

	Invoice Number	*Payment Details*	*Amount*	*Discount*	*Retention*	*PPS*
$APINVCE	10541	VARIOUS SITES - UNPLANNED PLUMBING MAINT	91.06			
$APINVCE	10553	VARIOUS SITES - UNPLANNED PLUMBING MAINT	250.40			
$APINVCE	10557	VARIOUS SITES - UNPLANNED PLUMBING MAINT	136.59			
$APINVCE	10556	VARIOUS SITES - UNPLANNED PLUMBING MAINT	1,146.59			
$APINVCE	10545	VARIOUS SITES - UNPLANNED PLUMBING MAINT	819.54			
$APINVCE	10543	VARIOUS SITES - UNPLANNED PLUMBING MAINT	173.59			
$APINVCE	10559	VARIOUS SITES - UNPLANNED PLUMBING MAINT	187.80			
$APINVCE	10550	VARIOUS SITES - UNPLANNED PLUMBING MAINT	338.54			
$APINVCE	10547	VARIOUS SITES - UNPLANNED PLUMBING MAINT	125.20			
$APINVCE	10539	VARIOUS SITES - UNPLANNED PLUMBING MAINT	187.80			
$APINVCE	10270	VARIOUS SITES - UNPLANNED PLUMBING MAINT	268.88			
$APINVCE	10546	VARIOUS SITES - UNPLANNED PLUMBING MAINT	187.80			
$APINVCE	10535	VARIOUS SITES - UNPLANNED PLUMBING MAINT	2,113.28			
$APINVCE	10554	VARIOUS SITES - UNPLANNED PLUMBING MAINT	125.20			
$APINVCE	10542	VARIOUS SITES - UNPLANNED PLUMBING MAINT	157.08			
$APINVCE	10558	VARIOUS SITES - UNPLANNED PLUMBING MAINT	288.15			
$APINVCE	10287	VARIOUS SITES - UNPLANNED PLUMBING MAINT	245.55			
$APINVCE	10548	VARIOUS SITES - UNPLANNED PLUMBING MAINT	259.86			
$APINVCE	10272	VARIOUS SITES - UNPLANNED PLUMBING MAINT	1,532.34			
$APINVCE	10540	VARIOUS SITES - UNPLANNED PLUMBING MAINT	2,202.45			
$APINVCE	10551	VARIOUS SITES - UNPLANNED PLUMBING MAINT	91.06			
$APINVCE	10367	VARIOUS SITES - UNPLANNED PLUMBING MAINT	4,664.77			
$APINVCE	10600	VARIOUS SITES - UNPLANNED PLUMBING MAINT	196.07			
$APINVCE	10366	VARIOUS SITES - UNPLANNED PLUMBING MAINT	123.23			
$APINVCE	10369	VARIOUS SITES - UNPLANNED PLUMBING MAINT	123.23			
$APINVCE	10276	VARIOUS SITES - UNPLANNED PLUMBING MAINT	2,706.51			

Payment Details by Invoice

MUNICIPAL FUND

From Period 6 **To Period** 6 From Date 1/12/2020 To Date 31/12/2020

Cheque/EFT Number	*Payment Date*	*Payee*	*Payment Amount*
210395	10/12/2020	ALLMAKES PTY LTD T/AS BRANDWORX AUSTRALIA	4,125.89

	Invoice Number	*Payment Details*	*Amount*	*Discount*	*Retention*	*PPS*
$APINVCE	728215	UNIFORM PARKING INFORMATION OFFICERS & P	337.22			
$APINVCE	728217	UNIFORM ORDER FOR EH REQUESTED BY CAATHE	1,705.40			
$APINVCE	728218	UNIFORMS FOR 41 STAFF AT LIBRARY	274.19			
$APINVCE	728347	BRANDWORKX 20/21	200.51			
$APINVCE	727805	JASON WEBSTER'S UNIFORM	739.04			
$APINVCE	728508	UNIFORM PARKING INFORMATION OFFICERS & P	357.62			
$APINVCE	728219	UNIFORMS FOR 41 STAFF AT LIBRARY	289.08			
$APINVCE	728220	UNIFORMS FOR 41 STAFF AT LIBRARY	51.82			
$APINVCE	728216	UNIFORM PARKING INFORMATION OFFICERS & P	171.01			

210396	10/12/2020	WEST BUILD PRODUCTS PTY LTD	2,437.60

	Invoice Number	*Payment Details*	*Amount*	*Discount*	*Retention*	*PPS*
$APINVCE	153378	STORES STOCK	2,437.60			

210397	10/12/2020	GLENYS HUGHES	120.00

	Invoice Number	*Payment Details*	*Amount*	*Discount*	*Retention*	*PPS*
$APINVCE	85	TUESDAY MORNING SHOW 13 OCTOBER 2020 - G	120.00			

210398	10/12/2020	ECLIPSE SOILS PTY LTD	11,066.00

	Invoice Number	*Payment Details*	*Amount*	*Discount*	*Retention*	*PPS*
$APINVCE	PERT01044165	MULCH SUPPLY, NARROWS	11,066.00			

Payment Details by Invoice

MUNICIPAL FUND

From Period 6 **To Period** 6 From Date 1/12/2020 To Date 31/12/2020

Cheque/EFT Number	*Payment Date*	*Payee*	*Payment Amount*
210399	10/12/2020	WINC AUSTRALIA PTY PTD	1,700.56

	Invoice Number	*Payment Details*	*Amount*	*Discount*	*Retention*	*PPS*
$APINVCE	9034439810	DEPOT CATERING, CLEANING & STATIONERY SU	402.60			
$APINVCE	9033933744	STATIONERY SUPPLIES FOR LEVEL 1	146.74			
$APINVCE	9034397317	COMMUNITY DEVELOPMENT ALLIANCE	204.67			
$APINVCE	9034398798	LEVEL 4 - KITCHEN CONSUMABLES, CLEANING	24.02			
$APINVCE	9034409830	STATIONERY, CATERING SUPPLIES, CLEANING	102.30			
$APINVCE	9034400662	STATIONERY & KITCHEN SUPPLIER LVL 7	19.22			
$APINVCE	9034439847	20/21 STATIONERY AND OFFICE SUPPLIES - G	53.64			
$APINVCE	9034252361	STATIONERY SUPPLIES FOR LEVEL 1	105.20			
$APINVCE	9034387409	CATERING & BEVERAGES FOR CITIPLACE REST	5.39			
$APINVCE	9034440631	STATIONERY & KITCHEN SUPPLIER LVL 7	87.98			
$APINVCE	9034423413	20/21 STATIONERY AND OFFICE SUPPLIES - G	73.52			
$APINVCE	9034338226	AMENDMENT CREATED ON 11-AUG-2020 AMOUNT	223.31			
$APINVCE	9033931306	STATIONERY SUPPLIES FOR LEVEL 1	38.68			
$APINVCE	9034451553	STATIONARY FOR CITIPLACE CHILD CARE CENT	120.48			
$APINVCE	9034440052	STATIONERY & KITCHEN SUPPLIER LVL 7	36.10			
$APINVCE	9034406441	20/21 STATIONERY AND OFFICE SUPPLIES - G	56.71			

210400	10/12/2020	ACE SECURITY AND EVENTS SERVICES	10,976.00

	Invoice Number	*Payment Details*	*Amount*	*Discount*	*Retention*	*PPS*
$APINVCE	00006710	SECURITY MOORE STREET ACCREDITATION SITE	10,976.00			

210401	10/12/2020	ESSENTIAL FIRE SERVICES PTY LTD	825.00

	Invoice Number	*Payment Details*	*Amount*	*Discount*	*Retention*	*PPS*
$APINVCE	73446SM	ABERDEEN GARAGE EVACUATION DIAGRAM &	825.00			

210402	10/12/2020	HOBAN RECRUITMENT	16,859.72

	Invoice Number	*Payment Details*	*Amount*	*Discount*	*Retention*	*PPS*
$APINVCE	H50737	ELECTRICAL ENGINEER TEMP	2,792.63			
$APINVCE	H50573	CONTRACT STAFF FOR CDS SITE UNTIL 31/12/	5,424.89			
$APINVCE	H50571	CONTRACT STAFF FOR CDS SITE UNTIL 31/12/	704.09			
$APINVCE	H50569	ELECTRICAL ENGINEER TEMP	2,792.63			
$APINVCE	H48861	DEPOT WORKSHOP TA LABOUR HIRE FOR TA JES	1,190.17			
$APINVCE	H50572	HOBAN - LABOUR HIRE 20/21	3,955.31			

Payment Details by Invoice

MUNICIPAL FUND

From Period 6 **To Period** 6 From Date 1/12/2020 To Date 31/12/2020

Cheque/EFT Number	Payment Date	Payee						Payment Amount
210403	10/12/2020	TRAVIS HAYTO PHOTOGRAPHY						660.00
		Invoice Number	*Payment Details*	*Amount*	*Discount*	*Retention*	*PPS*	
	$APINVCE	00001961	WA MUSEUM VIDEO	660.00				
210404	10/12/2020	SUEZ RECYCLING & RECOVERY PTY LTD						30,184.09
		Invoice Number	*Payment Details*	*Amount*	*Discount*	*Retention*	*PPS*	
	$APCREDT	37643261	SUEZ RECYCLING	(3,802.61)				
	$APINVCE	39944181	OZONE RESERVE IRON SLUDGE REMOVAL - GROU	33,986.70				
210405	10/12/2020	ENVIRO INFRASTRUCTURE PTY LTD						18,757.45
		Invoice Number	*Payment Details*	*Amount*	*Discount*	*Retention*	*PPS*	
	$APINVCE	6298	TREE GRATE CUTTING/MODIFYING	3,738.90				
	$APINVCE	6384	CHRISTMAS DECORATIONS MAKE ADJUSTMENT	3,714.63				
	$APINVCE	6253	TREE GRATE CUTTING/MODIFYING	11,303.92				
210406	10/12/2020	CORPORATE GOVERNANCE RISK PTY LTD						5,500.00
		Invoice Number	*Payment Details*	*Amount*	*Discount*	*Retention*	*PPS*	
	$APINVCE	IV00002384	MONTHLY HOSTING FEES FOR CORPORATE GOVER	5,500.00				
210407	10/12/2020	CENTRAL CITY HEALTH PROFESSIONALS						196.00
		Invoice Number	*Payment Details*	*Amount*	*Discount*	*Retention*	*PPS*	
	$APINVCE	0082607	PARKING OFFICER PODIATRY 20/21	111.00				
	$APINVCE	0082496	PARKING OFFICER PODIATRY 20/21	85.00				
210408	10/12/2020	RISK PROTECT SECURITY SERVICES PTY LTD						445.50
		Invoice Number	*Payment Details*	*Amount*	*Discount*	*Retention*	*PPS*	
	$APINVCE	IV00001307	COUNCIL HOUSE, LIBRARY AND FORREST PLACE	445.50				
210409	10/12/2020	CATSAT HOLDINGS PTY LTD T/AS CADSULT						9,603.00
		Invoice Number	*Payment Details*	*Amount*	*Discount*	*Retention*	*PPS*	
	$APINVCE	INV-0445	OZONE RESERVE PUMP STATION SWITCHBOARD R	9,603.00				
210410	10/12/2020	JESSICA WYLD PHOTOGRAPHY PTY LTD						5,951.00
		Invoice Number	*Payment Details*	*Amount*	*Discount*	*Retention*	*PPS*	
	$APINVCE	201016	PHOTOGRAPHY FOR ELECTED MEMBER BIOS AND	836.00				
	$APINVCE	200932	VISIT PERTH BLOG PHOTOGRAPHY	5,115.00				

Payment Details by Invoice

MUNICIPAL FUND

From Period 6 **To Period** 6 From Date 1/12/2020 To Date 31/12/2020

Cheque/EFT Number	*Payment Date*	*Payee*						*Payment Amount*
210411	10/12/2020	CDM AUSTRALIA PTY LTD						49,386.70
		Invoice Number	*Payment Details*	*Amount*	*Discount*	*Retention*	*PPS*	
	$APINVCE	P74968	CORPORATE LAPTOPS FOR ADHOC DEPLOYMENT	49,386.70				
210412	10/12/2020	CHADSON ENGINEERING PTY LTD						253.00
		Invoice Number	*Payment Details*	*Amount*	*Discount*	*Retention*	*PPS*	
	$APINVCE	A0090214	CHLOROMETER SERVICE CALIBRATION REQUESTE	253.00				
210413	10/12/2020	CIRRUS NETWORKS PTY LTD T/AS CIRRUS						22,712.97
		Invoice Number	*Payment Details*	*Amount*	*Discount*	*Retention*	*PPS*	
	$APINVCE	INV0006879	CHECKPOINT FIREWALL	22,712.97				
210414	10/12/2020	T.J GREEN & D.A PARISH T/AS THE HYBRID MINDS						691.00
		Invoice Number	*Payment Details*	*Amount*	*Discount*	*Retention*	*PPS*	
	$APINVCE	10196	ICITY WALKING TOUR VIDEO	691.00				
210415	10/12/2020	AMANDA KYLIE ZUVELA T/A VIEWFINDER PHOTOGRAPHY						350.00
		Invoice Number	*Payment Details*	*Amount*	*Discount*	*Retention*	*PPS*	
	$APINVCE	2018	EVENT PHOTOGRAPHY FOR "BOOK WITH A CHOOK	350.00				
210416	10/12/2020	TSTEE GREEN F/TRUST & TSTEE HOOD F/TRUST T/A OFFICE						137.28
		Invoice Number	*Payment Details*	*Amount*	*Discount*	*Retention*	*PPS*	
	$APINVCE	141502	CATERING MILK SUPPLIES	137.28				
210417	10/12/2020	LEANNE ROBYN TAYLOR T/AS WOMENS BUSINESS						1,700.00
		Invoice Number	*Payment Details*	*Amount*	*Discount*	*Retention*	*PPS*	
	$APINVCE	267	PERFORMANCE FEE FOR WEAVING WITH WEEDS	1,700.00				
210418	10/12/2020	NEVERFAIL SPRINGWATER LIMITED						46.80
		Invoice Number	*Payment Details*	*Amount*	*Discount*	*Retention*	*PPS*	
	$APINVCE	123321	DRINKING WATER FOR PARKS CRIB ROOMS	46.80				
210419	10/12/2020	ICT EXPRESS PTY LTD						1,238.60
		Invoice Number	*Payment Details*	*Amount*	*Discount*	*Retention*	*PPS*	
	$APINVCE	00002966	FIBRE PATCH LEADS AND SFP'S.	1,238.60				

Payment Details by Invoice

MUNICIPAL FUND

From Period 6 **To Period** 6 From Date 1/12/2020 To Date 31/12/2020

Cheque/EFT Number	Payment Date	Payee						Payment Amount
210420	10/12/2020	DULUXGROUP(AUSTRALIA)PTY LTD T/AS DULUX						582.82
		Invoice Number	*Payment Details*	*Amount*	*Discount*	*Retention*	*PPS*	
	$APINVCE	WC04-0319641	PAINT AND HARDWARE SUPPLIES FOR USE IN G	331.00				
	$APINVCE	WC04-0319778	STORES STOCK	251.82				
210421	10/12/2020	THE TRUSTEE FOR S&A WILLIAMSON TRUST T/A						4,950.00
		Invoice Number	*Payment Details*	*Amount*	*Discount*	*Retention*	*PPS*	
	$APINVCE	00045024	CLAISEBROOK COVE JETTIES - INSPECTION TO	4,950.00				
210422	10/12/2020	TARGA WEST						77,000.00
		Invoice Number	*Payment Details*	*Amount*	*Discount*	*Retention*	*PPS*	
	$APINVCE	8531	STRATEGIC EVENT SPONSORSHIP PO FOR TARGA	38,500.00				
	$APINVCE	8690	STRATEGIC EVENT SPONSORSHIP PO FOR TARGA	38,500.00				
210423	10/12/2020	J.H. FLUID TRANSFER SOLUTIONS PTY LTD T/AS PIRTEK						523.33
		Invoice Number	*Payment Details*	*Amount*	*Discount*	*Retention*	*PPS*	
	$APINVCE	ML-T00037582	CALL OUT TO REPLACE UNLOADER VALVE FOR D	275.22				
	$APINVCE	ML-T00037498	WATER LEAK REPAIR FOR DEPOT WATER TREATM	248.11				
210424	10/12/2020	RICOH AUSTRALIA PTY LTD						855.88
		Invoice Number	*Payment Details*	*Amount*	*Discount*	*Retention*	*PPS*	
	$APINVCE	13558940	PRINT ROOM - RICOH PRINTER FINANCIAL YEA	855.88				
210425	10/12/2020	MELANIE DIWATA GRIFFITHS						300.00
		Invoice Number	*Payment Details*	*Amount*	*Discount*	*Retention*	*PPS*	
	$APINVCE	0190526	ALWAYS ON - GIG GUIDE - AUGUST 2020 TO J	300.00				
210426	10/12/2020	THE GRIFFITH FAMILY TRUST T/AS SUPERSTOCK SERVICES						112.08
		Invoice Number	*Payment Details*	*Amount*	*Discount*	*Retention*	*PPS*	
	$APINVCE	40434899	FRUIT JUICE AND DAIRY PRODUCTS FOR THE C	50.40				
	$APCREDT	656397	INVOICE 40432474	(4.33)				
	$APCREDT	655947	INVOICE 40428869	(13.52)				
	$APINVCE	40434898	MILK FOR CHILD CARE	79.53				
210427	10/12/2020	TONE LIST INC						5,000.00
		Invoice Number	*Payment Details*	*Amount*	*Discount*	*Retention*	*PPS*	
	$APINVCE	2020112	ARTS GRANT - AUDIBLE EDGE FESTIVAL - TON	5,000.00				

Payment Details by Invoice

MUNICIPAL FUND

From Period 6 **To Period** 6 From Date 1/12/2020 To Date 31/12/2020

Cheque/EFT Number	Payment Date	Payee						Payment Amount
210428	10/12/2020	SELECT FRESH PTY LTD						524.17
		Invoice Number	*Payment Details*	*Amount*	*Discount*	*Retention*	*PPS*	
	$APINVCE	285073	FRUIT AND VEGETABLES	48.00				
	$APINVCE	285017	FRUIT AND VEGETABLES	104.19				
	$APINVCE	284851	FRUIT AND VEGETABLES	69.82				
	$APINVCE	284921	FRUIT AND VEG FOR CHILD CARE	223.70				
	$APINVCE	285072	FRUIT AND VEGETABLES	78.46				
210429	10/12/2020	R1I PTY LTD T/AS R1I TECHNOLOGY						1,452.00
		Invoice Number	*Payment Details*	*Amount*	*Discount*	*Retention*	*PPS*	
	$APINVCE	37374	CISCO ISE UPGRADE	1,452.00				
210430	10/12/2020	ZOE MAREE GILPIN (THE DIY DECORATOR)						350.00
		Invoice Number	*Payment Details*	*Amount*	*Discount*	*Retention*	*PPS*	
	$APINVCE	031120	HOMEWARES CHRISTMAS BLOG AND SOCIAL	350.00				
210431	10/12/2020	303 MULLENLOWE AUSTRALIA PTY LTD T/AS 303						18,393.50
		Invoice Number	*Payment Details*	*Amount*	*Discount*	*Retention*	*PPS*	
	$APINVCE	5000758616	CH9 PRIZES - PURCHASING	18,393.50				
210432	10/12/2020	ROOFORCE FACILITY SERVICES PTY LTD						3,245.00
		Invoice Number	*Payment Details*	*Amount*	*Discount*	*Retention*	*PPS*	
	$APINVCE	IV00000000838	ROO FORCE FACILITY SERVICES	3,245.00				
210433	10/12/2020	MISSION BAY ENTERPRISES PTY LTD T/AS CRUSH						2,970.00
		Invoice Number	*Payment Details*	*Amount*	*Discount*	*Retention*	*PPS*	
	$APINVCE	INV-50882	MOORDITJ BRIDYAS - SOLID BOSSES EXHIBITI	2,970.00				
210434	10/12/2020	TONI MACARLA ROUTLEDGE T/AS PERTH PIANO CARE						275.00
		Invoice Number	*Payment Details*	*Amount*	*Discount*	*Retention*	*PPS*	
	$APCREDT	1211	PERTH TOWN HALL - PIANO TUNING OCTOBER 2	275.00				
210435	10/12/2020	HTR ELECTRICAL AND INSPECTION SERVICES PTY LTD						385.00
		Invoice Number	*Payment Details*	*Amount*	*Discount*	*Retention*	*PPS*	
	$APINVCE	IV00000000577	CHRISTMAS CONCERTS - FORM 5 SIGN OFF	385.00				

Payment Details by Invoice

MUNICIPAL FUND

From Period 6 **To Period** 6 From Date 1/12/2020 To Date 31/12/2020

Cheque/EFT Number	*Payment Date*	*Payee*						*Payment Amount*
210436	10/12/2020	THE TRUSTEE FOR THE QUITO PTY LTD T/AS BENARA						2,095.50
		Invoice Number	*Payment Details*	*Amount*	*Discount*	*Retention*	*PPS*	
	$APINVCE	266487	TREE PROCUREMENT - HAY ST AND IRWIN ST	775.50				
	$APINVCE	257918	TREE PROCUREMENT - HAY ST AND IRWIN ST	1,320.00				
210437	10/12/2020	MAJOR TRAFFIC MANAGEMENT PTY LTD T/A SECURE						8,783.50
		Invoice Number	*Payment Details*	*Amount*	*Discount*	*Retention*	*PPS*	
	$APINVCE	00000242	SUPPLY OF CCTV REQUIREMENTS	8,783.50				
210438	10/12/2020	AUSTART PTY LTD						297.00
		Invoice Number	*Payment Details*	*Amount*	*Discount*	*Retention*	*PPS*	
	$APINVCE	4260	ICITY VOLUNTEER UNIFORMS - TOP UP ORDER	297.00				
210439	10/12/2020	BERNARD CARNEY						2,430.00
		Invoice Number	*Payment Details*	*Amount*	*Discount*	*Retention*	*PPS*	
	$APINVCE	225	TMS COORDINATOR 40 SHOWS $6,000.00 TMS	1,350.00				
	$APINVCE	226	TMS COORDINATOR 40 SHOWS $6,000.00 TMS	1,080.00				
210440	10/12/2020	SIGN HERE SIGNS PTY LTD						38.50
		Invoice Number	*Payment Details*	*Amount*	*Discount*	*Retention*	*PPS*	
	$APINVCE	I009046	CITY STATION CONCOURSE - CHANGES TO DIRE	38.50				
210441	10/12/2020	TYRES 4U PTY LIMITED						1,503.70
		Invoice Number	*Payment Details*	*Amount*	*Discount*	*Retention*	*PPS*	
	$APINVCE	XX777734	4 X NEW TYRES ON LARGE HINO RUBBISH TRUC	1,503.70				
210442	10/12/2020	LUKE DONOVAN RILEY T/AS LUKE RILEY CREATIVE						680.00
		Invoice Number	*Payment Details*	*Amount*	*Discount*	*Retention*	*PPS*	
	$APINVCE	COP2011_001	CHRISTMAS LIGHTS TRAIL PHOTOGRAPHY	680.00				
210443	10/12/2020	CABLE8 ELECTRICAL COMMUNICATIONS PTY LTD						3,326.40
		Invoice Number	*Payment Details*	*Amount*	*Discount*	*Retention*	*PPS*	
	$APINVCE	82933	Q23906 RELOCATE 7 LIGHT FITTINGS AT HARR	3,326.40				
210444	10/12/2020	LISA NICOLE ESTRANO T/AS SAD JANE						4,670.00
		Invoice Number	*Payment Details*	*Amount*	*Discount*	*Retention*	*PPS*	
	$APINVCE	191120	SMALL BUSINESS GRANT 20/21 SAD JANE (REB	4,670.00				

Payment Details by Invoice

MUNICIPAL FUND

From Period 6 **To Period** 6 From Date 1/12/2020 To Date 31/12/2020

Cheque/EFT Number	*Payment Date*	*Payee*						*Payment Amount*
210445	10/12/2020	INDO-ASIA DIGITAL HEALTH CENTRE FOR INNOVATION						5,000.00
		Invoice Number	*Payment Details*	*Amount*	*Discount*	*Retention*	*PPS*	
	$APINVCE	1007	ECONOMIC DEV SPON - ANNUAL SUMMIT ON DIG	5,000.00				
210446	10/12/2020	PETER NEIL FOLEY						4,370.00
		Invoice Number	*Payment Details*	*Amount*	*Discount*	*Retention*	*PPS*	
	$APINVCE	191120	EVENT QRG - RAVE RELIEF, PETER FOLEY. A	4,370.00				
210447	10/12/2020	THE TRUSTEE FOR THE ROSE SUPERANNUATION FUND						584.62
		Invoice Number	*Payment Details*	*Amount*	*Discount*	*Retention*	*PPS*	
	$HRPAYJNL	F 4/12/2020	SGC COMPULSORY - EMPLOYER	198.77				
	$HRPAYJNL	F 4/12/2020	SGC COMPULSORY - EMPLOYER	192.92				
	$HRPAYJNL	F 4/12/2020	SGC COMPULSORY - EMPLOYER	192.93				
210448	10/12/2020	CX DEVELOPMENT(AUST)PTY LTD T/AS CROISSANT						18,150.00
		Invoice Number	*Payment Details*	*Amount*	*Discount*	*Retention*	*PPS*	
	$APINVCE	INV-0119	BUSINESS IMPROVEMENT GRANT 2020/21 - CRO	18,150.00				
210449	10/12/2020	TAKEOVER ENTERPRISE PTY LTD T/AS HEAD TO SOLE						3,702.00
		Invoice Number	*Payment Details*	*Amount*	*Discount*	*Retention*	*PPS*	
	$APINVCE	43444	SMALL BUSINESS GRANT 2020 21 HEAD TO SOL	3,702.00				
210450	10/12/2020	STEVEN DOUGLAS HENSBY						1,000.00
		Invoice Number	*Payment Details*	*Amount*	*Discount*	*Retention*	*PPS*	
	$APINVCE	244917	CHRISTMAS CONCERTS - SINGLE PERFORMANCE	1,000.00				
210451	10/12/2020	ELSA ROSEMARY SILBERSTEIN						1,600.00
		Invoice Number	*Payment Details*	*Amount*	*Discount*	*Retention*	*PPS*	
	$APINVCE	251120	TWO AUDIO FILES DELIVERED DIGITALLY.	1,600.00				

Payment Details by Invoice

MUNICIPAL FUND

From Period 6 **To Period** 6 From Date 1/12/2020 To Date 31/12/2020

Cheque/EFT Number	*Payment Date*	*Payee*						*Payment Amount*
210452	10/12/2020	BLUE COLLAR PEOPLE						44,682.97
		Invoice Number	*Payment Details*	*Amount*	*Discount*	*Retention*	*PPS*	
	$APINVCE	00149373	SUPPLY OF CARPENTER TEAM LEADER JOHN CRE	2,135.52				
	$APINVCE	00149427	WAC DAYSHIFT BLUE COLLAR LABOUR COSTS -	10,756.85				
	$APINVCE	00149371	LABOUR HIRE NIGHTSHIFT WE 15/11/20	8,488.45				
	$APINVCE	00149426	LABOUR HIRE NIGHTSHIFT WE 22/11/20	8,178.39				
	$APINVCE	00149428	SUPPLY OF CARPENTER TEAM LEADER JOHN CRE	1,888.92				
	$APINVCE	00149372	BLUE COLLAR CONTRACT LABOUR COSTS FROM 0	11,432.05				
	$APINVCE	00149429	TA LABOUR HIRE - ROWAN FULLGRABE 41.5 HR	1,802.79				
210453	10/12/2020	BLYTH ENTERPRISES PTY LTD						105.60
		Invoice Number	*Payment Details*	*Amount*	*Discount*	*Retention*	*PPS*	
	$APINVCE	140549	CASTER WHEELS FOR SPRAY JET ON PAVEMENT	105.60				
210454	10/12/2020	BOC GASES AUSTRALIA LTD						318.19
		Invoice Number	*Payment Details*	*Amount*	*Discount*	*Retention*	*PPS*	
	$APINVCE	4027137631	HIRE OF GASES BOTTLES FOR DEPOT	143.98				
	$APINVCE	4024183284	BOC BLANKET ORDER REQUESTED BY EH	3.28				
	$APINVCE	4027084050	HIRE OF GASES BOTTLES FOR DEPOT	170.93				
210455	10/12/2020	BUILDING & CONSTRUCTION INDUSTRY TRAININ						20,515.35
		Invoice Number	*Payment Details*	*Amount*	*Discount*	*Retention*	*PPS*	
	$APINVCE	02122020	BCITF AS AT 30 NOVEMEBR 2020	20,515.35				
210456	10/12/2020	BUNNINGS BUILDING SUPPLIES P/L						231.68
		Invoice Number	*Payment Details*	*Amount*	*Discount*	*Retention*	*PPS*	
	$APINVCE	2404/00107354	4 X COBWEB BROOMS	57.24				
	$APINVCE	2404/01328377	SUPPLY OF 1 X SAFETY STEP AND 5 X GAUG	126.94				
	$APINVCE	2404/01329046	SUPPLY BONDALL 4L SILASEC CEMENT ADDITIV	47.50				
210457	10/12/2020	CABCHARGE AUSTRALIA PTY LTD						377.57
		Invoice Number	*Payment Details*	*Amount*	*Discount*	*Retention*	*PPS*	
	$APINVCE	01034181P1908	TAXI VOUCHERS	50.90				
	$APINVCE	25079624P2011	CAB CHARGE FOR ABORIGINAL ENGAGEMENT & R	326.67				

Payment Details by Invoice

MUNICIPAL FUND

From Period 6 **To Period** 6 From Date 1/12/2020 To Date 31/12/2020

Cheque/EFT Number	*Payment Date*	*Payee*					*Payment Amount*
210458	10/12/2020	CALTEX AUSTRALIA PETROLEUM PTY LTD					15,307.35
		Invoice Number	*Payment Details*	*Amount*	*Discount*	*Retention*	*PPS*
	$APINVCE	9424881284	DEPOT FUEL	13,225.52			
	$APINVCE	9424881283	REPLACEMENT RESCUE SWITCH FOR URBIN COMP	2,081.83			
210459	10/12/2020	CFMEU MINING & ENERGY DIVISION					328.00
		Invoice Number	*Payment Details*	*Amount*	*Discount*	*Retention*	*PPS*
	$HRPAYJNL	EF 4/12/2020	CFMEU	296.00			
	$HRPAYJNL	F 4/12/2020	CFMEU	32.00			
210460	10/12/2020	CHILD SUPPORT AGENCY					1,780.19
		Invoice Number	*Payment Details*	*Amount*	*Discount*	*Retention*	*PPS*
	$HRPAYJNL	EF 4/12/2020	ATO CHILD SUPPORT AGENCY	1,108.30			
	$HRPAYJNL	F 4/12/2020	ATO CHILD SUPPORT AGENCY	671.89			
210461	10/12/2020	CITY OF MELVILLE					5,000.00
		Invoice Number	*Payment Details*	*Amount*	*Discount*	*Retention*	*PPS*
	$APINVCE	61937	ARTWORK ACQUISITION ERIN COATES, ALLUVI	5,000.00			
210462	10/12/2020	CITY OF NEDLANDS					58,977.16
		Invoice Number	*Payment Details*	*Amount*	*Discount*	*Retention*	*PPS*
	$APINVCE	63335	PJ14414-HAMPDEN RD(SOUTH BOUND) RESURFAC	58,977.16			
210463	10/12/2020	CITY OF PERTH (PETTY CASH)					641.35
		Invoice Number	*Payment Details*	*Amount*	*Discount*	*Retention*	*PPS*
	$APINVCE	24112020A	REIMBURSE PETTY CASH AS AT 30 NOV 2020	641.35			
210464	10/12/2020	CITY OF PERTH STAFF SOCIAL CLUB					861.00
		Invoice Number	*Payment Details*	*Amount*	*Discount*	*Retention*	*PPS*
	$HRPAYJNL	F 4/12/2020	SOCIAL CLUB	833.00			
	$HRPAYJNL	EF 4/12/2020	SOCIAL CLUB	28.00			

Payment Details by Invoice

MUNICIPAL FUND

From Period 6 **To Period** 6 From Date 1/12/2020 To Date 31/12/2020

Cheque/EFT Number	*Payment Date*	*Payee*						*Payment Amount*
210465	10/12/2020	CLASSIC TREE SERVICES						22,484.25
		Invoice Number	*Payment Details*	*Amount*	*Discount*	*Retention*	*PPS*	
	$APINVCE	INV-32878	STREET TREE PRUNING, REMOVAL AND ARBORIC	766.00				
	$APINVCE	INV-32720	STREET TREE PRUNING, REMOVAL AND ARBORIC	15,946.23				
	$APINVCE	INV-32879	STREET TREE PRUNING, REMOVAL AND ARBORIC	3,824.26				
	$APINVCE	INV-32837	STREET TREE PRUNING, REMOVAL AND ARBORIC	1,947.76				
210466	10/12/2020	CPA AUSTRALIA						1,600.00
		Invoice Number	*Payment Details*	*Amount*	*Discount*	*Retention*	*PPS*	
	$APINVCE	1442207667	CPA CONGRESS 2020 - VIRTUAL EVENT	1,600.00				
210467	10/12/2020	DARDANUP BUTCHERING UNIT TRUST T/AS DARDANUP						535.73
		Invoice Number	*Payment Details*	*Amount*	*Discount*	*Retention*	*PPS*	
	$APINVCE	BL549694	DARDANUP MEATS	272.67				
	$APINVCE	BL549712	MEAT DELIVERY FOR CHILD CARE	263.06				
210468	10/12/2020	DIAMOND LOCK & KEY						679.27
		Invoice Number	*Payment Details*	*Amount*	*Discount*	*Retention*	*PPS*	
	$APINVCE	256823	VARIOUS SITES - UNPLANNED MAINTENANCE -	261.25				
	$APINVCE	257301	VARIOUS SITES - UNPLANNED MAINTENANCE -	289.75				
	$APINVCE	256726	VARIOUS SITES - UNPLANNED MAINTENANCE -	128.27				
210469	10/12/2020	EDITH COWAN UNIVERSITY						5,489.00
		Invoice Number	*Payment Details*	*Amount*	*Discount*	*Retention*	*PPS*	
	$APINVCE	10039538	CYBERCHECK.ME PROGRAM TO RUN A SERIES OF	5,489.00				
210470	10/12/2020	FARINOSI & SONS PTY LTD						116.10
		Invoice Number	*Payment Details*	*Amount*	*Discount*	*Retention*	*PPS*	
	$APINVCE	10985154	STORES STOCK	116.10				
210471	10/12/2020	GRASSTREES AUSTRALIA						3,036.00
		Invoice Number	*Payment Details*	*Amount*	*Discount*	*Retention*	*PPS*	
	$APINVCE	00009706	SUPPLY 5 X GRASS TREES 60 - 80CM STEMS	3,036.00				
210472	10/12/2020	HAMES SHARLEY (WA) PTY LTD						18,634.00
		Invoice Number	*Payment Details*	*Amount*	*Discount*	*Retention*	*PPS*	
	$APINVCE	WA014390	HAY STREET MALL UPPER FLOOR ACTIVATION P	18,634.00				

Payment Details by Invoice

MUNICIPAL FUND

From Period 6 **To Period** 6 From Date 1/12/2020 To Date 31/12/2020

Cheque/EFT Number	*Payment Date*	*Payee*						*Payment Amount*
210473	10/12/2020	HAYS PERSONNEL SERVICES (AUST) PTY LTD						12,550.11
		Invoice Number	*Payment Details*	*Amount*	*Discount*	*Retention*	*PPS*	
	$APINVCE	9695682	SCR CONTRACTOR CHRISSIE MCPOLIN	1,239.58				
	$APINVCE	9695677	SCR CONTRACTOR TYRRELL LEVITT	2,446.54				
	$APINVCE	9693762	CONTRACT TECHNICIAN	1,647.12				
	$APINVCE	9695679	SUPPLY OF MAINTENANCE WORKER JASON	1,895.83				
	$APINVCE	9695678	SUPPLY OF MAINTENANCE WORKER TONY	1,895.83				
	$APINVCE	9695676	SCR CONTRACTOR KEVAN SERCOMBE	3,425.21				
210474	10/12/2020	HEALTH INSURANCE FUND OF WA						201.65
		Invoice Number	*Payment Details*	*Amount*	*Discount*	*Retention*	*PPS*	
	$HRPAYJNL	F 4/12/2020	HEALTH INSURANCE FUND	201.65				
210475	10/12/2020	HOSPITAL BENEFIT FUND OF WA						368.30
		Invoice Number	*Payment Details*	*Amount*	*Discount*	*Retention*	*PPS*	
	$HRPAYJNL	F 4/12/2020	HOSPITAL BENEFIT FUND	112.60				
	$HRPAYJNL	EF 4/12/2020	HOSPITAL BENEFIT FUND	255.70				
210476	10/12/2020	CHANDLER MACLEOD LTD						364.46
		Invoice Number	*Payment Details*	*Amount*	*Discount*	*Retention*	*PPS*	
	$APINVCE	93377443	COP CATERING STAFF HIRE.	252.99				
	$APINVCE	93369456	COP CATERING STAFF HIRE.	111.47				
210477	10/12/2020	HYDROQUIP PUMPS						7,439.85
		Invoice Number	*Payment Details*	*Amount*	*Discount*	*Retention*	*PPS*	
	$APINVCE	INV-41948	NARROWS IRRIGATION JOCKEY PUMP TROUBLESH	856.35				
	$APINVCE	INV-41924	OZONE RESERVE WET WELL CLEANING/DEBRIS/S	6,193.00				
	$APINVCE	INV-41949	CLAISEBROOK SWITCHBOARD - PLC TIMER PROG	390.50				

Payment Details by Invoice

MUNICIPAL FUND

From Period 6 **To Period** 6 From Date 1/12/2020 To Date 31/12/2020

Cheque/EFT Number	*Payment Date*	*Payee*						*Payment Amount*
210478	10/12/2020	KONE ELEVATORS PTY LTD						4,813.23
		Invoice Number	*Payment Details*	*Amount*	*Discount*	*Retention*	*PPS*	
	$APINVCE	191935503	CAR PARK AUTO DOORS UNPLANNED	278.50				
	$APINVCE	191942817	CAR PARK AUTO DOORS UNPLANNED	278.50				
	$APINVCE	191937089	CAR PARK AUTO DOORS UNPLANNED	2,507.88				
	$APINVCE	191935505	CAR PARK AUTO DOORS UNPLANNED	339.77				
	$APINVCE	191942816	CAR PARK AUTO DOORS UNPLANNED	278.50				
	$APINVCE	191943683	CAR PARK AUTO DOORS UNPLANNED	278.50				
	$APINVCE	191940485	CAR PARK AUTO DOORS UNPLANNED	389.27				
	$APINVCE	191940478	CAR PARK AUTO DOORS UNPLANNED	462.31				
210479	10/12/2020	MARKETFORCE LTD						8,096.43
		Invoice Number	*Payment Details*	*Amount*	*Discount*	*Retention*	*PPS*	
	$APINVCE	36239	STATUTORY ADVERTISING - TENDERS 2020/21	813.23				
	$APINVCE	36236	CHRISTMAS DECORATIONS - ROAD CLOSURES -	3,090.96				
	$APCREDT	35819	EARLY SETTLEMENT DISCOUNT	(326.11)				
	$APINVCE	35731	ADVERTISING PUBLIC NOTICES, AMENDMENT NO	2,246.65				
	$APINVCE	36241	STATUTORY ADVERTISING - TENDERS 2020/21	791.84				
	$APINVCE	36240	STATUTORY ADVERTISING - TENDERS 2020/21	349.97				
	$APCREDT	35820	EARLY SETTLEMENT DISCOUNT	(39.87)				
	$APINVCE	36238	STATUTORY ADVERTISING - TENDERS 2020/21	684.55				
	$APINVCE	36225	AMENDMENT NO. 45 STATUTORY ADVERTISING	485.21				
210480	10/12/2020	MINDARIE REGIONAL COUNCIL						55,576.86
		Invoice Number	*Payment Details*	*Amount*	*Discount*	*Retention*	*PPS*	
	$APINVCE	SINV-042810	PROVISION OF LANDFILL TIPPING - 20/21	36.08				
	$APINVCE	SINV-042781	PROVISION OF LANDFILL TIPPING - 20/21	55,540.78				
210481	10/12/2020	LGRCEU						1,230.02
		Invoice Number	*Payment Details*	*Amount*	*Discount*	*Retention*	*PPS*	
	$HRPAYJNL	F 4/12/2020	LGRCEU	184.50				
	$HRPAYJNL	EF 4/12/2020	LGRCEU	1,045.52				
210482	10/12/2020	LAUNDRY EXPRESS						756.36
		Invoice Number	*Payment Details*	*Amount*	*Discount*	*Retention*	*PPS*	
	$APINVCE	00017139	DELIVERY AND LAUNDRY FOR CLOTH NAPPIES A	378.18				
	$APINVCE	00017231	DELIVERY AND LAUNDRY FOR CLOTH NAPPIES A	378.18				

Payment Details by Invoice

MUNICIPAL FUND

From Period 6 **To Period** 6 From Date 1/12/2020 To Date 31/12/2020

Cheque/EFT Number	Payment Date	Payee						Payment Amount
210483	10/12/2020	PARALLAX PRODUCTIONS PTY LTD						1,056.00
		Invoice Number	*Payment Details*	*Amount*	*Discount*	*Retention*	*PPS*	
	$APINVCE	INV-0558	ARTWORK MOVEMENTS AND CLEAN UP OF	1,056.00				
210484	10/12/2020	PERROTT PAINTING						425.80
		Invoice Number	*Payment Details*	*Amount*	*Discount*	*Retention*	*PPS*	
	$APINVCE	SINV16814	UNPLANNED GRAFFITI REMOVAL & PAINTING SE	425.80				
210485	10/12/2020	PERTH HARMONY CHAPTER						1,000.00
		Invoice Number	*Payment Details*	*Amount*	*Discount*	*Retention*	*PPS*	
	$APINVCE	2195	CHRISTMAS CONCERTS- PERTH HARMONY	1,000.00				
210486	10/12/2020	RENTOKIL INIRIAL PTY LTD T/AS AMBIUS						4,337.62
		Invoice Number	*Payment Details*	*Amount*	*Discount*	*Retention*	*PPS*	
	$APINVCE	21450062	VARIOUS SITES - INDOOR PLANT HIRE & MAIN	4,337.62				
210487	10/12/2020	GALVIN PLUMBING SUPPLIES						126.82
		Invoice Number	*Payment Details*	*Amount*	*Discount*	*Retention*	*PPS*	
	$APINVCE	H89909	SUPPLY 1X K100 NEUTRAL 1M LONG 2X PLAS	126.82				
210488	10/12/2020	RSEA PTY LTD						855.93
		Invoice Number	*Payment Details*	*Amount*	*Discount*	*Retention*	*PPS*	
	$APINVCE	10840487	SUPPLY OF UNIFORMS AS PER QUOTES, 108405	432.69				
	$APINVCE	10977225	SAFETY BOOTS KEVIN FRETWELL	140.76				
	$APINVCE	10941372	STORES STOCK	282.48				
210489	10/12/2020	FUJI XEROX BUSINESSFORCE PTY LTD						5,340.56
		Invoice Number	*Payment Details*	*Amount*	*Discount*	*Retention*	*PPS*	
	$APINVCE	662090605	INFRINGEMENT REMINDER AND FINAL DEMAND N	2,455.89				
	$APINVCE	662090606	INFRINGEMENT REMINDER AND FINAL DEMAND N	1,500.82				
	$APINVCE	661090605	INFRINGEMENT REMINDER AND FINAL DEMAND N	1,058.66				
	$APINVCE	661090606	INFRINGEMENT REMINDER AND FINAL DEMAND N	325.19				

vbcv

Payment Details by Invoice

MUNICIPAL FUND

From Period 6 **To Period** 6 From Date 1/12/2020 To Date 31/12/2020

Cheque/EFT Number	*Payment Date*	*Payee*						*Payment Amount*
210490	10/12/2020	STATEWIDE CLEANING SUPPLIES						1,417.67
		Invoice Number	*Payment Details*	*Amount*	*Discount*	*Retention*	*PPS*	
	$APINVCE	SI407225	SAFETY SIGNS - CAUTION WET	165.00				
	$APINVCE	SI405098	STORES AND MATERIALS	198.20				
	$APINVCE	SI405247	STORES AND MATERIALS	67.63				
	$APINVCE	SI406750	CLEANING CHEMICAL AND STORES SUPPLY FOR	986.84				
210491	10/12/2020	CSP GROUP PTY LTD T/AS STIHL SHOP OSBORNE PARK						113.35
		Invoice Number	*Payment Details*	*Amount*	*Discount*	*Retention*	*PPS*	
	$APINVCE	63585#3	PARTS FOR MINOR PLANT KOMBI ENGINE	113.35				
210492	10/12/2020	TELSTRA						20,767.07
		Invoice Number	*Payment Details*	*Amount*	*Discount*	*Retention*	*PPS*	
	$APINVCE	4681944502	USAGE, SERVICE AND EQUIP RENT	3,227.14				
	$APINVCE	4681945129	USAGE, SERVICE AND EQUIP RENT	1,080.38				
	$APINVCE	1057776700	USAGE, SERVICE AND EQUIP RENT	3,617.90				
	$APINVCE	4681945038	USAGE, SERVICE AND EQUIP RENT	45.50				
	$APINVCE	2769413700	USAGE, SERVICE AND EQUIP RENT	9,117.93				
	$APINVCE	4681945038	USAGE, SERVICE AND EQUIP RENT	45.50				
	$APINVCE	2537275000	USAGE, SERVICE AND EQUIP RENT	3,632.72				
210493	10/12/2020	ABSOLUTE STONE						21,818.12
		Invoice Number	*Payment Details*	*Amount*	*Discount*	*Retention*	*PPS*	
	$APINVCE	19023-11	PROCUREMENT OF GRANITE KERBS	21,801.59				
	$APINVCE	19023-10C	PROCUREMENT OF GRANITE KERBS	16.53				
210494	10/12/2020	TOTAL EDEN PTY LTD						763.50
		Invoice Number	*Payment Details*	*Amount*	*Discount*	*Retention*	*PPS*	
	$APINVCE	411099816	STORES STOCK	126.50				
	$APINVCE	411099748	RETICULATION PARTS FOR FLAGSTAFF LANE.	335.50				
	$APINVCE	411110881	RETICULATION PARTS FOR QUEENS GARDENS CO	301.50				
210495	10/12/2020	TOTAL PACKAGING (W.A. PTY LTD)						600.60
		Invoice Number	*Payment Details*	*Amount*	*Discount*	*Retention*	*PPS*	
	$APINVCE	00035225	STORES STOCK	600.60				

Payment Details by Invoice

MUNICIPAL FUND

From Period 6 **To Period** 6 From Date 1/12/2020 To Date 31/12/2020

Cheque/EFT Number	*Payment Date*	*Payee*						*Payment Amount*
210496	10/12/2020	TOURISM COUNCIL WA						2,279.00
		Invoice Number	*Payment Details*	*Amount*	*Discount*	*Retention*	*PPS*	
	$APINVCE	INV-0284	TOURISM WA QTF RENEWAL FEE 2021 1-3 FTE	289.00				
	$APINVCE	INV-1694	TOURISM COUNCIL ACCREDITATION RENEWAL 20	1,990.00				
210497	10/12/2020	TOWN OF VICTORIA PARK						15,070.05
		Invoice Number	*Payment Details*	*Amount*	*Discount*	*Retention*	*PPS*	
	$APINVCE	10122020	PARKING FEE 26/11-2/12/2020	15,070.05				
210498	10/12/2020	ULTIMO CATERING & EVENTS PTY LTD						4,978.49
		Invoice Number	*Payment Details*	*Amount*	*Discount*	*Retention*	*PPS*	
	$APINVCE	00410518	COP CATERING SUPPLIES	302.50				
	$APINVCE	00410517	COP CATERING SUPPLIES	944.90				
	$APINVCE	00410546	COP CATERING SUPPLIES	191.40				
	$APINVCE	00410584	COP CATERING SUPPLIES	317.90				
	$APINVCE	00410357	COP CATERING SUPPLIES	84.70				
	$APINVCE	00410651	COP CATERING SUPPLIES	2,250.60				
	$APINVCE	00410475	COP CATERING SUPPLIES	117.81				
	$APINVCE	00410586	COP CATERING SUPPLIES	189.20				
	$APINVCE	00410474	COP CATERING SUPPLIES	235.40				
	$APINVCE	00410588	COP CATERING SUPPLIES	87.67				
	$APINVCE	00410585	COP CATERING SUPPLIES	172.81				
	$APINVCE	00410587	COP CATERING SUPPLIES	83.60				
210499	10/12/2020	UES (INT'L) PTY LTD T/AS UES INTERNATIONAL						552.09
		Invoice Number	*Payment Details*	*Amount*	*Discount*	*Retention*	*PPS*	
	$APINVCE	INV60-00028693	REAR DOOR RUBBER SEAL FOR ALL RUBBISH TR	568.59				
	$APCREDT	RTN60-0000	INVOICE INV60-0000286648	(16.50)				
210500	10/12/2020	WARP PTY LTD						3,662.49
		Invoice Number	*Payment Details*	*Amount*	*Discount*	*Retention*	*PPS*	
	$APINVCE	116503	CHRISTMAS DECORATION 2020 - COUNCIL HOUS	406.78				
	$APINVCE	116502	SUPPLY AND INSTALLATION OF 4X VARIABLE M	2,531.13				
	$APINVCE	116501	PROVIDE TRAFFIC MANAGEMENT	724.58				

Payment Details by Invoice

MUNICIPAL FUND

From Period 6 **To Period** 6 From Date 1/12/2020 To Date 31/12/2020

Cheque/EFT Number	*Payment Date*	*Payee*						*Payment Amount*
210501	10/12/2020	W.C. CONVENIENCE MANAGEMENT PTY LTD						7,098.30
		Invoice Number	*Payment Details*	*Amount*	*Discount*	*Retention*	*PPS*	
	$APINVCE	00011525	VARIOUS SITES - APT CLEANING & MAINTENAN	7,098.30				
210502	10/12/2020	STEFNA FAMILY TRUST T/AS WEST TIP WASTE						5,299.13
		Invoice Number	*Payment Details*	*Amount*	*Discount*	*Retention*	*PPS*	
	$APINVCE	00051993	STREET SWEEPING COLLECTION & WASTE TIPPI	5,299.13				
210503	10/12/2020	WURTH AUSTRALIA PTY LTD						429.73
		Invoice Number	*Payment Details*	*Amount*	*Discount*	*Retention*	*PPS*	
	$APINVCE	4307317857	WORKSHOP CONSUMABLES - CYLINDER SAW + AS	212.70				
	$APINVCE	4307302989	XL DISPOSAL GLOVES FOR DEPOT WORKSHOP ME	217.03				
210504	10/12/2020	DOWNER EDI WORKS						377,624.31
		Invoice Number	*Payment Details*	*Amount*	*Discount*	*Retention*	*PPS*	
	$APINVCE	6009857	ROAD RENEWAL PROJECTS - DOWNER EDI WORKS	98,035.16				
	$APINVCE	6009861	ROAD RENEWAL PROJECTS - DOWNER EDI WORKS	64,929.56				
	$APINVCE	6009860	ROAD RENEWAL PROJECTS - DOWNER EDI WORKS	68,626.42				
	$APINVCE	6009859	ROAD RENEWAL PROJECTS - DOWNER EDI WORKS	146,033.17				
210505	10/12/2020	NOKTURNL EVENTS						9,868.25
		Invoice Number	*Payment Details*	*Amount*	*Discount*	*Retention*	*PPS*	
	$APINVCE	EV2020/30	BOND RFD-OKTOBERFEST-EV-2020/30	9,868.25				
210506	10/12/2020	RIO TINTO SHARED SERVICES						885.37
		Invoice Number	*Payment Details*	*Amount*	*Discount*	*Retention*	*PPS*	
	$APINVCE	01120809	RFD BALANCE PARKING CARD 01120809	885.37				
210507	10/12/2020	AFG TRANSACTION						500.00
		Invoice Number	*Payment Details*	*Amount*	*Discount*	*Retention*	*PPS*	
	$APINVCE	EV-2020/55	RFD BOND-AFG FAMILY DAY-EV-2020/55	500.00				
210508	10/12/2020	J J COCKLE AND C R HUMPHRY AND T R HUMPH						9,355.25
		Invoice Number	*Payment Details*	*Amount*	*Discount*	*Retention*	*PPS*	
	$APINVCE	A1052703	RFD RATES-25-25A COLIN ST WEST PTH	9,355.25				

Payment Details by Invoice

MUNICIPAL FUND

From Period 6 **To Period** 6 From Date 1/12/2020 To Date 31/12/2020

Cheque/EFT Number	*Payment Date*	*Payee*						*Payment Amount*
210509	10/12/2020	MATILDA BAY RESTAURANT						73.00
		Invoice Number	*Payment Details*	*Amount*	*Discount*	*Retention*	*PPS*	
	$APINVCE	02122020	RFD APPLICATION NOT PROCEEDING	73.00				
210510	10/12/2020	PAUL AND DEBORAH WRIGHT						15.00
		Invoice Number	*Payment Details*	*Amount*	*Discount*	*Retention*	*PPS*	
	$APINVCE	40058	ACCESS CARD DEP RFD-40058-CONCERT HALL	15.00				
210511	10/12/2020	ELEMENT ADVISORY PTY LTD						147.00
		Invoice Number	*Payment Details*	*Amount*	*Discount*	*Retention*	*PPS*	
	$APINVCE	DA20205351	APP WAIVED-DA-2020/5351 555 WELLINGTON S	147.00				
210512	10/12/2020	NOKTURNL EVENTS						99.00
		Invoice Number	*Payment Details*	*Amount*	*Discount*	*Retention*	*PPS*	
	$APINVCE	EV202031	RFD BOND FORESHORE NYE 2020-EV-2020/31	99.00				
210513	10/12/2020	CECILIA ALMASCO						21.00
		Invoice Number	*Payment Details*	*Amount*	*Discount*	*Retention*	*PPS*	
	$APINVCE	27112020	REFUND PARKING	21.00				
210514	10/12/2020	PROFOUNDER DIRECT PTY LTD						105.00
		Invoice Number	*Payment Details*	*Amount*	*Discount*	*Retention*	*PPS*	
	$APINVCE	2020579	RFD APP 2020/579 12 WATERLOO CRS EP	105.00				
210515	10/12/2020	FOOTBALL WEST						171.50
		Invoice Number	*Payment Details*	*Amount*	*Discount*	*Retention*	*PPS*	
	$APINVCE	EV2020213	50% RFD RESERVE & POWER FEE EV-2020/213	171.50				
210516	10/12/2020	AUSTRALIAN MEAT INDUSTRY COUNCIL						99.00
		Invoice Number	*Payment Details*	*Amount*	*Discount*	*Retention*	*PPS*	
	$APINVCE	EV202035	RFD APP EV-2020/35 AMIC WA SAUSAGE&SMALL	99.00				
210517	10/12/2020	PRISCILLA YARRAN						99.00
		Invoice Number	*Payment Details*	*Amount*	*Discount*	*Retention*	*PPS*	
	$APINVCE	EV2020324	EV APP NOT REQUIRED-EV-2020/324	99.00				

Payment Details by Invoice

MUNICIPAL FUND

From Period 6 **To Period** 6 From Date 1/12/2020 To Date 31/12/2020

Cheque/EFT Number	*Payment Date*	*Payee*						*Payment Amount*
210518	10/12/2020	S E BABURI						99.00
		Invoice Number	*Payment Details*	*Amount*	*Discount*	*Retention*	*PPS*	
	$APINVCE	EV2020283	RFD APP FEE-EV-2020/283	99.00				
210519	10/12/2020	CROSSMARK AUSTRALIA PTY LTD						1,389.50
		Invoice Number	*Payment Details*	*Amount*	*Discount*	*Retention*	*PPS*	
	$APINVCE	EV2020218	RFN NBN COMMNTY ACTIVTN-EV-2020/218&293	1,389.50				
210520	10/12/2020	OPEN DOOR PUB CO PTY LTD						99.00
		Invoice Number	*Payment Details*	*Amount*	*Discount*	*Retention*	*PPS*	
	$APINVCE	EV202074	RFD BOND-WINTER VILLAGE-EV-2020/74	99.00				
210521	10/12/2020	SPRINGFORM INVESTMENTS PTY LTD						99.00
		Invoice Number	*Payment Details*	*Amount*	*Discount*	*Retention*	*PPS*	
	$APINVCE	EV2020106	RFD BOND-SEASONS ST PRTY-EV-2020/106	99.00				
210522	10/12/2020	JULIE MATHIESON						1,320.00
		Invoice Number	*Payment Details*	*Amount*	*Discount*	*Retention*	*PPS*	
	$APINVCE	02122020	MAIL REDITRECT-OMBUDSMAN 8/12/20-16/2/21	1,320.00				
210523	10/12/2020	NARGIS ZAHEDI						250.00
		Invoice Number	*Payment Details*	*Amount*	*Discount*	*Retention*	*PPS*	
	$APINVCE	31114	RFD WEDDING BOOKING-31114	250.00				
210524	10/12/2020	PROBUILD CONSTRUCTIONS (AUST) PTY LTD						4,202.50
		Invoice Number	*Payment Details*	*Amount*	*Discount*	*Retention*	*PPS*	
	$APINVCE	07122020	RFD OVERPAID INVOICE-258273	4,202.50				
210525	10/12/2020	R & A HILL						3,115.35
		Invoice Number	*Payment Details*	*Amount*	*Discount*	*Retention*	*PPS*	
	$CANCHQ	210525	CBA	3,115.35				
210526	10/12/2020	CHALLENGE SETTLEMENT SERVICES TRUST						699.55
		Invoice Number	*Payment Details*	*Amount*	*Discount*	*Retention*	*PPS*	
	$APINVCE	A1181221	RFD RATES-APT 166/181 ADELAIDE TCE EP	699.55				

Payment Details by Invoice

MUNICIPAL FUND

From Period 6 **To Period** 6 From Date 1/12/2020 To Date 31/12/2020

Cheque/EFT Number	*Payment Date*	*Payee*						*Payment Amount*
210527	10/12/2020	LIANA FRENCH						359.20
		Invoice Number	*Payment Details*	*Amount*	*Discount*	*Retention*	*PPS*	
	$APINVCE	02122020	SUPPLIES CMS ANN VOLUNTEERS APPRECIATION	359.20				
210528	10/12/2020	SIMON (TZE VUI) TSEN						120.00
		Invoice Number	*Payment Details*	*Amount*	*Discount*	*Retention*	*PPS*	
	$APINVCE	04122020	HEALTHY LIFESTYLE - S TSEN	120.00				
210529	10/12/2020	LUCYNDA KING						72.00
		Invoice Number	*Payment Details*	*Amount*	*Discount*	*Retention*	*PPS*	
	$APINVCE	03122020	HEALTHY LIFESTYLE - L KANG	72.00				
210530	10/12/2020	FAR EAST CONSORTIUM (AUST) PTY LTD						245,640.00
		Invoice Number	*Payment Details*	*Amount*	*Discount*	*Retention*	*PPS*	
	$APINVCE	TECH32016H	WORK BOND-TECH/3/2016/HG-5 THE ESPLANADE	245,640.00				

Payment Details by Invoice

MUNICIPAL FUND

From Period 6 **To Period** 6 From Date 1/12/2020 To Date 31/12/2020

Cheque/EFT Number	*Payment Date*	*Payee*	*Payment Amount*
210531	11/12/2020	AUSTRALIAN SUPER	196,307.72

	Invoice Number	*Payment Details*	*Amount*	*Discount*	*Retention*	*PPS*
$HRPAYJNL	F 4/12/2020	SGC COMPULSORY - EMPLOYER	881.86			
$HRPAYJNL	F 4/12/2020	SGC COMPULSORY - EMPLOYER	630.95			
$HRPAYJNL	F 4/12/2020	5% COUNCIL MATCHED COMPANY CONTRIBUTION	67.57			
$HRPAYJNL	EF 4/12/2020	CC SCHEME EMPLOYEE CONTRIBUTION - POSTTA	1,786.55			
$HRPAYJNL	EF 4/12/2020	EMPLOYEE CONTRIBUTION - PRETAX (%)	1,011.52			
$HRPAYJNL	F 4/12/2020	5% COUNCIL MATCHED COMPANY CONTRIBUTION	448.69			
$HRPAYJNL	F 4/12/2020	SGC COMPULSORY - EMPLOYER	4,271.88			
$HRPAYJNL	F 4/12/2020	5% COUNCIL MATCHED COMPANY CONTRIBUTION	58.32			
$HRPAYJNL	F 4/12/2020	5% COUNCIL MATCHED COMPANY CONTRIBUTION	115.33			
$HRPAYJNL	F 4/12/2020	SGC COMPULSORY - EMPLOYER	4,348.76			
$HRPAYJNL	F 4/12/2020	SGC COMPULSORY - EMPLOYER	132.27			
$HRPAYJNL	EF 4/12/2020	SGC COMPULSORY - EMPLOYER	8,188.12			
$HRPAYJNL	F 4/12/2020	SGC COMPULSORY - EMPLOYER	128.37			
$HRPAYJNL	F 4/12/2020	SGC COMPULSORY - EMPLOYER	719.61			
$HRPAYJNL	F 4/12/2020	SGC COMPULSORY - EMPLOYER	235.41			
$HRPAYJNL	F 4/12/2020	SGC COMPULSORY - EMPLOYER	486.05			
$HRPAYJNL	F 4/12/2020	CC SCHEME EMPLOYEE CONTRIBUTION - PRETAX	22,493.36			
$HRPAYJNL	F 4/12/2020	5% COUNCIL MATCHED COMPANY CONTRIBUTION	128.40			
$HRPAYJNL	F 4/12/2020	5% COUNCIL MATCHED COMPANY CONTRIBUTION	534.06			
$HRPAYJNL	EF 4/12/2020	5% COUNCIL MATCHED COMPANY CONTRIBUTION	477.50			
$HRPAYJNL	F 4/12/2020	5% COUNCIL MATCHED COMPANY CONTRIBUTION	69.60			
$HRPAYJNL	EF 4/12/2020	5% COUNCIL MATCHED COMPANY CONTRIBUTION	1,404.55			
$HRPAYJNL	F 4/12/2020	SGC COMPULSORY - EMPLOYER	358.15			
$HRPAYJNL	F 4/12/2020	5% COUNCIL MATCHED COMPANY CONTRIBUTION	194.53			
$HRPAYJNL	F 4/12/2020	SGC COMPULSORY - EMPLOYER	684.29			
$HRPAYJNL	F 4/12/2020	CC SCHEME EMPLOYEE CONTRIBUTION - POSTTA	2,197.74			
$HRPAYJNL	F 4/12/2020	5% COUNCIL MATCHED COMPANY CONTRIBUTION	1,145.83			
$HRPAYJNL	F 4/12/2020	CC SCHEME EMPLOYEE CONTRIBUTION - PRETAX	332.62			
$HRPAYJNL	F 4/12/2020	SGC COMPULSORY - EMPLOYER	238.30			
$HRPAYJNL	F 4/12/2020	SGC COMPULSORY - EMPLOYER	280.77			
$HRPAYJNL	F 4/12/2020	SGC COMPULSORY - EMPLOYER	258.73			
$HRPAYJNL	F 4/12/2020	SGC COMPULSORY - EMPLOYER	356.79			
$HRPAYJNL	F 4/12/2020	5% COUNCIL MATCHED COMPANY CONTRIBUTION	152.21			
$HRPAYJNL	F 4/12/2020	SGC COMPULSORY - EMPLOYER	128.37			

From Period 6 **To Period** 6 From Date 1/12/2020 To Date 31/12/2020

Cheque/EFT Number	*Payment Date*	*Payee*		*Payment Amount*
$HRPAYJNL	F 4/12/2020	SGC COMPULSORY - EMPLOYER		944.39
$HRPAYJNL	F 4/12/2020	SGC COMPULSORY - EMPLOYER		644.57
$HRPAYJNL	F 4/12/2020	5% COUNCIL MATCHED COMPANY CONTRIBUTION		36.02
$HRPAYJNL	F 4/12/2020	SGC COMPULSORY - EMPLOYER		498.56
$HRPAYJNL	F 4/12/2020	SGC COMPULSORY - EMPLOYER		979.20
$HRPAYJNL	F 4/12/2020	SGC COMPULSORY - EMPLOYER		258.79
$HRPAYJNL	F 4/12/2020	SGC COMPULSORY - EMPLOYER		766.79
$HRPAYJNL	F 4/12/2020	5% COUNCIL MATCHED COMPANY CONTRIBUTION		130.08
$HRPAYJNL	F 4/12/2020	5% COUNCIL MATCHED COMPANY CONTRIBUTION		1,120.76
$HRPAYJNL	EF 4/12/2020	5% COUNCIL MATCHED COMPANY CONTRIBUTION		482.70
$HRPAYJNL	F 4/12/2020	SGC COMPULSORY - EMPLOYER		368.56
$HRPAYJNL	F 4/12/2020	SGC COMPULSORY - EMPLOYER		707.40
$HRPAYJNL	F 4/12/2020	SGC COMPULSORY - EMPLOYER		91.73
$HRPAYJNL	F 4/12/2020	SGC COMPULSORY - EMPLOYER		369.61
$HRPAYJNL	F 4/12/2020	SGC COMPULSORY - EMPLOYER		1,326.54
$HRPAYJNL	EF 4/12/2020	SGC COMPULSORY - EMPLOYER		1,568.61
$HRPAYJNL	F 4/12/2020	5% COUNCIL MATCHED COMPANY CONTRIBUTION		85.73
$HRPAYJNL	F 4/12/2020	SGC COMPULSORY - EMPLOYER		1,855.82
$HRPAYJNL	F 4/12/2020	SGC COMPULSORY - EMPLOYER		445.28
$HRPAYJNL	F 4/12/2020	SGC COMPULSORY - EMPLOYER		1,971.22
$HRPAYJNL	F 4/12/2020	5% COUNCIL MATCHED COMPANY CONTRIBUTION		10.61
$HRPAYJNL	F 4/12/2020	SGC COMPULSORY - EMPLOYER		20.16
$HRPAYJNL	F 4/12/2020	SGC COMPULSORY - EMPLOYER		3,671.60
$HRPAYJNL	F 4/12/2020	SGC COMPULSORY - EMPLOYER		185.22
$HRPAYJNL	F 4/12/2020	SGC COMPULSORY - EMPLOYER		630.93
$HRPAYJNL	F 4/12/2020	5% COUNCIL MATCHED COMPANY CONTRIBUTION		148.66
$HRPAYJNL	F 4/12/2020	SGC COMPULSORY - EMPLOYER		692.43
$HRPAYJNL	EF 4/12/2020	SGC COMPULSORY - EMPLOYER		1,185.94
$HRPAYJNL	F 4/12/2020	SGC COMPULSORY - EMPLOYER		255.29
$HRPAYJNL	F 4/12/2020	5% COUNCIL MATCHED COMPANY CONTRIBUTION		445.53
$HRPAYJNL	F 4/12/2020	SGC COMPULSORY - EMPLOYER		144.25
$HRPAYJNL	F 4/12/2020	SGC COMPULSORY - EMPLOYER		91.73
$HRPAYJNL	F 4/12/2020	5% COUNCIL MATCHED COMPANY CONTRIBUTION		34.93
$HRPAYJNL	EF 4/12/2020	SGC COMPULSORY - EMPLOYER		2,442.80
$HRPAYJNL	F 4/12/2020	5% COUNCIL MATCHED COMPANY CONTRIBUTION		10.61
$HRPAYJNL	EF 4/12/2020	5% COUNCIL MATCHED COMPANY CONTRIBUTION		535.72
$HRPAYJNL	F 4/12/2020	SGC COMPULSORY - EMPLOYER		405.86

Cheque/EFT Number	*Payment Date*	*Payee*		*Payment Amount*
$HRPAYJNL	F 4/12/2020	SGC COMPULSORY - EMPLOYER		1,630.74
$HRPAYJNL	F 4/12/2020	SGC COMPULSORY - EMPLOYER		717.25
$HRPAYJNL	F 4/12/2020	5% COUNCIL MATCHED COMPANY CONTRIBUTION		282.96
$HRPAYJNL	F 4/12/2020	CC SCHEME EMPLOYEE CONTRIBUTION - PRETAX		33.90
$HRPAYJNL	EF 4/12/2020	CC SCHEME EMPLOYEE CONTRIBUTION - PRETAX		3,689.11
$HRPAYJNL	F 4/12/2020	5% COUNCIL MATCHED COMPANY CONTRIBUTION		222.04
$HRPAYJNL	F 4/12/2020	SGC COMPULSORY - EMPLOYER		1,385.10
$HRPAYJNL	F 4/12/2020	SGC COMPULSORY - EMPLOYER		22.41
$HRPAYJNL	F 4/12/2020	5% COUNCIL MATCHED COMPANY CONTRIBUTION		55.43
$HRPAYJNL	F 4/12/2020	SGC COMPULSORY - EMPLOYER		766.49
$HRPAYJNL	F 4/12/2020	SGC COMPULSORY - EMPLOYER		577.07
$HRPAYJNL	F 4/12/2020	SGC COMPULSORY - EMPLOYER		425.50
$HRPAYJNL	EF 4/12/2020	SGC COMPULSORY - EMPLOYER		556.25
$HRPAYJNL	F 4/12/2020	5% COUNCIL MATCHED COMPANY CONTRIBUTION		10.61
$HRPAYJNL	EF 4/12/2020	SGC COMPULSORY - EMPLOYER		917.14
$HRPAYJNL	F 4/12/2020	5% COUNCIL MATCHED COMPANY CONTRIBUTION		1,302.34
$HRPAYJNL	F 4/12/2020	EMPLOYEE CONTRIBUTION - POST TAX ($)		239.00
$HRPAYJNL	F 4/12/2020	SGC COMPULSORY - EMPLOYER		1,326.34
$HRPAYJNL	F 4/12/2020	SGC COMPULSORY - EMPLOYER		173.01
$HRPAYJNL	F 4/12/2020	5% COUNCIL MATCHED COMPANY CONTRIBUTION		141.42
$HRPAYJNL	F 4/12/2020	5% COUNCIL MATCHED COMPANY CONTRIBUTION		349.77
$HRPAYJNL	F 4/12/2020	SGC COMPULSORY - EMPLOYER		72.12
$HRPAYJNL	F 4/12/2020	SGC COMPULSORY - EMPLOYER		417.00
$HRPAYJNL	EF 4/12/2020	5% COUNCIL MATCHED COMPANY CONTRIBUTION		248.88
$HRPAYJNL	F 4/12/2020	5% COUNCIL MATCHED COMPANY CONTRIBUTION		121.58
$HRPAYJNL	F 4/12/2020	5% COUNCIL MATCHED COMPANY CONTRIBUTION		1,289.17
$HRPAYJNL	F 4/12/2020	SGC COMPULSORY - EMPLOYER		2,131.70
$HRPAYJNL	F 4/12/2020	EMPLOYEE CONTRIBUTION - POST TAX (%)		218.24
$HRPAYJNL	F 4/12/2020	5% COUNCIL MATCHED COMPANY CONTRIBUTION		309.80
$HRPAYJNL	F 4/12/2020	5% COUNCIL MATCHED COMPANY CONTRIBUTION		526.92
$HRPAYJNL	EF 4/12/2020	5% COUNCIL MATCHED COMPANY CONTRIBUTION		292.77
$HRPAYJNL	F 4/12/2020	5% COUNCIL MATCHED COMPANY CONTRIBUTION		162.23
$HRPAYJNL	F 4/12/2020	SGC COMPULSORY - EMPLOYER		194.75
$HRPAYJNL	F 4/12/2020	SGC COMPULSORY - EMPLOYER		2,563.05
$HRPAYJNL	F 4/12/2020	SGC COMPULSORY - EMPLOYER		1,039.29
$HRPAYJNL	F 4/12/2020	5% COUNCIL MATCHED COMPANY CONTRIBUTION		31.13
$HRPAYJNL	F 4/12/2020	SGC COMPULSORY - EMPLOYER		1,348.20

Cheque/EFT Number	*Payment Date*	*Payee*		*Payment Amount*
$HRPAYJNL	F 4/12/2020	5% COUNCIL MATCHED COMPANY CONTRIBUTION		241.39
$HRPAYJNL	EF 4/12/2020	SGC COMPULSORY - EMPLOYER		3,002.43
$HRPAYJNL	EF 4/12/2020	5% COUNCIL MATCHED COMPANY CONTRIBUTION		568.15
$HRPAYJNL	F 4/12/2020	5% COUNCIL MATCHED COMPANY CONTRIBUTION		245.62
$HRPAYJNL	F 4/12/2020	SGC COMPULSORY - EMPLOYER		1,311.85
$HRPAYJNL	F 4/12/2020	SGC COMPULSORY - EMPLOYER		822.04
$HRPAYJNL	F 4/12/2020	SGC COMPULSORY - EMPLOYER		2,839.29
$HRPAYJNL	F 4/12/2020	5% COUNCIL MATCHED COMPANY CONTRIBUTION		121.63
$HRPAYJNL	F 4/12/2020	SGC COMPULSORY - EMPLOYER		895.53
$HRPAYJNL	F 4/12/2020	5% COUNCIL MATCHED COMPANY CONTRIBUTION		464.14
$HRPAYJNL	F 4/12/2020	5% COUNCIL MATCHED COMPANY CONTRIBUTION		562.09
$HRPAYJNL	F 4/12/2020	5% COUNCIL MATCHED COMPANY CONTRIBUTION		655.41
$HRPAYJNL	F 4/12/2020	SGC COMPULSORY - EMPLOYER		410.68
$HRPAYJNL	F 4/12/2020	SGC COMPULSORY - EMPLOYER		1,188.03
$HRPAYJNL	F 4/12/2020	SGC COMPULSORY - EMPLOYER		261.49
$HRPAYJNL	F 4/12/2020	SGC COMPULSORY - EMPLOYER		170.80
$HRPAYJNL	F 4/12/2020	5% COUNCIL MATCHED COMPANY CONTRIBUTION		147.77
$HRPAYJNL	F 4/12/2020	SGC COMPULSORY - EMPLOYER		396.13
$HRPAYJNL	F 4/12/2020	5% COUNCIL MATCHED COMPANY CONTRIBUTION		605.36
$HRPAYJNL	EF 4/12/2020	5% COUNCIL MATCHED COMPANY CONTRIBUTION		960.88
$HRPAYJNL	F 4/12/2020	5% COUNCIL MATCHED COMPANY CONTRIBUTION		194.53
$HRPAYJNL	EF 4/12/2020	5% COUNCIL MATCHED COMPANY CONTRIBUTION		281.51
$HRPAYJNL	F 4/12/2020	SGC COMPULSORY - EMPLOYER		9,705.88
$HRPAYJNL	F 4/12/2020	SGC COMPULSORY - EMPLOYER		814.99
$HRPAYJNL	F 4/12/2020	SGC COMPULSORY - EMPLOYER		606.72
$HRPAYJNL	F 4/12/2020	5% COUNCIL MATCHED COMPANY CONTRIBUTION		202.35
$HRPAYJNL	EF 4/12/2020	SGC COMPULSORY - EMPLOYER		2,886.61
$HRPAYJNL	F 4/12/2020	SGC COMPULSORY - EMPLOYER		2,449.42
$HRPAYJNL	F 4/12/2020	SGC COMPULSORY - EMPLOYER		947.15
$JOURNAL	J226545	SUPER PAY 20/11/2020		2,006.87
$HRPAYJNL	EF 4/12/2020	5% COUNCIL MATCHED COMPANY CONTRIBUTION		324.01
$HRPAYJNL	F 4/12/2020	5% COUNCIL MATCHED COMPANY CONTRIBUTION		174.64
$HRPAYJNL	F 4/12/2020	5% COUNCIL MATCHED COMPANY CONTRIBUTION		251.51
$HRPAYJNL	EF 4/12/2020	5% COUNCIL MATCHED COMPANY CONTRIBUTION		420.98
$HRPAYJNL	F 4/12/2020	5% COUNCIL MATCHED COMPANY CONTRIBUTION		121.36
$HRPAYJNL	F 4/12/2020	5% COUNCIL MATCHED COMPANY CONTRIBUTION		36.15
$HRPAYJNL	EF 4/12/2020	SGC COMPULSORY - EMPLOYER		2,833.87

Cheque/EFT Number	*Payment Date*	*Payee*		*Payment Amount*
$HRPAYJNL	EF 4/12/2020	SGC COMPULSORY - EMPLOYER		294.87
$HRPAYJNL	F 4/12/2020	SGC COMPULSORY - EMPLOYER		839.10
$HRPAYJNL	F 4/12/2020	SGC COMPULSORY - EMPLOYER		1,290.90
$HRPAYJNL	F 4/12/2020	SGC COMPULSORY - EMPLOYER		1,029.78
$HRPAYJNL	F 4/12/2020	SGC COMPULSORY - EMPLOYER		1,123.04
$HRPAYJNL	F 4/12/2020	SGC COMPULSORY - EMPLOYER		365.31
$HRPAYJNL	F 4/12/2020	5% COUNCIL MATCHED COMPANY CONTRIBUTION		47.13
$HRPAYJNL	F 4/12/2020	SGC COMPULSORY - EMPLOYER		1,444.70
$HRPAYJNL	F 4/12/2020	SGC COMPULSORY - EMPLOYER		2,935.79
$HRPAYJNL	F 4/12/2020	5% COUNCIL MATCHED COMPANY CONTRIBUTION		346.05
$HRPAYJNL	F 4/12/2020	5% COUNCIL MATCHED COMPANY CONTRIBUTION		216.70
$HRPAYJNL	F 4/12/2020	SGC COMPULSORY - EMPLOYER		1,451.14
$HRPAYJNL	EF 4/12/2020	5% COUNCIL MATCHED COMPANY CONTRIBUTION		155.19
$HRPAYJNL	F 4/12/2020	SGC COMPULSORY - EMPLOYER		1,767.14
$HRPAYJNL	EF 4/12/2020	SGC COMPULSORY - EMPLOYER		219.47
$HRPAYJNL	F 4/12/2020	SGC COMPULSORY - EMPLOYER		68.44
$HRPAYJNL	F 4/12/2020	5% COUNCIL MATCHED COMPANY CONTRIBUTION		91.05
$HRPAYJNL	F 4/12/2020	5% COUNCIL MATCHED COMPANY CONTRIBUTION		194.53
$HRPAYJNL	F 4/12/2020	SGC COMPULSORY - EMPLOYER		945.99
$HRPAYJNL	F 4/12/2020	5% COUNCIL MATCHED COMPANY CONTRIBUTION		731.87
$HRPAYJNL	F 4/12/2020	5% COUNCIL MATCHED COMPANY CONTRIBUTION		217.02
$HRPAYJNL	F 4/12/2020	5% COUNCIL MATCHED COMPANY CONTRIBUTION		102.51
$HRPAYJNL	F 4/12/2020	5% COUNCIL MATCHED COMPANY CONTRIBUTION		144.83
$HRPAYJNL	F 4/12/2020	SGC COMPULSORY - EMPLOYER		241.93
$HRPAYJNL	F 4/12/2020	5% COUNCIL MATCHED COMPANY CONTRIBUTION		37.96
$HRPAYJNL	F 4/12/2020	5% COUNCIL MATCHED COMPANY CONTRIBUTION		59.39
$HRPAYJNL	EF 4/12/2020	SGC COMPULSORY - EMPLOYER		940.43
$HRPAYJNL	F 4/12/2020	SGC COMPULSORY - EMPLOYER		279.10
$HRPAYJNL	F 4/12/2020	5% COUNCIL MATCHED COMPANY CONTRIBUTION		10.61
$HRPAYJNL	F 4/12/2020	SGC COMPULSORY - EMPLOYER		468.34
$HRPAYJNL	F 4/12/2020	SGC COMPULSORY - EMPLOYER		313.44
$HRPAYJNL	F 4/12/2020	SGC COMPULSORY - EMPLOYER		20.16
$HRPAYJNL	F 4/12/2020	SGC COMPULSORY - EMPLOYER		282.46
$HRPAYJNL	F 4/12/2020	SGC COMPULSORY - EMPLOYER		1,001.15
$HRPAYJNL	F 4/12/2020	5% COUNCIL MATCHED COMPANY CONTRIBUTION		194.53
$HRPAYJNL	EF 4/12/2020	SGC COMPULSORY - EMPLOYER		1,684.00
$HRPAYJNL	F 4/12/2020	5% COUNCIL MATCHED COMPANY CONTRIBUTION		1,622.47

From Period 6 **To Period** 6 From Date 1/12/2020 To Date 31/12/2020

Cheque/EFT Number	*Payment Date*	*Payee*		*Payment Amount*
$HRPAYJNL	F 4/12/2020	5% COUNCIL MATCHED COMPANY CONTRIBUTION		67.57
$HRPAYJNL	F 4/12/2020	SGC COMPULSORY - EMPLOYER		488.67
$HRPAYJNL	F 4/12/2020	SGC COMPULSORY - EMPLOYER		91.73
$HRPAYJNL	F 4/12/2020	SGC COMPULSORY - EMPLOYER		328.74
$HRPAYJNL	F 4/12/2020	5% COUNCIL MATCHED COMPANY CONTRIBUTION		387.03
$HRPAYJNL	F 4/12/2020	5% COUNCIL MATCHED COMPANY CONTRIBUTION		1,485.25
$HRPAYJNL	F 4/12/2020	SGC COMPULSORY - EMPLOYER		597.51
$HRPAYJNL	F 4/12/2020	5% COUNCIL MATCHED COMPANY CONTRIBUTION		407.67
$HRPAYJNL	F 4/12/2020	5% COUNCIL MATCHED COMPANY CONTRIBUTION		166.15
$HRPAYJNL	F 4/12/2020	SGC COMPULSORY - EMPLOYER		499.13
$HRPAYJNL	F 4/12/2020	5% COUNCIL MATCHED COMPANY CONTRIBUTION		606.31
$HRPAYJNL	F 4/12/2020	SGC COMPULSORY - EMPLOYER		865.70
$HRPAYJNL	EF 4/12/2020	SGC COMPULSORY - EMPLOYER		602.83
$HRPAYJNL	F 4/12/2020	5% COUNCIL MATCHED COMPANY CONTRIBUTION		244.49
$HRPAYJNL	F 4/12/2020	SGC COMPULSORY - EMPLOYER		230.58
$HRPAYJNL	F 4/12/2020	5% COUNCIL MATCHED COMPANY CONTRIBUTION		10.61
$HRPAYJNL	F 4/12/2020	SGC COMPULSORY - EMPLOYER		31.42
$HRPAYJNL	F 4/12/2020	5% COUNCIL MATCHED COMPANY CONTRIBUTION		134.37
$HRPAYJNL	F 4/12/2020	EMPLOYEE CONTRIBUTION - PRETAX (%)		5,237.81
$HRPAYJNL	F 4/12/2020	SGC COMPULSORY - EMPLOYER		2,472.88
$HRPAYJNL	F 4/12/2020	SGC COMPULSORY - EMPLOYER		1,204.27
$HRPAYJNL	F 4/12/2020	SGC COMPULSORY - EMPLOYER		331.81
$HRPAYJNL	F 4/12/2020	5% COUNCIL MATCHED COMPANY CONTRIBUTION		121.58
$HRPAYJNL	F 4/12/2020	5% COUNCIL MATCHED COMPANY CONTRIBUTION		216.70
$HRPAYJNL	F 4/12/2020	SGC COMPULSORY - EMPLOYER		579.87
$HRPAYJNL	F 4/12/2020	5% COUNCIL MATCHED COMPANY CONTRIBUTION		236.63
$HRPAYJNL	F 4/12/2020	5% COUNCIL MATCHED COMPANY CONTRIBUTION		216.70
$HRPAYJNL	F 4/12/2020	SGC COMPULSORY - EMPLOYER		1,519.02
$HRPAYJNL	F 4/12/2020	5% COUNCIL MATCHED COMPANY CONTRIBUTION		3,497.90
$HRPAYJNL	F 4/12/2020	5% COUNCIL MATCHED COMPANY CONTRIBUTION		27.51
$HRPAYJNL	F 4/12/2020	5% COUNCIL MATCHED COMPANY CONTRIBUTION		116.72
$HRPAYJNL	F 4/12/2020	5% COUNCIL MATCHED COMPANY CONTRIBUTION		128.40
$HRPAYJNL	F 4/12/2020	5% COUNCIL MATCHED COMPANY CONTRIBUTION		234.36
$HRPAYJNL	F 4/12/2020	SGC COMPULSORY - EMPLOYER		1,058.53
$HRPAYJNL	EF 4/12/2020	SGC COMPULSORY - EMPLOYER		280.77
$HRPAYJNL	F 4/12/2020	5% COUNCIL MATCHED COMPANY CONTRIBUTION		36.66
$HRPAYJNL	F 4/12/2020	SGC COMPULSORY - EMPLOYER		377.77

Payment Details by Invoice

MUNICIPAL FUND

From Period 6 **To Period** 6 From Date 1/12/2020 To Date 31/12/2020

Cheque/EFT Number	*Payment Date*	*Payee*		*Payment Amount*
$HRPAYJNL	F 4/12/2020	SGC COMPULSORY - EMPLOYER		20.16
$HRPAYJNL	F 4/12/2020	SGC COMPULSORY - EMPLOYER		380.09
$HRPAYJNL	F 4/12/2020	5% COUNCIL MATCHED COMPANY CONTRIBUTION		138.62
$HRPAYJNL	F 4/12/2020	SGC COMPULSORY - EMPLOYER		245.86
$HRPAYJNL	F 4/12/2020	5% COUNCIL MATCHED COMPANY CONTRIBUTION		132.26
$HRPAYJNL	F 4/12/2020	5% COUNCIL MATCHED COMPANY CONTRIBUTION		638.90

Payment Details by Invoice

MUNICIPAL FUND

From Period 6 **To Period** 6 From Date 1/12/2020 To Date 31/12/2020

Cheque/EFT Number	*Payment Date*	*Payee*	*Payment Amount*
210532	11/12/2020	THE TRUSTEE FOR AWARE SUPER	78,294.89

	Invoice Number	*Payment Details*	*Amount*	*Discount*	*Retention*	*PPS*
$HRPAYJNL	F 4/12/2020	CC SCHEME EMPLOYEE CONTRIBUTION - PRETAX	8,216.85			
$HRPAYJNL	F 4/12/2020	SGC COMPULSORY - EMPLOYER	1,553.32			
$HRPAYJNL	F 4/12/2020	EMPLOYEE CONTRIBUTION - PRETAX (%)	1,877.16			
$HRPAYJNL	F 4/12/2020	SGC COMPULSORY - EMPLOYER	1,329.01			
$HRPAYJNL	F 4/12/2020	SGC COMPULSORY - EMPLOYER	99.54			
$HRPAYJNL	EF 4/12/2020	SGC COMPULSORY - EMPLOYER	493.78			
$HRPAYJNL	F 4/12/2020	5% COUNCIL MATCHED COMPANY CONTRIBUTION	38.50			
$HRPAYJNL	F 4/12/2020	SGC COMPULSORY - EMPLOYER	521.55			
$HRPAYJNL	F 4/12/2020	SGC COMPULSORY - EMPLOYER	907.64			
$HRPAYJNL	F 4/12/2020	5% COUNCIL MATCHED COMPANY CONTRIBUTION	338.89			
$HRPAYJNL	F 4/12/2020	SGC COMPULSORY - EMPLOYER	218.93			
$HRPAYJNL	F 4/12/2020	SGC COMPULSORY - EMPLOYER	798.60			
$JOURNAL	J226778	SUPER F 4/12/2020	762.84			
$HRPAYJNL	F 4/12/2020	SGC COMPULSORY - EMPLOYER	311.60			
$HRPAYJNL	F 4/12/2020	SGC COMPULSORY - EMPLOYER	467.45			
$HRPAYJNL	F 4/12/2020	SGC COMPULSORY - EMPLOYER	388.09			
$HRPAYJNL	F 4/12/2020	SGC COMPULSORY - EMPLOYER	369.61			
$HRPAYJNL	F 4/12/2020	SGC COMPULSORY - EMPLOYER	540.99			
$HRPAYJNL	F 4/12/2020	5% COUNCIL MATCHED COMPANY CONTRIBUTION	82.31			
$HRPAYJNL	F 4/12/2020	SGC COMPULSORY - EMPLOYER	626.99			
$HRPAYJNL	F 4/12/2020	5% COUNCIL MATCHED COMPANY CONTRIBUTION	164.61			
$HRPAYJNL	F 4/12/2020	SGC COMPULSORY - EMPLOYER	179.42			
$HRPAYJNL	F 4/12/2020	SGC COMPULSORY - EMPLOYER	708.13			
$HRPAYJNL	F 4/12/2020	5% COUNCIL MATCHED COMPANY CONTRIBUTION	227.37			
$HRPAYJNL	F 4/12/2020	5% COUNCIL MATCHED COMPANY CONTRIBUTION	38.50			
$HRPAYJNL	F 4/12/2020	5% COUNCIL MATCHED COMPANY CONTRIBUTION	301.22			
$HRPAYJNL	F 4/12/2020	SGC COMPULSORY - EMPLOYER	312.76			
$HRPAYJNL	F 4/12/2020	5% COUNCIL MATCHED COMPANY CONTRIBUTION	326.60			
$HRPAYJNL	F 4/12/2020	SGC COMPULSORY - EMPLOYER	1,001.15			
$HRPAYJNL	EF 4/12/2020	5% COUNCIL MATCHED COMPANY CONTRIBUTION	100.70			
$HRPAYJNL	F 4/12/2020	SGC COMPULSORY - EMPLOYER	448.18			
$HRPAYJNL	F 4/12/2020	SGC COMPULSORY - EMPLOYER	411.73			
$HRPAYJNL	F 4/12/2020	SGC COMPULSORY - EMPLOYER	747.47			
$HRPAYJNL	F 4/12/2020	SGC COMPULSORY - EMPLOYER	1,299.02			

Cheque/EFT Number	*Payment Date*	*Payee*		*Payment Amount*
$HRPAYJNL	F 4/12/2020	SGC COMPULSORY - EMPLOYER		449.16
$HRPAYJNL	F 4/12/2020	5% COUNCIL MATCHED COMPANY CONTRIBUTION		163.45
$HRPAYJNL	F 4/12/2020	SGC COMPULSORY - EMPLOYER		472.12
$HRPAYJNL	EF 4/12/2020	5% COUNCIL MATCHED COMPANY CONTRIBUTION		131.60
$HRPAYJNL	EF 4/12/2020	5% COUNCIL MATCHED COMPANY CONTRIBUTION		21.71
$HRPAYJNL	F 4/12/2020	5% COUNCIL MATCHED COMPANY CONTRIBUTION		98.95
$HRPAYJNL	F 4/12/2020	5% COUNCIL MATCHED COMPANY CONTRIBUTION		304.62
$HRPAYJNL	F 4/12/2020	5% COUNCIL MATCHED COMPANY CONTRIBUTION		56.66
$HRPAYJNL	F 4/12/2020	5% COUNCIL MATCHED COMPANY CONTRIBUTION		13.00
$HRPAYJNL	F 4/12/2020	5% COUNCIL MATCHED COMPANY CONTRIBUTION		38.50
$HRPAYJNL	F 4/12/2020	SGC COMPULSORY - EMPLOYER		280.77
$HRPAYJNL	F 4/12/2020	SGC COMPULSORY - EMPLOYER		1,124.48
$HRPAYJNL	F 4/12/2020	SGC COMPULSORY - EMPLOYER		1,442.48
$HRPAYJNL	EF 4/12/2020	5% COUNCIL MATCHED COMPANY CONTRIBUTION		65.13
$HRPAYJNL	F 4/12/2020	EMPLOYEE CONTRIBUTION - PRETAX ($)		591.01
$HRPAYJNL	F 4/12/2020	SGC COMPULSORY - EMPLOYER		674.00
$HRPAYJNL	F 4/12/2020	5% COUNCIL MATCHED COMPANY CONTRIBUTION		422.07
$HRPAYJNL	F 4/12/2020	5% COUNCIL MATCHED COMPANY CONTRIBUTION		42.00
$HRPAYJNL	F 4/12/2020	SGC COMPULSORY - EMPLOYER		598.61
$HRPAYJNL	F 4/12/2020	5% COUNCIL MATCHED COMPANY CONTRIBUTION		38.50
$HRPAYJNL	F 4/12/2020	5% COUNCIL MATCHED COMPANY CONTRIBUTION		38.50
$HRPAYJNL	F 4/12/2020	5% COUNCIL MATCHED COMPANY CONTRIBUTION		379.94
$HRPAYJNL	F 4/12/2020	SGC COMPULSORY - EMPLOYER		1,213.66
$HRPAYJNL	F 4/12/2020	5% COUNCIL MATCHED COMPANY CONTRIBUTION		422.28
$HRPAYJNL	F 4/12/2020	5% COUNCIL MATCHED COMPANY CONTRIBUTION		98.95
$HRPAYJNL	F 4/12/2020	SGC COMPULSORY - EMPLOYER		79.62
$HRPAYJNL	F 4/12/2020	SGC COMPULSORY - EMPLOYER		104.73
$HRPAYJNL	F 4/12/2020	SGC COMPULSORY - EMPLOYER		312.91
$HRPAYJNL	F 4/12/2020	SGC COMPULSORY - EMPLOYER		67.68
$HRPAYJNL	EF 4/12/2020	CC SCHEME EMPLOYEE CONTRIBUTION - PRETAX		1,468.26
$HRPAYJNL	F 4/12/2020	SGC COMPULSORY - EMPLOYER		14.89
$HRPAYJNL	F 4/12/2020	5% COUNCIL MATCHED COMPANY CONTRIBUTION		199.07
$HRPAYJNL	F 4/12/2020	SGC COMPULSORY - EMPLOYER		400.74
$HRPAYJNL	EF 4/12/2020	5% COUNCIL MATCHED COMPANY CONTRIBUTION		140.47
$HRPAYJNL	F 4/12/2020	5% COUNCIL MATCHED COMPANY CONTRIBUTION		11.67
$HRPAYJNL	F 4/12/2020	SGC COMPULSORY - EMPLOYER		1,513.58
$HRPAYJNL	F 4/12/2020	5% COUNCIL MATCHED COMPANY CONTRIBUTION		148.55

Cheque/EFT Number	*Payment Date*	*Payee*		*Payment Amount*
$HRPAYJNL	F 4/12/2020	5% COUNCIL MATCHED COMPANY CONTRIBUTION		94.06
$HRPAYJNL	F 4/12/2020	SGC COMPULSORY - EMPLOYER		427.77
$HRPAYJNL	EF 4/12/2020	SGC COMPULSORY - EMPLOYER		913.76
$HRPAYJNL	F 4/12/2020	SGC COMPULSORY - EMPLOYER		485.07
$HRPAYJNL	F 4/12/2020	SGC COMPULSORY - EMPLOYER		170.81
$JOURNAL	J226778	SUPER F 20/11/2020		85,614.18
$HRPAYJNL	F 4/12/2020	SGC COMPULSORY - EMPLOYER		1,947.81
$HRPAYJNL	F 4/12/2020	SGC COMPULSORY - EMPLOYER		79.62
$HRPAYJNL	F 4/12/2020	SGC COMPULSORY - EMPLOYER		170.82
$HRPAYJNL	F 4/12/2020	SGC COMPULSORY - EMPLOYER		1,367.02
$HRPAYJNL	F 4/12/2020	SGC COMPULSORY - EMPLOYER		389.52
$HRPAYJNL	F 4/12/2020	SGC COMPULSORY - EMPLOYER		567.42
$HRPAYJNL	F 4/12/2020	5% COUNCIL MATCHED COMPANY CONTRIBUTION		38.50
$HRPAYJNL	F 4/12/2020	SGC COMPULSORY - EMPLOYER		64.86
$HRPAYJNL	F 4/12/2020	SGC COMPULSORY - EMPLOYER		912.30
$HRPAYJNL	F 4/12/2020	SGC COMPULSORY - EMPLOYER		369.38
$HRPAYJNL	F 4/12/2020	SGC COMPULSORY - EMPLOYER		1,949.85
$HRPAYJNL	F 4/12/2020	SGC COMPULSORY - EMPLOYER		629.46
$HRPAYJNL	F 4/12/2020	SGC COMPULSORY - EMPLOYER		1,001.15
$HRPAYJNL	F 4/12/2020	SGC COMPULSORY - EMPLOYER		654.57
$HRPAYJNL	F 4/12/2020	SGC COMPULSORY - EMPLOYER		1,072.40
$HRPAYJNL	F 4/12/2020	5% COUNCIL MATCHED COMPANY CONTRIBUTION		216.70
$HRPAYJNL	F 4/12/2020	SGC COMPULSORY - EMPLOYER		129.90
$HRPAYJNL	F 4/12/2020	SGC COMPULSORY - EMPLOYER		329.96
$HRPAYJNL	F 4/12/2020	5% COUNCIL MATCHED COMPANY CONTRIBUTION		292.38
$HRPAYJNL	EF 4/12/2020	SGC COMPULSORY - EMPLOYER		1,124.52
$HRPAYJNL	F 4/12/2020	SGC COMPULSORY - EMPLOYER		364.12
$HRPAYJNL	EF 4/12/2020	5% COUNCIL MATCHED COMPANY CONTRIBUTION		130.27
$HRPAYJNL	EF 4/12/2020	5% COUNCIL MATCHED COMPANY CONTRIBUTION		480.93
$HRPAYJNL	F 4/12/2020	SGC COMPULSORY - EMPLOYER		291.42
$HRPAYJNL	F 4/12/2020	SGC COMPULSORY - EMPLOYER		280.77
$HRPAYJNL	F 4/12/2020	SGC COMPULSORY - EMPLOYER		82.09
$HRPAYJNL	F 4/12/2020	SGC COMPULSORY - EMPLOYER		79.62
$HRPAYJNL	EF 4/12/2020	SGC COMPULSORY - EMPLOYER		1,269.59
$JOURNAL	J226784	SUPER F 20/11/2020		(85,614.18)
$HRPAYJNL	F 4/12/2020	5% COUNCIL MATCHED COMPANY CONTRIBUTION		194.53
$HRPAYJNL	F 4/12/2020	SGC COMPULSORY - EMPLOYER		92.34

Cheque/EFT Number	*Payment Date*	*Payee*		*Payment Amount*
$HRPAYJNL	F 4/12/2020	5% COUNCIL MATCHED COMPANY CONTRIBUTION		683.69
$HRPAYJNL	F 4/12/2020	SGC COMPULSORY - EMPLOYER		666.39
$HRPAYJNL	EF 4/12/2020	5% COUNCIL MATCHED COMPANY CONTRIBUTION		306.25
$HRPAYJNL	F 4/12/2020	SGC COMPULSORY - EMPLOYER		170.82
$HRPAYJNL	F 4/12/2020	5% COUNCIL MATCHED COMPANY CONTRIBUTION		169.10
$HRPAYJNL	F 4/12/2020	SGC COMPULSORY - EMPLOYER		773.79
$HRPAYJNL	F 4/12/2020	SGC COMPULSORY - EMPLOYER		126.86
$HRPAYJNL	F 4/12/2020	5% COUNCIL MATCHED COMPANY CONTRIBUTION		259.11
$HRPAYJNL	EF 4/12/2020	SGC COMPULSORY - EMPLOYER		892.18
$HRPAYJNL	F 4/12/2020	5% COUNCIL MATCHED COMPANY CONTRIBUTION		65.81
$HRPAYJNL	F 4/12/2020	SGC COMPULSORY - EMPLOYER		276.79
$HRPAYJNL	F 4/12/2020	SGC COMPULSORY - EMPLOYER		286.47
$HRPAYJNL	F 4/12/2020	5% COUNCIL MATCHED COMPANY CONTRIBUTION		41.77
$HRPAYJNL	EF 4/12/2020	SGC COMPULSORY - EMPLOYER		123.76
$HRPAYJNL	F 4/12/2020	SGC COMPULSORY - EMPLOYER		126.86
$HRPAYJNL	F 4/12/2020	5% COUNCIL MATCHED COMPANY CONTRIBUTION		106.69
$HRPAYJNL	F 4/12/2020	SGC COMPULSORY - EMPLOYER		168.34
$HRPAYJNL	F 4/12/2020	SGC COMPULSORY - EMPLOYER		790.69
$HRPAYJNL	F 4/12/2020	5% COUNCIL MATCHED COMPANY CONTRIBUTION		142.09
$HRPAYJNL	F 4/12/2020	SGC COMPULSORY - EMPLOYER		583.68
$HRPAYJNL	F 4/12/2020	5% COUNCIL MATCHED COMPANY CONTRIBUTION		41.77
$HRPAYJNL	F 4/12/2020	SGC COMPULSORY - EMPLOYER		369.61
$HRPAYJNL	F 4/12/2020	SGC COMPULSORY - EMPLOYER		168.35
$HRPAYJNL	F 4/12/2020	SGC COMPULSORY - EMPLOYER		5.96
$HRPAYJNL	F 4/12/2020	SGC COMPULSORY - EMPLOYER		126.86
$HRPAYJNL	F 4/12/2020	SGC COMPULSORY - EMPLOYER		458.64
$HRPAYJNL	EF 4/12/2020	5% COUNCIL MATCHED COMPANY CONTRIBUTION		131.96
$HRPAYJNL	F 4/12/2020	SGC COMPULSORY - EMPLOYER		929.18
$HRPAYJNL	F 4/12/2020	5% COUNCIL MATCHED COMPANY CONTRIBUTION		49.38
$HRPAYJNL	EF 4/12/2020	CC SCHEME EMPLOYEE CONTRIBUTION - POSTTA		500.77
$HRPAYJNL	F 4/12/2020	5% COUNCIL MATCHED COMPANY CONTRIBUTION		38.50
$HRPAYJNL	F 4/12/2020	5% COUNCIL MATCHED COMPANY CONTRIBUTION		216.70
$HRPAYJNL	EF 4/12/2020	SGC COMPULSORY - EMPLOYER		336.85
$HRPAYJNL	F 4/12/2020	SGC COMPULSORY - EMPLOYER		79.62
$HRPAYJNL	F 4/12/2020	SGC COMPULSORY - EMPLOYER		638.19
$HRPAYJNL	EF 4/12/2020	SGC COMPULSORY - EMPLOYER		364.24
$HRPAYJNL	F 4/12/2020	5% COUNCIL MATCHED COMPANY CONTRIBUTION		81.98

From Period 6 **To Period** 6 From Date 1/12/2020 To Date 31/12/2020

Cheque/EFT Number	*Payment Date*	*Payee*			*Payment Amount*
	$HRPAYJNL	F 4/12/2020	5% COUNCIL MATCHED COMPANY CONTRIBUTION	82.30	
	$HRPAYJNL	F 4/12/2020	SGC COMPULSORY - EMPLOYER	508.32	
	$HRPAYJNL	F 4/12/2020	5% COUNCIL MATCHED COMPANY CONTRIBUTION	458.09	
	$HRPAYJNL	F 4/12/2020	5% COUNCIL MATCHED COMPANY CONTRIBUTION	115.23	
	$HRPAYJNL	EF 4/12/2020	5% COUNCIL MATCHED COMPANY CONTRIBUTION	239.78	
	$HRPAYJNL	F 4/12/2020	SGC COMPULSORY - EMPLOYER	79.62	
	$HRPAYJNL	EF 4/12/2020	SGC COMPULSORY - EMPLOYER	247.51	
	$HRPAYJNL	F 4/12/2020	SGC COMPULSORY - EMPLOYER	178.72	
	$HRPAYJNL	F 4/12/2020	5% COUNCIL MATCHED COMPANY CONTRIBUTION	142.09	
	$HRPAYJNL	F 4/12/2020	5% COUNCIL MATCHED COMPANY CONTRIBUTION	43.21	
	$HRPAYJNL	EF 4/12/2020	EMPLOYEE CONTRIBUTION - PRETAX (%)	540.79	
	$HRPAYJNL	F 4/12/2020	5% COUNCIL MATCHED COMPANY CONTRIBUTION	49.48	
	$HRPAYJNL	F 4/12/2020	CC SCHEME EMPLOYEE CONTRIBUTION - POSTTA	1,356.50	
	$HRPAYJNL	F 4/12/2020	SGC COMPULSORY - EMPLOYER	1,144.68	
	$HRPAYJNL	F 4/12/2020	SGC COMPULSORY - EMPLOYER	843.46	
	$HRPAYJNL	F 4/12/2020	5% COUNCIL MATCHED COMPANY CONTRIBUTION	87.80	
	$HRPAYJNL	EF 4/12/2020	SGC COMPULSORY - EMPLOYER	657.28	
	$HRPAYJNL	F 4/12/2020	5% COUNCIL MATCHED COMPANY CONTRIBUTION	41.77	
	$HRPAYJNL	F 4/12/2020	SGC COMPULSORY - EMPLOYER	79.62	
	$HRPAYJNL	F 4/12/2020	5% COUNCIL MATCHED COMPANY CONTRIBUTION	157.51	
	$HRPAYJNL	F 4/12/2020	SGC COMPULSORY - EMPLOYER	94.27	
	$HRPAYJNL	F 4/12/2020	SGC COMPULSORY - EMPLOYER	567.84	
	$HRPAYJNL	F 4/12/2020	5% COUNCIL MATCHED COMPANY CONTRIBUTION	241.39	
	$HRPAYJNL	F 4/12/2020	SGC COMPULSORY - EMPLOYER	92.34	
	$HRPAYJNL	F 4/12/2020	SGC COMPULSORY - EMPLOYER	158.59	
	$HRPAYJNL	EF 4/12/2020	SGC COMPULSORY - EMPLOYER	266.88	
210533	11/12/2020	ABSOLUTE STONE			35,277.78

	Invoice Number	*Payment Details*	*Amount*	*Discount*	*Retention*	*PPS*
$APINVCE	19023-11B	PROCUREMENT OF GRANITE KERBS	35,277.78			

Payment Details by Invoice

MUNICIPAL FUND

From Period 6 **To Period** 6 From Date 1/12/2020 To Date 31/12/2020

Cheque/EFT Number	*Payment Date*	*Payee*	*Payment Amount*
210534	11/12/2020	WA LOCAL GOVT SUPER PLAN P/L	86,984.81

	Invoice Number	*Payment Details*	*Amount*	*Discount*	*Retention*	*PPS*
$HRPAYJNL	F 20/11/2020	EMPLOYEE CONTRIBUTION - PRETAX ($)	591.01			
$HRPAYJNL	F 20/11/2020	CC SCHEME EMPLOYEE CONTRIBUTION - POSTTA	1,407.74			
$HRPAYJNL	F 20/11/2020	SGC COMPULSORY - EMPLOYER	598.60			
$HRPAYJNL	F 20/11/2020	SGC COMPULSORY - EMPLOYER	467.45			
$HRPAYJNL	F 20/11/2020	SGC COMPULSORY - EMPLOYER	676.03			
$HRPAYJNL	F 20/11/2020	SGC COMPULSORY - EMPLOYER	469.37			
$HRPAYJNL	F 20/11/2020	SGC COMPULSORY - EMPLOYER	169.03			
$HRPAYJNL	F 20/11/2020	SGC COMPULSORY - EMPLOYER	170.82			
$HRPAYJNL	F 20/11/2020	SGC COMPULSORY - EMPLOYER	540.99			
$HRPAYJNL	F 20/11/2020	SGC COMPULSORY - EMPLOYER	1,001.16			
$HRPAYJNL	F 20/11/2020	SGC COMPULSORY - EMPLOYER	352.14			
$HRPAYJNL	F 20/11/2020	SGC COMPULSORY - EMPLOYER	100.42			
$HRPAYJNL	F 20/11/2020	SGC COMPULSORY - EMPLOYER	79.64			
$HRPAYJNL	F 20/11/2020	SGC COMPULSORY - EMPLOYER	6.48			
$HRPAYJNL	F 20/11/2020	SGC COMPULSORY - EMPLOYER	369.38			
$HRPAYJNL	F 20/11/2020	5% COUNCIL MATCHED COMPANY CONTRIBUTION	91.27			
$HRPAYJNL	F 20/11/2020	5% COUNCIL MATCHED COMPANY CONTRIBUTION	350.85			
$HRPAYJNL	F 20/11/2020	5% COUNCIL MATCHED COMPANY CONTRIBUTION	110.16			
$HRPAYJNL	F 20/11/2020	5% COUNCIL MATCHED COMPANY CONTRIBUTION	42.00			
$HRPAYJNL	F 20/11/2020	5% COUNCIL MATCHED COMPANY CONTRIBUTION	38.50			
$HRPAYJNL	EF 20/11/2020	SGC COMPULSORY - EMPLOYER	336.85			
$HRPAYJNL	EF 20/11/2020	SGC COMPULSORY - EMPLOYER	1,081.41			
$HRPAYJNL	EF 20/11/2020	5% COUNCIL MATCHED COMPANY CONTRIBUTION	145.94			
$HRPAYJNL	EF 20/11/2020	5% COUNCIL MATCHED COMPANY CONTRIBUTION	21.71			
$HRPAYJNL	EF 20/11/2020	5% COUNCIL MATCHED COMPANY CONTRIBUTION	242.07			
$HRPAYJNL	F 20/11/2020	SGC COMPULSORY - EMPLOYER	1,630.75			
$HRPAYJNL	F 20/11/2020	SGC COMPULSORY - EMPLOYER	774.66			
$HRPAYJNL	F 20/11/2020	SGC COMPULSORY - EMPLOYER	305.31			
$HRPAYJNL	F 20/11/2020	SGC COMPULSORY - EMPLOYER	102.93			
$HRPAYJNL	F 20/11/2020	SGC COMPULSORY - EMPLOYER	759.64			
$HRPAYJNL	F 20/11/2020	SGC COMPULSORY - EMPLOYER	126.86			
$HRPAYJNL	F 20/11/2020	SGC COMPULSORY - EMPLOYER	365.13			
$HRPAYJNL	F 20/11/2020	SGC COMPULSORY - EMPLOYER	3,342.73			
$HRPAYJNL	F 20/11/2020	SGC COMPULSORY - EMPLOYER	99.04			

Cheque/EFT Number	*Payment Date*	*Payee*		*Payment Amount*
$HRPAYJNL	F 20/11/2020	SGC COMPULSORY - EMPLOYER		1,004.66
$HRPAYJNL	F 20/11/2020	5% COUNCIL MATCHED COMPANY CONTRIBUTION		41.77
$HRPAYJNL	F 20/11/2020	5% COUNCIL MATCHED COMPANY CONTRIBUTION		422.06
$HRPAYJNL	F 20/11/2020	5% COUNCIL MATCHED COMPANY CONTRIBUTION		142.09
$HRPAYJNL	F 20/11/2020	5% COUNCIL MATCHED COMPANY CONTRIBUTION		157.51
$HRPAYJNL	F 20/11/2020	5% COUNCIL MATCHED COMPANY CONTRIBUTION		52.86
$HRPAYJNL	F 20/11/2020	5% COUNCIL MATCHED COMPANY CONTRIBUTION		142.09
$HRPAYJNL	F 20/11/2020	5% COUNCIL MATCHED COMPANY CONTRIBUTION		49.48
$HRPAYJNL	F 20/11/2020	5% COUNCIL MATCHED COMPANY CONTRIBUTION		52.86
$HRPAYJNL	F 20/11/2020	5% COUNCIL MATCHED COMPANY CONTRIBUTION		65.81
$HRPAYJNL	F 20/11/2020	5% COUNCIL MATCHED COMPANY CONTRIBUTION		754.00
$HRPAYJNL	F 20/11/2020	5% COUNCIL MATCHED COMPANY CONTRIBUTION		335.83
$HRPAYJNL	F 20/11/2020	5% COUNCIL MATCHED COMPANY CONTRIBUTION		234.09
$HRPAYJNL	F 20/11/2020	5% COUNCIL MATCHED COMPANY CONTRIBUTION		216.70
$HRPAYJNL	F 20/11/2020	5% COUNCIL MATCHED COMPANY CONTRIBUTION		38.50
$HRPAYJNL	F 20/11/2020	SGC COMPULSORY - EMPLOYER		1,299.03
$HRPAYJNL	F 20/11/2020	SGC COMPULSORY - EMPLOYER		494.15
$HRPAYJNL	F 20/11/2020	SGC COMPULSORY - EMPLOYER		744.34
$HRPAYJNL	F 20/11/2020	SGC COMPULSORY - EMPLOYER		400.74
$HRPAYJNL	F 20/11/2020	SGC COMPULSORY - EMPLOYER		99.04
$HRPAYJNL	F 20/11/2020	SGC COMPULSORY - EMPLOYER		99.04
$HRPAYJNL	F 20/11/2020	SGC COMPULSORY - EMPLOYER		88.68
$HRPAYJNL	F 20/11/2020	SGC COMPULSORY - EMPLOYER		388.10
$HRPAYJNL	F 20/11/2020	SGC COMPULSORY - EMPLOYER		99.04
$HRPAYJNL	F 20/11/2020	SGC COMPULSORY - EMPLOYER		126.86
$HRPAYJNL	F 20/11/2020	5% COUNCIL MATCHED COMPANY CONTRIBUTION		292.38
$HRPAYJNL	F 20/11/2020	5% COUNCIL MATCHED COMPANY CONTRIBUTION		41.77
$HRPAYJNL	F 20/11/2020	5% COUNCIL MATCHED COMPANY CONTRIBUTION		194.53
$HRPAYJNL	F 20/11/2020	5% COUNCIL MATCHED COMPANY CONTRIBUTION		94.07
$HRPAYJNL	F 20/11/2020	5% COUNCIL MATCHED COMPANY CONTRIBUTION		284.18
$HRPAYJNL	F 20/11/2020	5% COUNCIL MATCHED COMPANY CONTRIBUTION		683.71
$HRPAYJNL	F 20/11/2020	5% COUNCIL MATCHED COMPANY CONTRIBUTION		38.50
$HRPAYJNL	F 20/11/2020	5% COUNCIL MATCHED COMPANY CONTRIBUTION		227.37
$HRPAYJNL	F 20/11/2020	5% COUNCIL MATCHED COMPANY CONTRIBUTION		98.95
$HRPAYJNL	F 20/11/2020	SGC COMPULSORY - EMPLOYER		312.76
$HRPAYJNL	F 20/11/2020	SGC COMPULSORY - EMPLOYER		1,972.62
$HRPAYJNL	F 20/11/2020	SGC COMPULSORY - EMPLOYER		925.20

Cheque/EFT Number	*Payment Date*	*Payee*		*Payment Amount*
$HRPAYJNL	F 20/11/2020	5% COUNCIL MATCHED COMPANY CONTRIBUTION		83.74
$HRPAYJNL	F 20/11/2020	5% COUNCIL MATCHED COMPANY CONTRIBUTION		38.50
$HRPAYJNL	F 20/11/2020	5% COUNCIL MATCHED COMPANY CONTRIBUTION		131.64
$HRPAYJNL	F 20/11/2020	5% COUNCIL MATCHED COMPANY CONTRIBUTION		13.00
$HRPAYJNL	F 20/11/2020	5% COUNCIL MATCHED COMPANY CONTRIBUTION		174.63
$HRPAYJNL	EF 20/11/2020	SGC COMPULSORY - EMPLOYER		255.53
$HRPAYJNL	EF 20/11/2020	SGC COMPULSORY - EMPLOYER		123.76
$HRPAYJNL	EF 20/11/2020	5% COUNCIL MATCHED COMPANY CONTRIBUTION		308.56
$HRPAYJNL	F 20/11/2020	5% COUNCIL MATCHED COMPANY CONTRIBUTION		271.54
$HRPAYJNL	F 20/11/2020	5% COUNCIL MATCHED COMPANY CONTRIBUTION		46.68
$HRPAYJNL	F 20/11/2020	5% COUNCIL MATCHED COMPANY CONTRIBUTION		38.50
$HRPAYJNL	F 20/11/2020	5% COUNCIL MATCHED COMPANY CONTRIBUTION		38.50
$HRPAYJNL	F 20/11/2020	5% COUNCIL MATCHED COMPANY CONTRIBUTION		38.50
$HRPAYJNL	EF 20/11/2020	CC SCHEME EMPLOYEE CONTRIBUTION - PRETAX		1,304.97
$HRPAYJNL	EF 20/11/2020	CC SCHEME EMPLOYEE CONTRIBUTION - POSTTA		522.98
$HRPAYJNL	EF 20/11/2020	SGC COMPULSORY - EMPLOYER		703.77
$HRPAYJNL	EF 20/11/2020	SGC COMPULSORY - EMPLOYER		933.84
$HRPAYJNL	EF 20/11/2020	SGC COMPULSORY - EMPLOYER		897.11
$HRPAYJNL	EF 20/11/2020	SGC COMPULSORY - EMPLOYER		503.30
$HRPAYJNL	EF 20/11/2020	5% COUNCIL MATCHED COMPANY CONTRIBUTION		346.36
$HRPAYJNL	F 20/11/2020	SGC COMPULSORY - EMPLOYER		756.10
$HRPAYJNL	F 20/11/2020	SGC COMPULSORY - EMPLOYER		1,728.30
$HRPAYJNL	F 20/11/2020	SGC COMPULSORY - EMPLOYER		1,449.18
$HRPAYJNL	F 20/11/2020	SGC COMPULSORY - EMPLOYER		300.69
$HRPAYJNL	F 20/11/2020	SGC COMPULSORY - EMPLOYER		1,001.16
$HRPAYJNL	F 20/11/2020	SGC COMPULSORY - EMPLOYER		126.86
$HRPAYJNL	F 20/11/2020	SGC COMPULSORY - EMPLOYER		99.04
$HRPAYJNL	F 20/11/2020	SGC COMPULSORY - EMPLOYER		458.28
$HRPAYJNL	F 20/11/2020	SGC COMPULSORY - EMPLOYER		797.41
$HRPAYJNL	F 20/11/2020	5% COUNCIL MATCHED COMPANY CONTRIBUTION		164.61
$HRPAYJNL	F 20/11/2020	5% COUNCIL MATCHED COMPANY CONTRIBUTION		241.39
$HRPAYJNL	F 20/11/2020	5% COUNCIL MATCHED COMPANY CONTRIBUTION		3.41
$HRPAYJNL	F 20/11/2020	5% COUNCIL MATCHED COMPANY CONTRIBUTION		93.65
$HRPAYJNL	F 20/11/2020	5% COUNCIL MATCHED COMPANY CONTRIBUTION		304.61
$HRPAYJNL	F 20/11/2020	5% COUNCIL MATCHED COMPANY CONTRIBUTION		166.01
$HRPAYJNL	F 20/11/2020	5% COUNCIL MATCHED COMPANY CONTRIBUTION		98.95
$HRPAYJNL	F 20/11/2020	5% COUNCIL MATCHED COMPANY CONTRIBUTION		280.31

From Period 6 **To Period** 6 From Date 1/12/2020 To Date 31/12/2020

Cheque/EFT Number	*Payment Date*	*Payee*		*Payment Amount*
$HRPAYJNL	F 20/11/2020	5% COUNCIL MATCHED COMPANY CONTRIBUTION		83.75
$HRPAYJNL	F 20/11/2020	EMPLOYEE CONTRIBUTION - PRETAX (%)		2,000.02
$HRPAYJNL	F 20/11/2020	CC SCHEME EMPLOYEE CONTRIBUTION - PRETAX		10,911.11
$HRPAYJNL	F 20/11/2020	SGC COMPULSORY - EMPLOYER		1,213.66
$HRPAYJNL	F 20/11/2020	SGC COMPULSORY - EMPLOYER		458.64
$HRPAYJNL	F 20/11/2020	SGC COMPULSORY - EMPLOYER		427.76
$HRPAYJNL	F 20/11/2020	SGC COMPULSORY - EMPLOYER		917.28
$HRPAYJNL	F 20/11/2020	SGC COMPULSORY - EMPLOYER		178.73
$HRPAYJNL	F 20/11/2020	SGC COMPULSORY - EMPLOYER		170.82
$HRPAYJNL	F 20/11/2020	SGC COMPULSORY - EMPLOYER		295.50
$HRPAYJNL	F 20/11/2020	5% COUNCIL MATCHED COMPANY CONTRIBUTION		1,759.34
$HRPAYJNL	F 20/11/2020	5% COUNCIL MATCHED COMPANY CONTRIBUTION		56.66
$HRPAYJNL	EF 20/11/2020	EMPLOYEE CONTRIBUTION - PRETAX (%)		540.54
$HRPAYJNL	EF 20/11/2020	SGC COMPULSORY - EMPLOYER		462.74
$HRPAYJNL	EF 20/11/2020	SGC COMPULSORY - EMPLOYER		977.69
$HRPAYJNL	EF 20/11/2020	SGC COMPULSORY - EMPLOYER		247.51
$HRPAYJNL	EF 20/11/2020	5% COUNCIL MATCHED COMPANY CONTRIBUTION		134.49
$HRPAYJNL	EF 20/11/2020	5% COUNCIL MATCHED COMPANY CONTRIBUTION		101.00
$HRPAYJNL	EF 20/11/2020	5% COUNCIL MATCHED COMPANY CONTRIBUTION		136.66
$HRPAYJNL	EF 20/11/2020	5% COUNCIL MATCHED COMPANY CONTRIBUTION		65.14
$HRPAYJNL	EF 20/11/2020	5% COUNCIL MATCHED COMPANY CONTRIBUTION		130.27
$HRPAYJNL	F 20/11/2020	SGC COMPULSORY - EMPLOYER		701.99
$HRPAYJNL	F 20/11/2020	SGC COMPULSORY - EMPLOYER		169.03
$HRPAYJNL	F 20/11/2020	SGC COMPULSORY - EMPLOYER		280.20
$HRPAYJNL	F 20/11/2020	SGC COMPULSORY - EMPLOYER		369.61
$HRPAYJNL	F 20/11/2020	SGC COMPULSORY - EMPLOYER		1,947.83
$HRPAYJNL	F 20/11/2020	SGC COMPULSORY - EMPLOYER		100.42
$HRPAYJNL	F 20/11/2020	SGC COMPULSORY - EMPLOYER		567.43
$HRPAYJNL	F 20/11/2020	SGC COMPULSORY - EMPLOYER		629.47
$HRPAYJNL	F 20/11/2020	SGC COMPULSORY - EMPLOYER		610.67
$HRPAYJNL	F 20/11/2020	SGC COMPULSORY - EMPLOYER		578.26
$HRPAYJNL	F 20/11/2020	SGC COMPULSORY - EMPLOYER		631.08
$HRPAYJNL	F 20/11/2020	SGC COMPULSORY - EMPLOYER		170.81
$HRPAYJNL	F 20/11/2020	SGC COMPULSORY - EMPLOYER		626.99
$HRPAYJNL	F 20/11/2020	SGC COMPULSORY - EMPLOYER		434.29
$HRPAYJNL	F 20/11/2020	SGC COMPULSORY - EMPLOYER		64.86
$HRPAYJNL	F 20/11/2020	SGC COMPULSORY - EMPLOYER		1,196.57

Cheque/EFT Number	*Payment Date*	*Payee*			*Payment Amount*
	$HRPAYJNL	F 20/11/2020	SGC COMPULSORY - EMPLOYER	364.12	
	$HRPAYJNL	F 20/11/2020	SGC COMPULSORY - EMPLOYER	93.59	
	$HRPAYJNL	F 20/11/2020	SGC COMPULSORY - EMPLOYER	16.19	
	$HRPAYJNL	F 20/11/2020	SGC COMPULSORY - EMPLOYER	1,108.21	
	$HRPAYJNL	F 20/11/2020	SGC COMPULSORY - EMPLOYER	843.46	
	$HRPAYJNL	F 20/11/2020	SGC COMPULSORY - EMPLOYER	1,499.16	
	$HRPAYJNL	F 20/11/2020	SGC COMPULSORY - EMPLOYER	448.18	
	$HRPAYJNL	F 20/11/2020	SGC COMPULSORY - EMPLOYER	504.78	
	$HRPAYJNL	F 20/11/2020	SGC COMPULSORY - EMPLOYER	94.27	
	$HRPAYJNL	F 20/11/2020	SGC COMPULSORY - EMPLOYER	674.05	
	$HRPAYJNL	F 20/11/2020	SGC COMPULSORY - EMPLOYER	99.04	
	$HRPAYJNL	F 20/11/2020	SGC COMPULSORY - EMPLOYER	583.68	
	$HRPAYJNL	F 20/11/2020	SGC COMPULSORY - EMPLOYER	953.73	
	$HRPAYJNL	F 20/11/2020	SGC COMPULSORY - EMPLOYER	158.58	
	$HRPAYJNL	F 20/11/2020	SGC COMPULSORY - EMPLOYER	180.69	
	$HRPAYJNL	F 20/11/2020	SGC COMPULSORY - EMPLOYER	129.90	
	$HRPAYJNL	F 20/11/2020	SGC COMPULSORY - EMPLOYER	1,649.13	
	$HRPAYJNL	F 20/11/2020	SGC COMPULSORY - EMPLOYER	921.38	
	$HRPAYJNL	F 20/11/2020	SGC COMPULSORY - EMPLOYER	302.80	
	$HRPAYJNL	F 20/11/2020	SGC COMPULSORY - EMPLOYER	305.80	
	$HRPAYJNL	F 20/11/2020	SGC COMPULSORY - EMPLOYER	181.60	
	$HRPAYJNL	F 20/11/2020	5% COUNCIL MATCHED COMPANY CONTRIBUTION	41.77	
	$HRPAYJNL	F 20/11/2020	5% COUNCIL MATCHED COMPANY CONTRIBUTION	379.93	
	$HRPAYJNL	F 20/11/2020	5% COUNCIL MATCHED COMPANY CONTRIBUTION	247.04	
	$HRPAYJNL	F 20/11/2020	5% COUNCIL MATCHED COMPANY CONTRIBUTION	241.39	
	$HRPAYJNL	F 20/11/2020	5% COUNCIL MATCHED COMPANY CONTRIBUTION	52.86	
	$HRPAYJNL	F 20/11/2020	5% COUNCIL MATCHED COMPANY CONTRIBUTION	8.51	
	$HRPAYJNL	F 20/11/2020	5% COUNCIL MATCHED COMPANY CONTRIBUTION	23.34	
210535	16/12/2020	JONES LANG LASALLE (WA)PTY LTD			898,436.47

	Invoice Number	*Payment Details*	*Amount*	*Discount*	*Retention*	*PPS*
$APINVCE	0033991	FORREST CHASE WALKWAY CONTRIBUTION FY19,	399,769.70			
$APINVCE	0033963	FORREST CHASE WALKWAY CONTRIBUTION FY19,	395,836.10			
$APINVCE	0033962	FORREST CHASE WALKWAY CONTRIBUTION FY19,	102,830.67			

Payment Details by Invoice

MUNICIPAL FUND

From Period 6 **To Period** 6 From Date 1/12/2020 To Date 31/12/2020

Cheque/EFT Number	Payment Date	Payee	Payment Amount
210536	17/12/2020	CTI5 PTY LTD	25,813.87

	Invoice Number	Payment Details	Amount	Discount	Retention	PPS
$APINVCE	01069079	CONTAINER DEPOSIT SCHEME TOP UP	20,000.00			
$APINVCE	01069080	COIN COLLECTION FROM TICKET MACHINES 202	5,813.87			

210537	17/12/2020	BIDFOOD WA PTY LTD	6,530.71

	Invoice Number	Payment Details	Amount	Discount	Retention	PPS
$APINVCE	I50906943.PER	CATERING SUPPLIES FOR CITIPLACE COMMUNIT	562.59			
$APINVCE	I50934731.PER	CATERING SUPPLIES FOR CITIPLACE COMMUNIT	1,694.42			
$APINVCE	I50999640.PER	CATERING SUPPLIES FOR CITIPLACE COMMUNIT	709.87			
$APINVCE	I51023685.PER	CATERING SUPPLIES FOR CITIPLACE COMMUNIT	797.57			
$APINVCE	I50934732.PER	CATERING SUPPLIES FOR CITIPLACE COMMUNIT	659.56			
$APINVCE	I50881398.PER	CATERING SUPPLIES FOR CITIPLACE COMMUNIT	911.36			
$APINVCE	I50987950.PER	CATERING SUPPLIES FOR CITIPLACE COMMUNIT	1,195.34			

210538	17/12/2020	ILLION AUSTRALIA PTY LTD T/AS TENDERLINK.COM	687.50

	Invoice Number	Payment Details	Amount	Discount	Retention	PPS
$APINVCE	AU-375649	TENDERLINK SUBSCRIPTION 2020/21	687.50			

210539	17/12/2020	SOUTHERN METROPOLITAN REGIONAL COUNCIL	703.56

	Invoice Number	Payment Details	Amount	Discount	Retention	PPS
$APCREDT	545	INVOICE 14792	(600.60)			
$APINVCE	15187	PROVISION OF WASTE DISPOSAL FOR FOOD ORG	1,304.16			

210540	17/12/2020	IRON MOUNTAIN AUSTRALIA GROUP PTY LTD	5,333.61

	Invoice Number	Payment Details	Amount	Discount	Retention	PPS
$APINVCE	AUS757259	SECURE SHREDDING BIN LOWER GROUND FLOOR	10.37			
$APINVCE	AUS765865	GENERAL - RR 502540 - STORAGE AND RETRIE	2,964.57			
$APINVCE	AUS767816	IRON MOUNTAIN ACCOUNT NDT STORAGE OF RAT	332.84			
$APINVCE	AUS739424	SECURE DESTRUCTION INCLUDING HIRE OF 4 B	41.49			
$APINVCE	AUS767815	VAULT - PT - 502670 - ARCHIVE STORAGE AN	314.04			
$APINVCE	109006078	COLD STORAGE AT IRON MOUNTAIN 6YQN ACCOU	9.83			
$APINVCE	AUS764538	NAV GENERAL STORAGE SPLIT INTO STORAGE &	1,650.10			
$APINVCE	AUS757068	IRON MOUNTAIN - RECYCLED WASTE BIN ORDER	10.37			

Payment Details by Invoice

MUNICIPAL FUND

From Period 6 **To Period** 6 From Date 1/12/2020 To Date 31/12/2020

Cheque/EFT Number	Payment Date	Payee						Payment Amount
210541	17/12/2020	ADVANCED TRAFFIC MANAGEMENT						884.07
		Invoice Number	*Payment Details*	*Amount*	*Discount*	*Retention*	*PPS*	
	$APINVCE	00139662	HAY AND MURRAY ST MALL, BOLLARD	884.07				
210542	17/12/2020	ADVANCED AUTOLOGIC						3,685.00
		Invoice Number	*Payment Details*	*Amount*	*Discount*	*Retention*	*PPS*	
	$APINVCE	00099321	WATER SOFTENER FOR CMAR PAVER CLEANING M	3,685.00				
210543	17/12/2020	NESPRESSO						65.40
		Invoice Number	*Payment Details*	*Amount*	*Discount*	*Retention*	*PPS*	
	$APINVCE	36205048	NESPRESSO CAPSULES - CHILDCARE CENTRE	65.40				
210544	17/12/2020	WESTBOOKS						750.69
		Invoice Number	*Payment Details*	*Amount*	*Discount*	*Retention*	*PPS*	
	$APINVCE	318269	ASSORTED CHILDREN'S LIBRARY STOCK	750.69				
210545	17/12/2020	NS PROJECTS PTY LTD						7,898.00
		Invoice Number	*Payment Details*	*Amount*	*Discount*	*Retention*	*PPS*	
	$APINVCE	20-136:02	ROE ST ENHANCEMENT TEMPORARY PROJECT	7,898.00				
210546	17/12/2020	ATOM SUPPLY						1,311.37
		Invoice Number	*Payment Details*	*Amount*	*Discount*	*Retention*	*PPS*	
	$APINVCE	P2131804	STORES STOCK	347.95				
	$APINVCE	P2129793	DEPOT MAIN STORE STOCK	372.06				
	$APINVCE	P2131194	STORES STOCK	591.36				
210547	17/12/2020	JONATHAN TARRY						16,500.00
		Invoice Number	*Payment Details*	*Amount*	*Discount*	*Retention*	*PPS*	
	$APINVCE	COP201130	COST OF REPAIR AND REINSTALLATION OF RED	16,500.00				
210548	17/12/2020	BOTANICAL BLOOMS						440.00
		Invoice Number	*Payment Details*	*Amount*	*Discount*	*Retention*	*PPS*	
	$APINVCE	00000811	FLORAL ARRANGEMENTS FOR SWEARING IN CERE	440.00				

Payment Details by Invoice

MUNICIPAL FUND

From Period 6 **To Period** 6 From Date 1/12/2020 To Date 31/12/2020

Cheque/EFT Number	*Payment Date*	*Payee*						*Payment Amount*
210549	17/12/2020	ACCESS BRICKPAVING CO						21,549.99
		Invoice Number	*Payment Details*	*Amount*	*Discount*	*Retention*	*PPS*	
	$APINVCE	20112023	100 ROYAL ST LIFT AND RELAY 244 SQ METE	21,549.99				
210550	17/12/2020	SUNNY INDUSTRIAL BRUSHWARE						2,288.50
		Invoice Number	*Payment Details*	*Amount*	*Discount*	*Retention*	*PPS*	
	$APINVCE	00022667	ANNUAL SWEEPER BRUSH BLANKET ORDER FOR 3	411.90				
	$APINVCE	00022707	ANNUAL SWEEPER BRUSH BLANKET ORDER FOR 3	1,876.60				
210551	17/12/2020	SONIC HEALTHPLUS PTY LTD						1,045.00
		Invoice Number	*Payment Details*	*Amount*	*Discount*	*Retention*	*PPS*	
	$APINVCE	221177	SONIC HEALTH - OSH - DRUG & ALCOHOL TEST	1,045.00				
210552	17/12/2020	EOS ELECTRICAL						114,821.91
		Invoice Number	*Payment Details*	*Amount*	*Discount*	*Retention*	*PPS*	
	$APINVCE	00013688	ELECTRICAL MAINTENANCE OF STREET LIGHTS	442.09				
	$APINVCE	13502C	CHRISTMAS DECORATIONS 2020 - INSTALL/ DI	90,303.90				
	$APINVCE	00013651	ELECTRICAL MAINTENANCE OF STREET LIGHTS	780.34				
	$APINVCE	00013630	MAINTENANCE OF THE CHRISTMAS	3,872.00				
	$APINVCE	00013628	MAINTENANCE OF THE CHRISTMAS	2,843.50				
	$APINVCE	00013508	CHRISTMAS DECORATIONS - REPAIRS PART B -	14,802.48				
	$APINVCE	00013656	ELECTRICAL MAINTENANCE OF STREET LIGHTS	135.30				
	$APINVCE	00013618	MAINTENANCE OF THE CHRISTMAS	1,202.30				
	$APINVCE	00013627	ELECTRICAL MAINTENANCE OF STREET LIGHTS	440.00				
210553	17/12/2020	MANHEIM PTY LTD						4,855.40
		Invoice Number	*Payment Details*	*Amount*	*Discount*	*Retention*	*PPS*	
	$APINVCE	5507939177	CAR TOWING AND AUCTION SERVICES 20-21	352.00				
	$APINVCE	5507940139	CAR TOWING AND AUCTION SERVICES 20-21	385.00				
	$APINVCE	5507993245	CAR TOWING AND AUCTION SERVICES 20-21	937.20				
	$APINVCE	5508088969	CAR TOWING AND AUCTION SERVICES 20-21	242.00				
	$APINVCE	5508008472	CAR TOWING AND AUCTION SERVICES 20-21	330.00				
	$APINVCE	5508008470	CAR TOWING AND AUCTION SERVICES 20-21	330.00				
	$APINVCE	5508065575	CAR TOWING AND AUCTION SERVICES 20-21	1,949.20				
	$APINVCE	5508008471	CAR TOWING AND AUCTION SERVICES 20-21	330.00				

Payment Details by Invoice

MUNICIPAL FUND

From Period 6 **To Period** 6 From Date 1/12/2020 To Date 31/12/2020

Cheque/EFT Number	*Payment Date*	*Payee*	*Payment Amount*
210554	17/12/2020	DRAINFLOW SERVICES PTY LTD	9,193.39

	Invoice Number	*Payment Details*	*Amount*	*Discount*	*Retention*	*PPS*
$APINVCE	00006159	ROAD RENEWALS GULLY GRATES WORKS - DRAIN	6,212.93			
$APINVCE	00006058	OCTOBER 2020 PLAIN ST GPT CLEANING	2,980.46			

210555	17/12/2020	JAMES BENNETT PTY LTD	678.27

	Invoice Number	*Payment Details*	*Amount*	*Discount*	*Retention*	*PPS*
$APINVCE	4735618	ASSORTED E-BOOKS - PER AXS	131.76			
$APINVCE	4735781	LIBRARY STOCK PURCHASES OF ASSORTED BOOK	67.23			
$APINVCE	PSO422227	LIBRARY STOCK PURCHASES OF ASSORTED BOOK	119.05			
$APINVCE	4735780	LIBRARY STOCK PURCHASES OF ASSORTED BOOK	54.58			
$APINVCE	4735782	LIBRARY STOCK PURCHASES OF ASSORTED BOOK	88.24			
$APINVCE	PSO42229	LIBRARY STOCK PURCHASES OF ASSORTED BOOK	28.01			
$APINVCE	PSO422226	LIBRARY STOCK PURCHASES OF ASSORTED BOOK	54.62			
$APINVCE	PSO42228	LIBRARY STOCK PURCHASES OF ASSORTED BOOK	134.78			

210556	17/12/2020	GILMOUR & JOOSTE ELECTRICAL	14,548.85

	Invoice Number	*Payment Details*	*Amount*	*Discount*	*Retention*	*PPS*
$APINVCE	INV-11300	VARIOUS SITES - UNPLANNED ELECTRICAL MAI	170.39			
$APINVCE	INV-11361	VARIOUS SITES - UNPLANNED ELECTRICAL MAI	349.24			
$APINVCE	INV-11437	INSTALL AND CONNECT POWER CIRCUIT FOR NE	860.94			
$APINVCE	INV-11450	ELECTRICAL MAINTENANCE FOR STREET LIGHTI	171.05			
$APINVCE	INV-11439	ELECTRICAL MAINTENANCE FOR STREET LIGHTI	55.00			
$APINVCE	INV-11294	VARIOUS SITES - UNPLANNED ELECTRICAL MAI	659.27			
$APINVCE	INV-11491	ELECTRICAL MAINTENANCE FOR STREET LIGHTI	318.72			
$APINVCE	INV-11296	VARIOUS SITES - UNPLANNED ELECTRICAL MAI	55.00			
$APINVCE	INV-11473	VARIOUS SITES - UNPLANNED ELECTRICAL MAI	288.82			
$APINVCE	INV-11360	VARIOUS SITES - UNPLANNED ELECTRICAL MAI	400.36			
$APINVCE	INV-11262	ELECTRICAL MAINTENANCE FOR STREET LIGHTI	55.00			
$APINVCE	INV-11432	ELECTRICAL MAINTENANCE FOR STREET LIGHTI	150.46			
$APINVCE	INV-11301	VARIOUS SITES - UNPLANNED ELECTRICAL MAI	187.99			
$APINVCE	INV-11297	VARIOUS SITES - UNPLANNED ELECTRICAL MAI	876.22			
$APINVCE	INV-11369	ELECTRICAL MAINTENANCE FOR STREET LIGHTI	9,950.39			

Payment Details by Invoice

MUNICIPAL FUND

From Period 6 **To Period** 6 From Date 1/12/2020 To Date 31/12/2020

Cheque/EFT Number	*Payment Date*	*Payee*						*Payment Amount*
210557	17/12/2020	THE TRUSTEE FOR KANDIAH FAMILY TRUST NO 2 T/AS						484.00
		Invoice Number	*Payment Details*	*Amount*	*Discount*	*Retention*	*PPS*	
	$APINVCE	INV213938	COUNCIL HOUSE DRINKING WATER SUPPLY. D	484.00				
210558	17/12/2020	IMPERIAL GLASS						547.80
		Invoice Number	*Payment Details*	*Amount*	*Discount*	*Retention*	*PPS*	
	$APINVCE	00201508	GLAZING MAINTENANCE - VARIOUS SITES - 20	547.80				
210559	17/12/2020	JARRAD SENG						3,960.00
		Invoice Number	*Payment Details*	*Amount*	*Discount*	*Retention*	*PPS*	
	$APINVCE	785	CHRISTMAS CONCERT PHOTOGRAPHY	880.00				
	$APINVCE	783	CITY OF PERTH CHRISTMAS LIGHTS TRAIL PHO	2,200.00				
	$APINVCE	784	CITY OF PERTH DIVERSE COMMUNITY PHOTOGRA	880.00				
210560	17/12/2020	ALFRED BOCK T/AS AGB CONSULTING						4,702.50
		Invoice Number	*Payment Details*	*Amount*	*Discount*	*Retention*	*PPS*	
	$APINVCE	315	OMBUDSMAN SERVICES TO CITY OF PERTH - AL	4,702.50				
210561	17/12/2020	ALANA HALL						4,301.05
		Invoice Number	*Payment Details*	*Amount*	*Discount*	*Retention*	*PPS*	
	$APINVCE	42A	PODIATRIST	4,301.05				
210562	17/12/2020	TECHNICAL SERVICES GROUP						36,179.42
		Invoice Number	*Payment Details*	*Amount*	*Discount*	*Retention*	*PPS*	
	$APINVCE	INV-00001882	COUNCIL HOUSE LEVELS 8,9 & 11 PUBLIC WIF	11,199.54				
	$APINVCE	INV-00001805	WELLINGTON SQUARE ENHANCEMENT	24,979.88				
210563	17/12/2020	END TO END VISUALSPTY LTD						1,705.00
		Invoice Number	*Payment Details*	*Amount*	*Discount*	*Retention*	*PPS*	
	$APINVCE	LUM_COP_2711	3D CITY MODEL SOFTWARE RENEWAL/UPGRADE	1,705.00				
210564	17/12/2020	WOODLANDS DISTRIBUTORS & AGENCIES PTY LTD						637.45
		Invoice Number	*Payment Details*	*Amount*	*Discount*	*Retention*	*PPS*	
	$APINVCE	PTH1-017	STORES STOCK	637.45				

Payment Details by Invoice

MUNICIPAL FUND

From Period 6 **To Period** 6 From Date 1/12/2020 To Date 31/12/2020

Cheque/EFT Number	*Payment Date*	*Payee*	*Payment Amount*
210565	17/12/2020	IMAGE SOURCE DIGITAL SOLUTIONS	16,826.43

	Invoice Number	*Payment Details*	*Amount*	*Discount*	*Retention*	*PPS*
$APINVCE	454840	CHRISTMAS CONCERTS-SOCIAL DISTANCE DECAL	1,717.10			
$APINVCE	454704	CORFLUTES CHRISTMAS CANVAS PROJECTIONS	104.50			
$APINVCE	454846	SPIN TO WIN SIGNAGE PRINTING - X 4 CORFL	232.10			
$APINVCE	454877	DECALS FOR CAR PARKS	467.50			
$APINVCE	454844	CHRISTMAS CONCERTS - BANNER & SIGNAGE	3,302.20			
$APINVCE	454849	VINYL CUT DECAL + INSTALL 1X EXHIBITION	324.50			
$APINVCE	454837	PROJECTION STARTING TIME STICKER - CHRIS	104.50			
$APINVCE	454847	ALL YOU WANT FOR CHRISTMAS DECALS	104.50			
$APINVCE	454843	ALL YOU WANT FOR CHRISTMAS DECALS	608.30			
$APINVCE	454939	CITIZENSHIP CEREMONY 2 DEC SOCIAL DISTAN	108.63			
$APINVCE	454703	CHRISTMAS LIGHTS TRAIL SIGNAGE CM 24162	8,871.50			
$APINVCE	454845	BRASS ON THE GRASS 2020 PRINT JOBS FLYER	137.50			
$APINVCE	454848	COREFLUTES FOR 3 HOUR FREE PARKING ON WE	529.10			
$APINVCE	454629	CHRISTMAS LIGHTS TRAIL SIGNAGE - COREFLU	214.50			

210566	17/12/2020	MESSAGENET PTY LTD	455.42

	Invoice Number	*Payment Details*	*Amount*	*Discount*	*Retention*	*PPS*
$APINVCE	1196680	ORDER FOR MONTHLY MESSAGENET BILLING FOR	455.42			

210567	17/12/2020	WINDCAVE PTY LTD T/AS PAYMENT EXPRESS AUSTRALIA	50,738.51

	Invoice Number	*Payment Details*	*Amount*	*Discount*	*Retention*	*PPS*
$APINVCE	1615166	CARD TRANSACTION FEE 2020-21	50,738.51			

210568	17/12/2020	GJK FACILITY SERVICES	75,771.58

	Invoice Number	*Payment Details*	*Amount*	*Discount*	*Retention*	*PPS*
$APINVCE	390280	PLANNED CAR PARK CLEANING AS PER CONTRAC	75,771.58			

210569	17/12/2020	QUADIENT OCEANIA PTY LTY T/AS NEOPOST AUSTRALIA	1,882.47

	Invoice Number	*Payment Details*	*Amount*	*Discount*	*Retention*	*PPS*
$APINVCE	INV7906332	ON SITE PARTS AND LABOUR ANNUAL MAINT;	1,882.47			

Payment Details by Invoice

MUNICIPAL FUND

From Period 6 **To Period** 6 From Date 1/12/2020 To Date 31/12/2020

Cheque/EFT Number	Payment Date	Payee						Payment Amount
210570	17/12/2020	LIGHTSPEED COMMUNICATIONS AUSTRALIA PTY LTD T/AS						101,402.74
		Invoice Number	*Payment Details*	*Amount*	*Discount*	*Retention*	*PPS*	
	$APINVCE	87083	Q24158, 24160, 21450, 24149	21,194.97				
	$APINVCE	87088	Q24158, 24160, 21450, 24149	10,725.54				
	$APINVCE	87084	CAPITAL WORKS PROJECT CW10462 - CW PROJE	29,549.87				
	$APINVCE	87063	INSTALL FIBRE CABLE AND TERMINATION WORK	13,156.34				
	$APINVCE	87082	Q24158, 24160, 21450, 24149	26,776.02				
210571	17/12/2020	LINFOX ARMAGUARD PTY LTD T/AS ARMAGUARD						500.65
		Invoice Number	*Payment Details*	*Amount*	*Discount*	*Retention*	*PPS*	
	$APINVCE	06641229	COIN AND CHEQUES COLLECTION FOR FINANCE	500.65				
210572	17/12/2020	METRIX CONSULTING PTY LTD						12,118.34
		Invoice Number	*Payment Details*	*Amount*	*Discount*	*Retention*	*PPS*	
	$APINVCE	INV-1214	MARKETING IMPACT EVALUATION AND INSIGHTS	12,118.34				
210573	17/12/2020	ARTRAGE						110,000.00
		Invoice Number	*Payment Details*	*Amount*	*Discount*	*Retention*	*PPS*	
	$APINVCE	000449	MAJOR EVENT GRANT - ARTRAGE, FRINGE WORL	110,000.00				
210574	17/12/2020	ADVANCE PRESS(2013)PTY LTD						4,543.00
		Invoice Number	*Payment Details*	*Amount*	*Discount*	*Retention*	*PPS*	
	$APINVCE	148422	PRINTING 7000 COPIES OF THE HOMELESS SER	4,543.00				
210575	17/12/2020	DATALINE VISUAL LINK PTY LTD						4,312.60
		Invoice Number	*Payment Details*	*Amount*	*Discount*	*Retention*	*PPS*	
	$APINVCE	53382	CONTRACT 100385	1,359.88				
	$APINVCE	53368	CONTRACT 100385	804.97				
	$APINVCE	53367	CONTRACT 100385	349.25				
	$APINVCE	53388	CONTRACT 100385	984.50				
	$APINVCE	53387	UNPLANNED EQUIPMENT MAINTENANCE FOR 2020	291.50				
	$APINVCE	53389	CONTRACT 100385	522.50				
210576	17/12/2020	LATERAL(W.A)PTY LTD						3,988.33
		Invoice Number	*Payment Details*	*Amount*	*Discount*	*Retention*	*PPS*	
	$APINVCE	INV-8198	CPAMS SUPPORT	136.13				
	$APINVCE	INV-7928	CPAMS MIGRATION TO 2019SVR	3,852.20				

Payment Details by Invoice

MUNICIPAL FUND

From Period 6 **To Period** 6 From Date 1/12/2020 To Date 31/12/2020

Cheque/EFT Number	Payment Date	Payee						Payment Amount
210577	17/12/2020	MCLEODS BARRISTERS AND SOLICITORS						8,216.14
		Invoice Number	*Payment Details*	*Amount*	*Discount*	*Retention*	*PPS*	
	$APINVCE	116419	PLEASE CAN YOU ADVISE IF THE LORD MAYOR	3,795.62				
	$APINVCE	116166	COUNCIL COMMENCEMENT ADVICE	2,716.07				
	$APINVCE	116666	1 QUOTE REQUIRED.	1,704.45				
210578	17/12/2020	J & D EXPO CARPETS PTY LTD						4,322.56
		Invoice Number	*Payment Details*	*Amount*	*Discount*	*Retention*	*PPS*	
	$APINVCE	INV0000119	CHRISTMAS CONCERTS - ASTRO TURF HIRE	4,322.56				
210579	17/12/2020	ELECTRICITY GENERATION AND RETAIL CORPORATION						547.13
		Invoice Number	*Payment Details*	*Amount*	*Discount*	*Retention*	*PPS*	
	$APINVCE	336606330		69.34				
	$APINVCE	213267750	171 ST GEORGE'S TCE PERTH	418.28				
	$APINVCE	888499900	TERRACE ROAD PERTH	59.51				
210580	17/12/2020	BLACKWOODS ATKINS						1,953.60
		Invoice Number	*Payment Details*	*Amount*	*Discount*	*Retention*	*PPS*	
	$APINVCE	PE5853YG	STORES STOCK	1,953.60				
210581	17/12/2020	E.P. DRAFFIN MANUFACTURING PTY LTD						82,038.00
		Invoice Number	*Payment Details*	*Amount*	*Discount*	*Retention*	*PPS*	
	$APINVCE	22635	LITTER BIN REPLACEMENT PROGRAM	82,038.00				
210582	17/12/2020	DE VINE CELLARS						1,338.75
		Invoice Number	*Payment Details*	*Amount*	*Discount*	*Retention*	*PPS*	
	$APINVCE	315438-2	DE VINE CELLAR CATERING BEVERAGE SUPPLIE	1,338.75				
210583	17/12/2020	WEST COAST SPRING WATER PTY LTD T/AS AUSSIE						231.00
		Invoice Number	*Payment Details*	*Amount*	*Discount*	*Retention*	*PPS*	
	$APINVCE	1754907	CAR PARK DRINKING WATER FOR SEPTEMBER 20	132.00				
	$APINVCE	1827068	CAR PARK DRINKING WATER FOR SEPTEMBER 20	99.00				

Payment Details by Invoice

MUNICIPAL FUND

From Period 6 **To Period** 6 From Date 1/12/2020 To Date 31/12/2020

Cheque/EFT Number	*Payment Date*	*Payee*						*Payment Amount*
210584	17/12/2020	LET'S MAKE GAMES INC						5,000.00
		Invoice Number	*Payment Details*	*Amount*	*Discount*	*Retention*	*PPS*	
	$APINVCE	INV0176	EVENTS QRG - LETS MAKE GAMES INC - PERTH	5,000.00				
210585	17/12/2020	HORIZON WEST LANDSCAPE & IRRIGATION PTY LTD						24,024.00
		Invoice Number	*Payment Details*	*Amount*	*Discount*	*Retention*	*PPS*	
	$APINVCE	00006813	MODIFICATIONS TO BOREHEADS AND REPLACEME	24,024.00				
210586	17/12/2020	ALL FENCE U RENT PTY LTD						2,578.40
		Invoice Number	*Payment Details*	*Amount*	*Discount*	*Retention*	*PPS*	
	$APINVCE	00033397	CHRISTMAS CONCERTS - FENCING HIRE	2,578.40				
210587	17/12/2020	DEEP GREEN CORPORATION PTY LTD						3,640.45
		Invoice Number	*Payment Details*	*Amount*	*Discount*	*Retention*	*PPS*	
	$APINVCE	23797	GREEN WALL MAINTENANCE - LIBRARY AND NOR	1,289.75				
	$APINVCE	23798	GREEN WALL MAINTENANCE - LIBRARY AND NOR	2,350.70				
210588	17/12/2020	DORMAKABA AUSTRALIA PTY LTD						2,035.11
		Invoice Number	*Payment Details*	*Amount*	*Discount*	*Retention*	*PPS*	
	$APINVCE	35WA803889	UNPLANNED AUTODOOR MAINTENANCE FOR	2,035.11				
210589	17/12/2020	DESIGN QUINTESSENCE PTY LTD						2,077.90
		Invoice Number	*Payment Details*	*Amount*	*Discount*	*Retention*	*PPS*	
	$APINVCE	167770	HAND SANITISER STANDS FOR EVENTS	2,077.90				
210590	17/12/2020	BROWNES FOODS OPERATIONS PTY LTD						108.88
		Invoice Number	*Payment Details*	*Amount*	*Discount*	*Retention*	*PPS*	
	$APINVCE	15710713	DEPOT WEEKLY MILK DELIVERY 1 JULY 2020 -	108.88				
210591	17/12/2020	AUSTRALIAN INSTITUTE OF MANAGEMENT						363.00
		Invoice Number	*Payment Details*	*Amount*	*Discount*	*Retention*	*PPS*	
	$APINVCE	7125819	LAUREN HANCOCK TEAM COACHING - ACH TEAM	363.00				

Payment Details by Invoice

MUNICIPAL FUND

From Period 6 **To Period** 6 From Date 1/12/2020 To Date 31/12/2020

Cheque/EFT Number	*Payment Date*	*Payee*						*Payment Amount*
210592	17/12/2020	ICONIC PROPERTY SERVICES						44,645.39
		Invoice Number	*Payment Details*	*Amount*	*Discount*	*Retention*	*PPS*	
	$APINVCE	PSI011987	CLEANING AND LOCK UP SERVICES VARIOUS PR	6,543.50				
	$APINVCE	PSI011650	CLEANING AND LOCK UP SERVICES VARIOUS PR	36,932.89				
	$APINVCE	PSI011990	CLEANING AND LOCK UP SERVICES VARIOUS PR	1,169.00				
210593	17/12/2020	CSE CROSSCOM PTY LTD						2,062.50
		Invoice Number	*Payment Details*	*Amount*	*Discount*	*Retention*	*PPS*	
	$APINVCE	430669	TWO-WAY RADIO - AIR TIME FOR 20/21 FINAN	2,062.50				
210594	17/12/2020	AUSTRALIA POST						2,638.35
		Invoice Number	*Payment Details*	*Amount*	*Discount*	*Retention*	*PPS*	
	$APINVCE	9239593	AUSTRALIA POST OVER THE COUNTER INFRINGE	2,638.35				
210595	17/12/2020	NATURAL AREA CONSULTING MANAGEMENT SERVICES						1,407.45
		Invoice Number	*Payment Details*	*Amount*	*Discount*	*Retention*	*PPS*	
	$APINVCE	00014364	BANKSIA SPP. CITY OF PERTH - NARROWS TRI	1,407.45				
210596	17/12/2020	INTEGRITY SAMPLING (WA)						2,887.50
		Invoice Number	*Payment Details*	*Amount*	*Discount*	*Retention*	*PPS*	
	$APINVCE	00002578	ALCOHOL & DRUG TESTING PER PR0019	2,887.50				
210597	17/12/2020	MARK REISINGER T/AS MFR AUTOELECTRICS						961.31
		Invoice Number	*Payment Details*	*Amount*	*Discount*	*Retention*	*PPS*	
	$APINVCE	1945	CALL OUT TO RECTIFY ELECTRICAL FAULTS FO	216.54				
	$APINVCE	1947	CALL OUT TO RECTIFY ELECTRICAL FAULTS FO	426.48				
	$APINVCE	1946	CALL OUT TO RECTIFY ELECTRICAL FAULTS FO	318.29				

Payment Details by Invoice

MUNICIPAL FUND

From Period 6 **To Period** 6 From Date 1/12/2020 To Date 31/12/2020

Cheque/EFT Number	*Payment Date*	*Payee*						*Payment Amount*
210598	17/12/2020	THE BRAND AGENCY						46,739.96
		Invoice Number	*Payment Details*	*Amount*	*Discount*	*Retention*	*PPS*	
	$APINVCE	246309	CLOSING OUT OF WORK TO DATE FOR SKYWORKS	5,614.40				
	$APINVCE	246041	DEVELOPMENT OF A MESSAGE MATRIX AND ASSO	2,277.00				
	$APINVCE	246038	CLOSING OUT OF WORK TO DATE FOR SKYWORKS	2,392.50				
	$APINVCE	246308	SPRING MEDIA PLACEMENTS - FEE	396.00				
	$APINVCE	246037	CLOSING OUT OF WORK TO DATE FOR SKYWORKS	2,037.75				
	$APINVCE	246035	CIPE1082 XMAS LANDING PAGE DEVELOPMENT	5,736.50				
	$APINVCE	246120	ALWAYS ON MARKETING - NOV - PROJECT MANA	4,763.00				
	$APINVCE	246034	CLOSING OUT OF WORK TO DATE FOR SKYWORKS	2,992.00				
	$APINVCE	246121	BAU SUPPORT AND MAINTENANCE - 22 OCTOBER	11,228.11				
	$APINVCE	246040	REPURPOSE OF SKYWORKS 2020 VISUAL ID FOR	5,786.00				
	$APINVCE	246039	CLOSING OUT OF WORK TO DATE FOR SKYWORKS	3,516.70				
210599	17/12/2020	WESTERN METROPOLITAN REGIONAL COUNCIL						57.53
		Invoice Number	*Payment Details*	*Amount*	*Discount*	*Retention*	*PPS*	
	$APINVCE	M-2012103	GREEN WASTE TIPPING FEES 20/21	57.53				
210600	17/12/2020	VIP SECURITY INDUSTRIES PTY LTD T/AS THREAT PROTECT						66.00
		Invoice Number	*Payment Details*	*Amount*	*Discount*	*Retention*	*PPS*	
	$APINVCE	V00206673	MONITORING OF ALARM SYSTEM FOR THE LIBRA	66.00				
210601	17/12/2020	WRC MECHANICAL WA						1,034.00
		Invoice Number	*Payment Details*	*Amount*	*Discount*	*Retention*	*PPS*	
	$APINVCE	4143	ANNUAL WHEEL ALIGNMENT FOR 4 X LIGHT TRU	1,034.00				
210602	17/12/2020	FLEETCARE PTY LTD						14,174.20
		Invoice Number	*Payment Details*	*Amount*	*Discount*	*Retention*	*PPS*	
	$APINVCE	653793	USB & USB CABLE	14,174.20				
210603	17/12/2020	B.M DUFFIELD & L.S DUFFIELD T/AS G FORCE PRINTING						256.63
		Invoice Number	*Payment Details*	*Amount*	*Discount*	*Retention*	*PPS*	
	$APINVCE	70647	RESIDENTIAL PARKING PERMITS	256.63				
210604	17/12/2020	DATANET ASIA PACIFIC PTY LTD T/AS DATANET						600.16
		Invoice Number	*Payment Details*	*Amount*	*Discount*	*Retention*	*PPS*	
	$APINVCE	64199	Q64199	600.16				

Payment Details by Invoice

MUNICIPAL FUND

From Period 6 **To Period** 6 From Date 1/12/2020 To Date 31/12/2020

Cheque/EFT Number	*Payment Date*	*Payee*						*Payment Amount*
210605	17/12/2020	CARAT AUSTRALIA MEDIA SERVICES PTY LTD						12,004.84
		Invoice Number	*Payment Details*	*Amount*	*Discount*	*Retention*	*PPS*	
	$APINVCE	585349	ALWAYS ON MARKETING - NOV - DIGITAL	9,420.11				
	$APCREDT	587699	INVOICE 582959	(414.52)				
	$APINVCE	585350	ALWAYS ON MARKETING - NOV - DIGITAL	2,999.25				
210606	17/12/2020	ALLMAKES PTY LTD T/AS BRANDWORX AUSTRALIA						599.22
		Invoice Number	*Payment Details*	*Amount*	*Discount*	*Retention*	*PPS*	
	$APINVCE	728811	UNIFORM PARKING INFORMATION OFFICERS & P	199.01				
	$APINVCE	728810	UNIFORM FOR RANGERS 2020/21	342.61				
	$APINVCE	728802	UNIFORM FOR RANGERS 2020/21	57.60				
210607	17/12/2020	VISION DESIGN METAL FABRICATION PTY LTD						8,588.45
		Invoice Number	*Payment Details*	*Amount*	*Discount*	*Retention*	*PPS*	
	$APINVCE	12428	BIKE RACKS FOR STREET FURNITURE AND SAFE	8,588.45				
210608	17/12/2020	REBECCA LOUISE KRAWCZUK						455.00
		Invoice Number	*Payment Details*	*Amount*	*Discount*	*Retention*	*PPS*	
	$APINVCE	219	FITNESS CLASSES FOR CITIPLACE COMMUNITY	455.00				
210609	17/12/2020	PERTH TEMPORARY FENCING						1,161.60
		Invoice Number	*Payment Details*	*Amount*	*Discount*	*Retention*	*PPS*	
	$APINVCE	00001199	PERTH CONCERT HALL TEMP. FENCING HIRE	1,161.60				
210610	17/12/2020	TALIS CONSULTANTS PTY LTD ATF THE TALIS TRUST						55,000.00
		Invoice Number	*Payment Details*	*Amount*	*Discount*	*Retention*	*PPS*	
	$APINVCE	21827	TALIS CONSULTANTS - CONDITION ASSESSMENT	55,000.00				
210611	17/12/2020	THE JESSEN GROUP PTY LTD T/AS SLIMLINE WAREHOUSE						691.91
		Invoice Number	*Payment Details*	*Amount*	*Discount*	*Retention*	*PPS*	
	$APINVCE	335495	2 X A2 POSTER HOLDERS WITH SANITISER HOL	691.91				
210612	17/12/2020	DEPARTMENT OF PLANNING, LANDS AND HERITAGE						241.00
		Invoice Number	*Payment Details*	*Amount*	*Discount*	*Retention*	*PPS*	
	$APINVCE	15122020	T/FR DAP'S 1-11 MOUNTS BAY RD 2020/5360	241.00				

Payment Details by Invoice

MUNICIPAL FUND

From Period 6 **To Period** 6 From Date 1/12/2020 To Date 31/12/2020

Cheque/EFT Number	*Payment Date*	*Payee*						*Payment Amount*
210613	17/12/2020	CLEANSWEEP (WA)PTY LTD						1,408.13
		Invoice Number	*Payment Details*	*Amount*	*Discount*	*Retention*	*PPS*	
	$APINVCE	INV-7765	ONE OFF CAR PARK'S SWEEPING	1,408.13				
210614	17/12/2020	WINC AUSTRALIA PTY PTD						3,467.67
		Invoice Number	*Payment Details*	*Amount*	*Discount*	*Retention*	*PPS*	
	$APINVCE	9034482894	PARKS SUPPLIES FOR STORES	615.27				
	$APINVCE	9034442862	DEPOT CATERING, CLEANING & STATIONERY SU	21.69				
	$APINVCE	9034467513	STORES STOCK	725.67				
	$APINVCE	9034225514	LEVEL 6 KITCHEN SUPPLIES	143.76				
	$APINVCE	9034509852	STATIONERY SUPPLIES, NON GST FOOD SUPPLI	26.66				
	$APINVCE	9034509471	PARKS SUPPLIES FOR STORES	35.28				
	$APINVCE	9034468662	STATIONERY SUPPLIES, NON GST FOOD SUPPLI	147.86				
	$APINVCE	9034481801	LEVEL 4 STATIONERY & KITCHEN SUPPLIES	4.39				
	$APINVCE	9034520481	DEPOT CATERING, CLEANING & STATIONERY SU	167.75				
	$APINVCE	9034506869	LEVEL 6 KITCHEN SUPPLIES	132.46				
	$APINVCE	9034493308	20/21 STATIONERY AND OFFICE SUPPLIES - G	230.43				
	$APINVCE	9034026532	WINC SUPPLIES CPP OPERATIONS INCLUDES BA	203.13				
	$APINVCE	9034497359	CPP OPERATIONS WINC 2020/2021	38.74				
	$APINVCE	9034523806	LEVEL 4 STATIONERY, CLEANING AND KITCHEN	18.70				
	$APINVCE	9034381489	POLICE CHECK FOR RECRUITMENT	169.99				
	$APINVCE	9034021062	LEVEL 6 KITCHEN SUPPLIES	181.40				
	$APINVCE	9034481755	ICITY KIOSK - STATIONARY AND SUPPLIES	165.50				
	$APINVCE	9034034449	20/21 STATIONERY AND OFFICE SUPPLIES - G	193.66				
	$APINVCE	9034481737	LEVEL 4 STATIONERY, CLEANING AND KITCHEN	12.01				
	$APINVCE	9033869296	LEVEL 6 KITCHEN SUPPLIES	32.02				
	$APINVCE	9034021856	OFFICE SUPPLIES AND STATIONARY ORDERS FO	201.30				
210615	17/12/2020	DEPARTMENT OF LOCAL GOVERNMENT, SPORT AND						348,743.12
		Invoice Number	*Payment Details*	*Amount*	*Discount*	*Retention*	*PPS*	
	$APINVCE	RI027152	RECOUP FEES COMMISSIONER HAMMOND	143,567.91				
	$APINVCE	RI027153	RECOUP COMMISSIONER MCMATH FEES	128,041.66				
	$APINVCE	RI027154	RECOUP FEES COMMISSIONER KOSOVO	77,133.55				

Payment Details by Invoice

MUNICIPAL FUND

From Period 6 **To Period** 6 From Date 1/12/2020 To Date 31/12/2020

Cheque/EFT Number	*Payment Date*	*Payee*						*Payment Amount*
210616	17/12/2020	BUILDINGPOINT AUSTRALIA PTY LTD						1,760.00
		Invoice Number	*Payment Details*	*Amount*	*Discount*	*Retention*	*PPS*	
	$APINVCE	SI0004668	3D SOFTWARE UPGRADE/RENEWAL	1,760.00				
210617	17/12/2020	FOOD TECHNOLOGY SERVICES PTY LTD						29,024.96
		Invoice Number	*Payment Details*	*Amount*	*Discount*	*Retention*	*PPS*	
	$APINVCE	00004667	FOOD TECHNOLOGY SERVICES FOOD BUSINESS	29,024.96				
210618	17/12/2020	ACE SECURITY AND EVENTS SERVICES						137,987.95
		Invoice Number	*Payment Details*	*Amount*	*Discount*	*Retention*	*PPS*	
	$APINVCE	00006756	VARIATION TO CONTRACT 054-17/18	137,987.95				
210619	17/12/2020	GMF CONTRACTORS						1,565.70
		Invoice Number	*Payment Details*	*Amount*	*Discount*	*Retention*	*PPS*	
	$APINVCE	JINV627035	MRRG - HAVELOCK STREET KERBING WORKS - G	1,565.70				
210620	17/12/2020	ONE 20 PRODUCTIONS						3,269.20
		Invoice Number	*Payment Details*	*Amount*	*Discount*	*Retention*	*PPS*	
	$APINVCE	13640	CHRISTMAS CONCERTS- SCREEN HIRE (WEEK 1)	3,269.20				
210621	17/12/2020	A.D COOTE & CO. (SHEETMETAL)PTY LTD						4,436.08
		Invoice Number	*Payment Details*	*Amount*	*Discount*	*Retention*	*PPS*	
	$APINVCE	116655	HE CITY HAS SOUGHT A QUOTE FROM AD COOTE	4,436.08				
210622	17/12/2020	PERTH CITY FARM INC						5,500.00
		Invoice Number	*Payment Details*	*Amount*	*Discount*	*Retention*	*PPS*	
	$APINVCE	INV-2988	EVENTS QRG - FESTIVE TWILIGHT MARKETS, B	5,500.00				
210623	17/12/2020	HOBAN RECRUITMENT						12,438.05
		Invoice Number	*Payment Details*	*Amount*	*Discount*	*Retention*	*PPS*	
	$APINVCE	H50570	THREE WEEK ENGAGEMENT: 9-13 NOVEMBER @31	1,236.10				
	$APINVCE	H50741	CONTRACT STAFF FOR CDS SITE UNTIL 31/12/	4,004.69				
	$APINVCE	H50738	HOBAN - LABOUR HIRE 20/21	3,448.02				
	$APINVCE	H50742	CONTRACT STAFF FOR CDS SITE UNTIL 31/12/	1,314.86				
	$APINVCE	H50340	THREE WEEK ENGAGEMENT: 9-13 NOVEMBER @31	2,434.38				

Payment Details by Invoice

MUNICIPAL FUND

From Period 6 **To Period** 6 From Date 1/12/2020 To Date 31/12/2020

Cheque/EFT Number	Payment Date	Payee						Payment Amount
210624	17/12/2020	METAL ARTWORK CREATIONS						420.20
		Invoice Number	*Payment Details*	*Amount*	*Discount*	*Retention*	*PPS*	
	$APINVCE	80088	ELT DESK PLAQUES FOR COUNCIL CHAMBER	420.20				
210625	17/12/2020	TRAVIS HAYTO PHOTOGRAPHY						3,465.00
		Invoice Number	*Payment Details*	*Amount*	*Discount*	*Retention*	*PPS*	
	$APINVCE	00001982	2019 CHRISTMAS VIDEO EDITS	594.00				
	$APINVCE	00001974	CHRISTMAS LIGHTS TRAIL VIDEOS X 4	2,871.00				
210626	17/12/2020	MARGARET CULBONG						250.00
		Invoice Number	*Payment Details*	*Amount*	*Discount*	*Retention*	*PPS*	
	$APINVCE	10122020	ABORIGINAL ELDERS GRP MEETING 10 DEC 20	250.00				
210627	17/12/2020	BEN TAYLOR						250.00
		Invoice Number	*Payment Details*	*Amount*	*Discount*	*Retention*	*PPS*	
	$APINVCE	10122020	ABORIGINAL ELDERS GRP MEETING 10 DEC 20	250.00				
210628	17/12/2020	ALBERT MCNAMARA						250.00
		Invoice Number	*Payment Details*	*Amount*	*Discount*	*Retention*	*PPS*	
	$APINVCE	10122020	ABORIGINAL ELDERS GRP MEETING 10 DEC 20	250.00				
210629	17/12/2020	THE TRUSTEE FOR WALLIS FAMILY TRUST T/AS PLAYCE						4,950.00
		Invoice Number	*Payment Details*	*Amount*	*Discount*	*Retention*	*PPS*	
	$APINVCE	19802_CA2	WELLINGTON SQUARE PLAYGROUND DESIGN	4,950.00				
210630	17/12/2020	WESTERN EDGE LANDSCAPES						211.20
		Invoice Number	*Payment Details*	*Amount*	*Discount*	*Retention*	*PPS*	
	$APINVCE	5073	MAINTENANCE OF GARDEN BEDS ADJACENT TO B	211.20				
210631	17/12/2020	PLANT FORCE INVESTMENTS PTY LTD T/AS PLANTRITE						1,049.29
		Invoice Number	*Payment Details*	*Amount*	*Discount*	*Retention*	*PPS*	
	$APINVCE	00034533	SUPPLY & DELIVER PLANTS QUOTE 31273, ALL	1,049.29				
210632	17/12/2020	SUEZ RECYCLING & RECOVERY PTY LTD						6,728.48
		Invoice Number	*Payment Details*	*Amount*	*Discount*	*Retention*	*PPS*	
	$APINVCE	40393988	PARKS REFUSE & GREENWASTE DISPOSAL	6,728.48				

Payment Details by Invoice

MUNICIPAL FUND

From Period 6 **To Period** 6 From Date 1/12/2020 To Date 31/12/2020

Cheque/EFT Number	*Payment Date*	*Payee*						*Payment Amount*
210633	17/12/2020	ENVIRO INFRASTRUCTURE PTY LTD						18,658.44
		Invoice Number	*Payment Details*	*Amount*	*Discount*	*Retention*	*PPS*	
	$APINVCE	6407	SUPPLY OF MANUFACTURE OF A MOULD FOR A P	2,737.42				
	$APINVCE	6409	SUPPLIED SERVICE 2 X ELECTRO POLISH OF S	2,821.06				
	$APINVCE	6339	FOREST PLACE - SAND BLASTER AND FABRICAT	3,923.54				
	$APINVCE	6410	SUPPLY SERVICES BLAST & COAT SEAT LEGS W	4,195.18				
	$APINVCE	6389	TREE GRATE CUTTING/MODIFYING	4,981.24				
210634	17/12/2020	MURIEL BOWIE						250.00
		Invoice Number	*Payment Details*	*Amount*	*Discount*	*Retention*	*PPS*	
	$APINVCE	10122020	ABORIGINAL ELDERS GRP MEETING 10 DEC 20	250.00				
210635	17/12/2020	INLOGIK PTY LIMITED						436.29
		Invoice Number	*Payment Details*	*Amount*	*Discount*	*Retention*	*PPS*	
	$APINVCE	IN000046204	PROMASTER CREDIT CARD TRANSACTION	436.29				
210636	17/12/2020	SENSEI PRODUCTIVITY PTY LTD T/AS SENSEI PROJECT						440.00
		Invoice Number	*Payment Details*	*Amount*	*Discount*	*Retention*	*PPS*	
	$APINVCE	3896	PROJECT PORTFOLIO MANAGEMENT SYSTEM	440.00				
210637	17/12/2020	SOPHIE LOUISE DENNIS T/AS ALL THE LIGHTS						1,575.00
		Invoice Number	*Payment Details*	*Amount*	*Discount*	*Retention*	*PPS*	
	$CANCHQ	210637	MEDIA EVENT PERFORMERS - LAUNCH NIGHT	1,575.00				
210638	17/12/2020	LENARA NOMINEES PTY LTD T/AS PERTH NEWS DELIVERY						212.90
		Invoice Number	*Payment Details*	*Amount*	*Discount*	*Retention*	*PPS*	
	$APINVCE	30478	LENARA NOMINEES P/L - PERTH NEWS DELIVER	47.50				
	$APINVCE	30467	NEWSPAPERS - LEVEL 2	69.90				
	$APINVCE	30409	NEWSPAPERS - LEVEL 4, COUNCIL HOUSE	95.50				
210639	17/12/2020	CATSAT HOLDINGS PTY LTD T/AS CADSULT						2,200.00
		Invoice Number	*Payment Details*	*Amount*	*Discount*	*Retention*	*PPS*	
	$APINVCE	INV-0458	IRRIGATION DESIGN - STIRLING GARDENS	2,200.00				
210640	17/12/2020	DRY CLEANING EXPRESS PTY LTD T/AS DRYCLEAN &						51.70
		Invoice Number	*Payment Details*	*Amount*	*Discount*	*Retention*	*PPS*	
	$APINVCE	2025	RANGER AND SURVEILLANCE DRY CLEANING 20-	51.70				

Payment Details by Invoice

MUNICIPAL FUND

From Period 6 **To Period** 6 From Date 1/12/2020 To Date 31/12/2020

Cheque/EFT Number	*Payment Date*	*Payee*						*Payment Amount*
210641	17/12/2020	OSPREY CREATIVE PTY LTD						6,902.06
		Invoice Number	*Payment Details*	*Amount*	*Discount*	*Retention*	*PPS*	
	$APINVCE	INV-0266	SANTA VIDEO AND NIGHT DRONE FOOTAGE	6,902.06				
210642	17/12/2020	AUSTRALIAN PARKING AND REVENUE CONTROL PTY LTD						7,603.20
		Invoice Number	*Payment Details*	*Amount*	*Discount*	*Retention*	*PPS*	
	$APINVCE	INV-00057713	PDA ENFORCEMENT SYSTEM HOSTING AND LICEN	7,603.20				
210643	17/12/2020	ANTHONY BENCH T/AS KLEEN WEST DISTRIBUTORS						517.77
		Invoice Number	*Payment Details*	*Amount*	*Discount*	*Retention*	*PPS*	
	$APINVCE	00052827	BIO GOLD DEGREASER TO CLEAN HEAVY DUTY O	517.77				
210644	17/12/2020	LOUISE RICHARDSON T/AS LOUISE RICHARDSON AND						2,139.50
		Invoice Number	*Payment Details*	*Amount*	*Discount*	*Retention*	*PPS*	
	$APINVCE	INV-0159	PROVISION OF STAKEHOLDER ENGAGEMENT	2,139.50				
210645	17/12/2020	T.J GREEN & D.A PARISH T/AS THE HYBRID MINDS						706.00
		Invoice Number	*Payment Details*	*Amount*	*Discount*	*Retention*	*PPS*	
	$APINVCE	10195	DOUBLETREE BY HILTON VIDEO	706.00				
210646	17/12/2020	TSTEE GREEN F/TRUST & TSTEE HOOD F/TRUST T/A OFFICE						1,670.41
		Invoice Number	*Payment Details*	*Amount*	*Discount*	*Retention*	*PPS*	
	$APINVCE	143045	MILK 2020/21 FOR PARKING CRIB ROOMS AND	208.73				
	$APINVCE	143133	MILK SUPPLY FOR CITIPLACE REST CENTRE	47.52				
	$APINVCE	143048	SURVEILLANCE MILK SUPPLIES 20-21	153.36				
	$APINVCE	143035	MILK SUPPLIES FOR LG HUB 2020/21 - ICT A	266.86				
	$APINVCE	143038	RED ROOM AND LEVEL 4 MILK 2020-21	300.66				
	$APINVCE	143037	MILK SUPPLY FOR LEVEL 5	182.16				
	$APINVCE	143044	CATERING MILK SUPPLIES	110.88				
	$APINVCE	143036	LEVEL ONE MILK ORDER - JULY 2020 ONWARD	235.84				
	$APINVCE	143042	ICITY KIOSK MILK SUPPLY	21.12				
	$APINVCE	143039	MILK SUPPLIES LEVEL 6 KITCHEN	143.28				
210647	17/12/2020	NEVERFAIL SPRINGWATER LIMITED						78.00
		Invoice Number	*Payment Details*	*Amount*	*Discount*	*Retention*	*PPS*	
	$APINVCE	969457	DRINKING WATER FOR PARKS CRIB ROOMS	78.00				

Payment Details by Invoice

MUNICIPAL FUND

From Period 6 **To Period** 6 From Date 1/12/2020 To Date 31/12/2020

Cheque/EFT Number	*Payment Date*	*Payee*						*Payment Amount*
210648	17/12/2020	PAXLEY PTY LTD T/AS JOE'S BAKERY WEST PERTH						302.00
		Invoice Number	*Payment Details*	*Amount*	*Discount*	*Retention*	*PPS*	
	$APINVCE	0236	PLANNING AND ECONOMIC DEVELOPMENT	302.00				
210649	17/12/2020	THE EVENT MILL PTY LTD T/ASKARTEL BAR						2,279.20
		Invoice Number	*Payment Details*	*Amount*	*Discount*	*Retention*	*PPS*	
	$APINVCE	13424	SIDEWALK SOUNDS	2,279.20				
210650	17/12/2020	RICOH AUSTRALIA PTY LTD						5,213.03
		Invoice Number	*Payment Details*	*Amount*	*Discount*	*Retention*	*PPS*	
	$APINVCE	13605815	BLANKET ORDER FOR 2020/21 COP RICOH CONT	5,213.03				
210651	17/12/2020	THE GRIFFITH FAMILY TRUST T/AS SUPERSTOCK SERVICES						129.93
		Invoice Number	*Payment Details*	*Amount*	*Discount*	*Retention*	*PPS*	
	$APINVCE	40435734	MILK FOR CHILD CARE	79.53				
	$APINVCE	40435735	FRUIT JUICE AND DAIRY PRODUCTS FOR THE C	50.40				
210652	17/12/2020	BIG ISSUE IN AUSTRALIA LIMITED T/AS THE BIG ISSUE						3,553.50
		Invoice Number	*Payment Details*	*Amount*	*Discount*	*Retention*	*PPS*	
	$APINVCE	00022555	THE COMMUNITY CENTRE SELLS THE BIG ISSUE	2,011.50				
	$APINVCE	00022522	THE COMMUNITY CENTRE SELLS THE BIG ISSUE	1,062.00				
	$APINVCE	00022556	THE COMMUNITY CENTRE SELLS THE BIG ISSUE	480.00				
210653	17/12/2020	SELECT FRESH PTY LTD						421.87
		Invoice Number	*Payment Details*	*Amount*	*Discount*	*Retention*	*PPS*	
	$APINVCE	285410	FRUIT AND VEGETABLES	149.16				
	$APINVCE	285420	FRUIT AND VEG FOR CHILD CARE	216.05				
	$APINVCE	285311	FRUIT AND VEGETABLES	56.66				
210654	17/12/2020	CARDS4ALL PTY LTD						23,019.50
		Invoice Number	*Payment Details*	*Amount*	*Discount*	*Retention*	*PPS*	
	$APINVCE	00006609	GIFT CARD FOR AUSTRALIA DAY FESTIVAL 202	23,019.50				
210655	17/12/2020	BEILBY DOWNING TEAL PTY LTD						5,087.50
		Invoice Number	*Payment Details*	*Amount*	*Discount*	*Retention*	*PPS*	
	$APINVCE	INV-2051	RECRUITMENT - BEILBY DOWNING TEAL	5,087.50				

Payment Details by Invoice

MUNICIPAL FUND

From Period 6 **To Period** 6 From Date 1/12/2020 To Date 31/12/2020

Cheque/EFT Number	*Payment Date*	*Payee*						*Payment Amount*
210656	17/12/2020	ACCESS ICON PTY LTD T/AS CASCADA GROUP						2,679.31
		Invoice Number	*Payment Details*	*Amount*	*Discount*	*Retention*	*PPS*	
	$APINVCE	10962	SUPPLY OF COVER NON-TRAF 1200 X 150 MM W	275.00				
	$APINVCE	10989	DEPOT STOCK	2,404.31				
210657	17/12/2020	ROOFORCE FACILITY SERVICES PTY LTD						3,245.00
		Invoice Number	*Payment Details*	*Amount*	*Discount*	*Retention*	*PPS*	
	$APINVCE	IV00000000847	ROO FORCE FACILITY SERVICES	3,245.00				
210658	17/12/2020	MISSION BAY ENTERPRISES PTY LTD T/AS CRUSH						165.00
		Invoice Number	*Payment Details*	*Amount*	*Discount*	*Retention*	*PPS*	
	$APINVCE	INV-50905	HERITAGE PERTH WEBSITE MAINTENANCE & EDI	165.00				
210659	17/12/2020	INITIATIVE MEDIA AUSTRALIA PTY LTD						8,673.35
		Invoice Number	*Payment Details*	*Amount*	*Discount*	*Retention*	*PPS*	
	$APINVCE	55129	CHRISTMAS 2020 PRESS AD	8,673.35				
210660	17/12/2020	CHRISTOPH NOEHRING T/AS VIDEO FULLSTOP						4,800.00
		Invoice Number	*Payment Details*	*Amount*	*Discount*	*Retention*	*PPS*	
	$APINVCE	INV000720	WEST TECH FEST 2020 VIDEO INTERVIEWS	4,800.00				
210661	17/12/2020	STARMIXHOLDINGS PTY LTD T/AS IMAGE BOLLARDS						200.00
		Invoice Number	*Payment Details*	*Amount*	*Discount*	*Retention*	*PPS*	
	$APINVCE	INV-1905	REPAIR OF 1 X BOLLARD AT THE SUPREME COU	200.00				
210662	17/12/2020	THE TRUSTEE FOR THE QUITO PTY LTD T/AS BENARA						440.00
		Invoice Number	*Payment Details*	*Amount*	*Discount*	*Retention*	*PPS*	
	$APINVCE	240740	TREE PROCUREMENT - HAY ST AND IRWIN ST	451.00				
	$APCREDT	684528	IHE TRUSTEE FOR	(11.00)				
210663	17/12/2020	ALEXANDER JAMES BRIDGE CULTURAL & EDUCATIONAL						52.45
		Invoice Number	*Payment Details*	*Amount*	*Discount*	*Retention*	*PPS*	
	$APINVCE	25684	BOOK PURCHASE FOR HISTORY CENTRE	52.45				
210664	17/12/2020	EQUILIBRIUM INTERACTIVE PTY LTD T/AS EQUILIBRIUM						5,456.00
		Invoice Number	*Payment Details*	*Amount*	*Discount*	*Retention*	*PPS*	
	$APINVCE	8475	SEO - DECEMBER	5,456.00				

Payment Details by Invoice

MUNICIPAL FUND

From Period 6 **To Period** 6 From Date 1/12/2020 To Date 31/12/2020

Cheque/EFT Number	Payment Date	Payee						Payment Amount
210665	17/12/2020	SIGN HERE SIGNS PTY LTD						3,371.50
		Invoice Number	*Payment Details*	*Amount*	*Discount*	*Retention*	*PPS*	
	$APINVCE	I008232	SUPPLY AND INSTALL SIGNAGE TO CITIPLACE	3,371.50				
210666	17/12/2020	DANIELA DOMENIQUE RUSSO						300.00
		Invoice Number	*Payment Details*	*Amount*	*Discount*	*Retention*	*PPS*	
	$APINVCE	06	CHAIR YOGA	300.00				
210667	17/12/2020	TYRES 4U PTY LIMITED						2,605.61
		Invoice Number	*Payment Details*	*Amount*	*Discount*	*Retention*	*PPS*	
	$APINVCE	XX781154	NEW TYRES FOR RUBBISH TRUCKS, SMALL STRE	1,710.50				
	$APINVCE	XX779386	NEW TYRES FOR RUBBISH TRUCKS, SMALL STRE	375.93				
	$APINVCE	XX781155	NEW TYRES FOR RUBBISH TRUCKS, SMALL STRE	252.01				
	$APINVCE	XX781156	NEW TYRES FOR RUBBISH TRUCKS, SMALL STRE	267.17				
210668	17/12/2020	RON MACK MACHINERY AUSTRALIA PTY LTD						396.00
		Invoice Number	*Payment Details*	*Amount*	*Discount*	*Retention*	*PPS*	
	$APINVCE	202089	SERVICING OF THE PLANNER AND THICKNESSER	396.00				
210669	17/12/2020	TARDAN PTY LTD T/AS WESTERN PROJECTS						6,864.00
		Invoice Number	*Payment Details*	*Amount*	*Discount*	*Retention*	*PPS*	
	$APINVCE	190-02	SCOPING AND COMPLIANCE ASSESSMENT FOR SA	6,864.00				
210670	17/12/2020	WESTERN AUSTRALIAN LAND AUTHORITY						8,500.00
		Invoice Number	*Payment Details*	*Amount*	*Discount*	*Retention*	*PPS*	
	$APINVCE	14679	YAGAN SQUARE NYUMBI CULTURAL	8,500.00				
210671	17/12/2020	H.L. LAKE & F.M. MONDELLO & C. PAPINEAU T/AS THE						900.00
		Invoice Number	*Payment Details*	*Amount*	*Discount*	*Retention*	*PPS*	
	$APINVCE	COP30112001	CHRISTMAS CONCERTS - THE SWEET TEAS PERF	900.00				
210672	17/12/2020	HAMA PRODUCTIONS PTY LTD						25,300.00
		Invoice Number	*Payment Details*	*Amount*	*Discount*	*Retention*	*PPS*	
	$APINVCE	00000118	CHRISTMAS CONCERTS - CONCERT 1 & 4 ENTER	25,300.00				

Payment Details by Invoice

MUNICIPAL FUND

From Period 6 **To Period** 6 From Date 1/12/2020 To Date 31/12/2020

Cheque/EFT Number	Payment Date	Payee						Payment Amount
210673	17/12/2020	CHRISTINE LAYTON						500.00
		Invoice Number	*Payment Details*	*Amount*	*Discount*	*Retention*	*PPS*	
	$APINVCE	21	BRASS ON THE GRASS 2020 MC DUTIES	250.00				
	$APINVCE	20	BRASS ON THE GRASS 2020 MC DUTIES	250.00				
210674	17/12/2020	INDO-ASIA DIGITAL HEALTH CENTRE FOR INNOVATION						600.00
		Invoice Number	*Payment Details*	*Amount*	*Discount*	*Retention*	*PPS*	
	$APINVCE	1008	REGISTRATION FOR THE DIGITAL HEALTH & TE	600.00				
210675	17/12/2020	MOUSER ELECTRONIC INC						66.33
		Invoice Number	*Payment Details*	*Amount*	*Discount*	*Retention*	*PPS*	
	$APINVCE	59272116	GLOBE - LED REPLACEMENT LAMPS WHITE 12V	66.33				
210676	17/12/2020	WISE EARTH PTY LTD T/AS ECOTECT-ARCHITECTS						550.00
		Invoice Number	*Payment Details*	*Amount*	*Discount*	*Retention*	*PPS*	
	$APINVCE	2116	LIBRARY ATRIUM AND SKYLIGHT - ADVISORY S	550.00				
210677	17/12/2020	BUSINESS LAW WA PTY LTD						7,053.75
		Invoice Number	*Payment Details*	*Amount*	*Discount*	*Retention*	*PPS*	
	$APINVCE	100801	THE REVIEW AND NEGOTIATION OF TWO ENTER	4,867.50				
	$APINVCE	100765	THE REVIEW AND NEGOTIATION OF TWO ENTER	2,186.25				
210678	17/12/2020	BLUE COLLAR PEOPLE						1,895.16
		Invoice Number	*Payment Details*	*Amount*	*Discount*	*Retention*	*PPS*	
	$APINVCE	00149534	TA LABOUR HIRE - ROWAN FULLGRABE 42.5 HR	1,895.16				
210679	17/12/2020	BOC GASES AUSTRALIA LTD						289.94
		Invoice Number	*Payment Details*	*Amount*	*Discount*	*Retention*	*PPS*	
	$APINVCE	4022201101	HIRE OF GASES BOTTLES FOR DEPOT	123.70				
	$APINVCE	4022237393	HIRE OF GASES BOTTLES FOR DEPOT	166.24				
210680	17/12/2020	BUNNINGS BUILDING SUPPLIES P/L						145.05
		Invoice Number	*Payment Details*	*Amount*	*Discount*	*Retention*	*PPS*	
	$APINVCE	2404/01329402	WASTE & CLEANING DAYSHIFT - SANITATION &	31.36				
	$APINVCE	2404/01331538	STORES STOCK	59.22				
	$APINVCE	2404/01335461	STAKES AND SCREWS FOR HEALTH WARNING SIG	54.47				

Payment Details by Invoice

MUNICIPAL FUND

From Period 6 **To Period** 6 From Date 1/12/2020 To Date 31/12/2020

Cheque/EFT Number	*Payment Date*	*Payee*						*Payment Amount*
210681	17/12/2020	CABCHARGE AUSTRALIA PTY LTD						596.72
		Invoice Number	*Payment Details*	*Amount*	*Discount*	*Retention*	*PPS*	
	$APINVCE	25079536P2012	CABCHARGEACC. 25079536 CITIZENSHIP - SAF	3.14				
	$APINVCE	25064641P2012	TRAVEL CHARGES CITYWATCH 20/21	0.09				
	$APINVCE	25079624P2012	CAB CHARGE FOR ABORIGINAL ENGAGEMENT & R	485.65				
	$APINVCE	25074305P2012	TAXI FARES FOR STAFF WORKING AT EVENTS	107.84				
210682	17/12/2020	CENTRECARE CORPORATE						2,079.00
		Invoice Number	*Payment Details*	*Amount*	*Discount*	*Retention*	*PPS*	
	$APINVCE	23961	CENTRECARE CORPORATE EAP PROGRAM	495.00				
	$APINVCE	22743	CENTRECARE CORPORATE EAP PROGRAM	704.00				
	$APINVCE	23960	CENTRECARE CORPORATE EAP PROGRAM	880.00				
210683	17/12/2020	PROSEGUR AUSTRALIA PTY LTD T/AS CHUBB SECURITY						8,255.08
		Invoice Number	*Payment Details*	*Amount*	*Discount*	*Retention*	*PPS*	
	$APINVCE	M2776911	PARKING TICKET MACHINE CASH COUNTING AN	8,255.08				
210684	17/12/2020	CITY OF STIRLING						3,476.00
		Invoice Number	*Payment Details*	*Amount*	*Discount*	*Retention*	*PPS*	
	$APINVCE	6406	WASTE DISPOSAL - TIPPING FEES 20/21	3,476.00				
210685	17/12/2020	CLASSIC TREE SERVICES						22,453.37
		Invoice Number	*Payment Details*	*Amount*	*Discount*	*Retention*	*PPS*	
	$APINVCE	INV-32922	UNDERTAKE SOIL TESTING AT 5 LOCATIONS, L	1,485.00				
	$APINVCE	INV-32877	STREET TREE PRUNING, REMOVAL AND ARBORIC	1,809.48				
	$APINVCE	INV-32954	STREET TREE PRUNING, REMOVAL AND ARBORIC	5,794.64				
	$APINVCE	INV-32962	STREET TREE PRUNING, REMOVAL AND ARBORIC	2,131.38				
	$APINVCE	INV-32880	STREET TREE PRUNING, REMOVAL AND ARBORIC	3,330.31				
	$APINVCE	INV-32806	STREET TREE PRUNING, REMOVAL AND ARBORIC	2,608.84				
	$APINVCE	INV-32942	STREET TREE PRUNING, REMOVAL AND ARBORIC	4,688.77				
	$APINVCE	INV-32961	STREET TREE PRUNING, REMOVAL AND ARBORIC	604.95				

Payment Details by Invoice

MUNICIPAL FUND

From Period 6 **To Period** 6 From Date 1/12/2020 To Date 31/12/2020

Cheque/EFT Number	*Payment Date*	*Payee*						*Payment Amount*
210686	17/12/2020	DARDANUP BUTCHERING UNIT TRUST T/AS DARDANUP						1,541.33
		Invoice Number	*Payment Details*	*Amount*	*Discount*	*Retention*	*PPS*	
	$APINVCE	BL550278	DARDANUP MEATS	697.48				
	$APINVCE	BL550526	DARDANUP MEATS	321.57				
	$APINVCE	BL550615	DARDANUP MEATS	61.20				
	$APINVCE	BL551015	MEAT DELIVERY FOR CHILD CARE	461.08				
210687	17/12/2020	LANDGATE						2,531.15
		Invoice Number	*Payment Details*	*Amount*	*Discount*	*Retention*	*PPS*	
	$APINVCE	1038103	LANDGATE ENQUIRIES 2020/2021	213.60				
	$APINVCE	360940-1000042	LANDGATE - VALUATIONS, TITLE SEARCHES &	2,317.55				
210688	17/12/2020	DEPUTY COMMISSIONER OF TAXATION						573,674.00
		Invoice Number	*Payment Details*	*Amount*	*Discount*	*Retention*	*PPS*	
	$HRPAYJNL	F 4/12/2020	WITHHOLDING TAX (PAYG)	436,588.00				
	$HRPAYJNL	EF 4/12/2020	HELP	1,182.00				
	$HRPAYJNL	F 4/12/2020	HELP	12,720.00				
	$HRPAYJNL	EF 4/12/2020	EXTRA TAX	550.00				
	$HRPAYJNL	F 4/12/2020	ETP TAX (CODE O)	1,512.00				
	$HRPAYJNL	F 4/12/2020	EXTRA TAX	1,785.00				
	$HRPAYJNL	EF 4/12/2020	WITHHOLDING TAX (PAYG)	95,990.00				
	$HRPAYJNL	F 4/12/2020	WITHHOLDING TAX (PAYG)	22,865.00				
	$HRPAYJNL	F 4/12/2020	SFSS	482.00				
210689	17/12/2020	DIAMOND LOCK & KEY						456.00
		Invoice Number	*Payment Details*	*Amount*	*Discount*	*Retention*	*PPS*	
	$APINVCE	257565	EAST PERTH FORESHORE PSP & LIGHTING UPGR	171.00				
	$APINVCE	257630	VARIOUS SITES - UNPLANNED MAINTENANCE -	22.80				
	$APINVCE	257640	GATE LATCH LOCK REPAIRS TO THE GATE TO T	262.20				
210690	17/12/2020	DILENA METAL SALES						377.00
		Invoice Number	*Payment Details*	*Amount*	*Discount*	*Retention*	*PPS*	
	$APINVCE	149476	DILENA METALS SUPPLY OF M12 THREADED ROD	377.00				
210691	17/12/2020	THE TRUSTEE FOR ILLION AUSTRALIA UNIT TRUST T/AS						129.03
		Invoice Number	*Payment Details*	*Amount*	*Discount*	*Retention*	*PPS*	
	$APINVCE	939185	DEBT COLLECTION SERVICE TO RETRIEVE OVER	129.03				

Payment Details by Invoice

MUNICIPAL FUND

From Period 6 **To Period** 6 From Date 1/12/2020 To Date 31/12/2020

Cheque/EFT Number	*Payment Date*	*Payee*						*Payment Amount*
210692	17/12/2020	FARINOSI & SONS PTY LTD						307.21
		Invoice Number	*Payment Details*	*Amount*	*Discount*	*Retention*	*PPS*	
	$APINVCE	10985628	SUPPLY OF 1 X RATCHET TIE DOWN 1 X SECUR	285.51				
	$APINVCE	10985513	WED MAT 900MM X 5M WOVEN WATERING CAN	21.70				
210693	17/12/2020	GLENN SWIFT ENTERTAINMENT						3,366.00
		Invoice Number	*Payment Details*	*Amount*	*Discount*	*Retention*	*PPS*	
	$APINVCE	091220	SANTA APPEARANCES CHRISTMAS ACTIVATIONS	3,366.00				
210694	17/12/2020	HAMES SHARLEY (WA) PTY LTD						11,902.00
		Invoice Number	*Payment Details*	*Amount*	*Discount*	*Retention*	*PPS*	
	$APINVCE	WA014452	HAY STREET MALL UPPER FLOOR ACTIVATION P	11,902.00				
210695	17/12/2020	HAYS PERSONNEL SERVICES (AUST) PTY LTD						5,394.86
		Invoice Number	*Payment Details*	*Amount*	*Discount*	*Retention*	*PPS*	
	$APINVCE	9757644	SUPPLY OF MAINTENANCE WORKER JASON	1,895.83				
	$APINVCE	9755569	CONTRACT TECHNICIAN	1,603.20				
	$APINVCE	9757647	SUPPLY OF MAINTENANCE WORKER ROD TOWLER	1,895.83				
210696	17/12/2020	HYDROQUIP PUMPS						6,855.20
		Invoice Number	*Payment Details*	*Amount*	*Discount*	*Retention*	*PPS*	
	$APINVCE	INV-42012	OZONE RESERVE PUMP 3 - INSPECTION, SERVI	6,855.20				
210697	17/12/2020	JASMAN ENTERPRISES						128.70
		Invoice Number	*Payment Details*	*Amount*	*Discount*	*Retention*	*PPS*	
	$APINVCE	00025280	MALE COUPLING + FITTINGS FOR HIGH PRESSU	128.70				
210698	17/12/2020	JOHN TIERNEY						2,296.00
		Invoice Number	*Payment Details*	*Amount*	*Discount*	*Retention*	*PPS*	
	$APINVCE	00001758	RANGER CAR CLEANING SERVICES 20-21	400.00				
	$APINVCE	00001759	VEHICLE CLEANING 20-21	540.00				
	$APINVCE	00001756	VEHICLE CLEANING 20-21	1,266.00				
	$APINVCE	00001757	VEHICLE CLEANING 20-21	90.00				

Payment Details by Invoice

MUNICIPAL FUND

From Period 6 **To Period** 6 From Date 1/12/2020 To Date 31/12/2020

Cheque/EFT Number	*Payment Date*	*Payee*						*Payment Amount*
210699	17/12/2020	KONE ELEVATORS PTY LTD						4,194.88
		Invoice Number	*Payment Details*	*Amount*	*Discount*	*Retention*	*PPS*	
	$APINVCE	191943540	CAR PARK AUTO DOORS UNPLANNED	3,331.53				
	$APINVCE	191939803	CAR PARK AUTO DOORS UNPLANNED	339.77				
	$APINVCE	191939913	CAR PARK AUTO DOORS UNPLANNED	523.58				
210700	17/12/2020	KONICA MINOLTA BUSINESS SOLUTIONS AUSTRALIA PTY						291.99
		Invoice Number	*Payment Details*	*Amount*	*Discount*	*Retention*	*PPS*	
	$APINVCE	04000012865311	PRINTING COST FOR THREE PUBLIC LIBRARY P	291.99				
210701	17/12/2020	LGPA						425.00
		Invoice Number	*Payment Details*	*Amount*	*Discount*	*Retention*	*PPS*	
	$APINVCE	6027	SFERGUSON, LEARNING&DEVELOPMENT	85.00				
	$APINVCE	6016	L&D - CHAIRMAN'S POLICY EXTRAVAGANZA - L	340.00				
210702	17/12/2020	LIGHT APPLICATIONS						308.00
		Invoice Number	*Payment Details*	*Amount*	*Discount*	*Retention*	*PPS*	
	$APINVCE	82878	CHRISTMAS DECORATIONS - STAND BY CREW F	308.00				
210703	17/12/2020	BUCHER MUNICIPAL PTY LTD						651.90
		Invoice Number	*Payment Details*	*Amount*	*Discount*	*Retention*	*PPS*	
	$APINVCE	986626	SHUT DOWN DEVICE FOR SMALL STREET SWEEPE	580.53				
	$APINVCE	986625	REPLACEMENT WATER FILTER FOR H/P PUMP ON	71.37				
210704	17/12/2020	MARKETFORCE LTD						6,855.92
		Invoice Number	*Payment Details*	*Amount*	*Discount*	*Retention*	*PPS*	
	$APINVCE	36232	STATUTORY ROAD CLOSURE ADVERTISEMENTS -	1,483.41				
	$APINVCE	35728	CHRISTMAS DECORATIONS - ROAD CLOSURES -	2,947.53				
	$APINVCE	36229	STATUTORY ROAD CLOSURE ADVERTISEMENTS -	2,424.98				
210705	17/12/2020	MERCURY						317.87
		Invoice Number	*Payment Details*	*Amount*	*Discount*	*Retention*	*PPS*	
	$APINVCE	CIMM4369849/4	COUNCIL HOUSE COURIERS	78.53				
	$APINVCE	CIMM4369849/2	COUNCIL HOUSE COURIERS	89.54				
	$APINVCE	CIMM4369849/3	COUNCIL HOUSE COURIERS	44.99				
	$APINVCE	CIMM4369849/1	COUNCIL HOUSE COURIERS	104.81				

Payment Details by Invoice

MUNICIPAL FUND

From Period 6 **To Period** 6 From Date 1/12/2020 To Date 31/12/2020

Cheque/EFT Number	*Payment Date*	*Payee*						*Payment Amount*
210706	17/12/2020	MINDARIE REGIONAL COUNCIL						116,836.31
		Invoice Number	*Payment Details*	*Amount*	*Discount*	*Retention*	*PPS*	
	$APINVCE	SINV-042832	PROVISION OF LANDFILL TIPPING - 20/21	60,316.88				
	$APINVCE	SINV-042805	PROVISION OF LANDFILL TIPPING - 20/21	56,519.43				
210707	17/12/2020	M P ROGERS & ASSOCIATES PTY LTD						972.38
		Invoice Number	*Payment Details*	*Amount*	*Discount*	*Retention*	*PPS*	
	$APINVCE	21229	CLAISEBROOK COVE JETTIES -SUPERINTENDENT	972.38				
210708	17/12/2020	PERROTT PAINTING						4,814.21
		Invoice Number	*Payment Details*	*Amount*	*Discount*	*Retention*	*PPS*	
	$APINVCE	SINV16868	UNPLANNED GRAFFITI REMOVAL & PAINTING SE	123.04				
	$APINVCE	SINV16878	CLEANING & REPAINTING FOR 2 * CCTV POLES	756.80				
	$APINVCE	SINV16795	UNPLANNED GRAFFITI REMOVAL & PAINTING SE	1,496.43				
	$APINVCE	SINV16869	UNPLANNED GRAFFITI REMOVAL & PAINTING SE	2,437.94				
210709	17/12/2020	THE ROYAL LIFE SAVING SOCIETY WA INC						2,549.86
		Invoice Number	*Payment Details*	*Amount*	*Discount*	*Retention*	*PPS*	
	$APINVCE	126414	WATER FEATURE MAINTENANCE - LAKE ST , FL	2,551.10				
	$APCREDT	4426	INVOICE 119834	(1.24)				
210710	17/12/2020	RSEA PTY LTD						1,636.03
		Invoice Number	*Payment Details*	*Amount*	*Discount*	*Retention*	*PPS*	
	$APINVCE	11000998	EMPLOYEE SAFETY BOOTS	160.60				
	$APINVCE	10981597	SAFETY BOOTS ALI SHAHARUDIN	160.60				
	$APINVCE	10995362	SAFETY BOOTS NIGHTSHIFT - D. LORTAN	160.60				
	$APINVCE	11000957	EMPLOYEE SAFETY BOOTS	160.60				
	$APINVCE	10994330	SAFETY BOOTS CHRIS BATKA	164.96				
	$APINVCE	10792917	SAFETY PPE FOR WAC DAYSHIFT.	395.62				
	$APINVCE	11000983	EMPLOYEE SAFETY BOOTS	134.95				
	$APINVCE	10984950	WAYNE RUSHWORTH SUPPLY OF SAFETY BOOTS	137.50				
	$APINVCE	10985043	EMPLOYEE SAFETY BOOTS	160.60				
210711	17/12/2020	ST JOHN AMBULANCE AUSTRALIA						617.94
		Invoice Number	*Payment Details*	*Amount*	*Discount*	*Retention*	*PPS*	
	$APINVCE	STKINV0002343	FIRST AID KITS - COUNCIL HOUSE	139.99				
	$APINVCE	EHSINV0009340	FIRST AID	477.95				

Payment Details by Invoice

MUNICIPAL FUND

From Period 6 **To Period** 6 From Date 1/12/2020 To Date 31/12/2020

Cheque/EFT Number	*Payment Date*	*Payee*						*Payment Amount*
210712	17/12/2020	STATEWIDE CLEANING SUPPLIES						2,113.52
		Invoice Number	*Payment Details*	*Amount*	*Discount*	*Retention*	*PPS*	
	$APINVCE	SI407953	CLEANING CHEMICAL AND STORES SUPPLY FOR	896.97				
	$APINVCE	SI399770	STORES AND MATERIALS	1,216.55				
210713	17/12/2020	CSP GROUP PTY LTD T/AS STIHL SHOP OSBORNE PARK						879.20
		Invoice Number	*Payment Details*	*Amount*	*Discount*	*Retention*	*PPS*	
	$APINVCE	65514#7	ADDITIONAL BACK PACK BLOWER FOR PARKS TO	879.20				
210714	17/12/2020	TECHNOLOGY ONE LTD						11,852.50
		Invoice Number	*Payment Details*	*Amount*	*Discount*	*Retention*	*PPS*	
	$APINVCE	195620	TECH ONE RECORD KEEPING DELIVERY FOR COR	453.75				
	$APINVCE	194938	TECH ONE RECORD KEEPING DELIVERY FOR COR	11,398.75				
210715	17/12/2020	TELSTRA						360.00
		Invoice Number	*Payment Details*	*Amount*	*Discount*	*Retention*	*PPS*	
	$APINVCE	1270017153	GIS DATA ACQUISITION FOR TELSTRA UTILITY	360.00				
210716	17/12/2020	WATERLOGIC AUSTRALIA PTY LTD						62.70
		Invoice Number	*Payment Details*	*Amount*	*Discount*	*Retention*	*PPS*	
	$APINVCE	CD-3033785	WATER COOLER RENTAL FOR COMMUNITY	62.70				
210717	17/12/2020	TOTAL EDEN PTY LTD						1,660.18
		Invoice Number	*Payment Details*	*Amount*	*Discount*	*Retention*	*PPS*	
	$APINVCE	411123633	STORES STOCK	541.09				
	$APINVCE	411123641	STORES STOCK	520.41				
	$APINVCE	411136476	STORES STOCK	598.68				
210718	17/12/2020	T QUIP						563.25
		Invoice Number	*Payment Details*	*Amount*	*Discount*	*Retention*	*PPS*	
	$APINVCE	97154#7	REBUILD OF DRIVE TRAIN FOR CUTTING DECKS	3.90				
	$APINVCE	97388#7	REBUILD PARTS FOR BLOWER FAN ASSEMBLY ON	559.35				
210719	17/12/2020	TOWN OF VICTORIA PARK						13,845.93
		Invoice Number	*Payment Details*	*Amount*	*Discount*	*Retention*	*PPS*	
	$APINVCE	17122020	PARKING FEE COLTN-3/12/2020-9/12/2020	13,845.93				

Payment Details by Invoice

MUNICIPAL FUND

From Period 6 **To Period** 6 From Date 1/12/2020 To Date 31/12/2020

Cheque/EFT Number	*Payment Date*	*Payee*						*Payment Amount*
210720	17/12/2020	ULTIMO CATERING & EVENTS PTY LTD						2,579.39
		Invoice Number	*Payment Details*	*Amount*	*Discount*	*Retention*	*PPS*	
	$APINVCE	00410424	COP CATERING SUPPLIES	53.90				
	$APINVCE	00410664	COP CATERING SUPPLIES	367.62				
	$APINVCE	00410422	COP CATERING SUPPLIES	297.55				
	$APINVCE	00410423	COP CATERING SUPPLIES	858.00				
	$APINVCE	00410441	COP CATERING SUPPLIES	89.10				
	$APINVCE	00410693	COP CATERING SUPPLIES	546.70				
	$APINVCE	00410665	COP CATERING SUPPLIES	366.52				
210721	17/12/2020	THE DEPARTMENT OF FIRE & EMERGENCY SERVICES(DFES)						7,008,376.61
		Invoice Number	*Payment Details*	*Amount*	*Discount*	*Retention*	*PPS*	
	$APINVCE	151541	STATE GOVERNMENT CHARGES LG'S REQUIRED T	7,008,376.61				
210722	17/12/2020	WARP PTY LTD						5,677.81
		Invoice Number	*Payment Details*	*Amount*	*Discount*	*Retention*	*PPS*	
	$APINVCE	116634	SUPPLY AND INSTALLATION OF 4X VARIABLE M	2,531.13				
	$APINVCE	116635	CHRISTMAS DECORATION 2020 - RENTING VEHI	1,265.60				
	$APINVCE	116633	PROVIDE TRAFFIC MANAGEMENT	1,444.85				
	$APINVCE	116505	DOCKET 3584 TRAFFIC MANAGEMENT - BARRACK	436.23				
210723	17/12/2020	WEST AUSTRALIAN LOCAL GOVERNMENT ASSOC						120.00
		Invoice Number	*Payment Details*	*Amount*	*Discount*	*Retention*	*PPS*	
	$APINVCE	I3084955	TREES IN A LIVEABLE CITY: AN URBAN FORES	120.00				
210724	17/12/2020	STEFNA FAMILY TRUST T/AS WEST TIP WASTE						16,338.39
		Invoice Number	*Payment Details*	*Amount*	*Discount*	*Retention*	*PPS*	
	$APINVCE	00052431	SUPPLY OF WASTE BIN FOR NOVEMBER	5,234.83				
	$APINVCE	00052432	STREET SWEEPING COLLECTION & WASTE TIPPI	11,103.56				
210725	17/12/2020	DOWNER EDI WORKS						60,380.53
		Invoice Number	*Payment Details*	*Amount*	*Discount*	*Retention*	*PPS*	
	$APINVCE	6009973	ROAD RENEWAL PROJECTS - DOWNER EDI WORKS	60,380.53				
210726	17/12/2020	KNUTSFORD GOURMET						95.00
		Invoice Number	*Payment Details*	*Amount*	*Discount*	*Retention*	*PPS*	
	$APINVCE	FVA2227	RFD FOOD VENDOR PERMIT-FVC/2227	95.00				

Payment Details by Invoice

MUNICIPAL FUND

From Period 6 **To Period** 6 From Date 1/12/2020 To Date 31/12/2020

Cheque/EFT Number	*Payment Date*	*Payee*						*Payment Amount*
210727	17/12/2020	R & A HILL						3,115.35
		Invoice Number	*Payment Details*	*Amount*	*Discount*	*Retention*	*PPS*	
	$APINVCE	A1070606	RFD RATES-37 TRAGALGAR RD EAST PERTH	3,115.35				
210728	17/12/2020	KNIGHT FRANK AUSTRALIA PTY LTD						1,467.10
		Invoice Number	*Payment Details*	*Amount*	*Discount*	*Retention*	*PPS*	
	$APINVCE	A1095058	RFD RATES-74/20 ROYAL ST EAST PERTH	1,467.10				
210729	17/12/2020	WA BAR CHAMBERS LIMITED						1,000.00
		Invoice Number	*Payment Details*	*Amount*	*Discount*	*Retention*	*PPS*	
	$APINVCE	31329	RFD PERTH TWN HALL- 31329	1,000.00				
210730	17/12/2020	BEYOND A HUG						472.00
		Invoice Number	*Payment Details*	*Amount*	*Discount*	*Retention*	*PPS*	
	$CANCHQ	210730	BEYOND BANK	472.00				
210731	17/12/2020	LET'S MAKE GAMES INC						1,000.00
		Invoice Number	*Payment Details*	*Amount*	*Discount*	*Retention*	*PPS*	
	$APINVCE	31249	RFD BOND PERTH TWN HALL-31249	1,000.00				
210732	17/12/2020	HAZE HOLDINGS PTY LTD						1,024.00
		Invoice Number	*Payment Details*	*Amount*	*Discount*	*Retention*	*PPS*	
	$APINVCE	31250	RFD BOND PERTH TWN HALL-31250	1,024.00				
210733	17/12/2020	R VINAYACHANDRAN						714.00
		Invoice Number	*Payment Details*	*Amount*	*Discount*	*Retention*	*PPS*	
	$APINVCE	31346	BOND REFUND LESS HIRE TABLES	714.00				
210734	17/12/2020	C HEWETT						600.00
		Invoice Number	*Payment Details*	*Amount*	*Discount*	*Retention*	*PPS*	
	$APINVCE	30394	BONDREF-HIRE TOWN HALL LESS PROJECTOR HI	600.00				
210735	17/12/2020	YOW MIN (CHRIS) LEE						120.00
		Invoice Number	*Payment Details*	*Amount*	*Discount*	*Retention*	*PPS*	
	$APINVCE	25112020	HEALTHY LIFESTYLE - C LEE	120.00				

Payment Details by Invoice

MUNICIPAL FUND

From Period 6 **To Period** 6 From Date 1/12/2020 To Date 31/12/2020

Cheque/EFT Number	Payment Date	Payee						Payment Amount
210736	17/12/2020	KE ABERCORMBY & TA HERRMANN						120.00
		Invoice Number	*Payment Details*	*Amount*	*Discount*	*Retention*	*PPS*	
	$APINVCE	25112020A	HEALTHY LIFESTYLE - K ABERCROMBY	120.00				
210737	17/12/2020	T ZHENG						1,000.00
		Invoice Number	*Payment Details*	*Amount*	*Discount*	*Retention*	*PPS*	
	$APINVCE	30219	BOND REFUND- HIRE TOWN HALL	1,000.00				
210738	17/12/2020	ATL EVENTS						250.00
		Invoice Number	*Payment Details*	*Amount*	*Discount*	*Retention*	*PPS*	
	$APINVCE	EV2020/160	BOND RFD-40TH ANN SECTOR AWARDS EV-2020/	250.00				
210739	17/12/2020	D MONTEIRO						867.00
		Invoice Number	*Payment Details*	*Amount*	*Discount*	*Retention*	*PPS*	
	$APINVCE	28192	BOND REFUND-HIRE TOWN HALL	867.00				
210740	17/12/2020	SHAPE AUSTRALIA PTY LTD						9,500.00
		Invoice Number	*Payment Details*	*Amount*	*Discount*	*Retention*	*PPS*	
	$APINVCE	TECH202020	RFD WORK BOND-TECH/20/2020/HG 181 ST GEO	9,500.00				
210741	17/12/2020	PAULL & WARNER RESOURCES						10,000.00
		Invoice Number	*Payment Details*	*Amount*	*Discount*	*Retention*	*PPS*	
	$APINVCE	EV2019516	RFD BOND-MINING EMERGENCY RESPONSE	10,000.00				
210742	17/12/2020	TECCWA						500.00
		Invoice Number	*Payment Details*	*Amount*	*Discount*	*Retention*	*PPS*	
	$APINVCE	EV2020/120	BOND RFD-TOYOTAS IN TH EPARK EV-2020/120	500.00				
210743	17/12/2020	AARON EMERY						120.00
		Invoice Number	*Payment Details*	*Amount*	*Discount*	*Retention*	*PPS*	
	$APINVCE	17062020	HEALTHY LIFESTYLE - A EMERY	120.00				
210744	17/12/2020	JAMIE LOWEN						109.00
		Invoice Number	*Payment Details*	*Amount*	*Discount*	*Retention*	*PPS*	
	$APINVCE	27112020	HEALTHY LIFESTYLE - J LOWEN	109.00				

Payment Details by Invoice

MUNICIPAL FUND

From Period 6 **To Period** 6 From Date 1/12/2020 To Date 31/12/2020

Cheque/EFT Number	*Payment Date*	*Payee*						*Payment Amount*
210745	17/12/2020	SUSAN BROWN						120.00
		Invoice Number	*Payment Details*	*Amount*	*Discount*	*Retention*	*PPS*	
	$APINVCE	15122020	HEALTHY LIFESTYLE RFD-S BROWN	120.00				
210746	17/12/2020	STEFAN DIAMONDS						255.00
		Invoice Number	*Payment Details*	*Amount*	*Discount*	*Retention*	*PPS*	
	$APINVCE	OB20201565	RFD APPLICATION-731 HAY ST PERTH	255.00				
210747	17/12/2020	LISA M KING						99.00
		Invoice Number	*Payment Details*	*Amount*	*Discount*	*Retention*	*PPS*	
	$APINVCE	EV2019505	RFD APP-PURSUIT FOR PARKERVILLE 2020	99.00				
210748	17/12/2020	SONYA L HAWKINS						156.00
		Invoice Number	*Payment Details*	*Amount*	*Discount*	*Retention*	*PPS*	
	$APINVCE	OB20201557	RFD OBSTRUCTION APP-OB-2020/1557	156.00				
210749	17/12/2020	CAPORN YOUNG PROPERTY MANAGEMENT TRUST A						1,940.90
		Invoice Number	*Payment Details*	*Amount*	*Discount*	*Retention*	*PPS*	
	$APINVCE	A1199264	RFD GRV-4/20 THE AVENUE CRAWLEY 6009	1,940.90				
210750	17/12/2020	B W J MARWOOD						2,312.05
		Invoice Number	*Payment Details*	*Amount*	*Discount*	*Retention*	*PPS*	
	$APINVCE	A1056449	RFD GRV-7/69 MALCOLM ST WEST PERTH	2,312.05				
210751	17/12/2020	LEGAL AUSTRALIA PTY LTD						873.65
		Invoice Number	*Payment Details*	*Amount*	*Discount*	*Retention*	*PPS*	
	$APINVCE	A1024769	RFD GRV-3/197 ADELIADE TCE EAST PERTH	873.65				
210752	17/12/2020	GEORGE TERPKOS						1,045.00
		Invoice Number	*Payment Details*	*Amount*	*Discount*	*Retention*	*PPS*	
	$APINVCE	16122020	RFD EMPLOYEE RECOGNITION 19YRS-G TERPKOS	1,045.00				
210753	17/12/2020	T & D BRADLEY						65.00
		Invoice Number	*Payment Details*	*Amount*	*Discount*	*Retention*	*PPS*	
	$APINVCE	01124021	RFD PARKING CARD BALANCE & DEP-01124021	65.00				

Payment Details by Invoice

MUNICIPAL FUND

From Period 6 **To Period** 6 From Date 1/12/2020 To Date 31/12/2020

Cheque/EFT Number	*Payment Date*	*Payee*						*Payment Amount*
210754	17/12/2020	BOARD ADVICE						338.48
		Invoice Number	*Payment Details*	*Amount*	*Discount*	*Retention*	*PPS*	
	$APINVCE	01123283	RFD PARKING CARD & DEP-01123283	338.48				
210755	17/12/2020	RIO TINTO SHARED SERVICES						1,051.86
		Invoice Number	*Payment Details*	*Amount*	*Discount*	*Retention*	*PPS*	
	$APINVCE	01121115	RFD BAL & DEP PRKNG CARD 01118658/011211	1,051.86				
210756	17/12/2020	SWAN GROUP						61.65
		Invoice Number	*Payment Details*	*Amount*	*Discount*	*Retention*	*PPS*	
	$APINVCE	2018302	RFD APPLICATION-2018/302-95 WILLIAM ST	61.65				
210757	17/12/2020	SALT PROPERTY GROUP						166.65
		Invoice Number	*Payment Details*	*Amount*	*Discount*	*Retention*	*PPS*	
	$APINVCE	2020353	INCOMPLETE APP-2020/353 12/451 MURRAY ST	166.65				
210758	17/12/2020	BRAJKOVICH DEMOLITION & SALVAGE (WA) PTY						61.65
		Invoice Number	*Payment Details*	*Amount*	*Discount*	*Retention*	*PPS*	
	$APINVCE	2018552	RFD APPLTN 2018/552 44 FRANCIS ST NRTHBD	61.65				
210759	17/12/2020	KIRSTEN HAAS						165.00
		Invoice Number	*Payment Details*	*Amount*	*Discount*	*Retention*	*PPS*	
	$APINVCE	07122020	FOOTCARE MANAGEMENT - K HAAS	165.00				
210760	22/12/2020	HAMA PRODUCTIONS PTY LTD						53,922.00
		Invoice Number	*Payment Details*	*Amount*	*Discount*	*Retention*	*PPS*	
	$APINVCE	00000120	NATIVITY 2020 PRODUCTION	53,922.00				
210761	22/12/2020	AUSTRALIA DAY COUNCIL OF WA (INC)						114,120.60
		Invoice Number	*Payment Details*	*Amount*	*Discount*	*Retention*	*PPS*	
	$APINVCE	INV-0692	SHINING THE LIGHT: THE STORY OF US EVENT	114,120.60				
210762	24/12/2020	METROCOUNT						330.00
		Invoice Number	*Payment Details*	*Amount*	*Discount*	*Retention*	*PPS*	
	$APINVCE	INV029182	INSTALLATION FEE - TUBES CONNECTED TO CO	330.00				

Payment Details by Invoice

MUNICIPAL FUND

From Period 6 **To Period** 6 From Date 1/12/2020 To Date 31/12/2020

Cheque/EFT Number	*Payment Date*	*Payee*						*Payment Amount*
210763	24/12/2020	BIDFOOD WA PTY LTD						1,695.24
		Invoice Number	*Payment Details*	*Amount*	*Discount*	*Retention*	*PPS*	
	$APINVCE	I51054261PER	CATERING SUPPLIES FOR CITIPLACE COMMUNIT	398.71				
	$APINVCE	I51066859PER	CATERING SUPPLIES FOR CITIPLACE COMMUNIT	164.39				
	$APINVCE	I51054235PER	CATERING SUPPLIES FOR CITIPLACE COMMUNIT	254.43				
	$APINVCE	I51038217.PER	CATERING SUPPLIES FOR CITIPLACE COMMUNIT	877.71				
210764	24/12/2020	RORIE SPARE						1,189.25
		Invoice Number	*Payment Details*	*Amount*	*Discount*	*Retention*	*PPS*	
	$APINVCE	177	CSA AND PARKING SERVICE ANNUAL CAMERA CL	1,189.25				
210765	24/12/2020	PARTOUT PTY LTD T/AS STATEWIDE BEARINGS						112.42
		Invoice Number	*Payment Details*	*Amount*	*Discount*	*Retention*	*PPS*	
	$APINVCE	V482713	FRONT DRUM WHEEL BEARING FOR SMALL STREE	112.42				
210766	24/12/2020	IRON MOUNTAIN AUSTRALIA GROUP PTY LTD						1,377.65
		Invoice Number	*Payment Details*	*Amount*	*Discount*	*Retention*	*PPS*	
	$APINVCE	109005972	MONTHLY ICT BACKUP TAPE COLLECTION/STORA	746.81				
	$APINVCE	109006154	MONTHLY ICT BACKUP TAPE COLLECTION/STORA	630.84				
210767	24/12/2020	ADVANCED TRAFFIC MANAGEMENT						217.98
		Invoice Number	*Payment Details*	*Amount*	*Discount*	*Retention*	*PPS*	
	$APINVCE	00141709	HAY AND MURRAY ST MALL, BOLLARD	217.98				
210768	24/12/2020	ADVANCED AUTOLOGIC						270.00
		Invoice Number	*Payment Details*	*Amount*	*Discount*	*Retention*	*PPS*	
	$APINVCE	00099376	20LT SOLVENT DRUMS TO REMOVE GREASE ON P	270.00				
210769	24/12/2020	OFFICE WORKS						50.55
		Invoice Number	*Payment Details*	*Amount*	*Discount*	*Retention*	*PPS*	
	$APINVCE	14265619	FOR PURCHASING EVENT SUPPLIES FOR UPCOMI	50.55				
210770	24/12/2020	VISUAL INSPIRATIONS AUSTRALIA PTY LTD						726,103.85
		Invoice Number	*Payment Details*	*Amount*	*Discount*	*Retention*	*PPS*	
	$APINVCE	00043696	CHRISTMAS 2020 DECORATIONS	332,929.17				
	$APINVCE	00043695	CHRISTMAS DECORATIONS	393,174.68				

Payment Details by Invoice

MUNICIPAL FUND

From Period 6 **To Period** 6 From Date 1/12/2020 To Date 31/12/2020

Cheque/EFT Number	*Payment Date*	*Payee*						*Payment Amount*
210771	24/12/2020	PUMPS AUSTRALIA						343.97
		Invoice Number	*Payment Details*	*Amount*	*Discount*	*Retention*	*PPS*	
	$APINVCE	35558	NEW VALVE TO ALLOW AUTO SHUT OFF TO SOAP	49.50				
	$APINVCE	35548	REPLACED WATER SEAL FOR H/P WATER CLEANE	294.47				
210772	24/12/2020	ROSMECH SALES AND SERVICE PTY LTD						475.99
		Invoice Number	*Payment Details*	*Amount*	*Discount*	*Retention*	*PPS*	
	$APINVCE	107320	SPARE PARTS FOR LARGE ROAD SWEEPER BRUSH	475.99				
210773	24/12/2020	INTEGRAL DEVELOPMENT ASSOCIATES PTY LTD T/AS						5,412.00
		Invoice Number	*Payment Details*	*Amount*	*Discount*	*Retention*	*PPS*	
	$APINVCE	INV-3243	ELT PRIORITIES FACILITATION	5,412.00				
210774	24/12/2020	FOXTEL SUBSCRIBER PAYMENTS						155.00
		Invoice Number	*Payment Details*	*Amount*	*Discount*	*Retention*	*PPS*	
	$APINVCE	378622294	FOXTEL FOR CITY ARTS SPACE (A/C 6449301)	155.00				
210775	24/12/2020	FOR TABLE DELIGHTS						116.22
		Invoice Number	*Payment Details*	*Amount*	*Discount*	*Retention*	*PPS*	
	$APINVCE	00105406	COFFEE TABLE DELIGHTS -COOKIES SUPPLIES	116.22				
210776	24/12/2020	MENCHETTI CONSOLIDATED PTY LTD T/AS MG GROUP WA						87,715.68
		Invoice Number	*Payment Details*	*Amount*	*Discount*	*Retention*	*PPS*	
	$APINVCE	00001941	HAY AND MURRAY STREET MALLS BOLLARD REPL	87,715.68				
210777	24/12/2020	ALTERRA LIMITED						2,971.03
		Invoice Number	*Payment Details*	*Amount*	*Discount*	*Retention*	*PPS*	
	$APINVCE	INV-807	ANNUAL REPORT FEE - CARBON OFFSET PROGRA	2,971.03				
210778	24/12/2020	SPIRIT OF THE STREETS CHOIR(INC)						150.00
		Invoice Number	*Payment Details*	*Amount*	*Discount*	*Retention*	*PPS*	
	$APINVCE	1116	TUESDAY MORNING SHOW 1ST DECEMBER 2020	150.00				
210779	24/12/2020	CANON PRODUCTION PRINTING AUSTRALIA PTY LTD						142.93
		Invoice Number	*Payment Details*	*Amount*	*Discount*	*Retention*	*PPS*	
	$APINVCE	1512334	MAINTENANCE TCS4SA STANDALONE SCANNER -	142.93				

Payment Details by Invoice

MUNICIPAL FUND

From Period 6 **To Period** 6 From Date 1/12/2020 To Date 31/12/2020

Cheque/EFT Number	*Payment Date*	*Payee*						*Payment Amount*
210780	24/12/2020	ACCESS BRICKPAVING CO						33,410.63
		Invoice Number	*Payment Details*	*Amount*	*Discount*	*Retention*	*PPS*	
	$APINVCE	20112022	ROAD RENEWALS PRAM RAMPS - PAVE WA WORKS	33,410.63				
210781	24/12/2020	SUNNY INDUSTRIAL BRUSHWARE						411.90
		Invoice Number	*Payment Details*	*Amount*	*Discount*	*Retention*	*PPS*	
	$APINVCE	00022735	ANNUAL SWEEPER BRUSH BLANKET ORDER FOR 3	411.90				
210782	24/12/2020	DEPARTMENT OF TRANSPORT						14,379.30
		Invoice Number	*Payment Details*	*Amount*	*Discount*	*Retention*	*PPS*	
	$APINVCE	4145793	VEHICLE REGISTRATION SEARCHES (WA)	14,379.30				
210783	24/12/2020	ADVANTECH AUSTRALIA PTY LTD						1,508.10
		Invoice Number	*Payment Details*	*Amount*	*Discount*	*Retention*	*PPS*	
	$APINVCE	94065808	ATP 8G MICRO SD CARD 1-GRD SLC (G)	1,508.10				
210784	24/12/2020	EOS ELECTRICAL						13,531.14
		Invoice Number	*Payment Details*	*Amount*	*Discount*	*Retention*	*PPS*	
	$APINVCE	00013542	CHRISTMAS DECORATIONS 2020 LETTER DROP	3,285.15				
	$APINVCE	00013655	CHRISTMAS DECORATIONS 2020 RELOCATION O	3,795.00				
	$APINVCE	00013665	ELECTRICAL MAINTENANCE OF STREET LIGHTS	440.00				
	$APINVCE	00013599	ELECTRICAL MAINTENANCE OF STREET LIGHTS	2,562.78				
	$APINVCE	00013663	CHRISTMAS DECORATIONS 2020 LETTER DROP	165.00				
	$APINVCE	00013698	ELECTRICAL MAINTENANCE OF STREET LIGHTS	1,102.59				
	$APINVCE	00013337	ELECTRICAL MAINTENANCE OF STREET LIGHTS	2,180.62				
210785	24/12/2020	DRAINFLOW SERVICES PTY LTD						6,602.64
		Invoice Number	*Payment Details*	*Amount*	*Discount*	*Retention*	*PPS*	
	$APINVCE	00006158	ROAD RENEWALS GULLY GRATES WORKS - DRAIN	5,112.45	102.25			
	$APINVCE	00006265	FORREST PLACE LOADING DOCK - GULLY PIT A	1,592.44				
					102.25			

Payment Details by Invoice

MUNICIPAL FUND

From Period 6 **To Period** 6 From Date 1/12/2020 To Date 31/12/2020

Cheque/EFT Number	*Payment Date*	*Payee*	*Payment Amount*
210786	24/12/2020	JAMES BENNETT PTY LTD	1,218.72

	Invoice Number	*Payment Details*	*Amount*	*Discount*	*Retention*	*PPS*
$APINVCE	3131989	LIBRARY STOCK PURCHASES OF ASSORTED BOOK	538.23			
$APINVCE	3131986	LIBRARY STOCK PURCHASES OF ASSORTED BOOK	80.16			
$APINVCE	PSO0411591	LIBRARY STOCK PURCHASES OF ASSORTED BOOK	31.51			
$APINVCE	PSO411592	LIBRARY STOCK PURCHASES OF ASSORTED BOOK	210.10			
$APINVCE	3131988	LIBRARY STOCK PURCHASES OF ASSORTED BOOK	45.26			
$APINVCE	4736143	ASSORTED E-BOOKS - PER AXS	52.90			
$APINVCE	3131985	LIBRARY STOCK PURCHASES OF ASSORTED BOOK	133.73			
$APINVCE	PSO411590	LIBRARY STOCK PURCHASES OF ASSORTED BOOK	86.13			
$APINVCE	3131987	LIBRARY STOCK PURCHASES OF ASSORTED BOOK	40.70			

Payment Details by Invoice

MUNICIPAL FUND

From Period 6 **To Period** 6 From Date 1/12/2020 To Date 31/12/2020

Cheque/EFT Number	*Payment Date*	*Payee*	*Payment Amount*
210787	24/12/2020	GILMOUR & JOOSTE ELECTRICAL	24,877.91

	Invoice Number	*Payment Details*	*Amount*	*Discount*	*Retention*	*PPS*
$APINVCE	INV-11357	INSTALL CONDUIT AND CABLE TO COLOUR CHAN	2,154.10			
$APINVCE	INV-11192	VARIOUS SITES - UNPLANNED ELECTRICAL MAI	66.99			
$APINVCE	INV-11298	VARIOUS SITES - UNPLANNED ELECTRICAL MAI	1,230.75			
$APINVCE	INV-10848	VARIOUS SITES - UNPLANNED ELECTRICAL MAI	244.42			
$APINVCE	INV-11122	VARIOUS SITES - UNPLANNED ELECTRICAL MAI	4,372.50			
$APINVCE	INV-11180	VARIOUS SITES - UNPLANNED ELECTRICAL MAI	55.00			
$APINVCE	INV-11206	VARIOUS SITES - UNPLANNED ELECTRICAL MAI	55.00			
$APINVCE	INV-11452	ELECTRICAL MAINTENANCE FOR STREET LIGHTI	180.79			
$APINVCE	INV-11409	VARIOUS SITES - UNPLANNED ELECTRICAL MAI	475.92			
$APINVCE	INV-11580	VARIOUS SITES - UNPLANNED ELECTRICAL MAI	70.81			
$APINVCE	INV-11578	VARIOUS SITES - UNPLANNED ELECTRICAL MAI	102.42			
$APINVCE	INV-11363	VARIOUS SITES - UNPLANNED ELECTRICAL MAI	205.49			
$APINVCE	INV-11356	ELECTRICAL MAINTENANCE FOR STREET LIGHTI	110.00			
$APINVCE	INV-11471	ELECTRICAL MAINTENANCE FOR STREET LIGHTI	789.95			
$APINVCE	INV-11490	ELECTRICAL MAINTENANCE FOR STREET LIGHTI	55.00			
$APINVCE	INV-11541	CHRISTMAS DECORATIONS 2020 SUPPLY AND I	958.31			
$APINVCE	INV-11460	VARIOUS SITES - UNPLANNED ELECTRICAL MAI	966.97			
$APINVCE	INV-11208	VARIOUS SITES - UNPLANNED ELECTRICAL MAI	1,904.55			
$APINVCE	INV-11538	ELECTRICAL MAINTENANCE FOR STREET LIGHTI	77.00			
$APINVCE	INV-11581	VARIOUS SITES - UNPLANNED ELECTRICAL MAI	55.00			
$APINVCE	INV-10068	ELECTRICAL MAINTENANCE FOR STREET LIGHTI	1,305.56			
$APINVCE	INV-11150	VARIOUS SITES - UNPLANNED ELECTRICAL MAI	512.77			
$APINVCE	INV-11295	VARIOUS SITES - UNPLANNED ELECTRICAL MAI	1,203.68			
$APINVCE	INV-11436	VARIOUS SITES - UNPLANNED ELECTRICAL MAI	1,518.00			
$APINVCE	INV-11401	ELECTRICAL MAINTENANCE FOR STREET LIGHTI	1,051.66			
$APINVCE	INV-11579	VARIOUS SITES - UNPLANNED ELECTRICAL MAI	166.08			
$APINVCE	INV-11191	VARIOUS SITES - UNPLANNED ELECTRICAL MAI	297.00			
$APINVCE	INV-11335	ELECTRICAL MAINTENANCE FOR STREET LIGHTI	1,075.27			
$APINVCE	INV-11194	VARIOUS SITES - UNPLANNED ELECTRICAL MAI	67.21			
$APINVCE	INV-11193	VARIOUS SITES - UNPLANNED ELECTRICAL MAI	124.98			
$APINVCE	INV-11202	VARIOUS SITES - UNPLANNED ELECTRICAL MAI	197.97			
$APINVCE	INV-11366	VARIOUS SITES - UNPLANNED ELECTRICAL MAI	752.71			
$APINVCE	INV-11426	VARIOUS SITES - UNPLANNED ELECTRICAL MAI	241.86			
$APINVCE	INV-10771	VARIOUS SITES - UNPLANNED ELECTRICAL MAI	110.00			

Cheque/EFT Number	*Payment Date*	*Payee*						*Payment Amount*
$APINVCE		INV-11299	VARIOUS SITES - UNPLANNED ELECTRICAL MAI	55.00				
$APINVCE		INV-11504	VARIOUS SITES - UNPLANNED ELECTRICAL MAI	283.67				
$APINVCE		INV-11569	ELECTRICAL MAINTENANCE FOR STREET LIGHTI	137.50				
$APINVCE		INV-11568	ELECTRICAL MAINTENANCE FOR STREET LIGHTI	167.96				
$APINVCE		INV-11582	VARIOUS SITES - UNPLANNED ELECTRICAL MAI	912.56				
$APINVCE		INV-11153	VARIOUS SITES - UNPLANNED ELECTRICAL MAI	62.80				
$APINVCE		INV-11427	VARIOUS SITES - UNPLANNED ELECTRICAL MAI	165.00				
$APINVCE		INV-11362	VARIOUS SITES - UNPLANNED ELECTRICAL MAI	337.70				
210788	24/12/2020	THE REAL SING						150.00
		Invoice Number	*Payment Details*	*Amount*	*Discount*	*Retention*	*PPS*	
$APINVCE		2020-21-02	CHRISTMAS CONCERTS- 29 NOV PERFORMANCE	150.00				
210789	24/12/2020	BUSINESS FOUNDATION INC						5,500.00
		Invoice Number	*Payment Details*	*Amount*	*Discount*	*Retention*	*PPS*	
$APINVCE		00407392	BUSINESS FOUNDATIONS - BUSINESS ADVISOR	5,500.00				
210790	24/12/2020	FE TECHNOLOGIES PTY LTD						1,952.50
		Invoice Number	*Payment Details*	*Amount*	*Discount*	*Retention*	*PPS*	
$APINVCE		1008916	5000 X RFID TAGS FOR ALL LIBRARY STOCK	1,952.50				
210791	24/12/2020	IMAGE SOURCE DIGITAL SOLUTIONS						841.50
		Invoice Number	*Payment Details*	*Amount*	*Discount*	*Retention*	*PPS*	
$APINVCE		454835	SIGNAGE FOR TWILIGHT HAWKERS MARKETS	522.50				
$APINVCE		454842	SIGNAGE FOR TWILIGHT HAWKERS MARKETS	104.50				
$APINVCE		454841	SIGNAGE FOR TWILIGHT HAWKERS MARKETS	214.50				
210792	24/12/2020	GJK FACILITY SERVICES						106.70
		Invoice Number	*Payment Details*	*Amount*	*Discount*	*Retention*	*PPS*	
$APINVCE		393114	CAR PARK REACTIVE MAINTENANCE FOR 2020/2	106.70				
210793	24/12/2020	JAPANESE TRUCK & BUS SPARES PTY LTD						840.60
		Invoice Number	*Payment Details*	*Amount*	*Discount*	*Retention*	*PPS*	
$APINVCE		389079	REAR WHEEL BEARINGS NEED TO BE REPLACED	744.40				
$APINVCE		389312	NEW MERCEDES RUBBISH TRUCK SERVICE FILTE	96.20				

Payment Details by Invoice

MUNICIPAL FUND

From Period 6 **To Period** 6 From Date 1/12/2020 To Date 31/12/2020

Cheque/EFT Number	*Payment Date*	*Payee*						*Payment Amount*
210794	24/12/2020	AUSTRALIAN ACADEMY OF TAI CHI (WA)						195.00
		Invoice Number	*Payment Details*	*Amount*	*Discount*	*Retention*	*PPS*	
	$APINVCE	20219	TAI CHI CLASSES – Citiplace Community Centre	195.00				
210795	24/12/2020	MARINOVICH FAMILY TRUST T/AS CARNIVAL						5,500.00
		Invoice Number	*Payment Details*	*Amount*	*Discount*	*Retention*	*PPS*	
	$APINVCE	INV-1192	EVENTS AND ACTIVATION QRG - YAGAN SQUARE	5,500.00				
210796	24/12/2020	MARK ONE VISUAL						154,370.70
		Invoice Number	*Payment Details*	*Amount*	*Discount*	*Retention*	*PPS*	
	$APINVCE	00200141	CHRISTMAS DECORATIONS - LEASE OF CHRIST	154,370.70				
210797	24/12/2020	SWAN EVENT HIRE						1,266.00
		Invoice Number	*Payment Details*	*Amount*	*Discount*	*Retention*	*PPS*	
	$APINVCE	15172	MANOR FENCING AND 4X MARQUEES FOR END OF	1,266.00				

Payment Details by Invoice

MUNICIPAL FUND

From Period 6 **To Period** 6 From Date 1/12/2020 To Date 31/12/2020

Cheque/EFT Number	*Payment Date*	*Payee*	*Payment Amount*
210798	24/12/2020	AUSTRALIAN SUPER	192,431.11

	Invoice Number	*Payment Details*	*Amount*	*Discount*	*Retention*	*PPS*
$HRPAYJNL	F 18/12/2020	SGC COMPULSORY - EMPLOYER	749.09			
$HRPAYJNL	F 18/12/2020	SGC COMPULSORY - EMPLOYER	20.51			
$HRPAYJNL	F 18/12/2020	5% COUNCIL MATCHED COMPANY CONTRIBUTION	629.81			
$HRPAYJNL	F 18/12/2020	5% COUNCIL MATCHED COMPANY CONTRIBUTION	63.70			
$HRPAYJNL	F 18/12/2020	SGC COMPULSORY - EMPLOYER	97.07			
$HRPAYJNL	F 18/12/2020	SGC COMPULSORY - EMPLOYER	230.59			
$HRPAYJNL	F 18/12/2020	5% COUNCIL MATCHED COMPANY CONTRIBUTION	140.06			
$HRPAYJNL	F 18/12/2020	SGC COMPULSORY - EMPLOYER	396.13			
$HRPAYJNL	F 18/12/2020	SGC COMPULSORY - EMPLOYER	20.51			
$HRPAYJNL	EF 18/12/2020	5% COUNCIL MATCHED COMPANY CONTRIBUTION	358.92			
$HRPAYJNL	F 18/12/2020	SGC COMPULSORY - EMPLOYER	3,986.67			
$HRPAYJNL	F 18/12/2020	5% COUNCIL MATCHED COMPANY CONTRIBUTION	244.48			
$HRPAYJNL	EF 18/12/2020	CC SCHEME EMPLOYEE CONTRIBUTION - PRETAX	3,657.54			
$HRPAYJNL	F 18/12/2020	SGC COMPULSORY - EMPLOYER	1,628.29			
$HRPAYJNL	F 18/12/2020	5% COUNCIL MATCHED COMPANY CONTRIBUTION	288.20			
$HRPAYJNL	F 18/12/2020	SGC COMPULSORY - EMPLOYER	533.17			
$HRPAYJNL	F 18/12/2020	SGC COMPULSORY - EMPLOYER	577.06			
$HRPAYJNL	F 18/12/2020	SGC COMPULSORY - EMPLOYER	1,768.41			
$HRPAYJNL	F 18/12/2020	5% COUNCIL MATCHED COMPANY CONTRIBUTION	241.39			
$HRPAYJNL	EF 18/12/2020	SGC COMPULSORY - EMPLOYER	3,092.52			
$HRPAYJNL	EF 18/12/2020	5% COUNCIL MATCHED COMPANY CONTRIBUTION	319.67			
$HRPAYJNL	F 18/12/2020	SGC COMPULSORY - EMPLOYER	1,160.44			
$HRPAYJNL	F 18/12/2020	5% COUNCIL MATCHED COMPANY CONTRIBUTION	152.50			
$HRPAYJNL	EF 18/12/2020	SGC COMPULSORY - EMPLOYER	294.87			
$HRPAYJNL	F 18/12/2020	5% COUNCIL MATCHED COMPANY CONTRIBUTION	49.93			
$HRPAYJNL	F 18/12/2020	5% COUNCIL MATCHED COMPANY CONTRIBUTION	211.52			
$HRPAYJNL	F 18/12/2020	CC SCHEME EMPLOYEE CONTRIBUTION - POSTTA	2,015.98			
$HRPAYJNL	F 18/12/2020	SGC COMPULSORY - EMPLOYER	1,311.82			
$HRPAYJNL	F 18/12/2020	5% COUNCIL MATCHED COMPANY CONTRIBUTION	128.38			
$HRPAYJNL	F 18/12/2020	5% COUNCIL MATCHED COMPANY CONTRIBUTION	1,145.83			
$HRPAYJNL	F 18/12/2020	SGC COMPULSORY - EMPLOYER	1,376.14			
$HRPAYJNL	F 18/12/2020	SGC COMPULSORY - EMPLOYER	902.29			
$HRPAYJNL	F 18/12/2020	5% COUNCIL MATCHED COMPANY CONTRIBUTION	254.66			
$HRPAYJNL	F 18/12/2020	5% COUNCIL MATCHED COMPANY CONTRIBUTION	348.85			

From Period 6 **To Period** 6 From Date 1/12/2020 To Date 31/12/2020

Cheque/EFT Number	*Payment Date*	*Payee*		*Payment Amount*
$HRPAYJNL	EF 18/12/2020	5% COUNCIL MATCHED COMPANY CONTRIBUTION		562.96
$HRPAYJNL	F 18/12/2020	EMPLOYEE CONTRIBUTION - POST TAX ($)		239.00
$HRPAYJNL	F 18/12/2020	EMPLOYEE CONTRIBUTION - PRETAX (%)		5,286.56
$HRPAYJNL	F 18/12/2020	SGC COMPULSORY - EMPLOYER		1,109.16
$HRPAYJNL	F 18/12/2020	5% COUNCIL MATCHED COMPANY CONTRIBUTION		1,110.38
$HRPAYJNL	F 4/12/2020	SGC COMPULSORY - EMPLOYER		297.87
$HRPAYJNL	F 18/12/2020	SGC COMPULSORY - EMPLOYER		331.80
$HRPAYJNL	F 18/12/2020	SGC COMPULSORY - EMPLOYER		495.03
$HRPAYJNL	F 18/12/2020	5% COUNCIL MATCHED COMPANY CONTRIBUTION		1,284.42
$HRPAYJNL	F 18/12/2020	5% COUNCIL MATCHED COMPANY CONTRIBUTION		36.68
$HRPAYJNL	F 18/12/2020	SGC COMPULSORY - EMPLOYER		702.47
$HRPAYJNL	F 18/12/2020	5% COUNCIL MATCHED COMPANY CONTRIBUTION		387.03
$HRPAYJNL	EF 18/12/2020	5% COUNCIL MATCHED COMPANY CONTRIBUTION		1,415.85
$HRPAYJNL	F 18/12/2020	5% COUNCIL MATCHED COMPANY CONTRIBUTION		10.80
$HRPAYJNL	EF 18/12/2020	SGC COMPULSORY - EMPLOYER		1,152.62
$HRPAYJNL	F 18/12/2020	SGC COMPULSORY - EMPLOYER		880.10
$HRPAYJNL	F 18/12/2020	5% COUNCIL MATCHED COMPANY CONTRIBUTION		633.86
$HRPAYJNL	F 18/12/2020	SGC COMPULSORY - EMPLOYER		354.85
$HRPAYJNL	F 18/12/2020	CC SCHEME EMPLOYEE CONTRIBUTION - PRETAX		48.09
$HRPAYJNL	EF 18/12/2020	SGC COMPULSORY - EMPLOYER		2,832.27
$HRPAYJNL	EF 18/12/2020	SGC COMPULSORY - EMPLOYER		1,069.61
$HRPAYJNL	F 18/12/2020	SGC COMPULSORY - EMPLOYER		376.53
$HRPAYJNL	F 18/12/2020	5% COUNCIL MATCHED COMPANY CONTRIBUTION		164.61
$HRPAYJNL	F 18/12/2020	SGC COMPULSORY - EMPLOYER		4,330.89
$HRPAYJNL	F 18/12/2020	SGC COMPULSORY - EMPLOYER		3,227.67
$HRPAYJNL	EF 18/12/2020	SGC COMPULSORY - EMPLOYER		280.76
$HRPAYJNL	F 18/12/2020	5% COUNCIL MATCHED COMPANY CONTRIBUTION		195.52
$HRPAYJNL	F 18/12/2020	EMPLOYEE CONTRIBUTION - POST TAX (%)		218.24
$HRPAYJNL	F 18/12/2020	SGC COMPULSORY - EMPLOYER		445.29
$HRPAYJNL	F 18/12/2020	5% COUNCIL MATCHED COMPANY CONTRIBUTION		121.58
$HRPAYJNL	F 18/12/2020	SGC COMPULSORY - EMPLOYER		1,509.45
$HRPAYJNL	F 18/12/2020	SGC COMPULSORY - EMPLOYER		221.76
$HRPAYJNL	F 18/12/2020	SGC COMPULSORY - EMPLOYER		2,203.22
$HRPAYJNL	F 18/12/2020	5% COUNCIL MATCHED COMPANY CONTRIBUTION		606.32
$HRPAYJNL	F 18/12/2020	SGC COMPULSORY - EMPLOYER		618.65
$HRPAYJNL	F 18/12/2020	SGC COMPULSORY - EMPLOYER		279.10
$HRPAYJNL	F 18/12/2020	5% COUNCIL MATCHED COMPANY CONTRIBUTION		31.12

Cheque/EFT Number	*Payment Date*	*Payee*		*Payment Amount*
$HRPAYJNL	F 18/12/2020	5% COUNCIL MATCHED COMPANY CONTRIBUTION		58.36
$HRPAYJNL	F 18/12/2020	5% COUNCIL MATCHED COMPANY CONTRIBUTION		234.36
$HRPAYJNL	F 18/12/2020	SGC COMPULSORY - EMPLOYER		2,563.04
$HRPAYJNL	F 18/12/2020	SGC COMPULSORY - EMPLOYER		1,021.29
$HRPAYJNL	F 18/12/2020	5% COUNCIL MATCHED COMPANY CONTRIBUTION		51.09
$HRPAYJNL	F 18/12/2020	SGC COMPULSORY - EMPLOYER		492.42
$HRPAYJNL	F 18/12/2020	SGC COMPULSORY - EMPLOYER		31.42
$HRPAYJNL	F 18/12/2020	SGC COMPULSORY - EMPLOYER		1,814.68
$HRPAYJNL	F 18/12/2020	5% COUNCIL MATCHED COMPANY CONTRIBUTION		194.53
$HRPAYJNL	F 18/12/2020	5% COUNCIL MATCHED COMPANY CONTRIBUTION		1,296.20
$HRPAYJNL	F 18/12/2020	SGC COMPULSORY - EMPLOYER		185.38
$HRPAYJNL	F 18/12/2020	SGC COMPULSORY - EMPLOYER		941.87
$HRPAYJNL	F 18/12/2020	SGC COMPULSORY - EMPLOYER		774.00
$HRPAYJNL	F 18/12/2020	5% COUNCIL MATCHED COMPANY CONTRIBUTION		62.62
$HRPAYJNL	F 18/12/2020	5% COUNCIL MATCHED COMPANY CONTRIBUTION		194.53
$HRPAYJNL	F 18/12/2020	SGC COMPULSORY - EMPLOYER		368.91
$HRPAYJNL	F 18/12/2020	5% COUNCIL MATCHED COMPANY CONTRIBUTION		116.72
$HRPAYJNL	F 18/12/2020	SGC COMPULSORY - EMPLOYER		380.35
$HRPAYJNL	EF 18/12/2020	5% COUNCIL MATCHED COMPANY CONTRIBUTION		286.32
$HRPAYJNL	F 18/12/2020	5% COUNCIL MATCHED COMPANY CONTRIBUTION		174.63
$HRPAYJNL	F 18/12/2020	5% COUNCIL MATCHED COMPANY CONTRIBUTION		3,646.71
$HRPAYJNL	F 18/12/2020	SGC COMPULSORY - EMPLOYER		458.64
$HRPAYJNL	EF 18/12/2020	SGC COMPULSORY - EMPLOYER		499.01
$HRPAYJNL	F 18/12/2020	5% COUNCIL MATCHED COMPANY CONTRIBUTION		178.84
$HRPAYJNL	F 18/12/2020	SGC COMPULSORY - EMPLOYER		10,071.39
$HRPAYJNL	F 18/12/2020	SGC COMPULSORY - EMPLOYER		354.21
$HRPAYJNL	F 18/12/2020	5% COUNCIL MATCHED COMPANY CONTRIBUTION		277.62
$HRPAYJNL	F 18/12/2020	SGC COMPULSORY - EMPLOYER		618.64
$HRPAYJNL	EF 18/12/2020	5% COUNCIL MATCHED COMPANY CONTRIBUTION		561.51
$HRPAYJNL	EF 18/12/2020	SGC COMPULSORY - EMPLOYER		2,825.34
$HRPAYJNL	F 18/12/2020	5% COUNCIL MATCHED COMPANY CONTRIBUTION		266.05
$HRPAYJNL	EF 18/12/2020	SGC COMPULSORY - EMPLOYER		2,987.04
$HRPAYJNL	EF 18/12/2020	5% COUNCIL MATCHED COMPANY CONTRIBUTION		244.19
$HRPAYJNL	EF 18/12/2020	SGC COMPULSORY - EMPLOYER		1,735.81
$HRPAYJNL	F 18/12/2020	5% COUNCIL MATCHED COMPANY CONTRIBUTION		216.70
$HRPAYJNL	F 18/12/2020	5% COUNCIL MATCHED COMPANY CONTRIBUTION		121.58
$HRPAYJNL	F 18/12/2020	5% COUNCIL MATCHED COMPANY CONTRIBUTION		10.80

From Period 6 **To Period** 6 From Date 1/12/2020 To Date 31/12/2020

Cheque/EFT Number	*Payment Date*	*Payee*		*Payment Amount*
$HRPAYJNL	F 18/12/2020	5% COUNCIL MATCHED COMPANY CONTRIBUTION		10.80
$HRPAYJNL	F 18/12/2020	SGC COMPULSORY - EMPLOYER		2,839.30
$HRPAYJNL	F 18/12/2020	SGC COMPULSORY - EMPLOYER		2,443.05
$HRPAYJNL	F 18/12/2020	SGC COMPULSORY - EMPLOYER		3,653.13
$HRPAYJNL	EF 18/12/2020	SGC COMPULSORY - EMPLOYER		223.20
$HRPAYJNL	EF 18/12/2020	5% COUNCIL MATCHED COMPANY CONTRIBUTION		459.21
$HRPAYJNL	F 18/12/2020	5% COUNCIL MATCHED COMPANY CONTRIBUTION		38.51
$HRPAYJNL	F 18/12/2020	5% COUNCIL MATCHED COMPANY CONTRIBUTION		147.77
$HRPAYJNL	F 18/12/2020	SGC COMPULSORY - EMPLOYER		486.08
$HRPAYJNL	F 18/12/2020	SGC COMPULSORY - EMPLOYER		1,920.10
$HRPAYJNL	F 18/12/2020	SGC COMPULSORY - EMPLOYER		1,573.10
$HRPAYJNL	F 18/12/2020	SGC COMPULSORY - EMPLOYER		269.50
$HRPAYJNL	F 18/12/2020	SGC COMPULSORY - EMPLOYER		344.55
$HRPAYJNL	F 18/12/2020	SGC COMPULSORY - EMPLOYER		574.48
$HRPAYJNL	F 18/12/2020	SGC COMPULSORY - EMPLOYER		185.12
$HRPAYJNL	F 18/12/2020	5% COUNCIL MATCHED COMPANY CONTRIBUTION		219.88
$HRPAYJNL	F 18/12/2020	5% COUNCIL MATCHED COMPANY CONTRIBUTION		130.90
$HRPAYJNL	F 18/12/2020	SGC COMPULSORY - EMPLOYER		937.01
$HRPAYJNL	F 18/12/2020	5% COUNCIL MATCHED COMPANY CONTRIBUTION		144.84
$HRPAYJNL	F 18/12/2020	SGC COMPULSORY - EMPLOYER		316.96
$HRPAYJNL	F 18/12/2020	5% COUNCIL MATCHED COMPANY CONTRIBUTION		541.79
$HRPAYJNL	F 18/12/2020	SGC COMPULSORY - EMPLOYER		1,225.28
$HRPAYJNL	F 18/12/2020	SGC COMPULSORY - EMPLOYER		377.77
$HRPAYJNL	F 18/12/2020	5% COUNCIL MATCHED COMPANY CONTRIBUTION		260.54
$HRPAYJNL	F 18/12/2020	SGC COMPULSORY - EMPLOYER		255.29
$HRPAYJNL	F 18/12/2020	5% COUNCIL MATCHED COMPANY CONTRIBUTION		470.99
$HRPAYJNL	F 18/12/2020	SGC COMPULSORY - EMPLOYER		1,371.51
$HRPAYJNL	EF 18/12/2020	CC SCHEME EMPLOYEE CONTRIBUTION - POSTTA		1,829.95
$HRPAYJNL	F 18/12/2020	SGC COMPULSORY - EMPLOYER		719.60
$HRPAYJNL	F 18/12/2020	SGC COMPULSORY - EMPLOYER		417.78
$HRPAYJNL	F 18/12/2020	SGC COMPULSORY - EMPLOYER		601.17
$HRPAYJNL	F 18/12/2020	SGC COMPULSORY - EMPLOYER		854.23
$HRPAYJNL	F 18/12/2020	SGC COMPULSORY - EMPLOYER		417.00
$HRPAYJNL	F 18/12/2020	SGC COMPULSORY - EMPLOYER		602.08
$HRPAYJNL	EF 18/12/2020	SGC COMPULSORY - EMPLOYER		961.90
$HRPAYJNL	F 18/12/2020	SGC COMPULSORY - EMPLOYER		45.54
$HRPAYJNL	F 18/12/2020	SGC COMPULSORY - EMPLOYER		945.99

Cheque/EFT Number	*Payment Date*	*Payee*		*Payment Amount*
$HRPAYJNL	F 18/12/2020	SGC COMPULSORY - EMPLOYER		69.68
$HRPAYJNL	F 18/12/2020	SGC COMPULSORY - EMPLOYER		142.31
$HRPAYJNL	F 18/12/2020	5% COUNCIL MATCHED COMPANY CONTRIBUTION		47.07
$HRPAYJNL	F 18/12/2020	SGC COMPULSORY - EMPLOYER		682.02
$HRPAYJNL	F 18/12/2020	5% COUNCIL MATCHED COMPANY CONTRIBUTION		349.01
$HRPAYJNL	F 18/12/2020	5% COUNCIL MATCHED COMPANY CONTRIBUTION		250.81
$HRPAYJNL	F 18/12/2020	5% COUNCIL MATCHED COMPANY CONTRIBUTION		1,612.71
$HRPAYJNL	F 18/12/2020	5% COUNCIL MATCHED COMPANY CONTRIBUTION		534.00
$HRPAYJNL	EF 18/12/2020	SGC COMPULSORY - EMPLOYER		8,399.01
$HRPAYJNL	F 18/12/2020	5% COUNCIL MATCHED COMPANY CONTRIBUTION		77.27
$HRPAYJNL	F 18/12/2020	5% COUNCIL MATCHED COMPANY CONTRIBUTION		128.38
$HRPAYJNL	F 18/12/2020	SGC COMPULSORY - EMPLOYER		554.38
$HRPAYJNL	F 18/12/2020	SGC COMPULSORY - EMPLOYER		266.96
$HRPAYJNL	F 18/12/2020	5% COUNCIL MATCHED COMPANY CONTRIBUTION		120.61
$HRPAYJNL	EF 18/12/2020	SGC COMPULSORY - EMPLOYER		1,568.98
$HRPAYJNL	EF 18/12/2020	EMPLOYEE CONTRIBUTION - PRETAX (%)		1,048.45
$HRPAYJNL	F 18/12/2020	5% COUNCIL MATCHED COMPANY CONTRIBUTION		446.04
$HRPAYJNL	F 18/12/2020	SGC COMPULSORY - EMPLOYER		1,148.51
$HRPAYJNL	F 18/12/2020	5% COUNCIL MATCHED COMPANY CONTRIBUTION		194.53
$HRPAYJNL	F 18/12/2020	SGC COMPULSORY - EMPLOYER		1,052.69
$HRPAYJNL	F 18/12/2020	5% COUNCIL MATCHED COMPANY CONTRIBUTION		132.30
$HRPAYJNL	F 18/12/2020	SGC COMPULSORY - EMPLOYER		417.44
$HRPAYJNL	F 18/12/2020	5% COUNCIL MATCHED COMPANY CONTRIBUTION		91.05
$HRPAYJNL	F 18/12/2020	SGC COMPULSORY - EMPLOYER		91.73
$HRPAYJNL	F 18/12/2020	5% COUNCIL MATCHED COMPANY CONTRIBUTION		356.93
$HRPAYJNL	F 18/12/2020	SGC COMPULSORY - EMPLOYER		173.00
$HRPAYJNL	EF 18/12/2020	5% COUNCIL MATCHED COMPANY CONTRIBUTION		961.03
$HRPAYJNL	F 18/12/2020	5% COUNCIL MATCHED COMPANY CONTRIBUTION		239.45
$HRPAYJNL	F 18/12/2020	SGC COMPULSORY - EMPLOYER		644.56
$HRPAYJNL	F 18/12/2020	5% COUNCIL MATCHED COMPANY CONTRIBUTION		69.31
$HRPAYJNL	F 18/12/2020	5% COUNCIL MATCHED COMPANY CONTRIBUTION		10.80
$HRPAYJNL	F 18/12/2020	SGC COMPULSORY - EMPLOYER		91.73
$HRPAYJNL	F 18/12/2020	5% COUNCIL MATCHED COMPANY CONTRIBUTION		665.61
$HRPAYJNL	EF 18/12/2020	SGC COMPULSORY - EMPLOYER		594.40
$HRPAYJNL	F 18/12/2020	SGC COMPULSORY - EMPLOYER		1,661.87
$HRPAYJNL	F 18/12/2020	5% COUNCIL MATCHED COMPANY CONTRIBUTION		474.89
$HRPAYJNL	F 18/12/2020	SGC COMPULSORY - EMPLOYER		496.20

From Period 6 **To Period** 6 From Date 1/12/2020 To Date 31/12/2020

Cheque/EFT Number	*Payment Date*	*Payee*			*Payment Amount*
	$HRPAYJNL	F 18/12/2020	SGC COMPULSORY - EMPLOYER	427.59	
	$HRPAYJNL	F 18/12/2020	5% COUNCIL MATCHED COMPANY CONTRIBUTION	34.93	
	$HRPAYJNL	F 18/12/2020	SGC COMPULSORY - EMPLOYER	862.90	
	$HRPAYJNL	F 18/12/2020	SGC COMPULSORY - EMPLOYER	772.13	
	$HRPAYJNL	F 18/12/2020	SGC COMPULSORY - EMPLOYER	1,391.44	
	$HRPAYJNL	F 18/12/2020	CC SCHEME EMPLOYEE CONTRIBUTION - PRETAX	22,403.67	
	$HRPAYJNL	EF 18/12/2020	5% COUNCIL MATCHED COMPANY CONTRIBUTION	535.93	
	$HRPAYJNL	F 18/12/2020	5% COUNCIL MATCHED COMPANY CONTRIBUTION	216.70	
	$HRPAYJNL	F 18/12/2020	5% COUNCIL MATCHED COMPANY CONTRIBUTION	258.08	
	$HRPAYJNL	F 18/12/2020	5% COUNCIL MATCHED COMPANY CONTRIBUTION	1,469.68	
	$HRPAYJNL	F 18/12/2020	SGC COMPULSORY - EMPLOYER	949.63	
	$HRPAYJNL	F 18/12/2020	5% COUNCIL MATCHED COMPANY CONTRIBUTION	241.39	
	$HRPAYJNL	F 18/12/2020	SGC COMPULSORY - EMPLOYER	193.99	
	$HRPAYJNL	F 18/12/2020	SGC COMPULSORY - EMPLOYER	1,114.21	
	$HRPAYJNL	F 18/12/2020	5% COUNCIL MATCHED COMPANY CONTRIBUTION	121.36	
	$HRPAYJNL	F 18/12/2020	SGC COMPULSORY - EMPLOYER	20.51	
	$HRPAYJNL	F 18/12/2020	5% COUNCIL MATCHED COMPANY CONTRIBUTION	23.97	
	$HRPAYJNL	F 18/12/2020	5% COUNCIL MATCHED COMPANY CONTRIBUTION	38.04	
	$HRPAYJNL	EF 18/12/2020	5% COUNCIL MATCHED COMPANY CONTRIBUTION	155.20	
	$HRPAYJNL	F 18/12/2020	SGC COMPULSORY - EMPLOYER	2,462.77	
	$HRPAYJNL	F 18/12/2020	5% COUNCIL MATCHED COMPANY CONTRIBUTION	66.57	
	$HRPAYJNL	F 18/12/2020	5% COUNCIL MATCHED COMPANY CONTRIBUTION	10.80	
	$HRPAYJNL	F 18/12/2020	SGC COMPULSORY - EMPLOYER	1,033.03	
	$HRPAYJNL	F 18/12/2020	SGC COMPULSORY - EMPLOYER	20.37	
	$HRPAYJNL	F 18/12/2020	5% COUNCIL MATCHED COMPANY CONTRIBUTION	102.11	
	$HRPAYJNL	F 18/12/2020	5% COUNCIL MATCHED COMPANY CONTRIBUTION	134.37	
	$HRPAYJNL	F 18/12/2020	SGC COMPULSORY - EMPLOYER	91.73	
	$HRPAYJNL	F 18/12/2020	SGC COMPULSORY - EMPLOYER	231.35	
	$HRPAYJNL	F 18/12/2020	SGC COMPULSORY - EMPLOYER	909.35	
	$HRPAYJNL	EF 18/12/2020	5% COUNCIL MATCHED COMPANY CONTRIBUTION	312.83	
	$HRPAYJNL	F 18/12/2020	SGC COMPULSORY - EMPLOYER	280.76	
	$HRPAYJNL	F 18/12/2020	SGC COMPULSORY - EMPLOYER	468.35	
	$HRPAYJNL	F 18/12/2020	SGC COMPULSORY - EMPLOYER	607.83	
210799	24/12/2020	MASTEC AUSTRALIA PTY LTD			20,428.06

	Invoice Number	*Payment Details*	*Amount*	*Discount*	*Retention*	*PPS*
$APINVCE	00077946	DEPOT STORE STOCK & CHRISTMAS PAGEANT 05	20,428.06			

Payment Details by Invoice

MUNICIPAL FUND

From Period 6 **To Period** 6 From Date 1/12/2020 To Date 31/12/2020

Cheque/EFT Number	*Payment Date*	*Payee*						*Payment Amount*
210800	24/12/2020	ELECTRICITY GENERATION AND RETAIL CORPORATION						258.27
		Invoice Number	*Payment Details*	*Amount*	*Discount*	*Retention*	*PPS*	
	$APINVCE	335251120	USAGE	62.72				
	$APINVCE	283130220	USAGE	195.55				
210801	24/12/2020	BLACKWOODS ATKINS						557.76
		Invoice Number	*Payment Details*	*Amount*	*Discount*	*Retention*	*PPS*	
	$APINVCE	PE8666YJ	WHEEL NUT INDICATOR TO SHOW IF WHEEL NUT	107.80				
	$APINVCE	PE0712YJ	STORES STOCK	449.96				
210802	24/12/2020	SOIL'N SAND PTY LTD						676.50
		Invoice Number	*Payment Details*	*Amount*	*Discount*	*Retention*	*PPS*	
	$APINVCE	INV-8632	STORES STOCK	676.50				
210803	24/12/2020	ES2 PTY LTD						4,950.00
		Invoice Number	*Payment Details*	*Amount*	*Discount*	*Retention*	*PPS*	
	$APINVCE	INV4798	ANNUAL PAYMENT CARD INDUSTRY DATA SECURI	4,950.00				
210804	24/12/2020	AUSTRALIAN HVAC SERVICES						7,650.50
		Invoice Number	*Payment Details*	*Amount*	*Discount*	*Retention*	*PPS*	
	$APINVCE	58245	HVAC PLANNED MAINTENANCE FOR 2020/2021 F	633.05				
	$APINVCE	58244	HVAC PLANNED MAINTENANCE FOR 2020/2021 F	7,017.45				
210805	24/12/2020	URBAN CIRCUS PTY LTD						13,475.00
		Invoice Number	*Payment Details*	*Amount*	*Discount*	*Retention*	*PPS*	
	$APINVCE	INV-02362	3D SOFTWARE RENEWAL	13,475.00				
210806	24/12/2020	HORIZON WEST LANDSCAPE & IRRIGATION PTY LTD						41,364.54
		Invoice Number	*Payment Details*	*Amount*	*Discount*	*Retention*	*PPS*	
	$APINVCE	00006819	PIONEER GARDENS IRRIGATION UPGRADE	41,198.38				
	$APINVCE	00006870	EXCAVATOR - MAINLINE REPAIR - POINT FRAS	166.16				
210807	24/12/2020	NINEOAKS P/L T/AS PERTH CITY GLASS						1,597.20
		Invoice Number	*Payment Details*	*Amount*	*Discount*	*Retention*	*PPS*	
	$APINVCE	00076771	SUPPLY OF 1 X GLASS PANEL 543MM X 1189MM	436.70				
	$APINVCE	00076770	SUPPLY GLASS PANELS 1 X 1225 X 1189 2 X	1,160.50				

Payment Details by Invoice

MUNICIPAL FUND

From Period 6 **To Period** 6 From Date 1/12/2020 To Date 31/12/2020

Cheque/EFT Number	*Payment Date*	*Payee*						*Payment Amount*
210808	24/12/2020	MULTI FIX WA						687.21
		Invoice Number	*Payment Details*	*Amount*	*Discount*	*Retention*	*PPS*	
	$APINVCE	S777528	SUPPLY OF S/S FIXINGS 6 X BOXES M6 X 50	687.21				
210809	24/12/2020	ALLPEST WA						297.00
		Invoice Number	*Payment Details*	*Amount*	*Discount*	*Retention*	*PPS*	
	$APINVCE	6277798	SPIDER TREATMENT CLAISEBROOK TUNNELS X 2	297.00				
210810	24/12/2020	DORMAKABA AUSTRALIA PTY LTD						4,201.45
		Invoice Number	*Payment Details*	*Amount*	*Discount*	*Retention*	*PPS*	
	$APINVCE	35WA808912	PLANNED AUTODOOR MAINTENANCE AS PER	3,801.60				
	$APINVCE	35WA815092	UNPLANNED AUTODOOR MAINTENANCE FOR	399.85				
210811	24/12/2020	BUNGAREE LAUNDRY SERVICES						127.60
		Invoice Number	*Payment Details*	*Amount*	*Discount*	*Retention*	*PPS*	
	$APINVCE	00050747	BUNGAREE -COP CATERING LINEN SUPPLY	127.60				
210812	24/12/2020	BROWNES FOODS OPERATIONS PTY LTD						98.56
		Invoice Number	*Payment Details*	*Amount*	*Discount*	*Retention*	*PPS*	
	$APINVCE	15723254	DEPOT WEEKLY MILK DELIVERY 1 JULY 2020 -	98.56				
210813	24/12/2020	ICONIC PROPERTY SERVICES						11,362.66
		Invoice Number	*Payment Details*	*Amount*	*Discount*	*Retention*	*PPS*	
	$APINVCE	PSI011991	CLEANING AND LOCK UP SERVICES VARIOUS PR	11,362.66				
210814	24/12/2020	THE TRUSTEE FOR TRJ TRUST						32,725.00
		Invoice Number	*Payment Details*	*Amount*	*Discount*	*Retention*	*PPS*	
	$APINVCE	147209	DRINKING FOUNTAINS	32,725.00				
210815	24/12/2020	CHAIN APPLICATIONS PTY LTD T/AS THE RIGGING SHED						972.62
		Invoice Number	*Payment Details*	*Amount*	*Discount*	*Retention*	*PPS*	
	$APINVCE	102554	QUARTERLY SLING INSPECTION & TAGGING OF	972.62				
210816	24/12/2020	AUSTRALIAN SERVICES UNION						440.30
		Invoice Number	*Payment Details*	*Amount*	*Discount*	*Retention*	*PPS*	
	$HRPAYJNL	EF 18/12/2020	AUSTRALIAN SERVICES UNION	25.90				
	$HRPAYJNL	F 18/12/2020	AUSTRALIAN SERVICES UNION	414.40				

Payment Details by Invoice

MUNICIPAL FUND

From Period 6 **To Period** 6 From Date 1/12/2020 To Date 31/12/2020

Cheque/EFT Number	Payment Date	Payee						Payment Amount
210817	24/12/2020	COLLEAGUES NAGELS PTY LTD						3,735.60
		Invoice Number	*Payment Details*	*Amount*	*Discount*	*Retention*	*PPS*	
	$APINVCE	R46182	REINO TICKETS 300 ROLLS & CARDCLENE CARD	3,735.60				
210818	24/12/2020	NATURAL AREA CONSULTING MANAGEMENT SERVICES						668.80
		Invoice Number	*Payment Details*	*Amount*	*Discount*	*Retention*	*PPS*	
	$APINVCE	00014422	INFILL PLANTS FOR THE NARROWS	668.80				
210819	24/12/2020	MARK REISINGER T/AS MFR AUTOELECTRICS						3,414.04
		Invoice Number	*Payment Details*	*Amount*	*Discount*	*Retention*	*PPS*	
	$APINVCE	1958	CALL OUT TO RECTIFY FAULTS IN RUBBISH TR	836.00				
	$APINVCE	1959	CALL OUT TO RECTIFY FAULTS IN RUBBISH TR	178.03				
	$APINVCE	1960	CALL OUT TO RECTIFY FAULTS IN RUBBISH TR	402.38				
	$APINVCE	1957	CALL OUT TO RECTIFY FAULTS IN RUBBISH TR	1,037.19				
	$APINVCE	1956	CALL OUT TO RECTIFY FAULTS IN RUBBISH TR	697.95				
	$APINVCE	1961	CALL OUT TO RECTIFY FAULTS IN RUBBISH TR	262.49				
210820	24/12/2020	THE BRAND AGENCY						48,645.22
		Invoice Number	*Payment Details*	*Amount*	*Discount*	*Retention*	*PPS*	
	$APINVCE	245448	ALWAYS ON - OCTOBER ROUND TABLE	1,573.00				
	$APINVCE	246033	NEWS & UPDATES UX	18,884.72				
	$APINVCE	246306	ALWAYS ON MARKETING - NOV - DIGITAL MEDI	8,992.50				
	$APINVCE	246307	ALWAYS ON MARKETING - NOV - DIGITAL MEDI	19,195.00				
210821	24/12/2020	ELEMENT ADVISORY PTY LTD T/AS THE PLANNING GROUP						599.50
		Invoice Number	*Payment Details*	*Amount*	*Discount*	*Retention*	*PPS*	
	$APINVCE	52334	POINT FRASER OVERFLOW PARKING	599.50				
210822	24/12/2020	RENAE ANN RITSON T/AS THE GARDEN PARTY COMPANY						270.50
		Invoice Number	*Payment Details*	*Amount*	*Discount*	*Retention*	*PPS*	
	$APINVCE	1446	LAWN GAMES FOR END OF YEAR STAFF EVENT 1	270.50				
210823	24/12/2020	ROWSON'S PLUMBING SERVICES PTY LTD						224.40
		Invoice Number	*Payment Details*	*Amount*	*Discount*	*Retention*	*PPS*	
	$APINVCE	818557	SUPPLY OF LABOR & MATERIALS BURST SECTIO	224.40				

Payment Details by Invoice

MUNICIPAL FUND

From Period 6 **To Period** 6 From Date 1/12/2020 To Date 31/12/2020

Cheque/EFT Number	*Payment Date*	*Payee*						*Payment Amount*
210824	24/12/2020	MUSIC BOOK STORIES INC T/AS MUSIC BOOK						5,000.00
		Invoice Number	*Payment Details*	*Amount*	*Discount*	*Retention*	*PPS*	
	$APINVCE	071220	ARTS & CULTURE QRG - PERFORMANCES OF MEM	5,000.00				
210825	24/12/2020	ALLMAKES PTY LTD T/AS BRANDWORX AUSTRALIA						370.44
		Invoice Number	*Payment Details*	*Amount*	*Discount*	*Retention*	*PPS*	
	$APINVCE	729012	UNIFORMS FOR 41 STAFF AT LIBRARY	226.85				
	$APINVCE	728990	UNIFORM FOR RANGERS 2020/21	143.59				
210826	24/12/2020	ACTRINIX SOLUTIONS						9,405.00
		Invoice Number	*Payment Details*	*Amount*	*Discount*	*Retention*	*PPS*	
	$APINVCE	INV-400816	30 SETS POST AND ARMS FOR WORKSTATIONS	9,405.00				
210827	24/12/2020	WINC AUSTRALIA PTY PTD						2,324.38
		Invoice Number	*Payment Details*	*Amount*	*Discount*	*Retention*	*PPS*	
	$APINVCE	9034583603	LEVEL 4 & RED ROOM CLEANING, KITCHEN AND	400.07				
	$APINVCE	9034467936	COMMUNITY DEVELOPMENT ALLIANCE	158.93				
	$APINVCE	9034212089	CATERING SUPPLIES AND BEVERAGES FOR COMM	34.54				
	$APINVCE	9034457654	WELFARE CENTRE STOCKS - COMMUNITY SAFETY	187.53				
	$APINVCE	9034536431	DEPOT CATERING, CLEANING & STATIONERY SU	30.23				
	$APINVCE	9034566055	STATIONARY AND KITCHEN SUPPLIES FOR LOWE	351.36				
	$APINVCE	9034565657	STATIONERY & KITCHEN SUPPLIER LVL 7	143.63				
	$APINVCE	9034583031	STATIONERY SUPPLIES, NON GST FOOD SUPPLI	187.50				
	$APINVCE	9034539351	AMENDMENT CREATED ON 11-AUG-2020 AMOUNT	207.24				
	$APINVCE	9034481702	CEO ALLIANCE STATIONERY 2020-21	177.67				
	$APINVCE	9034565232	STATIONARY FOR CITIPLACE CHILD CARE CENT	362.58				
	$APINVCE	9034536117	STATIONERY ORDER FOR CITY RECORDS	53.22				
	$APINVCE	9034597371	COMMUNITY DEVELOPMENT ALLIANCE	29.88				
210828	24/12/2020	WESTERN IRRIGATION PTY LTD						33,565.40
		Invoice Number	*Payment Details*	*Amount*	*Discount*	*Retention*	*PPS*	
	$APINVCE	P45842	WINGFIELD AVE - BORE DOSING SYSTEM	33,565.40				
210829	24/12/2020	CLASESOFT PTY LTD						2,083.09
		Invoice Number	*Payment Details*	*Amount*	*Discount*	*Retention*	*PPS*	
	$APINVCE	21868	THIS IS FOR THE LICENSE RENEWAL FOR THE	2,083.09				

Payment Details by Invoice

MUNICIPAL FUND

From Period 6 **To Period** 6 From Date 1/12/2020 To Date 31/12/2020

Cheque/EFT Number	*Payment Date*	*Payee*						*Payment Amount*
210830	24/12/2020	MRS THERESA WALLEY						1,500.00
		Invoice Number	*Payment Details*	*Amount*	*Discount*	*Retention*	*PPS*	
	$APINVCE	18122020	ELDERS FILMING STORY TELLING-21 DEC 2020	1,500.00				
210831	24/12/2020	WINDOW WIPERS						1,050.50
		Invoice Number	*Payment Details*	*Amount*	*Discount*	*Retention*	*PPS*	
	$APINVCE	WW24156	VARIOUS SITES -WINDOW CLEANING - 2020/21	418.00				
	$APINVCE	WW24208	CITIPLACE CHILD CARE CENTRE - SKYLIGHTS	550.00				
	$APINVCE	WW24220	COMMUNITY CENTRE - DINING ROOM WINDOW CL	82.50				
210832	24/12/2020	HOBAN RECRUITMENT						9,357.83
		Invoice Number	*Payment Details*	*Amount*	*Discount*	*Retention*	*PPS*	
	$APINVCE	H50921	ELECTRICAL ENGINEER TEMP	2,792.63				
	$APINVCE	H50924	ENGAGEMENT OF ALANA DOWLEY FOR PERIOD 30	3,520.00				
	$APINVCE	H50922	HOBAN - LABOUR HIRE 20/21	3,045.20				
210833	24/12/2020	KRYSTINA MILOSEVICH						160.00
		Invoice Number	*Payment Details*	*Amount*	*Discount*	*Retention*	*PPS*	
	$APINVCE	101	ALWAYS ON - VEGAN BLOG AND PROMOTION	160.00				
210834	24/12/2020	MARGARET CULBONG						1,500.00
		Invoice Number	*Payment Details*	*Amount*	*Discount*	*Retention*	*PPS*	
	$APINVCE	18122020	ELDERS FILMING STORY TELLING-21 DEC 2020	1,500.00				
210835	24/12/2020	BEN TAYLOR						3,000.00
		Invoice Number	*Payment Details*	*Amount*	*Discount*	*Retention*	*PPS*	
	$APINVCE	18122020	ELDERS FILMING STORY TELLING-21 DEC 2020	3,000.00				
210836	24/12/2020	NOEL NANNUP						3,000.00
		Invoice Number	*Payment Details*	*Amount*	*Discount*	*Retention*	*PPS*	
	$APINVCE	18122020	ELDERS FILMING STORY TELLING-21 DEC 2020	3,000.00				
210837	24/12/2020	ALBERT MCNAMARA						1,500.00
		Invoice Number	*Payment Details*	*Amount*	*Discount*	*Retention*	*PPS*	
	$APINVCE	18122020	ELDERS FILMING STORY TELLING-21 DEC 2020	1,500.00				

Payment Details by Invoice

MUNICIPAL FUND

From Period 6 **To Period** 6 From Date 1/12/2020 To Date 31/12/2020

Cheque/EFT Number	Payment Date	Payee						Payment Amount
210838	24/12/2020	IRENE MCNAMARA						1,500.00
		Invoice Number	*Payment Details*	*Amount*	*Discount*	*Retention*	*PPS*	
	$APINVCE	18122020	ELDERS FILMING STORY TELLING-21 DEC 2020	1,500.00				
210839	24/12/2020	EDGE TRANSPORT SOLUTIONS PTY LTD						1,386.00
		Invoice Number	*Payment Details*	*Amount*	*Discount*	*Retention*	*PPS*	
	$APINVCE	1906	HAY AND PIER ST INTERSECTION RTM - CYGNA	1,386.00				
210840	24/12/2020	ENVIRO INFRASTRUCTURE PTY LTD						5,169.85
		Invoice Number	*Payment Details*	*Amount*	*Discount*	*Retention*	*PPS*	
	$APINVCE	6408	STREET MAINTENANCE - 1 X BOLLARD DESIGN	1,276.39				
	$APINVCE	6431	PART 2 OF COMPACTOR WELD REPAIRS TO ISUZ	37.83				
	$APINVCE	6441	TREE GRATE CUTTING/MODIFYING	1,458.17				
	$APINVCE	6411	CHRISTMAS DECORATIONS MODIFY BRACKETS -	2,397.46				
210841	24/12/2020	OH HEY WA						1,650.00
		Invoice Number	*Payment Details*	*Amount*	*Discount*	*Retention*	*PPS*	
	$APINVCE	INV-0419	VIDEOS 3 - 6 FOR ICONIC PERTH PLACES SER	1,650.00				
210842	24/12/2020	FARLEY STEWART GARLETT						1,500.00
		Invoice Number	*Payment Details*	*Amount*	*Discount*	*Retention*	*PPS*	
	$APINVCE	18122020	ELDERS FILMING STORY TELLING-21 DEC 2020	1,500.00				
210843	24/12/2020	MURIEL BOWIE						1,500.00
		Invoice Number	*Payment Details*	*Amount*	*Discount*	*Retention*	*PPS*	
	$APINVCE	18122020	ELDERS FILMING STORY TELLING-21 DEC 2020	1,500.00				
210844	24/12/2020	ARI (AUST) PTY LTD T/AS THE WORKERS SHOP						1,200.00
		Invoice Number	*Payment Details*	*Amount*	*Discount*	*Retention*	*PPS*	
	$APINVCE	TWS26870	PARKING SERVICES UNIFORMS - ABORIGINAL D	1,200.00				
210845	24/12/2020	SENSEI PRODUCTIVITY PTY LTD T/AS SENSEI PROJECT						1,760.00
		Invoice Number	*Payment Details*	*Amount*	*Discount*	*Retention*	*PPS*	
	$APINVCE	3920	PROJECT PORTFOLIO MANAGEMENT SYSTEM	1,760.00				

Payment Details by Invoice

MUNICIPAL FUND

From Period 6 **To Period** 6 From Date 1/12/2020 To Date 31/12/2020

Cheque/EFT Number	*Payment Date*	*Payee*						*Payment Amount*
210846	24/12/2020	THE TRUSTEE FOR THE CHARLIES FAMILY TRUST T/AS						3,135.00
		Invoice Number	*Payment Details*	*Amount*	*Discount*	*Retention*	*PPS*	
	$APINVCE	INV-1431	CHICHO GELATO SIDEWALK SOUNDS SERIES WE	3,135.00				
210847	24/12/2020	DRY CLEANING EXPRESS PTY LTD T/AS DRYCLEAN &						30.80
		Invoice Number	*Payment Details*	*Amount*	*Discount*	*Retention*	*PPS*	
	$APINVCE	2009	DRY CLEANING FOR PARKING INFORMATION OFF	30.80				
210848	24/12/2020	T.J GREEN & D.A PARISH T/AS THE HYBRID MINDS						932.00
		Invoice Number	*Payment Details*	*Amount*	*Discount*	*Retention*	*PPS*	
	$APINVCE	10197	KID CRITICS - CHRISTMAS LIGHTS TRAIL VID	932.00				
210849	24/12/2020	TSTEE GREEN F/TRUST & TSTEE HOOD F/TRUST T/A OFFICE						82.72
		Invoice Number	*Payment Details*	*Amount*	*Discount*	*Retention*	*PPS*	
	$APINVCE	143043	LEVEL 8 MILK SUPPLIES	82.72				
210850	24/12/2020	NEVERFAIL SPRINGWATER LIMITED						63.36
		Invoice Number	*Payment Details*	*Amount*	*Discount*	*Retention*	*PPS*	
	$APINVCE	150123	DRINKING WATER FOR PARKS CRIB ROOMS	63.36				
210851	24/12/2020	DULUXGROUP(AUSTRALIA)PTY LTD T/AS DULUX						296.19
		Invoice Number	*Payment Details*	*Amount*	*Discount*	*Retention*	*PPS*	
	$APINVCE	WC04-0321154	PAINT AND HARDWARE SUPPLIES FOR USE IN G	37.38				
	$APINVCE	WC04-0321009	PAINT AND HARDWARE SUPPLIES FOR USE IN G	85.16				
	$APINVCE	320561	PAINT AND HARDWARE SUPPLIES FOR USE IN G	173.65				
210852	24/12/2020	DIRECT MEMORY ACCESS PTY LTD						8,968.30
		Invoice Number	*Payment Details*	*Amount*	*Discount*	*Retention*	*PPS*	
	$APINVCE	01505001	30 X 27" LENOVO LCD FOR CORPORATE USE	8,968.30				
210853	24/12/2020	THE KNOWLEDGE ACADEMY AUSTRALIA PTY LTD						7,700.00
		Invoice Number	*Payment Details*	*Amount*	*Discount*	*Retention*	*PPS*	
	$APINVCE	SI0116943	TRAINING FOR 5 STAFF APPROVED LEARNING F	7,700.00				
210854	24/12/2020	CMAK TECHNOLOGIES PTY LTD T.AS CMAKTECH						363.31
		Invoice Number	*Payment Details*	*Amount*	*Discount*	*Retention*	*PPS*	
	$APINVCE	1543	Q1427 CMAK PRINTER	363.31				

Payment Details by Invoice

MUNICIPAL FUND

From Period 6 **To Period** 6 From Date 1/12/2020 To Date 31/12/2020

Cheque/EFT Number	*Payment Date*	*Payee*						*Payment Amount*
210855	24/12/2020	CAFE CORPORATE (AUST) PTY LTD T/AS CAFE CORPORATE						63.36
		Invoice Number	*Payment Details*	*Amount*	*Discount*	*Retention*	*PPS*	
	$APINVCE	192326	CLEANER & FILTER FOR COFFEE MACHINE ON L	63.36				
210856	24/12/2020	HERITAGE WAY PTY LTD (DOMUS NURSERY)						4,722.16
		Invoice Number	*Payment Details*	*Amount*	*Discount*	*Retention*	*PPS*	
	$APINVCE	148377	NATIVE PLANTS FOR THE MALLS, TOWN HALL A	4,722.16				
210857	24/12/2020	THE GRIFFITH FAMILY TRUST T/AS SUPERSTOCK SERVICES						129.93
		Invoice Number	*Payment Details*	*Amount*	*Discount*	*Retention*	*PPS*	
	$APINVCE	40436603	MILK FOR CHILD CARE	79.53				
	$APINVCE	40436604	FRUIT JUICE AND DAIRY PRODUCTS FOR THE C	50.40				
210858	24/12/2020	BIG ISSUE IN AUSTRALIA LIMITED T/AS THE BIG ISSUE						2,475.00
		Invoice Number	*Payment Details*	*Amount*	*Discount*	*Retention*	*PPS*	
	$APINVCE	00022521	THE COMMUNITY CENTRE SELLS THE BIG ISSUE	2,475.00				
210859	24/12/2020	SELECT FRESH PTY LTD						660.62
		Invoice Number	*Payment Details*	*Amount*	*Discount*	*Retention*	*PPS*	
	$APINVCE	285516	FRUIT AND VEGETABLES	73.12				
	$APINVCE	285628	FRUIT AND VEG FOR CHILD CARE	181.12				
	$APINVCE	285913	FRUIT AND VEGETABLES	71.37				
	$APINVCE	286071	FRUIT AND VEGETABLES	111.41				
	$APINVCE	285788	FRUIT AND VEGETABLES	223.60				
210860	24/12/2020	303 MULLENLOWE AUSTRALIA PTY LTD T/AS 303						18,397.14
		Invoice Number	*Payment Details*	*Amount*	*Discount*	*Retention*	*PPS*	
	$APINVCE	5000758595	CHRISTMAS LIGHT TRAIL BOOKLET PRINTING -	5,484.79				
	$APINVCE	5000747272	CHRISTMAS KEY VISUAL ADAPTIONS	3,276.35				
	$APINVCE	5000762833	XMAS THEME VIDEOS PRODUCTION	5,219.50				
	$APINVCE	5000762834	CHRISTMAS SOCIAL CONTENT PRODUCTION - CO	4,416.50				
210861	24/12/2020	HANG ART PTY LTD						1,837.00
		Invoice Number	*Payment Details*	*Amount*	*Discount*	*Retention*	*PPS*	
	$APINVCE	INV-0965	ARTWORK TRANSPORT AND INSTALLATION	1,837.00				

Payment Details by Invoice

MUNICIPAL FUND

From Period 6 **To Period** 6 From Date 1/12/2020 To Date 31/12/2020

Cheque/EFT Number	Payment Date	Payee						Payment Amount
210862	24/12/2020	ROOFORCE FACILITY SERVICES PTY LTD						3,245.00
		Invoice Number	*Payment Details*	*Amount*	*Discount*	*Retention*	*PPS*	
	$APINVCE	IV00000000857	ROO FORCE FACILITY SERVICES	3,245.00				
210863	24/12/2020	INITIATIVE MEDIA AUSTRALIA PTY LTD						1,639.00
		Invoice Number	*Payment Details*	*Amount*	*Discount*	*Retention*	*PPS*	
	$APINVCE	55136	PPP -ADVERTISING - OUTDOOR PRODUCTION	770.00				
	$APINVCE	55131	PPP -ADVERTISING - OUTDOOR INSTALLATION	825.00				
	$APINVCE	55135	PPP -ADVERTISING - CREATIVE MANAGEMENT	44.00				
210864	24/12/2020	GPC ASIA PACIFIC PTY LTD T/AS COVS						392.26
		Invoice Number	*Payment Details*	*Amount*	*Discount*	*Retention*	*PPS*	
	$APINVCE	1640254014	SUPPLY OF 10 X RED REFLECTOR PACKS 8401	63.91				
	$APINVCE	1640255013	SERVICE KITS FOR DEPOT UTES	328.35				
210865	24/12/2020	STANTEC AUSTRALIA PTY LTD						5,555.00
		Invoice Number	*Payment Details*	*Amount*	*Discount*	*Retention*	*PPS*	
	$APINVCE	259667	STRUCTURAL CONSULTANCY WORKS PERTH	5,555.00				
210866	24/12/2020	MODUS COMPLIANCE PTY LTD						1,787.50
		Invoice Number	*Payment Details*	*Amount*	*Discount*	*Retention*	*PPS*	
	$APINVCE	C3761	CONTAINER DEPOSIT SCHEME PROJECT FEE PRO	1,787.50				
210867	24/12/2020	DAVID YEUNG T/AS CAR CARE(WA)KEWDALE						280.00
		Invoice Number	*Payment Details*	*Amount*	*Discount*	*Retention*	*PPS*	
	$APINVCE	2288	POOL CAR CLEANING AT COUNCIL HOUSE LG CA	280.00				
210868	24/12/2020	JAKE CORMACK GRIFFIN						270.00
		Invoice Number	*Payment Details*	*Amount*	*Discount*	*Retention*	*PPS*	
	$APINVCE	202024	CHRISTMAS GRAPHIC DESIGN - DIGITAL	270.00				
210869	24/12/2020	BERNARD CARNEY						810.00
		Invoice Number	*Payment Details*	*Amount*	*Discount*	*Retention*	*PPS*	
	$APINVCE	227	COORDINATOR AND COMPERE TUESDAY	810.00				

Payment Details by Invoice

MUNICIPAL FUND

From Period 6 **To Period** 6 From Date 1/12/2020 To Date 31/12/2020

Cheque/EFT Number	*Payment Date*	*Payee*						*Payment Amount*
210870	24/12/2020	ACIL ALLEN CONSULTING PTY LTD T/AS ACIL ALLEN						61,224.00
		Invoice Number	*Payment Details*	*Amount*	*Discount*	*Retention*	*PPS*	
	$APINVCE	INV-1095	PROJECT FEE (REVIEW CITY OF PERTH PARKI	61,224.00				
210871	24/12/2020	CLEAR TO WORK PTY LTD T/AS CLEAR TO WORK						701.25
		Invoice Number	*Payment Details*	*Amount*	*Discount*	*Retention*	*PPS*	
	$APINVCE	0008	CLEAR TO WORK - POLICE CLEARANCES BLANKE	701.25				
210872	24/12/2020	THE TRUSTEE FOR THE BONNIE TRUST T/AS THE GELO						12,100.00
		Invoice Number	*Payment Details*	*Amount*	*Discount*	*Retention*	*PPS*	
	$APINVCE	INV-7319	CHRISTMAS CONCERTS- MC FAMOUS SHARRON	12,100.00				
210873	24/12/2020	ADRIAN WILSON T/AS ADRIAN WILSON MUSIC						880.00
		Invoice Number	*Payment Details*	*Amount*	*Discount*	*Retention*	*PPS*	
	$APINVCE	890	SIDEWALK SOUNDS PERFORMANCES IN WEST PER	880.00				

Payment Details by Invoice

MUNICIPAL FUND

From Period 6 **To Period** 6 From Date 1/12/2020 To Date 31/12/2020

Cheque/EFT Number	*Payment Date*	*Payee*	*Payment Amount*
210874	24/12/2020	THE TRUSTEE FOR AWARE SUPER	77,420.20

	Invoice Number	*Payment Details*	*Amount*	*Discount*	*Retention*	*PPS*
$HRPAYJNL	F 18/12/2020	5% COUNCIL MATCHED COMPANY CONTRIBUTION	259.11			
$HRPAYJNL	F 18/12/2020	SGC COMPULSORY - EMPLOYER	280.77			
$HRPAYJNL	F 18/12/2020	SGC COMPULSORY - EMPLOYER	129.90			
$HRPAYJNL	EF 18/12/2020	5% COUNCIL MATCHED COMPANY CONTRIBUTION	306.44			
$HRPAYJNL	F 18/12/2020	SGC COMPULSORY - EMPLOYER	487.16			
$HRPAYJNL	F 18/12/2020	SGC COMPULSORY - EMPLOYER	184.68			
$HRPAYJNL	EF 18/12/2020	SGC COMPULSORY - EMPLOYER	1,307.89			
$HRPAYJNL	F 18/12/2020	SGC COMPULSORY - EMPLOYER	2,017.77			
$HRPAYJNL	EF 18/12/2020	5% COUNCIL MATCHED COMPANY CONTRIBUTION	65.10			
$HRPAYJNL	F 18/12/2020	SGC COMPULSORY - EMPLOYER	924.78			
$HRPAYJNL	F 18/12/2020	SGC COMPULSORY - EMPLOYER	99.04			
$HRPAYJNL	F 18/12/2020	SGC COMPULSORY - EMPLOYER	715.65			
$HRPAYJNL	F 18/12/2020	SGC COMPULSORY - EMPLOYER	444.97			
$HRPAYJNL	EF 18/12/2020	5% COUNCIL MATCHED COMPANY CONTRIBUTION	24.48			
$HRPAYJNL	F 18/12/2020	SGC COMPULSORY - EMPLOYER	218.93			
$HRPAYJNL	F 18/12/2020	SGC COMPULSORY - EMPLOYER	1,456.03			
$HRPAYJNL	F 18/12/2020	5% COUNCIL MATCHED COMPANY CONTRIBUTION	48.63			
$HRPAYJNL	F 18/12/2020	5% COUNCIL MATCHED COMPANY CONTRIBUTION	326.59			
$HRPAYJNL	F 18/12/2020	5% COUNCIL MATCHED COMPANY CONTRIBUTION	65.81			
$HRPAYJNL	F 18/12/2020	SGC COMPULSORY - EMPLOYER	99.04			
$HRPAYJNL	F 18/12/2020	SGC COMPULSORY - EMPLOYER	388.10			
$HRPAYJNL	F 18/12/2020	SGC COMPULSORY - EMPLOYER	1,202.37			
$HRPAYJNL	F 18/12/2020	EMPLOYEE CONTRIBUTION - PRETAX (%)	1,874.82			
$HRPAYJNL	F 18/12/2020	5% COUNCIL MATCHED COMPANY CONTRIBUTION	422.06			
$HRPAYJNL	F 18/12/2020	5% COUNCIL MATCHED COMPANY CONTRIBUTION	11.67			
$HRPAYJNL	F 18/12/2020	SGC COMPULSORY - EMPLOYER	285.68			
$HRPAYJNL	F 18/12/2020	5% COUNCIL MATCHED COMPANY CONTRIBUTION	107.31			
$HRPAYJNL	F 18/12/2020	5% COUNCIL MATCHED COMPANY CONTRIBUTION	41.77			
$HRPAYJNL	F 18/12/2020	SGC COMPULSORY - EMPLOYER	170.82			
$HRPAYJNL	F 18/12/2020	SGC COMPULSORY - EMPLOYER	376.99			
$HRPAYJNL	F 18/12/2020	SGC COMPULSORY - EMPLOYER	99.04			
$HRPAYJNL	F 18/12/2020	SGC COMPULSORY - EMPLOYER	119.45			
$HRPAYJNL	F 18/12/2020	5% COUNCIL MATCHED COMPANY CONTRIBUTION	292.39			
$HRPAYJNL	F 18/12/2020	SGC COMPULSORY - EMPLOYER	703.99			

Cheque/EFT Number	*Payment Date*	*Payee*		*Payment Amount*
$HRPAYJNL	EF 18/12/2020	CC SCHEME EMPLOYEE CONTRIBUTION - POSTTA		506.16
$HRPAYJNL	F 18/12/2020	SGC COMPULSORY - EMPLOYER		1,439.23
$HRPAYJNL	F 18/12/2020	SGC COMPULSORY - EMPLOYER		362.73
$HRPAYJNL	F 18/12/2020	5% COUNCIL MATCHED COMPANY CONTRIBUTION		164.61
$HRPAYJNL	F 18/12/2020	SGC COMPULSORY - EMPLOYER		626.99
$HRPAYJNL	F 18/12/2020	5% COUNCIL MATCHED COMPANY CONTRIBUTION		6.27
$HRPAYJNL	F 18/12/2020	5% COUNCIL MATCHED COMPANY CONTRIBUTION		163.45
$HRPAYJNL	EF 18/12/2020	SGC COMPULSORY - EMPLOYER		999.73
$HRPAYJNL	F 18/12/2020	5% COUNCIL MATCHED COMPANY CONTRIBUTION		38.50
$HRPAYJNL	EF 18/12/2020	SGC COMPULSORY - EMPLOYER		426.55
$HRPAYJNL	EF 18/12/2020	5% COUNCIL MATCHED COMPANY CONTRIBUTION		132.06
$HRPAYJNL	F 18/12/2020	SGC COMPULSORY - EMPLOYER		596.72
$HRPAYJNL	F 18/12/2020	SGC COMPULSORY - EMPLOYER		1,485.53
$HRPAYJNL	F 18/12/2020	SGC COMPULSORY - EMPLOYER		170.82
$HRPAYJNL	EF 18/12/2020	SGC COMPULSORY - EMPLOYER		494.03
$HRPAYJNL	F 18/12/2020	SGC COMPULSORY - EMPLOYER		99.04
$HRPAYJNL	F 18/12/2020	5% COUNCIL MATCHED COMPANY CONTRIBUTION		38.50
$HRPAYJNL	F 18/12/2020	SGC COMPULSORY - EMPLOYER		672.23
$HRPAYJNL	F 18/12/2020	5% COUNCIL MATCHED COMPANY CONTRIBUTION		57.12
$HRPAYJNL	F 18/12/2020	SGC COMPULSORY - EMPLOYER		598.60
$HRPAYJNL	F 18/12/2020	SGC COMPULSORY - EMPLOYER		167.76
$HRPAYJNL	F 18/12/2020	SGC COMPULSORY - EMPLOYER		11.91
$HRPAYJNL	F 18/12/2020	5% COUNCIL MATCHED COMPANY CONTRIBUTION		149.55
$HRPAYJNL	F 18/12/2020	5% COUNCIL MATCHED COMPANY CONTRIBUTION		94.07
$HRPAYJNL	F 18/12/2020	SGC COMPULSORY - EMPLOYER		843.46
$HRPAYJNL	F 18/12/2020	5% COUNCIL MATCHED COMPANY CONTRIBUTION		88.26
$HRPAYJNL	F 18/12/2020	SGC COMPULSORY - EMPLOYER		383.77
$HRPAYJNL	F 18/12/2020	5% COUNCIL MATCHED COMPANY CONTRIBUTION		97.26
$HRPAYJNL	F 18/12/2020	SGC COMPULSORY - EMPLOYER		1,329.02
$HRPAYJNL	F 18/12/2020	5% COUNCIL MATCHED COMPANY CONTRIBUTION		194.53
$HRPAYJNL	F 18/12/2020	SGC COMPULSORY - EMPLOYER		305.80
$HRPAYJNL	F 18/12/2020	SGC COMPULSORY - EMPLOYER		178.72
$HRPAYJNL	F 18/12/2020	SGC COMPULSORY - EMPLOYER		126.86
$HRPAYJNL	EF 18/12/2020	SGC COMPULSORY - EMPLOYER		123.70
$HRPAYJNL	F 18/12/2020	SGC COMPULSORY - EMPLOYER		374.07
$HRPAYJNL	F 18/12/2020	5% COUNCIL MATCHED COMPANY CONTRIBUTION		97.27
$HRPAYJNL	EF 18/12/2020	SGC COMPULSORY - EMPLOYER		1,087.15

Cheque/EFT Number	*Payment Date*	*Payee*		*Payment Amount*
$HRPAYJNL	F 18/12/2020	5% COUNCIL MATCHED COMPANY CONTRIBUTION		419.96
$HRPAYJNL	F 18/12/2020	SGC COMPULSORY - EMPLOYER		369.61
$HRPAYJNL	F 18/12/2020	SGC COMPULSORY - EMPLOYER		764.85
$HRPAYJNL	F 18/12/2020	5% COUNCIL MATCHED COMPANY CONTRIBUTION		97.20
$HRPAYJNL	F 18/12/2020	5% COUNCIL MATCHED COMPANY CONTRIBUTION		376.66
$HRPAYJNL	F 18/12/2020	CC SCHEME EMPLOYEE CONTRIBUTION - PRETAX		8,499.89
$HRPAYJNL	F 18/12/2020	EMPLOYEE CONTRIBUTION - PRETAX ($)		591.01
$HRPAYJNL	F 18/12/2020	5% COUNCIL MATCHED COMPANY CONTRIBUTION		144.26
$HRPAYJNL	F 18/12/2020	SGC COMPULSORY - EMPLOYER		914.99
$HRPAYJNL	F 18/12/2020	5% COUNCIL MATCHED COMPANY CONTRIBUTION		49.38
$HRPAYJNL	F 18/12/2020	5% COUNCIL MATCHED COMPANY CONTRIBUTION		295.56
$HRPAYJNL	F 18/12/2020	SGC COMPULSORY - EMPLOYER		1,026.59
$HRPAYJNL	F 18/12/2020	5% COUNCIL MATCHED COMPANY CONTRIBUTION		174.64
$HRPAYJNL	F 18/12/2020	SGC COMPULSORY - EMPLOYER		102.93
$HRPAYJNL	F 18/12/2020	SGC COMPULSORY - EMPLOYER		99.04
$HRPAYJNL	F 18/12/2020	5% COUNCIL MATCHED COMPANY CONTRIBUTION		82.30
$HRPAYJNL	F 18/12/2020	5% COUNCIL MATCHED COMPANY CONTRIBUTION		97.20
$HRPAYJNL	EF 18/12/2020	SGC COMPULSORY - EMPLOYER		893.15
$HRPAYJNL	F 18/12/2020	5% COUNCIL MATCHED COMPANY CONTRIBUTION		82.31
$HRPAYJNL	F 18/12/2020	SGC COMPULSORY - EMPLOYER		308.17
$HRPAYJNL	F 18/12/2020	SGC COMPULSORY - EMPLOYER		126.86
$HRPAYJNL	F 18/12/2020	5% COUNCIL MATCHED COMPANY CONTRIBUTION		142.09
$HRPAYJNL	EF 18/12/2020	5% COUNCIL MATCHED COMPANY CONTRIBUTION		88.56
$HRPAYJNL	F 18/12/2020	5% COUNCIL MATCHED COMPANY CONTRIBUTION		338.90
$HRPAYJNL	F 18/12/2020	SGC COMPULSORY - EMPLOYER		418.94
$HRPAYJNL	F 18/12/2020	5% COUNCIL MATCHED COMPANY CONTRIBUTION		458.09
$HRPAYJNL	EF 18/12/2020	SGC COMPULSORY - EMPLOYER		255.54
$HRPAYJNL	EF 18/12/2020	5% COUNCIL MATCHED COMPANY CONTRIBUTION		242.08
$HRPAYJNL	F 18/12/2020	SGC COMPULSORY - EMPLOYER		369.61
$HRPAYJNL	F 18/12/2020	5% COUNCIL MATCHED COMPANY CONTRIBUTION		38.50
$HRPAYJNL	F 18/12/2020	SGC COMPULSORY - EMPLOYER		1,127.97
$HRPAYJNL	F 18/12/2020	5% COUNCIL MATCHED COMPANY CONTRIBUTION		86.90
$HRPAYJNL	F 18/12/2020	5% COUNCIL MATCHED COMPANY CONTRIBUTION		42.00
$HRPAYJNL	EF 18/12/2020	5% COUNCIL MATCHED COMPANY CONTRIBUTION		306.92
$HRPAYJNL	F 18/12/2020	5% COUNCIL MATCHED COMPANY CONTRIBUTION		216.70
$HRPAYJNL	F 18/12/2020	5% COUNCIL MATCHED COMPANY CONTRIBUTION		43.21
$HRPAYJNL	F 18/12/2020	SGC COMPULSORY - EMPLOYER		773.78

Cheque/EFT Number	*Payment Date*	*Payee*		*Payment Amount*
$HRPAYJNL	F 18/12/2020	SGC COMPULSORY - EMPLOYER		369.61
$HRPAYJNL	F 18/12/2020	SGC COMPULSORY - EMPLOYER		170.81
$HRPAYJNL	F 18/12/2020	SGC COMPULSORY - EMPLOYER		389.52
$HRPAYJNL	F 18/12/2020	5% COUNCIL MATCHED COMPANY CONTRIBUTION		243.89
$HRPAYJNL	F 18/12/2020	SGC COMPULSORY - EMPLOYER		417.78
$HRPAYJNL	F 18/12/2020	SGC COMPULSORY - EMPLOYER		534.17
$HRPAYJNL	F 18/12/2020	SGC COMPULSORY - EMPLOYER		133.08
$HRPAYJNL	F 18/12/2020	5% COUNCIL MATCHED COMPANY CONTRIBUTION		41.77
$HRPAYJNL	F 18/12/2020	5% COUNCIL MATCHED COMPANY CONTRIBUTION		97.20
$HRPAYJNL	F 18/12/2020	SGC COMPULSORY - EMPLOYER		474.70
$HRPAYJNL	F 18/12/2020	5% COUNCIL MATCHED COMPANY CONTRIBUTION		210.55
$HRPAYJNL	F 18/12/2020	SGC COMPULSORY - EMPLOYER		200.50
$HRPAYJNL	F 18/12/2020	SGC COMPULSORY - EMPLOYER		645.52
$HRPAYJNL	F 18/12/2020	5% COUNCIL MATCHED COMPANY CONTRIBUTION		249.84
$HRPAYJNL	F 18/12/2020	SGC COMPULSORY - EMPLOYER		585.39
$HRPAYJNL	F 18/12/2020	SGC COMPULSORY - EMPLOYER		158.58
$HRPAYJNL	F 18/12/2020	SGC COMPULSORY - EMPLOYER		1,489.22
$HRPAYJNL	F 18/12/2020	SGC COMPULSORY - EMPLOYER		417.78
$HRPAYJNL	F 18/12/2020	SGC COMPULSORY - EMPLOYER		533.46
$HRPAYJNL	F 18/12/2020	SGC COMPULSORY - EMPLOYER		430.61
$HRPAYJNL	F 18/12/2020	5% COUNCIL MATCHED COMPANY CONTRIBUTION		156.77
$HRPAYJNL	F 18/12/2020	SGC COMPULSORY - EMPLOYER		1,637.61
$HRPAYJNL	F 18/12/2020	5% COUNCIL MATCHED COMPANY CONTRIBUTION		38.50
$HRPAYJNL	F 18/12/2020	SGC COMPULSORY - EMPLOYER		99.04
$HRPAYJNL	EF 18/12/2020	SGC COMPULSORY - EMPLOYER		353.27
$HRPAYJNL	F 18/12/2020	SGC COMPULSORY - EMPLOYER		567.83
$HRPAYJNL	F 18/12/2020	SGC COMPULSORY - EMPLOYER		534.53
$HRPAYJNL	F 18/12/2020	SGC COMPULSORY - EMPLOYER		85.93
$HRPAYJNL	F 18/12/2020	5% COUNCIL MATCHED COMPANY CONTRIBUTION		220.49
$HRPAYJNL	EF 18/12/2020	5% COUNCIL MATCHED COMPANY CONTRIBUTION		134.49
$HRPAYJNL	F 18/12/2020	SGC COMPULSORY - EMPLOYER		879.83
$HRPAYJNL	F 18/12/2020	SGC COMPULSORY - EMPLOYER		184.68
$HRPAYJNL	F 18/12/2020	SGC COMPULSORY - EMPLOYER		836.68
$HRPAYJNL	F 18/12/2020	SGC COMPULSORY - EMPLOYER		29.79
$HRPAYJNL	F 18/12/2020	SGC COMPULSORY - EMPLOYER		450.97
$HRPAYJNL	F 18/12/2020	SGC COMPULSORY - EMPLOYER		126.86
$HRPAYJNL	F 18/12/2020	5% COUNCIL MATCHED COMPANY CONTRIBUTION		38.50

Cheque/EFT Number	*Payment Date*	*Payee*			*Payment Amount*
	$HRPAYJNL	F 18/12/2020	5% COUNCIL MATCHED COMPANY CONTRIBUTION	115.23	
	$HRPAYJNL	F 18/12/2020	5% COUNCIL MATCHED COMPANY CONTRIBUTION	38.50	
	$HRPAYJNL	F 18/12/2020	5% COUNCIL MATCHED COMPANY CONTRIBUTION	41.77	
	$HRPAYJNL	F 18/12/2020	5% COUNCIL MATCHED COMPANY CONTRIBUTION	13.00	
	$HRPAYJNL	F 18/12/2020	SGC COMPULSORY - EMPLOYER	92.54	
	$HRPAYJNL	F 18/12/2020	SGC COMPULSORY - EMPLOYER	312.76	
	$HRPAYJNL	F 18/12/2020	5% COUNCIL MATCHED COMPANY CONTRIBUTION	38.50	
	$HRPAYJNL	F 18/12/2020	SGC COMPULSORY - EMPLOYER	750.95	
	$HRPAYJNL	F 18/12/2020	SGC COMPULSORY - EMPLOYER	1,213.66	
	$HRPAYJNL	F 18/12/2020	SGC COMPULSORY - EMPLOYER	793.02	
	$HRPAYJNL	F 18/12/2020	SGC COMPULSORY - EMPLOYER	617.08	
	$HRPAYJNL	EF 18/12/2020	SGC COMPULSORY - EMPLOYER	247.39	
	$HRPAYJNL	EF 18/12/2020	5% COUNCIL MATCHED COMPANY CONTRIBUTION	146.68	
	$HRPAYJNL	EF 18/12/2020	5% COUNCIL MATCHED COMPANY CONTRIBUTION	130.21	
	$HRPAYJNL	F 18/12/2020	SGC COMPULSORY - EMPLOYER	963.12	
	$HRPAYJNL	F 18/12/2020	5% COUNCIL MATCHED COMPANY CONTRIBUTION	15.68	
	$HRPAYJNL	F 18/12/2020	SGC COMPULSORY - EMPLOYER	302.80	
	$HRPAYJNL	EF 18/12/2020	EMPLOYEE CONTRIBUTION - PRETAX (%)	559.74	
	$HRPAYJNL	F 18/12/2020	5% COUNCIL MATCHED COMPANY CONTRIBUTION	304.61	
	$HRPAYJNL	F 18/12/2020	CC SCHEME EMPLOYEE CONTRIBUTION - POSTTA	1,351.97	
	$HRPAYJNL	F 18/12/2020	SGC COMPULSORY - EMPLOYER	593.12	
	$HRPAYJNL	F 18/12/2020	5% COUNCIL MATCHED COMPANY CONTRIBUTION	416.75	
	$HRPAYJNL	F 18/12/2020	SGC COMPULSORY - EMPLOYER	82.09	
	$HRPAYJNL	F 18/12/2020	SGC COMPULSORY - EMPLOYER	273.86	
	$HRPAYJNL	F 18/12/2020	SGC COMPULSORY - EMPLOYER	265.42	
	$HRPAYJNL	F 18/12/2020	SGC COMPULSORY - EMPLOYER	180.30	
	$HRPAYJNL	F 18/12/2020	SGC COMPULSORY - EMPLOYER	458.65	
	$HRPAYJNL	EF 18/12/2020	SGC COMPULSORY - EMPLOYER	681.00	
	$HRPAYJNL	F 18/12/2020	SGC COMPULSORY - EMPLOYER	167.76	
	$HRPAYJNL	F 18/12/2020	SGC COMPULSORY - EMPLOYER	64.86	
	$HRPAYJNL	EF 18/12/2020	CC SCHEME EMPLOYEE CONTRIBUTION - PRETAX	1,259.82	
210875	24/12/2020	GEMSTAR LED PTY LTD			3,153.97

	Invoice Number	*Payment Details*	*Amount*	*Discount*	*Retention*	*PPS*
$APINVCE	00000106	SMALL BUSINESS GRANT 20/21 GEMSTAR (MANN	3,153.97			

Payment Details by Invoice

MUNICIPAL FUND

From Period 6 **To Period** 6 From Date 1/12/2020 To Date 31/12/2020

Cheque/EFT Number	*Payment Date*	*Payee*						*Payment Amount*
210876	24/12/2020	SAMUEL NEWMAN T/AS MAKING NOISE						3,000.00
		Invoice Number	*Payment Details*	*Amount*	*Discount*	*Retention*	*PPS*	
	$APINVCE	72	ARTS AND CULTURE QRG - QUEST FOR THE NIG	3,000.00				
210877	24/12/2020	DAVID TODD						3,900.00
		Invoice Number	*Payment Details*	*Amount*	*Discount*	*Retention*	*PPS*	
	$APINVCE	1	ARTS & CULTURE QRG - NIGHTS AT FRINGE, B	3,900.00				
210878	24/12/2020	QUICK SUPER FUND						292.30
		Invoice Number	*Payment Details*	*Amount*	*Discount*	*Retention*	*PPS*	
	$HRPAYJNL	F 18/12/2020	SGC COMPULSORY - EMPLOYER	96.46				
	$HRPAYJNL	F 18/12/2020	SGC COMPULSORY - EMPLOYER	99.39				
	$HRPAYJNL	F 18/12/2020	SGC COMPULSORY - EMPLOYER	96.45				
210879	24/12/2020	THE TRUSTEE FOR THE GRADEN FAMILY TRUST T/A						4,125.00
		Invoice Number	*Payment Details*	*Amount*	*Discount*	*Retention*	*PPS*	
	$APINVCE	INVAPRO00005	SMALL BUSINESS GRANT 2020/21 AGILITY PRO	4,125.00				
210880	24/12/2020	BLUE COLLAR PEOPLE						15,133.14
		Invoice Number	*Payment Details*	*Amount*	*Discount*	*Retention*	*PPS*	
	$APINVCE	00149481	SUPPLY OF CARPENTER TEAM LEADER JOHN CRE	2,135.52				
	$APINVCE	00149477	LABOUR HIRE NIGHTSHIFT WE 29/11/20	8,625.74				
	$APINVCE	00149535	SUPPLY OF CARPENTER TEAM LEADER JOHN CRE	2,135.52				
	$APINVCE	00149480	ADRIAN PRUNSTER BLUE COLLAR CIVIL MAINT	341.20				
	$APINVCE	00149479	TA LABOUR HIRE - ROWAN FULLGRABE 42.5 HR	1,895.16				
210881	24/12/2020	BUNNINGS BUILDING SUPPLIES P/L						1,538.91
		Invoice Number	*Payment Details*	*Amount*	*Discount*	*Retention*	*PPS*	
	$APINVCE	2404/01337289	SUPPLY OF 21 X 60 X 30MM @ 1.8M JARRAH 1	762.03				
	$APINVCE	2404/00134243	SUPPLY 1 GARDENA 30M RETRACTABLE HOSE RE	236.55				
	$APINVCE	2404/01641562	SUPPLY 2 CYCLONE POLY SHORT HANDLE SHOVE	93.81				
	$APINVCE	2404/00134843	FOR PURCHASING EVENT SUPPLIES FOR UPCOMI	392.21				
	$APINVCE	2404/01296544	RATCHET TIE DOWN STRAPS FOR PARKS (NORTH	54.31				
210882	24/12/2020	CALTEX AUSTRALIA PETROLEUM PTY LTD						12,872.86
		Invoice Number	*Payment Details*	*Amount*	*Discount*	*Retention*	*PPS*	
	$APINVCE	9424936205	DEPOT FUEL	12,872.86				

Payment Details by Invoice

MUNICIPAL FUND

From Period 6 **To Period** 6 From Date 1/12/2020 To Date 31/12/2020

Cheque/EFT Number	*Payment Date*	*Payee*					*Payment Amount*
210883	24/12/2020	CFMEU MINING & ENERGY DIVISION					328.00
		Invoice Number	*Payment Details*	*Amount*	*Discount*	*Retention*	*PPS*
	$HRPAYJNL	F 18/12/2020	CFMEU	32.00			
	$HRPAYJNL	EF 18/12/2020	CFMEU	296.00			
210884	24/12/2020	CHEMFORM					753.60
		Invoice Number	*Payment Details*	*Amount*	*Discount*	*Retention*	*PPS*
	$APINVCE	339300	CHEMFORM	608.07			
	$APINVCE	339301	CHEMFORM	145.53			
210885	24/12/2020	CHILD SUPPORT AGENCY					1,187.69
		Invoice Number	*Payment Details*	*Amount*	*Discount*	*Retention*	*PPS*
	$HRPAYJNL	F 18/12/2020	ATO CHILD SUPPORT AGENCY	671.89			
	$HRPAYJNL	EF 18/12/2020	ATO CHILD SUPPORT AGENCY	515.80			
210886	24/12/2020	CITY OF PERTH STAFF SOCIAL CLUB					875.00
		Invoice Number	*Payment Details*	*Amount*	*Discount*	*Retention*	*PPS*
	$HRPAYJNL	F 4/12/2020	SOCIAL CLUB	7.00			
	$HRPAYJNL	EF 18/12/2020	SOCIAL CLUB	28.00			
	$HRPAYJNL	F 18/12/2020	SOCIAL CLUB	840.00			
210887	24/12/2020	DARDANUP BUTCHERING UNIT TRUST T/AS DARDANUP					1,144.79
		Invoice Number	*Payment Details*	*Amount*	*Discount*	*Retention*	*PPS*
	$APINVCE	BL551638	DARDANUP MEATS	397.87			
	$APINVCE	BL551173	DARDANUP MEATS	746.92			
210888	24/12/2020	LANDGATE					280.80
		Invoice Number	*Payment Details*	*Amount*	*Discount*	*Retention*	*PPS*
	$APINVCE	361157-1000042	LANDGATE - VALUATIONS, TITLE SEARCHES &	280.80			
210889	24/12/2020	FARINOSI & SONS PTY LTD					233.06
		Invoice Number	*Payment Details*	*Amount*	*Discount*	*Retention*	*PPS*
	$APINVCE	10986640	SUPPLY OF 1 X BUTT HINGE 85 X 60 ZP 2 PK	44.45			
	$APINVCE	10986639	SUPPLY OF 1 X COUNTERSINK BIT 13MM 1 X P	188.61			

Payment Details by Invoice

MUNICIPAL FUND

From Period 6 **To Period** 6 From Date 1/12/2020 To Date 31/12/2020

Cheque/EFT Number	*Payment Date*	*Payee*						*Payment Amount*
210890	24/12/2020	STRATAGREEN						180.40
		Invoice Number	*Payment Details*	*Amount*	*Discount*	*Retention*	*PPS*	
	$APINVCE	127650	SUPPLY 2 X CLOGGER LINE TRIMMER CHAPS	180.40				
210891	24/12/2020	HAYS PERSONNEL SERVICES (AUST) PTY LTD						26,013.41
		Invoice Number	*Payment Details*	*Amount*	*Discount*	*Retention*	*PPS*	
	$APINVCE	9679254	SCR CONTRACTOR KEVAN SERCOMBE	3,327.35				
	$APINVCE	9679259	SCR CONTRACTOR SUSAN DUNFORD	2,446.54				
	$APINVCE	9772157	CONTRACT TECHNICIAN	1,647.12				
	$APINVCE	9774285	SUPPLY OF MAINTENANCE WORKER ROD TOWLER	1,895.83				
	$APINVCE	9757642	SCR CONTRACTOR TYRRELL LEVITT	2,441.32				
	$APINVCE	9757645	SCR CONTRACTOR SUSAN DUNFORD	1,891.99				
	$APINVCE	9664604	SCR CONTRACTOR SUSAN DUNFORD	1,304.82				
	$APINVCE	9755570	SCR CONTRACTOR CHRISSIE MCPOLIN	2,446.54				
	$APINVCE	9695680	SCR CONTRACTOR SUSAN DUNFORD	3,327.35				
	$APINVCE	9664600	SCR CONTRACTOR KEVAN SERCOMBE	2,838.01				
	$APINVCE	9757641	SCR CONTRACTOR KEVAN SERCOMBE	2,446.54				
210892	24/12/2020	HEALTH INSURANCE FUND OF WA						215.95
		Invoice Number	*Payment Details*	*Amount*	*Discount*	*Retention*	*PPS*	
	$HRPAYJNL	F 18/12/2020	HEALTH INSURANCE FUND	215.95				
210893	24/12/2020	HOSPITAL BENEFIT FUND OF WA						368.30
		Invoice Number	*Payment Details*	*Amount*	*Discount*	*Retention*	*PPS*	
	$HRPAYJNL	F 18/12/2020	HOSPITAL BENEFIT FUND	112.60				
	$HRPAYJNL	EF 18/12/2020	HOSPITAL BENEFIT FUND	255.70				
210894	24/12/2020	CHANDLER MACLEOD LTD						1,388.58
		Invoice Number	*Payment Details*	*Amount*	*Discount*	*Retention*	*PPS*	
	$APINVCE	93439516	COP CATERING STAFF HIRE.	1,388.58				
210895	24/12/2020	HYDROQUIP PUMPS						1,215.50
		Invoice Number	*Payment Details*	*Amount*	*Discount*	*Retention*	*PPS*	
	$APINVCE	INV-42013	NARROWS PUMP AND WATERFALL INLET SCREEN	819.50				
	$APINVCE	INV-42014	RUSSELL SQUARE BORE PUMP FAULT	159.50				
	$APINVCE	INV-42017	OZONE RESERVE PUMP 2 - LOW CURRENT FAULT	236.50				

Payment Details by Invoice

MUNICIPAL FUND

From Period 6 **To Period** 6 From Date 1/12/2020 To Date 31/12/2020

Cheque/EFT Number	*Payment Date*	*Payee*						*Payment Amount*
210896	24/12/2020	LIGHT APPLICATIONS						914.89
		Invoice Number	*Payment Details*	*Amount*	*Discount*	*Retention*	*PPS*	
	$APINVCE	82899	TRAFALGAR BRIDGE REPAIR LED STRIP AND GE	914.89				
210897	24/12/2020	BUCHER MUNICIPAL PTY LTD						128.69
		Invoice Number	*Payment Details*	*Amount*	*Discount*	*Retention*	*PPS*	
	$APINVCE	987233	DRIVE BELT + AIR CON BELT FOR SMALL STRE	128.69				
210898	24/12/2020	MAJOR MOTORS PTY LTD						701.80
		Invoice Number	*Payment Details*	*Amount*	*Discount*	*Retention*	*PPS*	
	$APINVCE	983338	REAR BRAKE SHOES, GASKETS AND OIL SEALS	701.80				
210899	24/12/2020	MARKETFORCE LTD						14,482.93
		Invoice Number	*Payment Details*	*Amount*	*Discount*	*Retention*	*PPS*	
	$APINVCE	36237	ROAD CLOSURE ADVERTISEMENT FOR ALL CAPIT	2,151.16				
	$APINVCE	36235	ROAD CLOSURE ADVERTISEMENT FOR ALL CAPIT	2,062.67				
	$APINVCE	36227	ROAD CLOSURE ADVERTISEMENT FOR ALL CAPIT	2,062.67				
	$APINVCE	36234	ROAD CLOSURE ADVERTISEMENT FOR ALL CAPIT	2,062.67				
	$APINVCE	36230	ROAD CLOSURE ADVERTISEMENT FOR ALL CAPIT	2,151.16				
	$APINVCE	36233	ROAD CLOSURE ADVERTISEMENT FOR ALL CAPIT	1,974.18				
	$APINVCE	36231	ROAD CLOSURE ADVERTISEMENT FOR ALL CAPIT	2,018.42				
210900	24/12/2020	MINDARIE REGIONAL COUNCIL						35,815.61
		Invoice Number	*Payment Details*	*Amount*	*Discount*	*Retention*	*PPS*	
	$APINVCE	SINV-042884	GREEN WASTE TIPPING FEES 20/21	1,016.40				
	$APINVCE	SINV-042862	PROVISION OF LANDFILL TIPPING - 20/21	34,799.21				
210901	24/12/2020	LGRCEU						1,209.52
		Invoice Number	*Payment Details*	*Amount*	*Discount*	*Retention*	*PPS*	
	$HRPAYJNL	F 18/12/2020	LGRCEU	164.00				
	$HRPAYJNL	EF 18/12/2020	LGRCEU	1,045.52				
210902	24/12/2020	NOVA NEWSAGENCY						931.77
		Invoice Number	*Payment Details*	*Amount*	*Discount*	*Retention*	*PPS*	
	$APINVCE	2318	MAGAZINE, LOCAL & INTERSTATE NEWSPAPERS	931.77				

Payment Details by Invoice

MUNICIPAL FUND

From Period 6 **To Period** 6 From Date 1/12/2020 To Date 31/12/2020

Cheque/EFT Number	*Payment Date*	*Payee*						*Payment Amount*
210903	24/12/2020	PERROTT PAINTING						4,457.49
		Invoice Number	*Payment Details*	*Amount*	*Discount*	*Retention*	*PPS*	
	$APINVCE	SINV16891	UNPLANNED GRAFFITI REMOVAL & PAINTING SE	411.06				
	$APINVCE	SINV16907	CHRISTMAS DECORATIONS PAINTING 12 X POLE	573.50				
	$APINVCE	SINV16875	UNPLANNED GRAFFITI REMOVAL & PAINTING SE	3,472.93				
210904	24/12/2020	RENTOKIL INIRIAL PTY LTD T/AS AMBIUS						4,240.38
		Invoice Number	*Payment Details*	*Amount*	*Discount*	*Retention*	*PPS*	
	$APINVCE	21437557	VARIOUS SITES - INDOOR PLANT HIRE & MAIN	4,240.38				
210905	24/12/2020	RSEA PTY LTD						295.75
		Invoice Number	*Payment Details*	*Amount*	*Discount*	*Retention*	*PPS*	
	$APINVCE	11029650	SAFETY BOOTS NIGHTSHIFT - M. EUSTACE	140.80				
	$APINVCE	11026020	SAFETY BOOTS FOR GRADUATE PROJECT ENGINE	154.95				
210906	24/12/2020	SCOTT PRINT						1,009.80
		Invoice Number	*Payment Details*	*Amount*	*Discount*	*Retention*	*PPS*	
	$APINVCE	149362	DECALS FOR 3 HOUR FREE PARKING ON WEEKEN	915.20				
	$APINVCE	149361	DECALS FOR 3 HOUR FREE PARKING ON WEEKEN	94.60				
210907	24/12/2020	STATEWIDE CLEANING SUPPLIES						1,581.09
		Invoice Number	*Payment Details*	*Amount*	*Discount*	*Retention*	*PPS*	
	$APINVCE	SI408112	STORES AND MATERIALS	219.09				
	$APINVCE	SI404952	TO SUPPLY TOILET PAPER, HAND TOWELS ETC	397.43				
	$APINVCE	SI404950	TO SUPPLY TOILET PAPER, HAND TOWELS ETC	964.57				
210908	24/12/2020	CSP GROUP PTY LTD T/AS STIHL SHOP OSBORNE PARK						1,554.00
		Invoice Number	*Payment Details*	*Amount*	*Discount*	*Retention*	*PPS*	
	$APINVCE	65610#7	SUPPLY 6 X HEDGE TRIMMER CHAPS Q9006#7	1,554.00				
210909	24/12/2020	TOOLMART AUSTRALIA PTY LTD						14.85
		Invoice Number	*Payment Details*	*Amount*	*Discount*	*Retention*	*PPS*	
	$APINVCE	20201204-9-3-29	SUPPLY OF 3 X WRECKING BARS	14.85				
210910	24/12/2020	TOTAL EDEN PTY LTD						3,443.22
		Invoice Number	*Payment Details*	*Amount*	*Discount*	*Retention*	*PPS*	
	$APINVCE	411145733	STORES STOCK	3,443.22				

Payment Details by Invoice

MUNICIPAL FUND

From Period 6 **To Period** 6 From Date 1/12/2020 To Date 31/12/2020

Cheque/EFT Number	*Payment Date*	*Payee*						*Payment Amount*
210911	24/12/2020	TOWN OF VICTORIA PARK						12,951.30
		Invoice Number	*Payment Details*	*Amount*	*Discount*	*Retention*	*PPS*	
	$APINVCE	24122020	PRKNG FEE COLLECT 10/12-16/12/2020	12,951.30				
210912	24/12/2020	TURF CARE WA PTY LTD						1,034.00
		Invoice Number	*Payment Details*	*Amount*	*Discount*	*Retention*	*PPS*	
	$APINVCE	INV-1709	LANGLEY PARK (EAST) KELPRO APPLICATION 1	1,034.00				
210913	24/12/2020	ULTIMO CATERING & EVENTS PTY LTD						10,253.19
		Invoice Number	*Payment Details*	*Amount*	*Discount*	*Retention*	*PPS*	
	$APINVCE	00410745	COP CATERING SUPPLIES	779.90				
	$APINVCE	00410795	COP CATERING SUPPLIES	4,595.35				
	$APINVCE	00410722	COP CATERING SUPPLIES	117.04				
	$APINVCE	00410721	COP CATERING SUPPLIES	419.32				
	$APINVCE	00410794	COP CATERING SUPPLIES	2,563.20				
	$APINVCE	00410744	COP CATERING SUPPLIES	722.15				
	$APINVCE	00410694	COP CATERING SUPPLIES	92.40				
	$APINVCE	00410720	COP CATERING SUPPLIES	101.10				
	$APINVCE	00410743	COP CATERING SUPPLIES	486.09				
	$APINVCE	00410719	COP CATERING SUPPLIES	376.64				
210914	24/12/2020	WARP PTY LTD						9,993.18
		Invoice Number	*Payment Details*	*Amount*	*Discount*	*Retention*	*PPS*	
	$APINVCE	116820	HAY ST LAUNCH TRAFFIC MANAGEMENT	621.46				
	$APINVCE	116948	TRAFFIC MANAGEMENT FOR TWILIGHT HAWKERS	2,128.79				
	$APINVCE	116455	HIRE OF VMS BOARD EAST PERTH	632.80				
	$APINVCE	116946	CHRISTMAS DECORATION 2020 - RENTING VEHI	1,265.60				
	$APINVCE	116504	CHRISTMAS DECORATION 2020 - RENTING VEHI	953.80				
	$APINVCE	116947	PROVIDE TRAFFIC MANAGEMENT	695.74				
	$APINVCE	116500	HIRE OF VMS BOARD EAST PERTH	542.40				
	$APINVCE	116945	SUPPLY AND INSTALLATION OF 4X VARIABLE M	2,531.13				
	$APINVCE	116822	TMP 4586 UPDATE	621.46				
210915	24/12/2020	PUBLIC TRANSPORT AUTHORITY OF WA						435.46
		Invoice Number	*Payment Details*	*Amount*	*Discount*	*Retention*	*PPS*	
	$APINVCE	I5096267	ICITY KIOSK PUBLIC TRANSPORT AUTHORITY -	435.46				

Payment Details by Invoice

MUNICIPAL FUND

From Period 6 **To Period** 6 From Date 1/12/2020 To Date 31/12/2020

Cheque/EFT Number	*Payment Date*	*Payee*						*Payment Amount*
210916	24/12/2020	DOWNER EDI WORKS						97,731.21
		Invoice Number	*Payment Details*	*Amount*	*Discount*	*Retention*	*PPS*	
	$APINVCE	6009852	ROAD RENEWAL PROJECTS - DOWNER EDI WORKS	97,731.21				
210917	24/12/2020	DEEPIKA THAPA						99.00
		Invoice Number	*Payment Details*	*Amount*	*Discount*	*Retention*	*PPS*	
	$APINVCE	EV2020303	RFD APPLICATION FEE-EV-2020/3003	99.00				
210918	24/12/2020	ALEX LEE - MOKKA LEE PTY LTD						220.00
		Invoice Number	*Payment Details*	*Amount*	*Discount*	*Retention*	*PPS*	
	$APINVCE	2020/706	RFD 2020/706-7/60-66 ROE ST NRTHBDGE	220.00				
210919	24/12/2020	AM & CM BROWN						41.38
		Invoice Number	*Payment Details*	*Amount*	*Discount*	*Retention*	*PPS*	
	$APINVCE	01121538	RFD PARKING CARD & DEP-01121538	41.38				
210920	24/12/2020	ANTHONY DENNIS						50.00
		Invoice Number	*Payment Details*	*Amount*	*Discount*	*Retention*	*PPS*	
	$APINVCE	EV2020211	RFD BOND - FOR KEY EV-2020/211	50.00				
210921	24/12/2020	CAITLIN MARTIN						115.00
		Invoice Number	*Payment Details*	*Amount*	*Discount*	*Retention*	*PPS*	
	$APINVCE	01123827	RFD CANCEL PARKING & DEP-01123827	115.00				
210922	24/12/2020	DAISIE LEIGH COLLINS						300.00
		Invoice Number	*Payment Details*	*Amount*	*Discount*	*Retention*	*PPS*	
	$APINVCE	31448	RFD WEDDING BOOKING-31448	300.00				
210923	24/12/2020	EDEN WINNACOTT						16.71
		Invoice Number	*Payment Details*	*Amount*	*Discount*	*Retention*	*PPS*	
	$APINVCE	01123694	RFD PARKING DEPOSIT & BALANCE-01123694	16.71				
210924	24/12/2020	GIUSEPPE AND AMANDA LORUSSO						20.95
		Invoice Number	*Payment Details*	*Amount*	*Discount*	*Retention*	*PPS*	
	$APINVCE	01123703	PARKING CARD BALANCE & DEPOSIT-01123703	20.95				

Payment Details by Invoice

MUNICIPAL FUND

From Period 6 **To Period** 6 From Date 1/12/2020 To Date 31/12/2020

Cheque/EFT Number	*Payment Date*	*Payee*						*Payment Amount*
210925	24/12/2020	PAYDIRT MEDIA PTY LTD						975.70
		Invoice Number	*Payment Details*	*Amount*	*Discount*	*Retention*	*PPS*	
	$APINVCE	EV2020153	BOND RFD-AFRICA DOWN UNDER EV-2020/153	975.70				
210926	24/12/2020	LEA ARA LAM						1,800.00
		Invoice Number	*Payment Details*	*Amount*	*Discount*	*Retention*	*PPS*	
	$APINVCE	EMO2020469	RFD WORK BOND 23 TAREENA ST NEDLANDS	1,800.00				
210927	24/12/2020	DARREN SOO						19.52
		Invoice Number	*Payment Details*	*Amount*	*Discount*	*Retention*	*PPS*	
	$APINVCE	01123266	RFD PARKING CARD DEP & BALANCE-01123266	19.52				
210928	24/12/2020	PAUL HALTON						110.00
		Invoice Number	*Payment Details*	*Amount*	*Discount*	*Retention*	*PPS*	
	$APINVCE	091220	OPTICAL - PAUL HALTON	110.00				
210929	24/12/2020	WYATT BROWN						110.00
		Invoice Number	*Payment Details*	*Amount*	*Discount*	*Retention*	*PPS*	
	$APINVCE	08122020	OPTICAL - W BROWN	110.00				
210930	24/12/2020	KA HAAS						120.00
		Invoice Number	*Payment Details*	*Amount*	*Discount*	*Retention*	*PPS*	
	$APINVCE	07122020	HEALTHY LIFESTYLE - K HAAS	120.00				
210931	24/12/2020	MELISSA MANGILI						109.90
		Invoice Number	*Payment Details*	*Amount*	*Discount*	*Retention*	*PPS*	
	$APINVCE	22122020	HEALTHY LIFESTYLE-M MANGILI	109.90				
210932	24/12/2020	AMANDA MANNOLINI						86.36
		Invoice Number	*Payment Details*	*Amount*	*Discount*	*Retention*	*PPS*	
	$APINVCE	14122020	RFD FLOWERS STAFF MEMEBER C BELL	86.36				
210933	24/12/2020	CITYMEN INVESTMENTS PTY LTD						1,000.00
		Invoice Number	*Payment Details*	*Amount*	*Discount*	*Retention*	*PPS*	
	$APINVCE	5049747	BOND REFUND - 5049747	1,000.00				

Payment Details by Invoice

MUNICIPAL FUND

From Period 6 **To Period** 6 From Date 1/12/2020 To Date 31/12/2020

Cheque/EFT Number	Payment Date	Payee						Payment Amount
210934	24/12/2020	UNIVERSAL BAR						1,000.00
		Invoice Number	*Payment Details*	*Amount*	*Discount*	*Retention*	*PPS*	
	$APINVCE	5029780	BOND REFUND - 5029780	1,000.00				
210935	24/12/2020	AURORE PTY LTD						1,000.00
		Invoice Number	*Payment Details*	*Amount*	*Discount*	*Retention*	*PPS*	
	$APINVCE	5050299	BOND REFUND-ODD 5050299	1,000.00				
210936	24/12/2020	FEC HOTEL OPERATIONS PERTH EQ PTY LTD						1,000.00
		Invoice Number	*Payment Details*	*Amount*	*Discount*	*Retention*	*PPS*	
	$APINVCE	5049234	ODD BOND REFUND - 5049234	1,000.00				
210937	24/12/2020	SELECTED ENTERPRISES PTY LTD T/A RIVERVI						5,000.00
		Invoice Number	*Payment Details*	*Amount*	*Discount*	*Retention*	*PPS*	
	$APINVCE	5049325	ODD BOND REFUND - 5049325	5,000.00				
210938	24/12/2020	WOK AND LADLE THAI EATERY						500.00
		Invoice Number	*Payment Details*	*Amount*	*Discount*	*Retention*	*PPS*	
	$APINVCE	505054	ODD BOND REFUND - 505054	500.00				
210939	24/12/2020	ADAM EDWARD STEVENSON						165.00
		Invoice Number	*Payment Details*	*Amount*	*Discount*	*Retention*	*PPS*	
	$CANCHQ	210939	P & N BANK	165.00				
210940	24/12/2020	CAPITAL BAY PTY LTD						1,141.00
		Invoice Number	*Payment Details*	*Amount*	*Discount*	*Retention*	*PPS*	
	$APINVCE	2647752	RFD PARKING BOOKING 32094	1,141.00				
210941	24/12/2020	PILBARA MINERALS						213.33
		Invoice Number	*Payment Details*	*Amount*	*Discount*	*Retention*	*PPS*	
	$APINVCE	21122020	RFD PARKING-MAYFAIR ST CP27	213.33				
210942	24/12/2020	STEVE WRIGGLESWORTH						165.00
		Invoice Number	*Payment Details*	*Amount*	*Discount*	*Retention*	*PPS*	
	$CANCHQ	210942	NAB	165.00				

Payment Details by Invoice

MUNICIPAL FUND

From Period 6 **To Period** 6 From Date 1/12/2020 To Date 31/12/2020

Cheque/EFT Number	Payment Date	Payee						Payment Amount
210943	31/12/2020	TAMALA PARK REGIONAL COUNCIL						5,819.20
		Invoice Number	*Payment Details*	*Amount*	*Discount*	*Retention*	*PPS*	
	$JOURNAL	J226808	PROCEED OF SALE SUBJECT TO GST	161,901.20				
210944	31/12/2020	CTI5 PTY LTD						2,781.11
		Invoice Number	*Payment Details*	*Amount*	*Discount*	*Retention*	*PPS*	
	$APINVCE	01069085	TICKET MACHINE (APM) AUDIT FEES 2020-21	2,781.11				
210945	31/12/2020	ABLE WESTCHEM(BORVEK PTY LTD)						581.20
		Invoice Number	*Payment Details*	*Amount*	*Discount*	*Retention*	*PPS*	
	$APINVCE	538914	STORES STOCK	581.20				
210946	31/12/2020	OFFICE WORKS						141.52
		Invoice Number	*Payment Details*	*Amount*	*Discount*	*Retention*	*PPS*	
	$APINVCE	14314206	STATIONERY AND OFFICE SUPPLIES FOR CUSTO	141.52				
210947	31/12/2020	CITY OF SYDNEY						62,082.68
		Invoice Number	*Payment Details*	*Amount*	*Discount*	*Retention*	*PPS*	
	$APINVCE	108520	ANNUAL CITYSWITCH SUBSCRIPTION 2020-2021	62,082.68				
210948	31/12/2020	AUSTRALASIAN SEAL COMPANY PTY LTD						206.23
		Invoice Number	*Payment Details*	*Amount*	*Discount*	*Retention*	*PPS*	
	$APINVCE	00095826	ASSORTED SEAL KITS FOR DEPOT WORKSHOP -	206.23				
210949	31/12/2020	GLOBAL AUTOCOAT PTY LTD						1,494.67
		Invoice Number	*Payment Details*	*Amount*	*Discount*	*Retention*	*PPS*	
	$APINVCE	SINV397477	SUPPLY OF 3 X SUNDSTROM BOX MASK 10 X S	1,494.67				
210950	31/12/2020	ENVIROPATH PTY LTD T/ AS SPOT'S ALL SURFACE						29,679.10
		Invoice Number	*Payment Details*	*Amount*	*Discount*	*Retention*	*PPS*	
	$APINVCE	2861	PLANNED CAR PARK DEGREASING FOR NOV 2020	29,679.10				
210951	31/12/2020	THE TRUSTEE FOR BENNETT KELLY FAMILY TRUST						27,500.00
		Invoice Number	*Payment Details*	*Amount*	*Discount*	*Retention*	*PPS*	
	$APINVCE	00001316	CHRISTMAS LIGHTS TRAIL ROVING PERFORMERS	27,500.00				

Payment Details by Invoice

MUNICIPAL FUND

From Period 6 **To Period** 6 From Date 1/12/2020 To Date 31/12/2020

Cheque/EFT Number	*Payment Date*	*Payee*	*Payment Amount*
210952	31/12/2020	ACCESS BRICKPAVING CO	72,150.57

	Invoice Number	*Payment Details*	*Amount*	*Discount*	*Retention*	*PPS*
$APINVCE	00041231	ABERDEEN ST CARPARK - DEMOLITION OF EXIS	5,870.59			
$APINVCE	00041229	983 WELLINGTON ST PROFILING AND MILLING	1,200.20			
$APINVCE	00041230	PLAISTOWE MEWS CAR BAY REPAIR WEST SIDE	2,074.20			
$APINVCE	00041234	BLANKET ORDER FOR ACCESS BRICK PAVING AS	10,612.80			
$APINVCE	00041236	BLANKET ORDER FOR ACCESS BRICK PAVING AS	42,874.59			
$APINVCE	00041233	SUPPLY TRAFFIC MANAGEMENT , ASSOCAITED W	4,864.09			
$APINVCE	00041235	99 ROYAL ST SUPPLY OF LIFT AND RELAY P	4,654.10			

210953	31/12/2020	THE TIVOLI CLUB OF W.A (INC)	200.00

	Invoice Number	*Payment Details*	*Amount*	*Discount*	*Retention*	*PPS*
$APINVCE	15122020	TUESDAY MORNING SHOW 15 DECEMBER 2020 -	200.00			

210954	31/12/2020	EOS ELECTRICAL	135.30

	Invoice Number	*Payment Details*	*Amount*	*Discount*	*Retention*	*PPS*
$APINVCE	00013659	ELECTRICAL MAINTENANCE OF STREET LIGHTS	135.30			

210955	31/12/2020	DRAINFLOW SERVICES PTY LTD	1,592.44

	Invoice Number	*Payment Details*	*Amount*	*Discount*	*Retention*	*PPS*
$APINVCE	00006355	FORREST PLACE LOADING DOCK - GULLY PIT A	1,592.44			

210956	31/12/2020	JAMES BENNETT PTY LTD	2,059.14

	Invoice Number	*Payment Details*	*Amount*	*Discount*	*Retention*	*PPS*
$APINVCE	3132168	LIBRARY STOCK PURCHASES OF ASSORTED BOOK	560.30			
$APINVCE	3132166	LIBRARY STOCK PURCHASES OF ASSORTED BOOK	542.46			
$APINVCE	3132169	LIBRARY STOCK PURCHASES OF ASSORTED BOOK	149.14			
$APINVCE	PS0411662	LIBRARY STOCK PURCHASES OF ASSORTED BOOK	238.79			
$APINVCE	4736794	ASSORTED E-BOOKS - PER AXS	171.56			
$APINVCE	PS0411661	LIBRARY STOCK PURCHASES OF ASSORTED BOOK	60.22			
$APINVCE	3132171	LIBRARY STOCK PURCHASES OF ASSORTED BOOK	25.92			
$APINVCE	3132167	LIBRARY STOCK PURCHASES OF ASSORTED BOOK	310.75			

Payment Details by Invoice

MUNICIPAL FUND

From Period 6 **To Period** 6 From Date 1/12/2020 To Date 31/12/2020

Cheque/EFT Number	*Payment Date*	*Payee*						*Payment Amount*
210957	31/12/2020	GILMOUR & JOOSTE ELECTRICAL						4,834.71
		Invoice Number	*Payment Details*	*Amount*	*Discount*	*Retention*	*PPS*	
	$APINVCE	INV11626	VARIOUS SITES - UNPLANNED ELECTRICAL MAI	551.75				
	$APINVCE	INV11691	VARIOUS SITES - UNPLANNED ELECTRICAL MAI	252.85				
	$APINVCE	INV11692	VARIOUS SITES - UNPLANNED ELECTRICAL MAI	506.77				
	$APINVCE	INV11695	VARIOUS SITES - UNPLANNED ELECTRICAL MAI	55.00				
	$APINVCE	INV11616	VARIOUS SITES - UNPLANNED ELECTRICAL MAI	55.00				
	$APINVCE	INV11694	VARIOUS SITES - UNPLANNED ELECTRICAL MAI	55.00				
	$APINVCE	INV11693	VARIOUS SITES - UNPLANNED ELECTRICAL MAI	63.78				
	$APINVCE	INV11690	VARIOUS SITES - UNPLANNED ELECTRICAL MAI	135.32				
	$APINVCE	INV-11625	ELECTRICAL MAINTENANCE FOR STREET LIGHTI	441.64				
	$APINVCE	INV-11511	VARIOUS SITES - UNPLANNED ELECTRICAL MAI	476.36				
	$APINVCE	INV-11550	VARIOUS SITES - UNPLANNED ELECTRICAL MAI	1,226.62				
	$APINVCE	INV11643	ELECTRICAL MAINTENANCE FOR STREET LIGHTI	212.42				
	$APINVCE	INV-11623	ELECTRICAL MAINTENANCE FOR STREET LIGHTI	802.20				
210958	31/12/2020	TECHNICAL SERVICES GROUP						7,150.00
		Invoice Number	*Payment Details*	*Amount*	*Discount*	*Retention*	*PPS*	
	$APINVCE	INV-00001902	RENEWAL OF WIFI LOCATION ANALYTICS SOLUT	7,150.00				
210959	31/12/2020	DAIMLER TRUCKS PERTH						107.95
		Invoice Number	*Payment Details*	*Amount*	*Discount*	*Retention*	*PPS*	
	$APINVCE	6210306D	FUEL CAP FOR MERCEDES RUBBISH TRUCK	107.95				
210960	31/12/2020	THE WALLEYSTACK FAMILY TRUST						3,300.00
		Invoice Number	*Payment Details*	*Amount*	*Discount*	*Retention*	*PPS*	
	$APINVCE	201215-6	NATIVITY - WELCOME TO COUNTRY	550.00				
	$APINVCE	2012155	CHRISTMAS CONCERTS - WELCOME TO COUNTRY	2,750.00				
210961	31/12/2020	IMAGE SOURCE DIGITAL SOLUTIONS						214.50
		Invoice Number	*Payment Details*	*Amount*	*Discount*	*Retention*	*PPS*	
	$APINVCE	454955	RESERVED BAY SIGNAGE	214.50				
210962	31/12/2020	CAT WELFARE SOCIETY INC T/AS CAT HAVEN						550.00
		Invoice Number	*Payment Details*	*Amount*	*Discount*	*Retention*	*PPS*	
	$APINVCE	00061221	YOUNG ADULT WELLNESS PROGRAM - KITTEN DA	550.00				

Payment Details by Invoice

MUNICIPAL FUND

From Period 6 **To Period** 6 From Date 1/12/2020 To Date 31/12/2020

Cheque/EFT Number	*Payment Date*	*Payee*						*Payment Amount*
210963	31/12/2020	JAPANESE TRUCK & BUS SPARES PTY LTD						365.00
		Invoice Number	*Payment Details*	*Amount*	*Discount*	*Retention*	*PPS*	
	$APINVCE	389582	DEC SERVICING FILTER ORDER FOR HINO RUBB	365.00				
210964	31/12/2020	LIGHTSPEED COMMUNICATIONS AUSTRALIA PTY LTD T/AS						25,952.60
		Invoice Number	*Payment Details*	*Amount*	*Discount*	*Retention*	*PPS*	
	$APINVCE	87105	CAPITAL WORKS PROJECT CW10462 - CW PROJE	25,952.60				
210965	31/12/2020	AUSTRALIAN ACADEMY OF TAI CHI (WA)						195.00
		Invoice Number	*Payment Details*	*Amount*	*Discount*	*Retention*	*PPS*	
	$APINVCE	20217	TAI CHI CLASSES	195.00				
210966	31/12/2020	WHEN ADAM MET EVE						891.00
		Invoice Number	*Payment Details*	*Amount*	*Discount*	*Retention*	*PPS*	
	$APINVCE	INV-0037	20-350 EVENTS AND ACTIVATION PLAN GRAPHI	891.00				
210967	31/12/2020	SCANIA AUSTRALIA PTY LTD						529.03
		Invoice Number	*Payment Details*	*Amount*	*Discount*	*Retention*	*PPS*	
	$APINVCE	61840799	ANNUAL SERVICE KIT FOR GULLY DRAIN CLEAN	529.03				
210968	31/12/2020	ELECTRICITY GENERATION AND RETAIL CORPORATION						811.20
		Invoice Number	*Payment Details*	*Amount*	*Discount*	*Retention*	*PPS*	
	$APINVCE	275104180	700 WELLINGTON ST PTH 14/10/2020-10/11/2020	405.60				
	$APINVCE	275104180	700 WELLINGTON ST PTY 11/11/2020 – 8/12/2020	405.60				
210969	31/12/2020	BLACKWOODS ATKINS						110.40
		Invoice Number	*Payment Details*	*Amount*	*Discount*	*Retention*	*PPS*	
	$APINVCE	PE0422YL	WHEEL NUT INDICATOR TO SHOW IF WHEEL NUT	110.40				
210970	31/12/2020	BALLINGER TECHNOLOGY PTY LTD T/AS BALLINGER						258.50
		Invoice Number	*Payment Details*	*Amount*	*Discount*	*Retention*	*PPS*	
	$APINVCE	5734	SPEED GUN INLINE BATTERY CHARGER TO AID	258.50				
210971	31/12/2020	SOIL'N SAND PTY LTD						676.50
		Invoice Number	*Payment Details*	*Amount*	*Discount*	*Retention*	*PPS*	
	$APINVCE	82108712269	STORES STOCK	676.50				

Payment Details by Invoice

MUNICIPAL FUND

From Period 6 **To Period** 6 From Date 1/12/2020 To Date 31/12/2020

Cheque/EFT Number	*Payment Date*	*Payee*						*Payment Amount*
210972	31/12/2020	DE VINE CELLARS						1,336.00
		Invoice Number	*Payment Details*	*Amount*	*Discount*	*Retention*	*PPS*	
	$APINVCE	4562503	DE VINE CELLAR CATERING BEVERAGE SUPPLIE	1,336.00				
210973	31/12/2020	WSP AUSTRALIA PTY LTD						14,134.45
		Invoice Number	*Payment Details*	*Amount*	*Discount*	*Retention*	*PPS*	
	$APINVCE	64077556	HAY / HILL TWO WAY AIMSUN MODELLING – ST	2,031.15				
	$APINVCE	64077633	THOMAS ST SHARED PATH CONCEPT DESIGN AWA	12,103.30				
210974	31/12/2020	THE TRUSTEE FOR THE PROPERTY AUSTRALIA						7,143.11
		Invoice Number	*Payment Details*	*Amount*	*Discount*	*Retention*	*PPS*	
	$APINVCE	118	565 HAY STREET (LIBRARY) - 2020/2021	7,143.11				
210975	31/12/2020	S&S INDUSTRIES SPRAYSAFE WA						73.74
		Invoice Number	*Payment Details*	*Amount*	*Discount*	*Retention*	*PPS*	
	$APINVCE	539511	SUPPLY OF 8 X 500MM SPRAYSAFE EXHAUST FI	73.74				
210976	31/12/2020	DORMAKABA AUSTRALIA PTY LTD						7,049.39
		Invoice Number	*Payment Details*	*Amount*	*Discount*	*Retention*	*PPS*	
	$APINVCE	35WA817470	UNPLANNED AUTODOOR MAINTENANCE FOR	7,049.39				
210977	31/12/2020	QUANTUM BUILDING SERVICES						5,372.84
		Invoice Number	*Payment Details*	*Amount*	*Discount*	*Retention*	*PPS*	
	$APINVCE	00003533	VARIOUS SITES - UNPLANNED MAINTENANCE -	1,269.84				
	$APINVCE	00003639	VARIOUS SITES - UNPLANNED MAINTENANCE -	1,203.40				
	$APINVCE	00003646	VARIOUS SITES - UNPLANNED MAINTENANCE -	1,218.25				
	$APINVCE	00003647	VARIOUS SITES - UNPLANNED MAINTENANCE -	1,681.35				
210978	31/12/2020	SIRSIDYNIX PTY LTD						1,765.50
		Invoice Number	*Payment Details*	*Amount*	*Discount*	*Retention*	*PPS*	
	$APINVCE	INV05037	SIP2 LICENSE FOR PRESSREADER	1,765.50				
210979	31/12/2020	BROWNES FOODS OPERATIONS PTY LTD						98.56
		Invoice Number	*Payment Details*	*Amount*	*Discount*	*Retention*	*PPS*	
	$APINVCE	15734973	DEPOT WEEKLY MILK DELIVERY 1 JULY 2020 -	98.56				

Payment Details by Invoice

MUNICIPAL FUND

From Period 6 **To Period** 6 From Date 1/12/2020 To Date 31/12/2020

Cheque/EFT Number	*Payment Date*	*Payee*						*Payment Amount*
210980	31/12/2020	CSE CROSSCOM PTY LTD						605.00
		Invoice Number	*Payment Details*	*Amount*	*Discount*	*Retention*	*PPS*	
	$APINVCE	430802	FIRE WARDENS AND PPM RADIO UNITS ONGOING	385.00				
	$APINVCE	430800	RANGER TWO WAY AIR TIME 20-21	220.00				
210981	31/12/2020	MELISSA ANN CANTHILL T/AS THE KABUKI DROP						10,000.00
		Invoice Number	*Payment Details*	*Amount*	*Discount*	*Retention*	*PPS*	
	$APINVCE	14/12/20	ARTS GRANT RD 3 - IAN SINCLAIR'S WHALE F	10,000.00				
210982	31/12/2020	ENVIRODRY TOWELS PTY LTD						605.00
		Invoice Number	*Payment Details*	*Amount*	*Discount*	*Retention*	*PPS*	
	$APINVCE	601460	TOWEL SUPPLY FOR THE SHOWER FACILITY IN	605.00				
210983	31/12/2020	WINC AUSTRALIA PTY PTD						381.68
		Invoice Number	*Payment Details*	*Amount*	*Discount*	*Retention*	*PPS*	
	$APINVCE	9034427204	CITYWATCH STATIONARY	176.90				
	$APINVCE	9034612793	SUPPLY OF WHITE BOARD PREMIUM 900 X 600	102.15				
	$APINVCE	9034655578	CATERING SUPPLIES AND BEVERAGES FOR COMM	102.63				
210984	31/12/2020	HOBAN RECRUITMENT						2,869.25
		Invoice Number	*Payment Details*	*Amount*	*Discount*	*Retention*	*PPS*	
	$APINVCE	H50575	SUPPLY OF CARPENTER PATRICK O'CONNOR FRO	973.49				
	$APINVCE	H50337	SUPPLY OF CARPENTER PATRICK O'CONNOR FRO	1,895.76				
210985	31/12/2020	SOPHIE LOUISE DENNIS T/AS ALL THE LIGHTS						1,575.00
		Invoice Number	*Payment Details*	*Amount*	*Discount*	*Retention*	*PPS*	
	$APINVCE	INV-0035	MEDIA EVENT PERFORMERS - LAUNCH NIGHT	1,575.00				
210986	31/12/2020	PEARLY GROUP PTY LTD						785.00
		Invoice Number	*Payment Details*	*Amount*	*Discount*	*Retention*	*PPS*	
	$APINVCE	IV00000100299	DAMAGED BOLLARD REPLACEMENT - TERRACE	785.00				
210987	31/12/2020	DULUXGROUP(AUSTRALIA)PTY LTD T/AS DULUX						492.74
		Invoice Number	*Payment Details*	*Amount*	*Discount*	*Retention*	*PPS*	
	$APINVCE	WC04-0321523	STORES STOCK	450.54				
	$APINVCE	WC04-0321234	PAINT AND HARDWARE SUPPLIES FOR USE IN G	42.20				

Payment Details by Invoice

MUNICIPAL FUND

From Period 6 **To Period** 6 From Date 1/12/2020 To Date 31/12/2020

Cheque/EFT Number	Payment Date	Payee						Payment Amount
210988	31/12/2020	DIRECT MEMORY ACCESS PTY LTD						7,845.20
		Invoice Number	*Payment Details*	*Amount*	*Discount*	*Retention*	*PPS*	
	$APINVCE	01505071	5 X DOCKING STATION FOR ICT AD HOC USE	995.50				
	$APINVCE	01505076	30 X 27" LENOVO LCD FOR CORPORATE USE	6,849.70				
210989	31/12/2020	THE GRIFFITH FAMILY TRUST T/AS SUPERSTOCK SERVICES						129.93
		Invoice Number	*Payment Details*	*Amount*	*Discount*	*Retention*	*PPS*	
	$APINVCE	40437396	MILK FOR CHILD CARE	79.53				
	$APINVCE	40437397	FRUIT JUICE AND DAIRY PRODUCTS FOR THE C	50.40				
210990	31/12/2020	SELECT FRESH PTY LTD						49.50
		Invoice Number	*Payment Details*	*Amount*	*Discount*	*Retention*	*PPS*	
	$APINVCE	286204	FRUIT AND VEGETABLES	49.50				
210991	31/12/2020	ACCESS ICON PTY LTD T/AS CASCADA GROUP						5,269.00
		Invoice Number	*Payment Details*	*Amount*	*Discount*	*Retention*	*PPS*	
	$APINVCE	11063	STORES STOCK	5,005.00				
	$APINVCE	11062	SPACER RING 1200 X 100MM TO SUIT 1050MM	264.00				
210992	31/12/2020	OFFICEASY PTY LTD T/AS BUSINESS BASE						1,349.00
		Invoice Number	*Payment Details*	*Amount*	*Discount*	*Retention*	*PPS*	
	$APINVCE	INV-11833	PURCHASE OF A NEW WORKSTATION DESK FOR A	1,349.00				
210993	31/12/2020	ROOFORCE FACILITY SERVICES PTY LTD						3,245.00
		Invoice Number	*Payment Details*	*Amount*	*Discount*	*Retention*	*PPS*	
	$APINVCE	IV0000000086	ROO FORCE FACILITY SERVICES	3,245.00				
210994	31/12/2020	FULTON HOGAN INDUSTRIES PTY LTD						541.75
		Invoice Number	*Payment Details*	*Amount*	*Discount*	*Retention*	*PPS*	
	$APINVCE	14687234	SUPPLY OF 10 X 20 KG BAGS OF RED EZ STRE	541.75				
210995	31/12/2020	GPC ASIA PACIFIC PTY LTD T/AS COVS						425.70
		Invoice Number	*Payment Details*	*Amount*	*Discount*	*Retention*	*PPS*	
	$APINVCE	1640255300	SERVICE KITS FOR DEPOT UTES	343.20				
	$APINVCE	1640255174	E CLIP AND RETAINER SPRING KIT FOR EVERY	82.50				

Payment Details by Invoice

MUNICIPAL FUND

From Period 6 **To Period** 6 From Date 1/12/2020 To Date 31/12/2020

Cheque/EFT Number	Payment Date	Payee						Payment Amount
210996	31/12/2020	WAREQUIP SOLUTIONS PTY LTD						327.80
		Invoice Number	*Payment Details*	*Amount*	*Discount*	*Retention*	*PPS*	
	$APINVCE	WQS37667	CLAX CART	327.80				
210997	31/12/2020	MAJOR TRAFFIC MANAGEMENT PTY LTD T/A SECURE						2,750.00
		Invoice Number	*Payment Details*	*Amount*	*Discount*	*Retention*	*PPS*	
	$APINVCE	00000251	2 * AXIS CCTV CAMERAS FOR CP09 BASEMENT	2,750.00				
210998	31/12/2020	THE TRUSTEE FOR CB COYNE TRUST T/AS CHRISTINE						1,650.00
		Invoice Number	*Payment Details*	*Amount*	*Discount*	*Retention*	*PPS*	
	$APINVCE	INV-0155	DANJOO TREATY TITLE TRANSLATION	1,650.00				
210999	31/12/2020	TYRES 4U PTY LIMITED						1,740.44
		Invoice Number	*Payment Details*	*Amount*	*Discount*	*Retention*	*PPS*	
	$APINVCE	XX781838	NEW TYRES FOR RUBBISH TRUCKS, SMALL STRE	24.20				
	$APINVCE	XX781886	NEW TYRES FOR RUBBISH TRUCKS, SMALL STRE	699.60				
	$APINVCE	XX775050	NEW TYRES WAC UTE, PUNCTURE REPAIR FOR R	882.33				
	$APINVCE	XX783413	NEW TYRES FOR RUBBISH TRUCKS, SMALL STRE	91.96				
	$APINVCE	XX776771	NEW TYRES WAC UTE, PUNCTURE REPAIR FOR R	42.35				
211000	31/12/2020	AUSTRALIA MALAYSIA BUSINESS CHAMBER(WESTERN						500.00
		Invoice Number	*Payment Details*	*Amount*	*Discount*	*Retention*	*PPS*	
	$APINVCE	2020-17	MEMBERSHIP FOR AUSTRALIA MALAYSIA BUSINE	500.00				
211001	31/12/2020	PAUL BENNET AIRSHOWS PTY LTD						6,600.00
		Invoice Number	*Payment Details*	*Amount*	*Discount*	*Retention*	*PPS*	
	$APINVCE	INV-0166	AIR SHOW COORDINATION - SKYWORKS 2021	6,600.00				
211002	31/12/2020	PROFESSIONAL SEARCH GROUP PT T/AS PROFESSIONAL						3,491.82
		Invoice Number	*Payment Details*	*Amount*	*Discount*	*Retention*	*PPS*	
	$APINVCE	INV-16534	BA FOR THE CORE SYSTEMS PROGRAM REFER CM	3,491.82				
211003	31/12/2020	BILLY VAN CREAMY PTY LTD						385.00
		Invoice Number	*Payment Details*	*Amount*	*Discount*	*Retention*	*PPS*	
	$APINVCE	INV-0596	FREE SERVES OF GELATO FOR 30 MINUTES 4:3	385.00				

Payment Details by Invoice

MUNICIPAL FUND

From Period 6 **To Period** 6 From Date 1/12/2020 To Date 31/12/2020

Cheque/EFT Number	Payment Date	Payee						Payment Amount
211004	31/12/2020	BOFFINS BOOKSHOP PTY LTD						196.11
		Invoice Number	*Payment Details*	*Amount*	*Discount*	*Retention*	*PPS*	
	$APINVCE	INV0142567	LIBRARY STOCK - ASSORTED JUNIOR BOOKS	196.11				
211005	31/12/2020	BUNNINGS BUILDING SUPPLIES P/L						81.84
		Invoice Number	*Payment Details*	*Amount*	*Discount*	*Retention*	*PPS*	
	$APINVCE	240499837694	DEPOT STORE STOCK	81.84				
211006	31/12/2020	CENTRAL CITY MEDICAL CENTRE						176.30
		Invoice Number	*Payment Details*	*Amount*	*Discount*	*Retention*	*PPS*	
	$APINVCE	0853076	HEP A & B VACCINATIONS FOR PARKING OFFIC	176.30				
211007	31/12/2020	CLASSIC TREE SERVICES						3,629.40
		Invoice Number	*Payment Details*	*Amount*	*Discount*	*Retention*	*PPS*	
	$APINVCE	INV-33017	STREET TREE PRUNING, REMOVAL AND ARBORIC	654.96				
	$APINVCE	INV33067	STREET TREE PRUNING, REMOVAL AND ARBORIC	746.06				
	$APINVCE	INV-33019	STREET TREE PRUNING, REMOVAL AND ARBORIC	399.63				
	$APINVCE	INV-33018	STREET TREE PRUNING, REMOVAL AND ARBORIC	1,828.75				
211008	31/12/2020	DEPUTY COMMISSIONER OF TAXATION						557,752.00
		Invoice Number	*Payment Details*	*Amount*	*Discount*	*Retention*	*PPS*	
	$HRPAYJNL	F 18/12/2020	SFSS	482.00				
	$HRPAYJNL	EF 18/12/2020	HELP	1,170.00				
	$HRPAYJNL	F 18/12/2020	WITHHOLDING TAX (PAYG)	1,388.00				
	$HRPAYJNL	F 18/12/2020	ETP TAX (CODE O)	21.00				
	$HRPAYJNL	F 18/12/2020	WITHHOLDING TAX (PAYG)	437,452.00				
	$HRPAYJNL	F 4/12/2020	WITHHOLDING TAX (PAYG)	716.00				
	$HRPAYJNL	F 24/12/2020	ETP TAX (CODE O)	2,560.00				
	$HRPAYJNL	F 18/12/2020	HELP	12,964.00				
	$HRPAYJNL	EF 18/12/2020	WITHHOLDING TAX (PAYG)	98,664.00				
	$HRPAYJNL	F 18/12/2020	EXTRA TAX	1,785.00				
	$HRPAYJNL	EF 18/12/2020	EXTRA TAX	550.00				
211009	31/12/2020	ELLENBY TREE FARM						311.93
		Invoice Number	*Payment Details*	*Amount*	*Discount*	*Retention*	*PPS*	
	$APINVCE	27063	IRWIN ST PLAZA PLANTERS –TREE PRE-PROCUR	311.93				

Payment Details by Invoice

MUNICIPAL FUND

From Period 6 **To Period** 6 From Date 1/12/2020 To Date 31/12/2020

Cheque/EFT Number	Payment Date	Payee						Payment Amount
211010	31/12/2020	ELLIOTTS IRRIGATION PTY LTD						948.20
		Invoice Number	*Payment Details*	*Amount*	*Discount*	*Retention*	*PPS*	
	$APINVCE	B20567	GROUNDWATER FILTRATION SYSTEM	948.20				
211011	31/12/2020	FARINOSI & SONS PTY LTD						175.13
		Invoice Number	*Payment Details*	*Amount*	*Discount*	*Retention*	*PPS*	
	$APINVCE	10988038	SUPPLY OF 1 X FOLDING CART 1 X STORAGE T	175.13				
211012	31/12/2020	ELGAS SWAP AND GO						88.62
		Invoice Number	*Payment Details*	*Amount*	*Discount*	*Retention*	*PPS*	
	$APINVCE	0363481573	GAS BOTTLE EXCHANGE FOR VIC GARDENS BBQS	88.62				
211013	31/12/2020	HAYS PERSONNEL SERVICES (AUST) PTY LTD						791.38
		Invoice Number	*Payment Details*	*Amount*	*Discount*	*Retention*	*PPS*	
	$APINVCE	9789712	SUPPLY OF MAINTENANCE WORKER ROD TOWLER	791.38				
211014	31/12/2020	CHANDLER MACLEOD LTD						620.49
		Invoice Number	*Payment Details*	*Amount*	*Discount*	*Retention*	*PPS*	
	$APINVCE	93441308	COP CATERING STAFF HIRE.	620.49				
211015	31/12/2020	JONES LANG LASALLE (WA)PTY LTD						57,366.42
		Invoice Number	*Payment Details*	*Amount*	*Discount*	*Retention*	*PPS*	
	$APINVCE	5639380	ENEX 100 RENT LOADING DOCK 14 -2020/2021	57,366.42				
211016	31/12/2020	MAJOR MOTORS PTY LTD						208.63
		Invoice Number	*Payment Details*	*Amount*	*Discount*	*Retention*	*PPS*	
	$APINVCE	985933	REPLACEMENT WINDOW POWER SWITCH AS	208.63				
211017	31/12/2020	PERROTT PAINTING						88.53
		Invoice Number	*Payment Details*	*Amount*	*Discount*	*Retention*	*PPS*	
	$APINVCE	SINV16902	UNPLANNED GRAFFITI REMOVAL & PAINTING SE	88.53				
211018	31/12/2020	RENTOKIL INIRIAL PTY LTD T/AS AMBIUS						8,480.76
		Invoice Number	*Payment Details*	*Amount*	*Discount*	*Retention*	*PPS*	
	$APINVCE	21446258	VARIOUS SITES - INDOOR PLANT HIRE & MAIN	4,240.38				
	$APINVCE	21442068	VARIOUS SITES - INDOOR PLANT HIRE & MAIN	4,240.38				

Payment Details by Invoice

MUNICIPAL FUND

From Period 6 **To Period** 6 From Date 1/12/2020 To Date 31/12/2020

Cheque/EFT Number	*Payment Date*	*Payee*						*Payment Amount*
211019	31/12/2020	A.L BALDOCK & J BALDOCK T/AS PSYCO SANDS						6,410.92
		Invoice Number	*Payment Details*	*Amount*	*Discount*	*Retention*	*PPS*	
	$APINVCE	834	STREET TREE PURCHASE & PLANTING	6,410.92				
211020	31/12/2020	RSEA PTY LTD						4,125.91
		Invoice Number	*Payment Details*	*Amount*	*Discount*	*Retention*	*PPS*	
	$APINVCE	10838044	EMPLOYEE ANNUAL UNIFORM ORDER	340.18				
	$APINVCE	10793275	SAFETY PPE FOR WAC DAYSHIFT.	357.89				
	$APINVCE	10837991	EMPLOYEE ANNUAL UNIFORM ORDER	408.38				
	$APINVCE	10793036	SAFETY PPE FOR WAC DAYSHIFT.	509.03				
	$APINVCE	11029578	SAFETY BOOTS ADAM WRAY	160.60				
	$APINVCE	10837961	EMPLOYEE ANNUAL UNIFORM ORDER	356.13				
	$APINVCE	10710139	3 X HTTPS://WWW.RSEA.COM.AU/WORKPLACE-SA	849.41				
	$APINVCE	10793126	SAFETY PPE FOR WAC DAYSHIFT.	407.28				
	$APINVCE	10837874	EMPLOYEE ANNUAL UNIFORM ORDER	368.23				
	$APINVCE	10793107	SAFETY PPE FOR WAC DAYSHIFT.	368.78				
211021	31/12/2020	STATEWIDE CLEANING SUPPLIES						518.58
		Invoice Number	*Payment Details*	*Amount*	*Discount*	*Retention*	*PPS*	
	$APINVCE	SI408853	BLANKET ORDER FOR STATEWIDE CLEANING PRO	518.58				
211022	31/12/2020	TECHNOLOGY ONE LTD						10,780.00
		Invoice Number	*Payment Details*	*Amount*	*Discount*	*Retention*	*PPS*	
	$APINVCE	194326	TECH ONE RECORD KEEPING DELIVERY FOR COR	10,780.00				
211023	31/12/2020	ABSOLUTE STONE						72,819.74
		Invoice Number	*Payment Details*	*Amount*	*Discount*	*Retention*	*PPS*	
	$APINVCE	19023-13	PROCUREMENT OF GRANITE KERBS	72,819.74				
211024	31/12/2020	TOTAL EDEN PTY LTD						970.04
		Invoice Number	*Payment Details*	*Amount*	*Discount*	*Retention*	*PPS*	
	$APINVCE	411171517	RETICULATION PARTS FOR LANGLEY PARK.	970.04				

Payment Details by Invoice

MUNICIPAL FUND

From Period 6 **To Period** 6 From Date 1/12/2020 To Date 31/12/2020

Cheque/EFT Number	Payment Date	Payee						Payment Amount
211025	31/12/2020	ULTIMO CATERING & EVENTS PTY LTD						2,022.46
		Invoice Number	*Payment Details*	*Amount*	*Discount*	*Retention*	*PPS*	
	$APINVCE	00410823	COP CATERING SUPPLIES	887.70				
	$APINVCE	00410835	COP CATERING SUPPLIES	451.55				
	$APINVCE	00410771	COP CATERING SUPPLIES	269.61				
	$APINVCE	00410834	COP CATERING SUPPLIES	309.10				
	$APINVCE	00410770	COP CATERING SUPPLIES	104.50				
211026	31/12/2020	ONESTEEL TRADING PTY LTD T/AS MIDALIA STEEL						629.64
		Invoice Number	*Payment Details*	*Amount*	*Discount*	*Retention*	*PPS*	
	$APINVCE	63020430	STORES STOCK	629.64				
211027	31/12/2020	WA HINO SALES & SERVICES						497.18
		Invoice Number	*Payment Details*	*Amount*	*Discount*	*Retention*	*PPS*	
	$APINVCE	267378	GREEN GREASE FOR GREASING LINES ON RUBBI	497.18				
211028	31/12/2020	WESTERN AUSTRALIAN TREASURY						277,239.05
		Invoice Number	*Payment Details*	*Amount*	*Discount*	*Retention*	*PPS*	
	$APINVCE	LOAN166DEC2	LOAN 166 CAPITAL & INTEREST DEC 2020	32,774.82				
	$APINVCE	LOAN165DEC2	LOAN 165 CAPITAL & INTEREST DEC 2020	244,464.23				
211029	31/12/2020	WH LOCATIONS SERVICES PTY LTD						1,265.55
		Invoice Number	*Payment Details*	*Amount*	*Discount*	*Retention*	*PPS*	
	$APINVCE	SIN010651	SUPPLY SERVICES 215 WILLIAM ST H/P GAS S	418.00				
	$APINVCE	SIN010629	SUPPLY OF GAS SPOTTER 38 SAINT GEORGES T	847.55				
211030	31/12/2020	BEYOND A HUG						472.00
		Invoice Number	*Payment Details*	*Amount*	*Discount*	*Retention*	*PPS*	
	$CANCHQ	211030	BEYOND BANK	472.00				
211031	31/12/2020	STEVE WRIGGLESWORTH						165.00
		Invoice Number	*Payment Details*	*Amount*	*Discount*	*Retention*	*PPS*	
	$APINVCE	22122020	FOOTCARE MANAGEMENT - S WRIGGLESWORTH	165.00				
211032	31/12/2020	PURSLOWE & CHIPPER FUNERALS						500.00
		Invoice Number	*Payment Details*	*Amount*	*Discount*	*Retention*	*PPS*	
	$APINVCE	32005	BOND REFUND-HIRE TOWN HALL	500.00				

Payment Details by Invoice

MUNICIPAL FUND

From Period 6 **To Period** 6 From Date 1/12/2020 To Date 31/12/2020

Cheque/EFT Number	Payment Date	Payee						Payment Amount
211033	31/12/2020	S KERRIGAN						500.00
		Invoice Number	*Payment Details*	*Amount*	*Discount*	*Retention*	*PPS*	
	$APINVCE	31789	BOND REFUND-HIRE TOWN HALL	500.00				
211034	31/12/2020	CYCLING DEVELOPMENT FOUNDATION						500.00
		Invoice Number	*Payment Details*	*Amount*	*Discount*	*Retention*	*PPS*	
	$APINVCE	EVI201777	EVENT BOND REFUND	500.00				
211035	31/12/2020	QUEENSLAND UNIVERSITY OF TECHNOLOGY						1,000.00
		Invoice Number	*Payment Details*	*Amount*	*Discount*	*Retention*	*PPS*	
	$CANCHQ	211035	NAB	1,000.00				
211036	31/12/2020	PERTH CITY BALLET (BALLET WORKSHOP INC)						1,000.00
		Invoice Number	*Payment Details*	*Amount*	*Discount*	*Retention*	*PPS*	
	$APINVCE	24801	BOND REFUND-HIRE TOWN HALL	1,000.00				
J226785	7/12/2020	CLOUD ACADEMY INC						6,309.44
		Invoice Number	*Payment Details*	*Amount*	*Discount*	*Retention*	*PPS*	
	$APINVCE	11055	INTERNATIONAL PAYMENT	6,309.44				
J226786	7/12/2020	AIRDNA, LLC T/AS AIRDNA, LLC						2,700.00
		Invoice Number	*Payment Details*	*Amount*	*Discount*	*Retention*	*PPS*	
	$APINVCE	INV-007727	SHORT-TERM ACCOMMODATION DATA (12	2,700.00				
J226787	4/12/2020	FINES ENFORCEMENT REGISTRY						31,955.00
		Invoice Number	*Payment Details*	*Amount*	*Discount*	*Retention*	*PPS*	
	$APINVCE	26830132	FINES ENFORCEMENT REGISTRY LODGEMENT FEE	31,955.00				
J226788	4/12/2020	FINES ENFORCEMENT REGISTRY						38,423.00
		Invoice Number	*Payment Details*	*Amount*	*Discount*	*Retention*	*PPS*	
	$APINVCE	26830079	FINES ENFORCEMENT REGISTRY LODGEMENT FEE	38,423.00				
J226826	11/12/2020	MERCER (AUSTRALIA) PTY LTD						21,096.82
		Invoice Number	*Payment Details*	*Amount*	*Discount*	*Retention*	*PPS*	
	$JOURNAL	J226825	14.5% SUPER P/E 4/12/2020	(43,515.28)				

Payment Details by Invoice

MUNICIPAL FUND

From Period 6 **To Period** 6 From Date 1/12/2020 To Date 31/12/2020

Cheque/EFT Number	*Payment Date*	*Payee*	*Payment Amount*
J226916	24/12/2020	MERCER (AUSTRALIA) PTY LTD	20,970.52

	Invoice Number	*Payment Details*	*Amount*	*Discount*	*Retention*	*PPS*
$HRPAYJNL	F 18/12/2020	SGC COMPULSORY - EMPLOYER	127.70			
$HRPAYJNL	F 18/12/2020	SGC COMPULSORY - EMPLOYER	335.71			
$HRPAYJNL	F 18/12/2020	SGC COMPULSORY - EMPLOYER	127.70			
$HRPAYJNL	F 18/12/2020	5% COUNCIL MATCHED COMPANY CONTRIBUTION	34.93			
$HRPAYJNL	F 18/12/2020	SGC COMPULSORY - EMPLOYER	335.71			
$HRPAYJNL	F 18/12/2020	SGC COMPULSORY - EMPLOYER	372.33			
$HRPAYJNL	F 18/12/2020	SGC COMPULSORY - EMPLOYER	335.71			
$HRPAYJNL	F 18/12/2020	5% COUNCIL MATCHED COMPANY CONTRIBUTION	34.93			
$HRPAYJNL	F 18/12/2020	SGC COMPULSORY - EMPLOYER	372.33			
$HRPAYJNL	F 18/12/2020	5% COUNCIL MATCHED COMPANY CONTRIBUTION	34.93			
$HRPAYJNL	F 18/12/2020	SGC COMPULSORY - EMPLOYER	335.71			
$HRPAYJNL	F 18/12/2020	SGC COMPULSORY - EMPLOYER	372.33			
$HRPAYJNL	F 18/12/2020	5% COUNCIL MATCHED COMPANY CONTRIBUTION	34.93			
$HRPAYJNL	F 18/12/2020	SGC COMPULSORY - EMPLOYER	335.71			
$HRPAYJNL	F 18/12/2020	SGC COMPULSORY - EMPLOYER	402.30			
$HRPAYJNL	F 18/12/2020	5% COUNCIL MATCHED COMPANY CONTRIBUTION	34.93			
$HRPAYJNL	F 18/12/2020	5% COUNCIL MATCHED COMPANY CONTRIBUTION	155.60			
$HRPAYJNL	F 18/12/2020	SGC COMPULSORY - EMPLOYER	372.33			
$HRPAYJNL	F 18/12/2020	SGC COMPULSORY - EMPLOYER	402.30			
$HRPAYJNL	F 18/12/2020	5% COUNCIL MATCHED COMPANY CONTRIBUTION	155.60			
$HRPAYJNL	F 18/12/2020	SGC COMPULSORY - EMPLOYER	372.33			
$HRPAYJNL	F 18/12/2020	5% COUNCIL MATCHED COMPANY CONTRIBUTION	283.64			
$HRPAYJNL	F 18/12/2020	SGC COMPULSORY - EMPLOYER	402.30			
$HRPAYJNL	F 18/12/2020	5% COUNCIL MATCHED COMPANY CONTRIBUTION	155.60			
$HRPAYJNL	F 18/12/2020	SGC COMPULSORY - EMPLOYER	402.30			
$HRPAYJNL	F 18/12/2020	5% COUNCIL MATCHED COMPANY CONTRIBUTION	283.64			
$HRPAYJNL	F 18/12/2020	5% COUNCIL MATCHED COMPANY CONTRIBUTION	155.60			
$HRPAYJNL	F 18/12/2020	SGC COMPULSORY - EMPLOYER	402.30			
$HRPAYJNL	F 18/12/2020	5% COUNCIL MATCHED COMPANY CONTRIBUTION	113.32			
$HRPAYJNL	F 18/12/2020	5% COUNCIL MATCHED COMPANY CONTRIBUTION	283.64			
$HRPAYJNL	F 18/12/2020	5% COUNCIL MATCHED COMPANY CONTRIBUTION	155.60			
$HRPAYJNL	F 18/12/2020	5% COUNCIL MATCHED COMPANY CONTRIBUTION	598.67			
$HRPAYJNL	F 18/12/2020	5% COUNCIL MATCHED COMPANY CONTRIBUTION	113.32			
$HRPAYJNL	F 18/12/2020	5% COUNCIL MATCHED COMPANY CONTRIBUTION	283.64			

Cheque/EFT Number	*Payment Date*	*Payee*		*Payment Amount*
$HRPAYJNL	F 18/12/2020	5% COUNCIL MATCHED COMPANY CONTRIBUTION		392.53
$HRPAYJNL	F 18/12/2020	5% COUNCIL MATCHED COMPANY CONTRIBUTION		113.32
$HRPAYJNL	F 18/12/2020	5% COUNCIL MATCHED COMPANY CONTRIBUTION		598.67
$HRPAYJNL	F 18/12/2020	5% COUNCIL MATCHED COMPANY CONTRIBUTION		113.32
$HRPAYJNL	F 18/12/2020	5% COUNCIL MATCHED COMPANY CONTRIBUTION		392.53
$HRPAYJNL	F 18/12/2020	5% COUNCIL MATCHED COMPANY CONTRIBUTION		598.67
$HRPAYJNL	F 18/12/2020	5% COUNCIL MATCHED COMPANY CONTRIBUTION		392.53
$HRPAYJNL	F 18/12/2020	5% COUNCIL MATCHED COMPANY CONTRIBUTION		113.32
$HRPAYJNL	F 18/12/2020	5% COUNCIL MATCHED COMPANY CONTRIBUTION		558.23
$HRPAYJNL	F 18/12/2020	5% COUNCIL MATCHED COMPANY CONTRIBUTION		598.67
$HRPAYJNL	F 18/12/2020	5% COUNCIL MATCHED COMPANY CONTRIBUTION		174.21
$HRPAYJNL	F 18/12/2020	5% COUNCIL MATCHED COMPANY CONTRIBUTION		148.75
$HRPAYJNL	F 18/12/2020	5% COUNCIL MATCHED COMPANY CONTRIBUTION		392.53
$HRPAYJNL	F 18/12/2020	5% COUNCIL MATCHED COMPANY CONTRIBUTION		558.23
$HRPAYJNL	F 18/12/2020	5% COUNCIL MATCHED COMPANY CONTRIBUTION		174.21
$HRPAYJNL	F 18/12/2020	5% COUNCIL MATCHED COMPANY CONTRIBUTION		558.23
$HRPAYJNL	F 18/12/2020	5% COUNCIL MATCHED COMPANY CONTRIBUTION		392.53
$HRPAYJNL	F 18/12/2020	5% COUNCIL MATCHED COMPANY CONTRIBUTION		155.63
$HRPAYJNL	F 18/12/2020	5% COUNCIL MATCHED COMPANY CONTRIBUTION		174.21
$HRPAYJNL	F 18/12/2020	5% COUNCIL MATCHED COMPANY CONTRIBUTION		558.23
$HRPAYJNL	F 18/12/2020	5% COUNCIL MATCHED COMPANY CONTRIBUTION		148.75
$HRPAYJNL	F 18/12/2020	5% COUNCIL MATCHED COMPANY CONTRIBUTION		155.63
$HRPAYJNL	F 18/12/2020	5% COUNCIL MATCHED COMPANY CONTRIBUTION		174.21
$HRPAYJNL	F 18/12/2020	5% COUNCIL MATCHED COMPANY CONTRIBUTION		94.07
$HRPAYJNL	F 18/12/2020	5% COUNCIL MATCHED COMPANY CONTRIBUTION		558.23
$HRPAYJNL	F 18/12/2020	5% COUNCIL MATCHED COMPANY CONTRIBUTION		200.79
$HRPAYJNL	F 18/12/2020	5% COUNCIL MATCHED COMPANY CONTRIBUTION		155.63
$HRPAYJNL	F 18/12/2020	5% COUNCIL MATCHED COMPANY CONTRIBUTION		94.07
$HRPAYJNL	F 18/12/2020	5% COUNCIL MATCHED COMPANY CONTRIBUTION		200.79
$HRPAYJNL	F 18/12/2020	5% COUNCIL MATCHED COMPANY CONTRIBUTION		148.75
$HRPAYJNL	F 18/12/2020	5% COUNCIL MATCHED COMPANY CONTRIBUTION		94.07
$HRPAYJNL	F 18/12/2020	5% COUNCIL MATCHED COMPANY CONTRIBUTION		155.63
$HRPAYJNL	F 18/12/2020	5% COUNCIL MATCHED COMPANY CONTRIBUTION		200.79
$HRPAYJNL	F 18/12/2020	5% COUNCIL MATCHED COMPANY CONTRIBUTION		148.75
$HRPAYJNL	F 18/12/2020	5% COUNCIL MATCHED COMPANY CONTRIBUTION		94.07
$HRPAYJNL	F 18/12/2020	5% COUNCIL MATCHED COMPANY CONTRIBUTION		200.79
$HRPAYJNL	F 18/12/2020	5% COUNCIL MATCHED COMPANY CONTRIBUTION		155.63

Cheque/EFT Number	*Payment Date*	*Payee*		*Payment Amount*
$HRPAYJNL	F 18/12/2020	5% COUNCIL MATCHED COMPANY CONTRIBUTION		175.65
$HRPAYJNL	F 18/12/2020	5% COUNCIL MATCHED COMPANY CONTRIBUTION		148.75
$HRPAYJNL	F 18/12/2020	5% COUNCIL MATCHED COMPANY CONTRIBUTION		280.34
$HRPAYJNL	F 18/12/2020	5% COUNCIL MATCHED COMPANY CONTRIBUTION		94.07
$HRPAYJNL	F 18/12/2020	5% COUNCIL MATCHED COMPANY CONTRIBUTION		58.70
$HRPAYJNL	F 18/12/2020	5% COUNCIL MATCHED COMPANY CONTRIBUTION		200.79
$HRPAYJNL	F 18/12/2020	5% COUNCIL MATCHED COMPANY CONTRIBUTION		52.50
$HRPAYJNL	F 18/12/2020	5% COUNCIL MATCHED COMPANY CONTRIBUTION		175.65
$HRPAYJNL	F 18/12/2020	5% COUNCIL MATCHED COMPANY CONTRIBUTION		280.34
$HRPAYJNL	F 18/12/2020	5% COUNCIL MATCHED COMPANY CONTRIBUTION		52.50
$HRPAYJNL	F 18/12/2020	5% COUNCIL MATCHED COMPANY CONTRIBUTION		58.70
$HRPAYJNL	F 18/12/2020	5% COUNCIL MATCHED COMPANY CONTRIBUTION		52.50
$HRPAYJNL	F 18/12/2020	5% COUNCIL MATCHED COMPANY CONTRIBUTION		280.34
$HRPAYJNL	F 18/12/2020	5% COUNCIL MATCHED COMPANY CONTRIBUTION		175.65
$HRPAYJNL	F 18/12/2020	5% COUNCIL MATCHED COMPANY CONTRIBUTION		58.70
$HRPAYJNL	F 18/12/2020	5% COUNCIL MATCHED COMPANY CONTRIBUTION		52.50
$HRPAYJNL	F 18/12/2020	5% COUNCIL MATCHED COMPANY CONTRIBUTION		280.34
$HRPAYJNL	F 18/12/2020	5% COUNCIL MATCHED COMPANY CONTRIBUTION		58.70
$HRPAYJNL	F 18/12/2020	5% COUNCIL MATCHED COMPANY CONTRIBUTION		211.74
$HRPAYJNL	F 18/12/2020	5% COUNCIL MATCHED COMPANY CONTRIBUTION		175.65
$HRPAYJNL	F 18/12/2020	5% COUNCIL MATCHED COMPANY CONTRIBUTION		52.50
$HRPAYJNL	F 18/12/2020	5% COUNCIL MATCHED COMPANY CONTRIBUTION		45.50
$HRPAYJNL	F 18/12/2020	5% COUNCIL MATCHED COMPANY CONTRIBUTION		211.74
$HRPAYJNL	F 18/12/2020	5% COUNCIL MATCHED COMPANY CONTRIBUTION		45.50
$HRPAYJNL	F 18/12/2020	5% COUNCIL MATCHED COMPANY CONTRIBUTION		175.65
$HRPAYJNL	F 18/12/2020	5% COUNCIL MATCHED COMPANY CONTRIBUTION		34.93
$HRPAYJNL	F 18/12/2020	5% COUNCIL MATCHED COMPANY CONTRIBUTION		280.34
$HRPAYJNL	F 18/12/2020	5% COUNCIL MATCHED COMPANY CONTRIBUTION		782.19
$HRPAYJNL	F 18/12/2020	5% COUNCIL MATCHED COMPANY CONTRIBUTION		211.74
$HRPAYJNL	F 18/12/2020	5% COUNCIL MATCHED COMPANY CONTRIBUTION		45.50
$HRPAYJNL	F 18/12/2020	5% COUNCIL MATCHED COMPANY CONTRIBUTION		34.93
$HRPAYJNL	F 18/12/2020	5% COUNCIL MATCHED COMPANY CONTRIBUTION		782.19
$HRPAYJNL	F 18/12/2020	5% COUNCIL MATCHED COMPANY CONTRIBUTION		211.74
$HRPAYJNL	F 18/12/2020	5% COUNCIL MATCHED COMPANY CONTRIBUTION		45.50
$HRPAYJNL	F 18/12/2020	5% COUNCIL MATCHED COMPANY CONTRIBUTION		211.74
$HRPAYJNL	F 18/12/2020	5% COUNCIL MATCHED COMPANY CONTRIBUTION		58.22
$HRPAYJNL	F 18/12/2020	5% COUNCIL MATCHED COMPANY CONTRIBUTION		34.93

Cheque/EFT Number	*Payment Date*	*Payee*		*Payment Amount*
$HRPAYJNL	F 18/12/2020	5% COUNCIL MATCHED COMPANY CONTRIBUTION		782.19
$HRPAYJNL	F 18/12/2020	5% COUNCIL MATCHED COMPANY CONTRIBUTION		58.22
$HRPAYJNL	F 18/12/2020	5% COUNCIL MATCHED COMPANY CONTRIBUTION		45.50
$HRPAYJNL	F 18/12/2020	5% COUNCIL MATCHED COMPANY CONTRIBUTION		447.18
$HRPAYJNL	F 18/12/2020	5% COUNCIL MATCHED COMPANY CONTRIBUTION		34.93
$HRPAYJNL	F 18/12/2020	5% COUNCIL MATCHED COMPANY CONTRIBUTION		782.19
$HRPAYJNL	F 18/12/2020	5% COUNCIL MATCHED COMPANY CONTRIBUTION		447.18
$HRPAYJNL	F 18/12/2020	5% COUNCIL MATCHED COMPANY CONTRIBUTION		58.22
$HRPAYJNL	F 18/12/2020	5% COUNCIL MATCHED COMPANY CONTRIBUTION		34.93
$HRPAYJNL	F 18/12/2020	5% COUNCIL MATCHED COMPANY CONTRIBUTION		151.45
$HRPAYJNL	F 18/12/2020	5% COUNCIL MATCHED COMPANY CONTRIBUTION		58.22
$HRPAYJNL	F 18/12/2020	5% COUNCIL MATCHED COMPANY CONTRIBUTION		782.19
$HRPAYJNL	F 18/12/2020	SGC COMPULSORY DEFINED BENEFIT 9%		706.57
$HRPAYJNL	F 18/12/2020	5% COUNCIL MATCHED COMPANY CONTRIBUTION		58.22
$HRPAYJNL	F 18/12/2020	5% COUNCIL MATCHED COMPANY CONTRIBUTION		280.14
$HRPAYJNL	F 18/12/2020	5% COUNCIL MATCHED COMPANY CONTRIBUTION		447.18
$HRPAYJNL	F 18/12/2020	5% COUNCIL MATCHED COMPANY CONTRIBUTION		151.45
$HRPAYJNL	F 18/12/2020	SGC COMPULSORY DEFINED BENEFIT 9%		706.57
$HRPAYJNL	F 18/12/2020	5% COUNCIL MATCHED COMPANY CONTRIBUTION		280.14
$HRPAYJNL	F 18/12/2020	5% COUNCIL MATCHED COMPANY CONTRIBUTION		447.18
$HRPAYJNL	F 18/12/2020	5% COUNCIL MATCHED COMPANY CONTRIBUTION		151.45
$HRPAYJNL	F 18/12/2020	5% COUNCIL MATCHED COMPANY CONTRIBUTION		280.14
$HRPAYJNL	F 18/12/2020	SGC COMPULSORY DEFINED BENEFIT 9%		706.57
$HRPAYJNL	F 18/12/2020	5% COUNCIL MATCHED COMPANY CONTRIBUTION		447.18
$HRPAYJNL	F 18/12/2020	5% COUNCIL MATCHED COMPANY CONTRIBUTION		177.69
$HRPAYJNL	F 18/12/2020	5% COUNCIL MATCHED COMPANY CONTRIBUTION		280.14
$HRPAYJNL	F 18/12/2020	5% COUNCIL MATCHED COMPANY CONTRIBUTION		151.45
$HRPAYJNL	F 18/12/2020	SGC COMPULSORY DEFINED BENEFIT 9%		706.57
$HRPAYJNL	F 18/12/2020	SGC COMPULSORY DEFINED BENEFIT 9%		62.87
$HRPAYJNL	F 18/12/2020	5% COUNCIL MATCHED COMPANY CONTRIBUTION		177.69
$HRPAYJNL	F 18/12/2020	5% COUNCIL MATCHED COMPANY CONTRIBUTION		280.14
$HRPAYJNL	F 18/12/2020	5% COUNCIL MATCHED COMPANY CONTRIBUTION		162.15
$HRPAYJNL	F 18/12/2020	5% COUNCIL MATCHED COMPANY CONTRIBUTION		177.69
$HRPAYJNL	F 18/12/2020	5% COUNCIL MATCHED COMPANY CONTRIBUTION		151.45
$HRPAYJNL	F 18/12/2020	5% COUNCIL MATCHED COMPANY CONTRIBUTION		38.10
$HRPAYJNL	F 18/12/2020	SGC COMPULSORY DEFINED BENEFIT 9%		62.87
$HRPAYJNL	F 18/12/2020	5% COUNCIL MATCHED COMPANY CONTRIBUTION		162.15

Cheque/EFT Number	*Payment Date*	*Payee*		*Payment Amount*
$HRPAYJNL	F 18/12/2020	5% COUNCIL MATCHED COMPANY CONTRIBUTION		177.69
$HRPAYJNL	F 18/12/2020	SGC COMPULSORY DEFINED BENEFIT 9%		62.87
$HRPAYJNL	F 18/12/2020	5% COUNCIL MATCHED COMPANY CONTRIBUTION		38.10
$HRPAYJNL	F 18/12/2020	5% COUNCIL MATCHED COMPANY CONTRIBUTION		162.15
$HRPAYJNL	F 18/12/2020	5% COUNCIL MATCHED COMPANY CONTRIBUTION		177.69
$HRPAYJNL	F 18/12/2020	5% COUNCIL MATCHED COMPANY CONTRIBUTION		100.27
$HRPAYJNL	F 18/12/2020	5% COUNCIL MATCHED COMPANY CONTRIBUTION		162.15
$HRPAYJNL	F 18/12/2020	5% COUNCIL MATCHED COMPANY CONTRIBUTION		38.10
$HRPAYJNL	F 18/12/2020	SGC COMPULSORY DEFINED BENEFIT 9%		62.87
$HRPAYJNL	F 18/12/2020	5% COUNCIL MATCHED COMPANY CONTRIBUTION		100.27
$HRPAYJNL	F 18/12/2020	5% COUNCIL MATCHED COMPANY CONTRIBUTION		162.15
$HRPAYJNL	F 18/12/2020	5% COUNCIL MATCHED COMPANY CONTRIBUTION		56.17
$HRPAYJNL	F 18/12/2020	5% COUNCIL MATCHED COMPANY CONTRIBUTION		38.10
$HRPAYJNL	F 18/12/2020	SGC COMPULSORY DEFINED BENEFIT 9%		62.87
$HRPAYJNL	F 18/12/2020	SGC COMPULSORY DEFINED BENEFIT 9%		113.40
$HRPAYJNL	F 18/12/2020	5% COUNCIL MATCHED COMPANY CONTRIBUTION		100.27
$HRPAYJNL	F 18/12/2020	5% COUNCIL MATCHED COMPANY CONTRIBUTION		56.17
$HRPAYJNL	F 18/12/2020	5% COUNCIL MATCHED COMPANY CONTRIBUTION		38.10
$HRPAYJNL	F 18/12/2020	SGC COMPULSORY DEFINED BENEFIT 9%		113.40
$HRPAYJNL	F 18/12/2020	5% COUNCIL MATCHED COMPANY CONTRIBUTION		100.27
$HRPAYJNL	F 18/12/2020	5% COUNCIL MATCHED COMPANY CONTRIBUTION		279.55
$HRPAYJNL	F 18/12/2020	5% COUNCIL MATCHED COMPANY CONTRIBUTION		56.17
$HRPAYJNL	F 18/12/2020	5% COUNCIL MATCHED COMPANY CONTRIBUTION		35.00
$HRPAYJNL	F 18/12/2020	SGC COMPULSORY DEFINED BENEFIT 9%		113.40
$HRPAYJNL	F 18/12/2020	5% COUNCIL MATCHED COMPANY CONTRIBUTION		279.55
$HRPAYJNL	F 18/12/2020	5% COUNCIL MATCHED COMPANY CONTRIBUTION		56.17
$HRPAYJNL	F 18/12/2020	5% COUNCIL MATCHED COMPANY CONTRIBUTION		35.00
$HRPAYJNL	F 18/12/2020	5% COUNCIL MATCHED COMPANY CONTRIBUTION		279.55
$HRPAYJNL	F 18/12/2020	5% COUNCIL MATCHED COMPANY CONTRIBUTION		56.17
$HRPAYJNL	F 18/12/2020	5% COUNCIL MATCHED COMPANY CONTRIBUTION		394.05
$HRPAYJNL	F 18/12/2020	SGC COMPULSORY DEFINED BENEFIT 9%		113.40
$HRPAYJNL	F 18/12/2020	5% COUNCIL MATCHED COMPANY CONTRIBUTION		279.55
$HRPAYJNL	F 18/12/2020	5% COUNCIL MATCHED COMPANY CONTRIBUTION		394.05
$HRPAYJNL	F 18/12/2020	5% COUNCIL MATCHED COMPANY CONTRIBUTION		35.00
$HRPAYJNL	F 18/12/2020	5% COUNCIL MATCHED COMPANY CONTRIBUTION		279.55
$HRPAYJNL	F 18/12/2020	5% COUNCIL MATCHED COMPANY CONTRIBUTION		194.53
$HRPAYJNL	F 18/12/2020	SGC COMPULSORY DEFINED BENEFIT 9%		113.40

Cheque/EFT Number	*Payment Date*	*Payee*		*Payment Amount*
$HRPAYJNL	F 18/12/2020	SGC COMPULSORY DEFINED BENEFIT 9%		63.00
$HRPAYJNL	F 18/12/2020	5% COUNCIL MATCHED COMPANY CONTRIBUTION		394.05
$HRPAYJNL	F 18/12/2020	5% COUNCIL MATCHED COMPANY CONTRIBUTION		35.00
$HRPAYJNL	F 18/12/2020	5% COUNCIL MATCHED COMPANY CONTRIBUTION		194.53
$HRPAYJNL	F 18/12/2020	SGC COMPULSORY DEFINED BENEFIT 9%		63.00
$HRPAYJNL	F 18/12/2020	5% COUNCIL MATCHED COMPANY CONTRIBUTION		394.05
$HRPAYJNL	F 18/12/2020	5% COUNCIL MATCHED COMPANY CONTRIBUTION		194.53
$HRPAYJNL	F 18/12/2020	5% COUNCIL MATCHED COMPANY CONTRIBUTION		35.00
$HRPAYJNL	F 18/12/2020	5% COUNCIL MATCHED COMPANY CONTRIBUTION		242.51
$HRPAYJNL	F 18/12/2020	SGC COMPULSORY DEFINED BENEFIT 9%		63.00
$HRPAYJNL	F 18/12/2020	5% COUNCIL MATCHED COMPANY CONTRIBUTION		394.05
$HRPAYJNL	F 18/12/2020	5% COUNCIL MATCHED COMPANY CONTRIBUTION		1,272.17
$HRPAYJNL	F 18/12/2020	5% COUNCIL MATCHED COMPANY CONTRIBUTION		194.53
$HRPAYJNL	F 18/12/2020	5% COUNCIL MATCHED COMPANY CONTRIBUTION		1,272.17
$HRPAYJNL	F 18/12/2020	5% COUNCIL MATCHED COMPANY CONTRIBUTION		242.51
$HRPAYJNL	F 18/12/2020	SGC COMPULSORY DEFINED BENEFIT 9%		63.00
$HRPAYJNL	F 18/12/2020	5% COUNCIL MATCHED COMPANY CONTRIBUTION		194.53
$HRPAYJNL	F 18/12/2020	5% COUNCIL MATCHED COMPANY CONTRIBUTION		240.30
$HRPAYJNL	F 18/12/2020	5% COUNCIL MATCHED COMPANY CONTRIBUTION		1,272.17
$HRPAYJNL	F 18/12/2020	5% COUNCIL MATCHED COMPANY CONTRIBUTION		242.51
$HRPAYJNL	F 18/12/2020	SGC COMPULSORY DEFINED BENEFIT 9%		63.00
$HRPAYJNL	F 18/12/2020	SGC COMPULSORY DEFINED BENEFIT 9%		361.43
$HRPAYJNL	F 18/12/2020	5% COUNCIL MATCHED COMPANY CONTRIBUTION		240.30
$HRPAYJNL	F 18/12/2020	5% COUNCIL MATCHED COMPANY CONTRIBUTION		1,272.17
$HRPAYJNL	F 18/12/2020	5% COUNCIL MATCHED COMPANY CONTRIBUTION		242.51
$HRPAYJNL	F 18/12/2020	5% COUNCIL MATCHED COMPANY CONTRIBUTION		240.30
$HRPAYJNL	F 18/12/2020	SGC COMPULSORY DEFINED BENEFIT 9%		361.43
$HRPAYJNL	F 18/12/2020	5% COUNCIL MATCHED COMPANY CONTRIBUTION		1,272.17
$HRPAYJNL	F 18/12/2020	SGC COMPULSORY DEFINED BENEFIT 9%		316.18
$HRPAYJNL	F 18/12/2020	5% COUNCIL MATCHED COMPANY CONTRIBUTION		240.30
$HRPAYJNL	F 18/12/2020	5% COUNCIL MATCHED COMPANY CONTRIBUTION		242.51
$HRPAYJNL	F 18/12/2020	5% COUNCIL MATCHED COMPANY CONTRIBUTION		180.34
$HRPAYJNL	F 18/12/2020	SGC COMPULSORY DEFINED BENEFIT 9%		361.43
$HRPAYJNL	F 18/12/2020	SGC COMPULSORY DEFINED BENEFIT 9%		316.18
$HRPAYJNL	F 18/12/2020	5% COUNCIL MATCHED COMPANY CONTRIBUTION		240.30
$HRPAYJNL	F 18/12/2020	5% COUNCIL MATCHED COMPANY CONTRIBUTION		16.18
$HRPAYJNL	F 18/12/2020	SGC COMPULSORY DEFINED BENEFIT 9%		316.18

Cheque/EFT Number	*Payment Date*	*Payee*		*Payment Amount*
$HRPAYJNL	F 18/12/2020	5% COUNCIL MATCHED COMPANY CONTRIBUTION		180.34
$HRPAYJNL	F 18/12/2020	SGC COMPULSORY DEFINED BENEFIT 9%		361.43
$HRPAYJNL	F 18/12/2020	5% COUNCIL MATCHED COMPANY CONTRIBUTION		16.18
$HRPAYJNL	F 18/12/2020	SGC COMPULSORY DEFINED BENEFIT 9%		316.18
$HRPAYJNL	F 18/12/2020	5% COUNCIL MATCHED COMPANY CONTRIBUTION		180.34
$HRPAYJNL	F 18/12/2020	SGC COMPULSORY DEFINED BENEFIT 9%		361.43
$HRPAYJNL	F 18/12/2020	5% COUNCIL MATCHED COMPANY CONTRIBUTION		104.78
$HRPAYJNL	F 18/12/2020	5% COUNCIL MATCHED COMPANY CONTRIBUTION		16.18
$HRPAYJNL	F 18/12/2020	SGC COMPULSORY DEFINED BENEFIT 9%		316.18
$HRPAYJNL	F 18/12/2020	SGC COMPULSORY DEFINED BENEFIT 9%		510.54
$HRPAYJNL	F 18/12/2020	5% COUNCIL MATCHED COMPANY CONTRIBUTION		180.34
$HRPAYJNL	F 18/12/2020	5% COUNCIL MATCHED COMPANY CONTRIBUTION		16.18
$HRPAYJNL	F 18/12/2020	5% COUNCIL MATCHED COMPANY CONTRIBUTION		104.78
$HRPAYJNL	F 18/12/2020	5% COUNCIL MATCHED COMPANY CONTRIBUTION		16.18
$HRPAYJNL	F 18/12/2020	SGC COMPULSORY DEFINED BENEFIT 9%		510.54
$HRPAYJNL	F 18/12/2020	5% COUNCIL MATCHED COMPANY CONTRIBUTION		180.34
$HRPAYJNL	F 18/12/2020	5% COUNCIL MATCHED COMPANY CONTRIBUTION		373.57
$HRPAYJNL	F 18/12/2020	5% COUNCIL MATCHED COMPANY CONTRIBUTION		104.78
$HRPAYJNL	F 18/12/2020	5% COUNCIL MATCHED COMPANY CONTRIBUTION		280.32
$HRPAYJNL	F 18/12/2020	SGC COMPULSORY DEFINED BENEFIT 9%		510.54
$HRPAYJNL	F 18/12/2020	5% COUNCIL MATCHED COMPANY CONTRIBUTION		373.57
$HRPAYJNL	F 18/12/2020	5% COUNCIL MATCHED COMPANY CONTRIBUTION		280.32
$HRPAYJNL	F 18/12/2020	5% COUNCIL MATCHED COMPANY CONTRIBUTION		104.78
$HRPAYJNL	F 18/12/2020	5% COUNCIL MATCHED COMPANY CONTRIBUTION		373.57
$HRPAYJNL	F 18/12/2020	5% COUNCIL MATCHED COMPANY CONTRIBUTION		280.32
$HRPAYJNL	F 18/12/2020	5% COUNCIL MATCHED COMPANY CONTRIBUTION		104.78
$HRPAYJNL	F 18/12/2020	5% COUNCIL MATCHED COMPANY CONTRIBUTION		194.53
$HRPAYJNL	F 18/12/2020	SGC COMPULSORY DEFINED BENEFIT 9%		510.54
$HRPAYJNL	F 18/12/2020	5% COUNCIL MATCHED COMPANY CONTRIBUTION		280.32
$HRPAYJNL	F 18/12/2020	SGC COMPULSORY DEFINED BENEFIT 9%		510.54
$HRPAYJNL	F 18/12/2020	SGC COMPULSORY DEFINED BENEFIT 9%		203.97
$HRPAYJNL	F 18/12/2020	5% COUNCIL MATCHED COMPANY CONTRIBUTION		373.57
$HRPAYJNL	F 18/12/2020	5% COUNCIL MATCHED COMPANY CONTRIBUTION		280.32
$HRPAYJNL	F 18/12/2020	SGC COMPULSORY DEFINED BENEFIT 9%		280.13
$HRPAYJNL	F 18/12/2020	5% COUNCIL MATCHED COMPANY CONTRIBUTION		194.53
$HRPAYJNL	F 18/12/2020	SGC COMPULSORY DEFINED BENEFIT 9%		203.97
$HRPAYJNL	F 18/12/2020	SGC COMPULSORY DEFINED BENEFIT 9%		280.13

Cheque/EFT Number	*Payment Date*	*Payee*		*Payment Amount*
$HRPAYJNL	F 18/12/2020	5% COUNCIL MATCHED COMPANY CONTRIBUTION		194.53
$HRPAYJNL	F 18/12/2020	5% COUNCIL MATCHED COMPANY CONTRIBUTION		373.57
$HRPAYJNL	F 18/12/2020	5% COUNCIL MATCHED COMPANY CONTRIBUTION		61.12
$HRPAYJNL	F 18/12/2020	SGC COMPULSORY DEFINED BENEFIT 9%		203.97
$HRPAYJNL	F 18/12/2020	SGC COMPULSORY DEFINED BENEFIT 9%		280.13
$HRPAYJNL	F 18/12/2020	5% COUNCIL MATCHED COMPANY CONTRIBUTION		61.12
$HRPAYJNL	F 18/12/2020	SGC COMPULSORY DEFINED BENEFIT 9%		203.97
$HRPAYJNL	F 18/12/2020	5% COUNCIL MATCHED COMPANY CONTRIBUTION		194.53
$HRPAYJNL	F 18/12/2020	SGC COMPULSORY DEFINED BENEFIT 9%		280.13
$HRPAYJNL	F 18/12/2020	5% COUNCIL MATCHED COMPANY CONTRIBUTION		61.12
$HRPAYJNL	F 18/12/2020	SGC COMPULSORY DEFINED BENEFIT 9%		203.97
$HRPAYJNL	F 18/12/2020	SGC COMPULSORY DEFINED BENEFIT 9%		62.87
$HRPAYJNL	F 18/12/2020	5% COUNCIL MATCHED COMPANY CONTRIBUTION		194.53
$HRPAYJNL	F 18/12/2020	5% COUNCIL MATCHED COMPANY CONTRIBUTION		92.41
$HRPAYJNL	F 18/12/2020	SGC COMPULSORY DEFINED BENEFIT 9%		280.13
$HRPAYJNL	F 18/12/2020	SGC COMPULSORY DEFINED BENEFIT 9%		280.12
$HRPAYJNL	F 18/12/2020	SGC COMPULSORY DEFINED BENEFIT 9%		62.87
$HRPAYJNL	F 18/12/2020	5% COUNCIL MATCHED COMPANY CONTRIBUTION		61.12
$HRPAYJNL	F 18/12/2020	SGC COMPULSORY DEFINED BENEFIT 9%		280.12
$HRPAYJNL	F 18/12/2020	5% COUNCIL MATCHED COMPANY CONTRIBUTION		92.41
$HRPAYJNL	F 18/12/2020	SGC COMPULSORY DEFINED BENEFIT 9%		62.87
$HRPAYJNL	F 18/12/2020	SGC COMPULSORY DEFINED BENEFIT 9%		280.12
$HRPAYJNL	F 18/12/2020	5% COUNCIL MATCHED COMPANY CONTRIBUTION		61.12
$HRPAYJNL	F 18/12/2020	5% COUNCIL MATCHED COMPANY CONTRIBUTION		79.89
$HRPAYJNL	F 18/12/2020	5% COUNCIL MATCHED COMPANY CONTRIBUTION		92.41
$HRPAYJNL	F 18/12/2020	SGC COMPULSORY DEFINED BENEFIT 9%		62.87
$HRPAYJNL	F 18/12/2020	SGC COMPULSORY DEFINED BENEFIT 9%		280.12
$HRPAYJNL	F 18/12/2020	SGC COMPULSORY DEFINED BENEFIT 9%		62.87
$HRPAYJNL	F 18/12/2020	SGC COMPULSORY DEFINED BENEFIT 9%		169.31
$HRPAYJNL	F 18/12/2020	5% COUNCIL MATCHED COMPANY CONTRIBUTION		79.89
$HRPAYJNL	F 18/12/2020	5% COUNCIL MATCHED COMPANY CONTRIBUTION		92.41
$HRPAYJNL	F 18/12/2020	SGC COMPULSORY DEFINED BENEFIT 9%		280.12
$HRPAYJNL	F 18/12/2020	SGC COMPULSORY DEFINED BENEFIT 9%		1,077.62
$HRPAYJNL	F 18/12/2020	SGC COMPULSORY DEFINED BENEFIT 9%		169.31
$HRPAYJNL	F 18/12/2020	5% COUNCIL MATCHED COMPANY CONTRIBUTION		79.89
$HRPAYJNL	F 18/12/2020	5% COUNCIL MATCHED COMPANY CONTRIBUTION		92.41
$HRPAYJNL	F 18/12/2020	5% COUNCIL MATCHED COMPANY CONTRIBUTION		63.00

Cheque/EFT Number	*Payment Date*	*Payee*		*Payment Amount*
$HRPAYJNL	F 18/12/2020	SGC COMPULSORY DEFINED BENEFIT 9%		1,077.62
$HRPAYJNL	F 18/12/2020	SGC COMPULSORY DEFINED BENEFIT 9%		169.31
$HRPAYJNL	F 18/12/2020	SGC COMPULSORY DEFINED BENEFIT 9%		1,077.62
$HRPAYJNL	F 18/12/2020	5% COUNCIL MATCHED COMPANY CONTRIBUTION		79.89
$HRPAYJNL	F 18/12/2020	5% COUNCIL MATCHED COMPANY CONTRIBUTION		63.00
$HRPAYJNL	F 18/12/2020	SGC COMPULSORY DEFINED BENEFIT 9%		1,077.62
$HRPAYJNL	F 18/12/2020	SGC COMPULSORY DEFINED BENEFIT 9%		169.31
$HRPAYJNL	F 18/12/2020	5% COUNCIL MATCHED COMPANY CONTRIBUTION		79.89
$HRPAYJNL	F 18/12/2020	5% COUNCIL MATCHED COMPANY CONTRIBUTION		184.90
$HRPAYJNL	F 18/12/2020	5% COUNCIL MATCHED COMPANY CONTRIBUTION		63.00
$HRPAYJNL	F 18/12/2020	SGC COMPULSORY DEFINED BENEFIT 9%		1,077.62
$HRPAYJNL	F 18/12/2020	SGC COMPULSORY DEFINED BENEFIT 9%		350.15
$HRPAYJNL	F 18/12/2020	5% COUNCIL MATCHED COMPANY CONTRIBUTION		184.90
$HRPAYJNL	F 18/12/2020	SGC COMPULSORY DEFINED BENEFIT 9%		169.31
$HRPAYJNL	F 18/12/2020	SGC COMPULSORY DEFINED BENEFIT 9%		166.35
$HRPAYJNL	F 18/12/2020	SGC COMPULSORY DEFINED BENEFIT 9%		350.15
$HRPAYJNL	F 18/12/2020	5% COUNCIL MATCHED COMPANY CONTRIBUTION		63.00
$HRPAYJNL	F 18/12/2020	5% COUNCIL MATCHED COMPANY CONTRIBUTION		184.90
$HRPAYJNL	F 18/12/2020	SGC COMPULSORY DEFINED BENEFIT 9%		166.35
$HRPAYJNL	F 18/12/2020	SGC COMPULSORY DEFINED BENEFIT 9%		350.15
$HRPAYJNL	F 18/12/2020	5% COUNCIL MATCHED COMPANY CONTRIBUTION		63.00
$HRPAYJNL	F 18/12/2020	5% COUNCIL MATCHED COMPANY CONTRIBUTION		76.20
$HRPAYJNL	F 18/12/2020	5% COUNCIL MATCHED COMPANY CONTRIBUTION		184.90
$HRPAYJNL	F 18/12/2020	SGC COMPULSORY DEFINED BENEFIT 9%		166.35
$HRPAYJNL	F 18/12/2020	SGC COMPULSORY DEFINED BENEFIT 9%		350.15
$HRPAYJNL	F 18/12/2020	5% COUNCIL MATCHED COMPANY CONTRIBUTION		184.90
$HRPAYJNL	F 18/12/2020	5% COUNCIL MATCHED COMPANY CONTRIBUTION		50.32
$HRPAYJNL	F 18/12/2020	5% COUNCIL MATCHED COMPANY CONTRIBUTION		76.20
$HRPAYJNL	F 18/12/2020	SGC COMPULSORY DEFINED BENEFIT 9%		166.35
$HRPAYJNL	F 18/12/2020	SGC COMPULSORY DEFINED BENEFIT 9%		350.15
$HRPAYJNL	F 18/12/2020	SGC COMPULSORY DEFINED BENEFIT 9%		436.51
$HRPAYJNL	F 18/12/2020	5% COUNCIL MATCHED COMPANY CONTRIBUTION		76.20
$HRPAYJNL	F 18/12/2020	5% COUNCIL MATCHED COMPANY CONTRIBUTION		50.32
$HRPAYJNL	F 18/12/2020	SGC COMPULSORY DEFINED BENEFIT 9%		166.35
$HRPAYJNL	F 18/12/2020	SGC COMPULSORY DEFINED BENEFIT 9%		686.76
$HRPAYJNL	F 18/12/2020	SGC COMPULSORY DEFINED BENEFIT 9%		436.51
$HRPAYJNL	F 18/12/2020	5% COUNCIL MATCHED COMPANY CONTRIBUTION		50.32

Cheque/EFT Number	*Payment Date*	*Payee*		*Payment Amount*
$HRPAYJNL	F 18/12/2020	SGC COMPULSORY DEFINED BENEFIT 9%		686.76
$HRPAYJNL	F 18/12/2020	5% COUNCIL MATCHED COMPANY CONTRIBUTION		76.20
$HRPAYJNL	F 18/12/2020	SGC COMPULSORY DEFINED BENEFIT 9%		436.51
$HRPAYJNL	F 18/12/2020	5% COUNCIL MATCHED COMPANY CONTRIBUTION		50.32
$HRPAYJNL	F 18/12/2020	SGC COMPULSORY DEFINED BENEFIT 9%		686.76
$HRPAYJNL	F 18/12/2020	5% COUNCIL MATCHED COMPANY CONTRIBUTION		76.20
$HRPAYJNL	F 18/12/2020	5% COUNCIL MATCHED COMPANY CONTRIBUTION		17.50
$HRPAYJNL	F 18/12/2020	SGC COMPULSORY DEFINED BENEFIT 9%		436.51
$HRPAYJNL	F 18/12/2020	SGC COMPULSORY DEFINED BENEFIT 9%		686.76
$HRPAYJNL	F 18/12/2020	5% COUNCIL MATCHED COMPANY CONTRIBUTION		50.32
$HRPAYJNL	F 18/12/2020	5% COUNCIL MATCHED COMPANY CONTRIBUTION		20.63
$HRPAYJNL	F 18/12/2020	SGC COMPULSORY DEFINED BENEFIT 9%		436.51
$HRPAYJNL	F 18/12/2020	SGC COMPULSORY DEFINED BENEFIT 9%		804.89
$HRPAYJNL	F 18/12/2020	5% COUNCIL MATCHED COMPANY CONTRIBUTION		17.50
$HRPAYJNL	F 18/12/2020	SGC COMPULSORY DEFINED BENEFIT 9%		686.76
$HRPAYJNL	F 18/12/2020	SGC COMPULSORY DEFINED BENEFIT 9%		272.60
$HRPAYJNL	F 18/12/2020	5% COUNCIL MATCHED COMPANY CONTRIBUTION		20.63
$HRPAYJNL	F 18/12/2020	SGC COMPULSORY DEFINED BENEFIT 9%		804.89
$HRPAYJNL	F 18/12/2020	5% COUNCIL MATCHED COMPANY CONTRIBUTION		17.50
$HRPAYJNL	F 18/12/2020	SGC COMPULSORY DEFINED BENEFIT 9%		272.60
$HRPAYJNL	F 18/12/2020	SGC COMPULSORY DEFINED BENEFIT 9%		804.89
$HRPAYJNL	F 18/12/2020	5% COUNCIL MATCHED COMPANY CONTRIBUTION		20.63
$HRPAYJNL	F 18/12/2020	SGC COMPULSORY DEFINED BENEFIT 9%		272.60
$HRPAYJNL	F 18/12/2020	5% COUNCIL MATCHED COMPANY CONTRIBUTION		17.50
$HRPAYJNL	F 18/12/2020	SGC COMPULSORY DEFINED BENEFIT 9%		804.89
$HRPAYJNL	F 18/12/2020	SGC COMPULSORY DEFINED BENEFIT 9%		272.60
$HRPAYJNL	F 18/12/2020	5% COUNCIL MATCHED COMPANY CONTRIBUTION		20.63
$HRPAYJNL	F 18/12/2020	5% COUNCIL MATCHED COMPANY CONTRIBUTION		17.50
$HRPAYJNL	F 18/12/2020	5% COUNCIL MATCHED COMPANY CONTRIBUTION		38.12
$HRPAYJNL	F 18/12/2020	SGC COMPULSORY DEFINED BENEFIT 9%		804.89
$HRPAYJNL	F 18/12/2020	SGC COMPULSORY DEFINED BENEFIT 9%		272.60
$HRPAYJNL	F 18/12/2020	SGC COMPULSORY DEFINED BENEFIT 9%		68.58
$HRPAYJNL	F 18/12/2020	5% COUNCIL MATCHED COMPANY CONTRIBUTION		20.63
$HRPAYJNL	F 18/12/2020	5% COUNCIL MATCHED COMPANY CONTRIBUTION		56.17
$HRPAYJNL	F 18/12/2020	5% COUNCIL MATCHED COMPANY CONTRIBUTION		38.12
$HRPAYJNL	F 18/12/2020	SGC COMPULSORY DEFINED BENEFIT 9%		68.58
$HRPAYJNL	F 18/12/2020	5% COUNCIL MATCHED COMPANY CONTRIBUTION		56.17

Cheque/EFT Number	*Payment Date*	*Payee*		*Payment Amount*
$HRPAYJNL	F 18/12/2020	SGC COMPULSORY DEFINED BENEFIT 9%		68.58
$HRPAYJNL	F 18/12/2020	5% COUNCIL MATCHED COMPANY CONTRIBUTION		38.12
$HRPAYJNL	F 18/12/2020	5% COUNCIL MATCHED COMPANY CONTRIBUTION		56.17
$HRPAYJNL	F 18/12/2020	SGC COMPULSORY DEFINED BENEFIT 9%		68.58
$HRPAYJNL	F 18/12/2020	5% COUNCIL MATCHED COMPANY CONTRIBUTION		56.17
$HRPAYJNL	F 18/12/2020	SGC COMPULSORY DEFINED BENEFIT 9%		90.58
$HRPAYJNL	F 18/12/2020	5% COUNCIL MATCHED COMPANY CONTRIBUTION		38.12
$HRPAYJNL	F 18/12/2020	SGC COMPULSORY DEFINED BENEFIT 9%		68.58
$HRPAYJNL	F 18/12/2020	SGC COMPULSORY DEFINED BENEFIT 9%		143.81
$HRPAYJNL	F 18/12/2020	5% COUNCIL MATCHED COMPANY CONTRIBUTION		56.17
$HRPAYJNL	F 18/12/2020	5% COUNCIL MATCHED COMPANY CONTRIBUTION		212.80
$HRPAYJNL	F 18/12/2020	5% COUNCIL MATCHED COMPANY CONTRIBUTION		38.12
$HRPAYJNL	F 18/12/2020	5% COUNCIL MATCHED COMPANY CONTRIBUTION		113.51
$HRPAYJNL	F 18/12/2020	SGC COMPULSORY DEFINED BENEFIT 9%		90.58
$HRPAYJNL	F 18/12/2020	SGC COMPULSORY DEFINED BENEFIT 9%		143.81
$HRPAYJNL	F 18/12/2020	5% COUNCIL MATCHED COMPANY CONTRIBUTION		212.80
$HRPAYJNL	F 18/12/2020	SGC COMPULSORY DEFINED BENEFIT 9%		90.58
$HRPAYJNL	F 18/12/2020	SGC COMPULSORY DEFINED BENEFIT 9%		143.81
$HRPAYJNL	F 18/12/2020	5% COUNCIL MATCHED COMPANY CONTRIBUTION		113.51
$HRPAYJNL	F 18/12/2020	5% COUNCIL MATCHED COMPANY CONTRIBUTION		212.80
$HRPAYJNL	F 18/12/2020	SGC COMPULSORY DEFINED BENEFIT 9%		90.58
$HRPAYJNL	F 18/12/2020	SGC COMPULSORY DEFINED BENEFIT 9%		143.81
$HRPAYJNL	F 18/12/2020	5% COUNCIL MATCHED COMPANY CONTRIBUTION		113.51
$HRPAYJNL	F 18/12/2020	5% COUNCIL MATCHED COMPANY CONTRIBUTION		212.80
$HRPAYJNL	F 18/12/2020	5% COUNCIL MATCHED COMPANY CONTRIBUTION		188.81
$HRPAYJNL	F 18/12/2020	5% COUNCIL MATCHED COMPANY CONTRIBUTION		113.51
$HRPAYJNL	F 18/12/2020	5% COUNCIL MATCHED COMPANY CONTRIBUTION		188.81
$HRPAYJNL	F 18/12/2020	5% COUNCIL MATCHED COMPANY CONTRIBUTION		113.51
$HRPAYJNL	F 18/12/2020	5% COUNCIL MATCHED COMPANY CONTRIBUTION		188.81
$HRPAYJNL	F 18/12/2020	5% COUNCIL MATCHED COMPANY CONTRIBUTION		561.30
$HRPAYJNL	F 18/12/2020	5% COUNCIL MATCHED COMPANY CONTRIBUTION		188.81
$HRPAYJNL	F 18/12/2020	SGC COMPULSORY DEFINED BENEFIT 9%		188.60
$HRPAYJNL	F 18/12/2020	5% COUNCIL MATCHED COMPANY CONTRIBUTION		561.30
$HRPAYJNL	F 18/12/2020	SGC COMPULSORY DEFINED BENEFIT 9%		188.60
$HRPAYJNL	F 18/12/2020	5% COUNCIL MATCHED COMPANY CONTRIBUTION		561.30
$HRPAYJNL	F 18/12/2020	SGC COMPULSORY DEFINED BENEFIT 9%		188.60
$HRPAYJNL	F 18/12/2020	5% COUNCIL MATCHED COMPANY CONTRIBUTION		561.30

From Period 6 **To Period** 6 From Date 1/12/2020 To Date 31/12/2020

Cheque/EFT Number	*Payment Date*	*Payee*		*Payment Amount*
$HRPAYJNL	F 18/12/2020	5% COUNCIL MATCHED COMPANY CONTRIBUTION		89.75
$HRPAYJNL	F 18/12/2020	SGC COMPULSORY DEFINED BENEFIT 9%		188.60
$HRPAYJNL	F 18/12/2020	SGC COMPULSORY DEFINED BENEFIT 9%		68.59
$HRPAYJNL	F 18/12/2020	5% COUNCIL MATCHED COMPANY CONTRIBUTION		89.75
$HRPAYJNL	F 18/12/2020	SGC COMPULSORY DEFINED BENEFIT 9%		68.59
$HRPAYJNL	F 18/12/2020	5% COUNCIL MATCHED COMPANY CONTRIBUTION		89.75
$HRPAYJNL	F 18/12/2020	SGC COMPULSORY DEFINED BENEFIT 9%		68.59
$HRPAYJNL	F 18/12/2020	5% COUNCIL MATCHED COMPANY CONTRIBUTION		89.75
$HRPAYJNL	F 18/12/2020	SGC COMPULSORY DEFINED BENEFIT 9%		68.59
$HRPAYJNL	F 18/12/2020	SGC COMPULSORY DEFINED BENEFIT 9%		313.59
$HRPAYJNL	F 18/12/2020	SGC COMPULSORY DEFINED BENEFIT 9%		31.50
$HRPAYJNL	F 18/12/2020	SGC COMPULSORY DEFINED BENEFIT 9%		313.59
$HRPAYJNL	F 18/12/2020	5% COUNCIL MATCHED COMPANY CONTRIBUTION		89.75
$HRPAYJNL	F 18/12/2020	5% COUNCIL MATCHED COMPANY CONTRIBUTION		316.71
$HRPAYJNL	F 18/12/2020	SGC COMPULSORY DEFINED BENEFIT 9%		31.50
$HRPAYJNL	F 18/12/2020	SGC COMPULSORY DEFINED BENEFIT 9%		313.59
$HRPAYJNL	F 18/12/2020	5% COUNCIL MATCHED COMPANY CONTRIBUTION		316.71
$HRPAYJNL	F 18/12/2020	SGC COMPULSORY DEFINED BENEFIT 9%		31.50
$HRPAYJNL	F 18/12/2020	SGC COMPULSORY DEFINED BENEFIT 9%		313.59
$HRPAYJNL	F 18/12/2020	5% COUNCIL MATCHED COMPANY CONTRIBUTION		316.71
$HRPAYJNL	F 18/12/2020	SGC COMPULSORY DEFINED BENEFIT 9%		313.59
$HRPAYJNL	F 18/12/2020	SGC COMPULSORY DEFINED BENEFIT 9%		31.50
$HRPAYJNL	F 18/12/2020	5% COUNCIL MATCHED COMPANY CONTRIBUTION		316.71
$HRPAYJNL	F 18/12/2020	5% COUNCIL MATCHED COMPANY CONTRIBUTION		38.40
$HRPAYJNL	F 18/12/2020	SGC COMPULSORY DEFINED BENEFIT 9%		137.17

Payment Details by Invoice

MUNICIPAL FUND

From Period 6 **To Period** 6 From Date 1/12/2020 To Date 31/12/2020

Cheque/EFT Number	*Payment Date*	*Payee*						*Payment Amount*
Cancelled Payments								
210123	10/12/2020	WA LOCAL GOVT SUPER PLAN P/L						(86,984.81)
		Invoice Number	*Payment Details*	*Amount*	*Discount*	*Retention*	*PPS*	
	$FTP	210123	EMPLOYEE CONTRIBUTION - PRETAX ($)	(86,984.81)				
210525	11/12/2020	R & A HILL						(3,115.35)
		Invoice Number	*Payment Details*	*Amount*	*Discount*	*Retention*	*PPS*	
	$FTP	210525	RFD COUNCILRATES 37 TRAFALGAR RD EP	(3,115.35)				
210637	18/12/2020	SOPHIE LOUISE DENNIS T/AS ALL THE LIGHTS						(1,575.00)
		Invoice Number	*Payment Details*	*Amount*	*Discount*	*Retention*	*PPS*	
	$FTP	210637	MEDIA EVENT PERFORMERS - LAUNCH NIGHT	(1,575.00)				
210730	18/12/2020	BEYOND A HUG						(472.00)
		Invoice Number	*Payment Details*	*Amount*	*Discount*	*Retention*	*PPS*	
	$FTP	210730	BOND REFUND	(472.00)				
210939	29/12/2020	ADAM EDWARD STEVENSON						(165.00)
		Invoice Number	*Payment Details*	*Amount*	*Discount*	*Retention*	*PPS*	
	$FTP	210939	FOOTCARE MANAGEMENT – ADAM STEVENSON	(165.00)				
210942	30/12/2020	STEVE WRIGGLESWORTH						(165.00)
		Invoice Number	*Payment Details*	*Amount*	*Discount*	*Retention*	*PPS*	
	$FTP	210942	FOOTCARE MANAGEMENT – S WRIGGLESWORTH	(165.00)				
TOTAL PAYMENTS				**17,452,203.97**	**977.51**	**0.00**		**17,451,226.46**

Summary:

Payments - Municipal Fund	**17,451,226.46**
CBA Credit Card – December 2020	**17,228.20**
COP Payroll – December 2020	**3,407,018.34**

	20,875,473.00
	==========

AP Volume Report by Date

Ledger

As At **7/01/2021**

From Period **6** **To Period** **6** **From Date** 1/12/2020 **To Date** 31/12/2020

A/C Number	*Description*	*Current Month*
91770	THE DEPARTMENT OF FIRE & EMERGENCY	7,008,376.61
27100	DEPUTY COMMISSIONER OF TAXATION	1,131,426.00
46990	JONES LANG LASALLE (WA)PTY LTD	955,802.89
01618	VISUAL INSPIRATIONS AUSTRALIA PTY LTD	726,103.85
96425	DOWNER EDI WORKS	535,736.05
05260	AUSTRALIAN SUPER	388,738.83
08066	DEPARTMENT OF LOCAL GOVERNMENT, SPORT	348,743.12
99991	SUNDRY CREDITOR EFT	338,805.21
94510	WESTERN AUSTRALIAN TREASURY	277,239.05
57840	MINDARIE REGIONAL COUNCIL	249,251.81
03301	ACCESS BRICKPAVING CO	248,274.25
18976	CITY OF NEDLANDS	217,817.16
09889	THE TRUSTEE FOR AWARE SUPER	154,952.25
05141	MARK ONE VISUAL	154,370.70
03532	EOS ELECTRICAL	148,965.08
08226	ACE SECURITY AND EVENTS SERVICES	148,963.95
04609	LIGHTSPEED COMMUNICATIONS AUSTRALIA	141,506.48
06783	ICONIC PROPERTY SERVICES	132,842.48
02256	MERCER (AUSTRALIA) PTY LTD	42,067.34
85547	ABSOLUTE STONE	129,915.64
06050	AUSTRALIA DAY COUNCIL OF WA (INC)	114,120.60
04795	ARTRAGE	110,000.00
07268	THE BRAND AGENCY	95,385.18
04379	PM PRODUCTION DESIGN & MANAGEMENT PTY	91,311.00
02566	MENCHETTI CONSOLIDATED PTY LTD T/AS MG	87,715.68
05516	E.P. DRAFFIN MANUFACTURING PTY LTD	82,038.00
09880	HAMA PRODUCTIONS PTY LTD	79,222.00
09233	TARGA WEST	77,000.00
04547	GJK FACILITY SERVICES	75,984.98
05160	MSS SECURITY PTY LTD	71,139.08
32837	FINES ENFORCEMENT REGISTRY	70,378.00
05355	ELECTRICITY GENERATION AND RETAIL	67,829.23
05167	DEPARTMENT OF MINES INDUSTRY	65,480.88
06027	HORIZON WEST LANDSCAPE & IRRIGATION PTY	65,388.54
01497	CITY OF SYDNEY	62,082.68
11210	BLUE COLLAR PEOPLE	61,711.27

Ledger

From Period 6 **To Period** 6 **From Date** 1/12/2020 **To Date** 31/12/2020

A/C Number	*Description*	*Current Month*
93096	W.C. CONVENIENCE MANAGEMENT PTY LTD	61,503.64
09765	ACIL ALLEN CONSULTING PTY LTD T/AS ACIL	61,224.00
20180	CLASSIC TREE SERVICES	61,173.73
07549	CARAT AUSTRALIA MEDIA SERVICES PTY LTD	60,749.22
03200	THE TRUSTEE FOR BENNETT KELLY FAMILY	59,950.00
88110	TOWN OF VICTORIA PARK	57,511.37
03648	GILMOUR & JOOSTE ELECTRICAL	55,682.55
07821	TALIS CONSULTANTS PTY LTD ATF THE TALIS	55,000.00
39620	HAYS PERSONNEL SERVICES (AUST) PTY LTD	53,065.43
04528	WINDCAVE PTY LTD T/AS PAYMENT EXPRESS	50,837.08
08932	CDM AUSTRALIA PTY LTD	49,386.70
01483	DATA 3	46,957.79
03872	TECHNICAL SERVICES GROUP	43,642.92
08568	ENVIRO INFRASTRUCTURE PTY LTD	42,585.74
00337	CTI5 PTY LTD	42,003.09
08333	HOBAN RECRUITMENT	41,524.85
04826	ARUP	41,393.64
03586	DRAINFLOW SERVICES PTY LTD	38,485.49
01521	NAIDOC PERTH INC	37,225.25
08558	SUEZ RECYCLING & RECOVERY PTY LTD	36,912.57
09373	303 MULLENLOWE AUSTRALIA PTY LTD T/AS	36,790.64
54945	MARKETFORCE LTD	34,323.41
08061	WESTERN IRRIGATION PTY LTD	33,565.40
06885	THE TRUSTEE FOR TRJ TRUST	32,725.00
08285	URBANSTONE	31,468.80
39299	HAMES SHARLEY (WA) PTY LTD	30,536.00
02725	ENVIROPATH PTY LTD T/ AS SPOT'S ALL	29,679.10
07583	THE TRUSTEE FOR THE SWIFT FLOW UNIT	29,132.07
08196	FOOD TECHNOLOGY SERVICES PTY LTD	29,024.96
14611	CALTEX AUSTRALIA PETROLEUM PTY LTD	28,180.21
09348	CARDS4ALL PTY LTD	23,019.50
09009	CIRRUS NETWORKS PTY LTD T/AS CIRRUS	22,712.97
84971	TECHNOLOGY ONE LTD	22,632.50
08636	COMMONWEALTH BANK CORPORATE CHARGE	17,228.20
94822	STEFNA FAMILY TRUST T/AS WEST TIP WASTE	21,637.52
92880	WATER CORPORATION	21,493.81

From Period 6 **To Period** 6 **From Date** 1/12/2020 **To Date** 31/12/2020

A/C Number	*Description*	*Current Month*
05296	MASTEC AUSTRALIA PTY LTD	21,198.06
85030	TELSTRA	21,127.07
05281	MCLEODS BARRISTERS AND SOLICITORS	20,692.91
13580	BUILDING & CONSTRUCTION INDUSTRY	20,515.35
06515	LIVING EDGE(AUST)PTY LTD	20,211.29
89545	ULTIMO CATERING & EVENTS PTY LTD	20,049.13
04422	IMAGE SOURCE DIGITAL SOLUTIONS	19,528.03
92718	WARP PTY LTD	19,333.48
09924	CX DEVELOPMENT(AUST)PTY LTD T/AS	18,150.00
68050	RENTOKIL INIRIAL PTY LTD T/AS AMBIUS	17,058.76
09141	DIRECT MEMORY ACCESS PTY LTD	16,813.50
03204	JONATHAN TARRY	16,500.00
09458	ROOFORCE FACILITY SERVICES PTY LTD	16,225.00
06436	DORMAKABA AUSTRALIA PTY LTD	15,536.11
43391	HYDROQUIP PUMPS	15,510.55
00894	BIDFOOD WA PTY LTD	15,183.79
03478	DEPARTMENT OF TRANSPORT	14,379.30
07382	FLEETCARE PTY LTD	14,174.20
06072	WSP AUSTRALIA PTY LTD	14,134.45
05848	URBAN CIRCUS PTY LTD	13,475.00
05289	J & D EXPO CARPETS PTY LTD	12,789.12
04736	METRIX CONSULTING PTY LTD	12,118.34
09878	THE TRUSTEE FOR THE BONNIE TRUST T/AS	12,100.00
08825	CATSAT HOLDINGS PTY LTD T/AS CADSULT	11,803.00
09650	MAJOR TRAFFIC MANAGEMENT PTY LTD T/A	11,533.50
07974	ECLIPSE SOILS PTY LTD	11,066.00
09748	EQUILIBRIUM INTERACTIVE PTY LTD T/AS	10,912.00
65855	PERROTT PAINTING	10,795.77
09473	INITIATIVE MEDIA AUSTRALIA PTY LTD	10,312.35
08057	WINC AUSTRALIA PTY PTD	10,096.11
07851	MELISSA ANN CANTHILL T/AS THE KABUKI	10,000.00
08414	JOELZ PTY LTD T/AS BAX SERVICES	9,845.00
03731	ALFRED BOCK T/AS AGB CONSULTING	9,487.50
07964	ACTRINIX SOLUTIONS	9,405.00
04586	SURUN SERVICES PTY LTD	9,342.30
49461	KONE ELEVATORS PTY LTD	9,008.11

Ledger

From Period 6 **To Period** 6 **From Date** 1/12/2020 **To Date** 31/12/2020

A/C Number	*Description*	*Current Month*
99999	SUNDRY CREDITOR	8,913.92
09107	CORONA DEI MAR HOLDINGS PTY LTD T/AS MY	8,800.00
07790	VISION DESIGN METAL FABRICATION PTY LTD	8,588.45
09860	WESTERN AUSTRALIAN LAND AUTHORITY	8,500.00
09269	RICOH AUSTRALIA PTY LTD	8,454.83
76200	FUJI XEROX BUSINESSFORCE PTY LTD	8,377.37
05205	DATALINE VISUAL LINK PTY LTD	8,326.76
18525	PROSEGUR AUSTRALIA PTY LTD T/AS CHUBB	8,255.08
09410	ACCESS ICON PTY LTD T/AS CASCADA GROUP	7,948.31
02740	NS PROJECTS PTY LTD	7,898.00
87710	TOTAL EDEN PTY LTD	7,760.85
09209	THE KNOWLEDGE ACADEMY AUSTRALIA PTY	7,700.00
05762	AUSTRALIAN HVAC SERVICES	7,650.50
08896	AUSTRALIAN PARKING AND REVENUE	7,603.20
06276	THE TRUSTEE FOR THE PROPERTY AUSTRALIA	7,143.11
09945	BUSINESS LAW WA PTY LTD	7,053.75
75121	RSEA PTY LTD	6,913.62
08895	OSPREY CREATIVE PTY LTD	6,902.06
09852	TARDAN PTY LTD T/AS WESTERN PROJECTS	6,864.00
01314	IRON MOUNTAIN AUSTRALIA GROUP PTY LTD	6,777.26
01596	DOUGLAS SHEERER T/AS GALERIE	6,600.00
09857	PAUL BENNET AIRSHOWS PTY LTD	6,600.00
69883	A.L BALDOCK & J BALDOCK T/AS PSYCO	6,410.92
08796	CLOUD ACADEMY INC	6,309.44
09325	BIG ISSUE IN AUSTRALIA LIMITED T/AS THE	6,028.50
00965	WA POETS INC	6,000.00
08914	JESSICA WYLD PHOTOGRAPHY PTY LTD	5,951.00
09781	TYRES 4U PTY LIMITED	5,849.75
82140	STATEWIDE CLEANING SUPPLIES	5,630.86
09897	INDO-ASIA DIGITAL HEALTH CENTRE FOR	5,600.00
09647	STANTEC AUSTRALIA PTY LTD	5,555.00
03889	BUSINESS FOUNDATION INC	5,500.00
04884	MARINOVICH FAMILY TRUST T/AS CARNIVAL	5,500.00
07554	TCE SERVICES PTY LTD T/AS TRAINING COURSE	5,500.00
08299	PERTH CITY FARM INC	5,500.00
08630	CORPORATE GOVERNANCE RISK PTY LTD	5,500.00

Ledger

From Period 6 **To Period** 6 **From Date** 1/12/2020 **To Date** 31/12/2020

A/C Number	*Description*	*Current Month*
29600	EDITH COWAN UNIVERSITY	5,489.00
01744	INTEGRAL DEVELOPMENT ASSOCIATES PTY	5,412.00
06461	QUANTUM BUILDING SERVICES	5,372.84
01490	INTERNATIONAL ART SERVICES	5,258.00
03614	JAMES BENNETT PTY LTD	5,199.85
07751	ALLMAKES PTY LTD T/AS BRANDWORX	5,095.55
09390	BEILBY DOWNING TEAL PTY LTD	5,087.50
05937	LET'S MAKE GAMES INC	5,000.00
07589	MUSIC BOOK STORIES INC T/AS MUSIC BOOK	5,000.00
09333	TONE LIST INC	5,000.00
18972	CITY OF MELVILLE	5,000.00
03714	IMPERIAL GLASS	4,961.47
05680	ES2 PTY LTD	4,950.00
08457	THE TRUSTEE FOR WALLIS FAMILY TRUST T/AS	4,950.00
09225	THE TRUSTEE FOR S&A WILLIAMSON TRUST	4,950.00
01423	MATRIX PRODUCTIONS	4,922.01
03575	MANHEIM PTY LTD	4,855.40
09559	CHRISTOPH NOEHRING T/AS VIDEO FULLSTOP	4,800.00
09266	HERITAGE WAY PTY LTD (DOMUS NURSERY)	4,722.16
09864	LISA NICOLE ESTRANO T/AS SAD JANE	4,670.00
03364	SUNNY INDUSTRIAL BRUSHWARE	4,624.42
04934	ADVANCE PRESS(2013)PTY LTD	4,543.00
08279	A.D COOTE & CO. (SHEETMETAL)PTY LTD	4,436.08
08412	BEN TAYLOR	4,400.00
07200	MARK REISINGER T/AS MFR AUTOELECTRICS	4,375.35
09899	PETER NEIL FOLEY	4,370.00
03786	ALANA HALL	4,301.05
06869	A E HOSKINS & SONS	4,129.31
08403	TRAVIS HAYTO PHOTOGRAPHY	4,125.00
09971	THE TRUSTEE FOR THE GRADEN FAMILY TRUST	4,125.00
17119	CENTRECARE CORPORATE	4,114.00
05732	HERBERT SMITH FREEHILLS	4,102.56
03492	SONIC HEALTHPLUS PTY LTD	4,019.40
05219	LATERAL(W.A)PTY LTD	3,988.33
03719	JARRAD SENG	3,960.00
05126	EASY WEDDINGS PTY LTD	3,960.00

Ledger

From Period 6 **To Period** 6 **From Date** 1/12/2020 **To Date** 31/12/2020

A/C Number	*Description*	*Current Month*
01379	ADVANCED AUTOLOGIC	3,955.00
09938	DAVID TODD	3,900.00
01712	PUMPS AUSTRALIA	3,875.46
07134	COLLEAGUES NAGELS PTY LTD	3,735.60
25423	DARDANUP BUTCHERING UNIT TRUST T/AS	3,727.38
09925	TAKEOVER ENTERPRISE PTY LTD T/AS HEAD TO	3,702.00
06352	DEEP GREEN CORPORATION PTY LTD	3,640.45
05831	DE VINE CELLARS	3,612.00
09911	PROFESSIONAL SEARCH GROUP PT T/AS	3,491.82
06377	WA VENUES & EVENTS PTY LTD	3,480.71
19445	CITY OF STIRLING	3,476.00
09758	SIGN HERE SIGNS PTY LTD	3,410.00
37045	GLENN SWIFT ENTERTAINMENT	3,366.00
09862	CABLE8 ELECTRICAL COMMUNICATIONS PTY	3,326.40
04312	THE WALLEYSTACK FAMILY TRUST	3,300.00
05421	BLACKWOODS ATKINS	3,272.12
08240	ONE 20 PRODUCTIONS	3,269.20
06079	NINEOAKS P/L T/AS PERTH CITY GLASS	3,267.00
09720	BERNARD CARNEY	3,240.00
01042	GILLMORE ELECTRICAL SERVICES PTY LTD	3,226.30
09890	GEMSTAR LED PTY LTD	3,153.97
08782	THE TRUSTEE FOR THE CHARLIES FAMILY	3,135.00
09470	MISSION BAY ENTERPRISES PTY LTD T/AS	3,135.00
37995	GRASSTREES AUSTRALIA	3,036.00
04123	SILVERSPRING TRUST T/AS TJ DEPIAZZI & SONS	3,030.72
08413	NOEL NANNUP	3,000.00
09915	SAMUEL NEWMAN T/AS MAKING NOISE	3,000.00
03208	THE TRUSTEE FOR JKL TRUST T/AS 3 MONKEYS	2,992.00
03090	ALTERRA LIMITED	2,971.03
18110	CHILD SUPPORT AGENCY	2,967.88
07173	INTEGRITY SAMPLING (WA)	2,887.50
02741	ATOM SUPPLY	2,855.55
01204	SOUTHERN METROPOLITAN REGIONAL	2,834.04
05671	SOIL'N SAND PTY LTD	2,819.52
26770	LANDGATE	2,811.95
06948	CSE CROSSCOM PTY LTD	2,750.00

AP Volume Report by Date

Ledger

From Period 6 **To Period** 6 **From Date** 1/12/2020 **To Date** 31/12/2020

A/C Number	*Description*	*Current Month*
42218	CHANDLER MACLEOD LTD	2,716.87
04594	JAPANESE TRUCK & BUS SPARES PTY LTD	2,711.65
09674	AIRDNA, LLC T/AS AIRDNA, LLC	2,700.00
07136	AUSTRALIA POST	2,638.35
08411	MARGARET CULBONG	2,600.00
08540	PLANT FORCE INVESTMENTS PTY LTD T/AS	2,591.60
06309	ALL FENCE U RENT PTY LTD	2,578.40
75061	THE ROYAL LIFE SAVING SOCIETY WA INC	2,549.86
82282	CSP GROUP PTY LTD T/AS STIHL SHOP OSBORNE	2,546.55
09610	THE TRUSTEE FOR THE QUITO PTY LTD T/AS	2,535.50
59845	LGRCEU	2,439.54
07770	WEST BUILD PRODUCTS PTY LTD	2,437.60
07607	SONTEC INTEGRATED SYSTEMS	2,345.92
09026	T.J GREEN & D.A PARISH T/AS THE HYBRID	2,329.00
07366	WRC MECHANICAL WA	2,326.50
01982	WESTBOOKS	2,298.37
46657	JOHN TIERNEY	2,296.00
09163	THE EVENT MILL PTY LTD T/ASKARTEL BAR	2,279.20
87971	TOURISM COUNCIL WA	2,279.00
08722	SENSEI PRODUCTIVITY PTY LTD T/AS SENSEI	2,200.00
09875	CARIAD CONSULTING PTY LTD	2,200.00
01471	NESPRESSO	2,173.90
08911	LOUISE RICHARDSON T/AS LOUISE	2,139.50
13790	BUNNINGS BUILDING SUPPLIES P/L	2,101.03
08188	CLASESOFT PTY LTD	2,083.09
06604	DESIGN QUINTESSENCE PTY LTD	2,077.90
07170	NATURAL AREA CONSULTING MANAGEMENT	2,076.25
05982	32 DEGREES SOUTH GROUP PTY LTD	2,024.00
09337	SELECT FRESH PTY LTD	2,012.75
08429	ALBERT MCNAMARA	2,000.00
08618	MURIEL BOWIE	2,000.00
04830	MAIN ROADS WESTERN AUSTRALIA	1,956.44
04415	FE TECHNOLOGIES PTY LTD	1,952.50
02242	GLOBAL AUTOCOAT PTY LTD	1,937.04
53220	BUCHER MUNICIPAL PTY LTD	1,890.46
09057	TSTEE GREEN F/TRUST & TSTEE HOOD F/TRUST	1,890.41

Ledger

From Period 6 **To Period** 6 **From Date** 1/12/2020 **To Date** 31/12/2020

A/C Number	*Description*	*Current Month*
04608	QUADIENT OCEANIA PTY LTY T/AS NEOPOST	1,882.47
01376	ADVANCED TRAFFIC MANAGEMENT	1,876.88
09411	HANG ART PTY LTD	1,837.00
09661	MODUS COMPLIANCE PTY LTD	1,787.50
06569	SIRSIDYNIX PTY LTD	1,765.50
08180	BUILDINGPOINT AUSTRALIA PTY LTD	1,760.00
08203	MRS THERESA WALLEY	1,750.00
08431	IRENE MCNAMARA	1,750.00
19410	CITY OF PERTH STAFF SOCIAL CLUB	1,736.00
04236	END TO END VISUALSPTY LTD	1,705.00
09139	DULUXGROUP(AUSTRALIA)PTY LTD T/AS	1,701.00
09073	LEANNE ROBYN TAYLOR T/AS WOMENS	1,700.00
08574	OH HEY WA	1,650.00
09696	THE TRUSTEE FOR CB COYNE TRUST T/AS	1,650.00
09936	ELSA ROSEMARY SILBERSTEIN	1,600.00
23879	CPA AUSTRALIA	1,600.00
08760	SOPHIE LOUISE DENNIS T/AS ALL THE LIGHTS	1,575.00
08227	GMF CONTRACTORS	1,565.70
03493	ADVANTECH AUSTRALIA PTY LTD	1,508.10
08616	FARLEY STEWART GARLETT	1,500.00
09354	R1I PTY LTD T/AS R1I TECHNOLOGY	1,452.00
08017	CLEANSWEEP (WA)PTY LTD	1,408.13
08530	EDGE TRANSPORT SOLUTIONS PTY LTD	1,386.00
09437	OFFICEASY PTY LTD T/AS BUSINESS BASE	1,349.00
61042	LAUNDRY EXPRESS	1,274.36
05171	SWAN EVENT HIRE	1,266.00
95061	WH LOCATIONS SERVICES PTY LTD	1,265.55
09127	ICT EXPRESS PTY LTD	1,238.60
51530	LIGHT APPLICATIONS	1,222.89
08688	ARI (AUST) PTY LTD T/AS THE WORKERS SHOP	1,200.00
01015	RORIE SPARE	1,189.25
05338	SCANIA AUSTRALIA PTY LTD	1,174.73
07336	PAULL & WARNER ACCIDENT REPAIR CENTRE	1,170.84
07809	PERTH TEMPORARY FENCING	1,161.60
19050	CITY OF PERTH (PETTY CASH)	1,143.15
27520	DIAMOND LOCK & KEY	1,135.27

Ledger

From Period 6 **To Period** 6 **From Date** 1/12/2020 **To Date** 31/12/2020

A/C Number	*Description*	*Current Month*
90225	VALVOLINE (AUSTRALIA) PTY LTD	1,112.54
09770	KERRY FAULKNER	1,100.00
64286	PARALLAX PRODUCTIONS PTY LTD	1,056.00
08271	WINDOW WIPERS	1,050.50
62600	NVMS PTY LTD	1,050.50
88970	TURF CARE WA PTY LTD	1,034.00
05849	WEST COAST SPRING WATER PTY LTD T/AS	1,023.00
77083	SCOTT PRINT	1,009.80
09930	STEVEN DOUGLAS HENSBY	1,000.00
66293	PERTH HARMONY CHAPTER	1,000.00
09906	CAPITARY NO.3 PTY LTD T/AS MIDLAND BRICK	994.83
00600	AUSTREND INTERNATIONAL PTY LTD.	976.80
14601	CABCHARGE AUSTRALIA PTY LTD	974.29
06892	CHAIN APPLICATIONS PTY LTD T/AS THE	972.62
59072	M P ROGERS & ASSOCIATES PTY LTD	972.38
08762	KIMBERLEY SHAHAR FLANDERS	950.00
31497	ELLIOTTS IRRIGATION PTY LTD	948.20
09471	THE TRUSTEE FOR KELLY CANBY FAMILY	935.00
62390	NOVA NEWSAGENCY	931.77
54400	MAJOR MOTORS PTY LTD	910.43
09867	H.L. LAKE & F.M. MONDELLO & C. PAPINEAU	900.00
05026	WHEN ADAM MET EVE	891.00
09500	GPC ASIA PACIFIC PTY LTD T/AS COVS	890.87
07080	AUSTRALIAN SERVICES UNION	880.60
09882	ADRIAN WILSON T/AS ADRIAN WILSON MUSIC	880.00
31850	FARINOSI & SONS PTY LTD	831.50
08325	ESSENTIAL FIRE SERVICES PTY LTD	825.00
08799	PEARLY GROUP PTY LTD	785.00
70328	QUALITY PRESS	764.50
92195	WA LOCAL GOVT SUPER PLAN P/L	762.84
17878	CHEMFORM	753.60
42210	HOSPITAL BENEFIT FUND OF WA	736.60
89689	UES (INT'L) PTY LTD T/AS UES INTERNATIONAL	731.61
09825	CLEAR TO WORK PTY LTD T/AS CLEAR TO	701.25
06099	MULTI FIX WA	696.62
07838	THE JESSEN GROUP PTY LTD T/AS SLIMLINE	691.91

Ledger

From Period 6 **To Period** 6 **From Date** 1/12/2020 **To Date** 31/12/2020

A/C Number	*Description*	*Current Month*
01057	ILLION AUSTRALIA PTY LTD T/AS	687.50
09858	LUKE DONOVAN RILEY T/AS LUKE RILEY	680.00
05502	CHRISTOPHER RICHARDSON	660.00
94025	PUBLIC TRANSPORT AUTHORITY OF WA	659.64
17280	CFMEU MINING & ENERGY DIVISION	656.00
04401	WOODLANDS DISTRIBUTORS & AGENCIES PTY	637.45
09305	THE GRIFFITH FAMILY TRUST T/AS	631.80
06187	ALLPEST WA	631.00
89640	ONESTEEL TRADING PTY LTD T/AS MIDALIA	629.64
07931	INTERACTCARD PTY LTD	623.70
76010	ST JOHN AMBULANCE AUSTRALIA	617.94
11350	BOC GASES AUSTRALIA LTD	608.13
08005	ENVIRODRY TOWELS PTY LTD	605.00
87775	TOTAL PACKAGING (W.A. PTY LTD)	600.60
07482	DATANET ASIA PACIFIC PTY LTD T/AS DATANET	600.16
07383	ELEMENT ADVISORY PTY LTD T/AS THE	599.50
06587	BUNGAREE LAUNDRY SERVICES	586.74
09900	THE TRUSTEE FOR THE ROSE	584.62
00410	ABLE WESTCHEM(BORVEK PTY LTD)	581.20
87853	T QUIP	563.25
04529	CAT WELFARE SOCIETY INC T/AS CAT HAVEN	550.00
09935	WISE EARTH PTY LTD T/AS	550.00
09474	FULTON HOGAN INDUSTRIES PTY LTD	541.75
09257	J.H. FLUID TRANSFER SOLUTIONS PTY LTD T/AS	523.33
08897	ANTHONY BENCH T/AS KLEEN WEST	517.77
04620	LINFOX ARMAGUARD PTY LTD T/AS	500.65
09820	AUSTRALIA MALAYSIA BUSINESS	500.00
09884	CHRISTINE LAYTON	500.00
91827	WA HINO SALES & SERVICES	497.18
03691	THE TRUSTEE FOR KANDIAH FAMILY TRUST NO	484.00
01722	ROSMECH SALES AND SERVICE PTY LTD	475.99
06607	BROWNES FOODS OPERATIONS PTY LTD	467.76
00079	EUROPEAN FOODS PTY LTD	459.76
04454	MESSAGENET PTY LTD	455.42
07797	REBECCA LOUISE KRAWCZUK	455.00
08638	RISK PROTECT SECURITY SERVICES PTY LTD	445.50

Ledger

From Period 6 **To Period** 6 **From Date** 1/12/2020 **To Date** 31/12/2020

A/C Number	*Description*	*Current Month*
00328	REPCO	444.58
03228	BOTANICAL BLOOMS	440.00
08660	INLOGIK PTY LIMITED	436.29
94835	WURTH AUSTRALIA PTY LTD	429.73
51365	LGPA	425.00
08383	METAL ARTWORK CREATIONS	420.20
40430	HEALTH INSURANCE FUND OF WA	417.60
09802	RON MACK MACHINERY AUSTRALIA PTY LTD	396.00
04769	AUSTRALIAN ACADEMY OF TAI CHI (WA)	390.00
09582	HTR ELECTRICAL AND INSPECTION SERVICES	385.00
09941	BILLY VAN CREAMY PTY LTD	385.00
27600	DILENA METAL SALES	377.00
09214	CMAK TECHNOLOGIES PTY LTD T.AS	363.31
06699	AUSTRALIAN INSTITUTE OF MANAGEMENT	363.00
00432	HBF HEALTH LTD	361.90
09048	AMANDA KYLIE ZUVELA T/A VIEWFINDER	350.00
09363	ZOE MAREE GILPIN (THE DIY DECORATOR)	350.00
08631	CENTRAL CITY HEALTH PROFESSIONALS	346.00
00211	METROCOUNT	330.00
94426	WEST AUSTRALIAN LOCAL GOVERNMENT	330.00
09585	WAREQUIP SOLUTIONS PTY LTD	327.80
56251	MERCURY	317.87
31490	ELLENBY TREE FARM	311.93
60995	NATIONWIDE OILS/T/AS TRANSPACIFIC	310.22
02469	FOXTEL SUBSCRIBER PAYMENTS	310.00
08769	LENARA NOMINEES PTY LTD T/AS PERTH NEWS	308.40
09123	PAXLEY PTY LTD T/AS JOE'S BAKERY WEST	302.00
09284	MELANIE DIWATA GRIFFITHS	300.00
09764	DANIELA DOMENIQUE RUSSO	300.00
09687	AUSTART PTY LTD	297.00
09952	QUICK SUPER FUND	292.30
49463	KONICA MINOLTA BUSINESS SOLUTIONS	291.99
09703	DAVID YEUNG T/AS CAR CARE(WA)KEWDALE	280.00
06973	FOX AND RABBIT	275.00
09505	TONI MACARLA ROUTLEDGE T/AS PERTH	275.00
07474	RENAE ANN RITSON T/AS THE GARDEN PARTY	270.50

Ledger

From Period 6 **To Period** 6 **From Date** 1/12/2020 **To Date** 31/12/2020

A/C Number	*Description*	*Current Month*
09708	JAKE CORMACK GRIFFIN	270.00
05491	BALLINGER TECHNOLOGY PTY LTD T/AS	258.50
07441	B.M DUFFIELD & L.S DUFFIELD T/AS G FORCE	256.63
08957	CHADSON ENGINEERING PTY LTD	253.00
08013	DEPARTMENT OF PLANNING, LANDS AND	241.00
07584	ROWSON'S PLUMBING SERVICES PTY LTD	224.40
09567	KOMPAN PLAYSCAPE PTY LTD	220.00
08496	WESTERN EDGE LANDSCAPES	211.20
01562	AUSTRALASIAN SEAL COMPANY PTY LTD	206.23
03387	THE TIVOLI CLUB OF W.A (INC)	200.00
09587	STARMIXHOLDINGS PTY LTD T/AS IMAGE	200.00
35905	ELGAS SWAP AND GO	198.62
11380	BOFFINS BOOKSHOP PTY LTD	196.11
01433	OFFICE WORKS	192.07
09090	NEVERFAIL SPRINGWATER LIMITED	188.16
38381	STRATAGREEN	180.40
16995	CENTRAL CITY MEDICAL CENTRE	176.30
07657	STEWART & HEATON CLOTHING CO	162.33
08347	KRYSTINA MILOSEVICH	160.00
03157	SPIRIT OF THE STREETS CHOIR(INC)	150.00
03789	THE REAL SING	150.00
03287	CANON PRODUCTION PRINTING AUSTRALIA	142.93
28911	THE TRUSTEE FOR ILLION AUSTRALIA UNIT	129.03
45880	JASMAN ENTERPRISES	128.70
75090	GALVIN PLUMBING SUPPLIES	126.82
06064	HISCONFE	120.58
04821	RIC WAUGH	120.00
05771	ROSS CUTTEN	120.00
07965	GLENYS HUGHES	120.00
02507	FOR TABLE DELIGHTS	116.22
01134	PARTOUT PTY LTD T/AS STATEWIDE BEARINGS	112.42
03915	DAIMLER TRUCKS PERTH	107.95
11240	BLYTH ENTERPRISES PTY LTD	105.60
08865	DRY CLEANING EXPRESS PTY LTD T/AS	82.50
06397	S&S INDUSTRIES SPRAYSAFE WA	73.74
04375	ARC I WELDING INDUSTRIES PTY LTD	68.64

AP Volume Report by Date

Ledger

From Period **6** **To Period** **6** **From Date** 1/12/2020 **To Date** 31/12/2020

A/C Number	*Description*	*Current Month*
09921	MOUSER ELECTRONIC INC	66.33
07363	VIP SECURITY INDUSTRIES PTY LTD T/AS	66.00
09231	CAFE CORPORATE (AUST) PTY LTD T/AS CAFE	63.36
85750	WATERLOGIC AUSTRALIA PTY LTD	62.70
07338	WESTERN METROPOLITAN REGIONAL COUNCIL	57.53
09731	ALEXANDER JAMES BRIDGE CULTURAL &	52.45
87590	TOOLMART AUSTRALIA PTY LTD	14.85
01322	ARTREF PTY LTD	374.78
00246	TAMALA PARK REGIONAL COUNCIL	5,819.20
	Grand Totals	**17,468,454.66**

City of Perth - Corporate Credit Card Transactions

Statement Period 22-11-2020 to 18-12-2020

Card Holder Name	Date	Amount	Merchant Name	Transaction Description
Anne Banks-McAllister	4/12/2020	55.00	MYOB AUSTRALIA	MYOB subscription for LMDRF
Anne Banks-McAllister		**55.00**		
[General Manager Community Development]				
Anne-Marie Connolly	11/12/2020	316.00	DEPARTMENT OF COMMUNITIES	Service annual License Fee
Anne-Marie Connolly		**316.00**		
(Child Care Coordinator)				
Ben Fitzpatrick	23/11/2020	270.00	SQ *LA VEEN COFFEE	Prizes and giveaways as part of the Christmas marketing campaign
Ben Fitzpatrick	23/11/2020	395.00	HOLEY MOLEY NORTHBRI	Prizes and giveaways as part of the Christmas marketing campaign
Ben Fitzpatrick	23/11/2020	135.00	SQ *TOASTFACE WOLF LAN	Prizes and giveaways as part of the Christmas marketing campaign
Ben Fitzpatrick	23/11/2020	330.00	CHICHO GELATO MOBILE	Prizes and giveaways as part of the Christmas marketing campaign
Ben Fitzpatrick	24/11/2020	245.00	HI BENCH ESPRESSO	Prizes and giveaways as part of the Christmas marketing campaign
Ben Fitzpatrick Total		**1,375.00**		
[Alliance Manager Marketing and Communications]				
Bonny Litchfield	30/11/2020	31.91	PRICELINE PERTH CENTS	Raffle prizes for Thanksgiving
Bonny Litchfield Total		**31.91**		
(Supervisor Citiplace Community Centre)				
Christine Lim-Abrahams	23/11/2020	150.00	SQ *CHOUX BAKERY	Christmas Campaign Spend, Spin & Win Promotion with CH9
Christine Lim-Abrahams	23/11/2020	297.00	GUSTO GELATO	Christmas Campaign Spend, Spin & Win Promotion with CH9
Christine Lim-Abrahams	2/12/2020	31.68	GOOGLE CLOUD_012780-C	Google Cloud Platform subscription
Christine Lim-Abrahams	16/12/2020	375.25	MAILCHIMP *MONTHLY	Monthly email platform subscription
Christine Lim-Abrahams Total		**853.93**		
[Marketing Lead]				
Emma Landers	11/12/2020	- 275.00	FRAUD REVERSAL	Fraudulent Transaction reversed
Emma Landers	11/12/2020	- 359.99	FRAUD REVERSAL	Fraudulent Transaction reversed
Emma Landers Total		**- 634.99**		
(Alliance Manager Community Services)				
Erica Mueller	9/12/2020	4.15	UNIVERSITY OF WESTER	Parking for Western Residents inc meeting
Erica Mueller Total		**4.15**		
(Events Coordinator)				
Joanna Andrew	1/12/2020	250.00	AUSTRALIAN HOUSING	National Homelessness Conference 2020
Joanna Andrew Total		**250.00**		
(Coordinator Library Services)				
Jy Molloy	27/11/2020	96.75	GRO AGENCIES PTY LTD	Replacement soap dispenser for the library
Jy Molloy	16/12/2020	817.30	OFFICE RELOCTN SL PL	Office moves
Jy Molloy Total		**914.05**		
[Property Maintenance Officer]				
Kate PARKER	23/11/2020	29.00	OMNY STUDIO	Podcast hosting fee
Kate PARKER	24/11/2020	18.95	SITEGROUND HOSTING	Website hosting
Kate PARKER Total		**47.95**		
[Coordinator Cultural Collections]				
Kate Sossi	23/11/2020	8.22	LINKTREE* LINKTREE	Linking tool for social media
Kate Sossi	23/11/2020	0.21	INTNL TRANSACTION FEE	Bank charges for USD
Kate Sossi	24/11/2020	125.93	CANVA* 02881-2638526	Graphic editing suite.
Kate Sossi	24/11/2020	500.00	FACEBK *RW7A3YS2F2	Christmas lights trail
Kate Sossi	25/11/2020	6.88	REV.COM	Video subtitles
Kate Sossi	25/11/2020	13.76	REV.COM	Video subtitles
Kate Sossi	25/11/2020	13.76	REV.COM	Video subtitles
Kate Sossi	25/11/2020	0.17	INTNL TRANSACTION FEE	Bank charges
Kate Sossi	25/11/2020	0.34	INTNL TRANSACTION FEE	Bank charges
Kate Sossi	25/11/2020	0.34	INTNL TRANSACTION FEE	Bank charges
Kate Sossi	2/12/2020	49.34	FACEBK *ZC85CZJ3F2	Facebook advertising
Kate Sossi	3/12/2020	3.41	REV.COM	Video captions
Kate Sossi	3/12/2020	0.09	INTNL TRANSACTION FEE	Bank charges
Kate Sossi	7/12/2020	8.14	LINKTREE* LINKTREE	Social linking tool
Kate Sossi	7/12/2020	0.20	INTNL TRANSACTION FEE	Linktree
Kate Sossi	8/12/2020	3.37	REV.COM	Video subtitles - urban forrest project
Kate Sossi	8/12/2020	0.08	INTNL TRANSACTION FEE	Bank charges for USD
Kate Sossi	15/12/2020	66.00	FACEBK *HELN4XEX62	Facebook advertising Xmas lights
Kate Sossi	17/12/2020	3.33	REV.COM	World Water Day Subtitles
Kate Sossi	17/12/2020	0.08	INTNL TRANSACTION FEE	World Water Day Subtitles Bank Charge
Kate Sossi	18/12/2020	120.00	218Pin* Schedugram Ske	Sked Social Media
Kate Sossi Total		**923.65**		
[Digital Channels Lead]				

City of Perth - Corporate Credit Card Transactions

Statement Period 22-11-2020 to 18-12-2020

Karen Wrigglesworth	24/11/2020	20.00	DPTI - EZYREG	Vehicle Registration Searches
Karen Wrigglesworth	2/12/2020	22.40	QUEENSLAND GOVT 2	Vehicle Registration Searches
Karen Wrigglesworth	3/12/2020	40.00	MOTOR VEHICLE REG	Vehicle Registration Searches
Karen Wrigglesworth	4/12/2020	10.00	DIT - EZYREG	Vehicle Registration Searches
Karen Wrigglesworth	9/12/2020	10.00	DIT - EZYREG	Vehicle Registration Searches
Karen Wrigglesworth	10/12/2020	22.40	QUEENSLAND GOVT 2	Vehicle Registration Searches
Karen Wrigglesworth	17/12/2020	67.20	QUEENSLAND GOVT 2	Vehicle Registration Searches
Karen Wrigglesworth	17/12/2020	30.00	DIT - EZYREG	Vehicle Registration Searches
Karen Wrigglesworth Total		**222.00**		
[Supervisor Legal Compliance and Infringements]				
Natalie Langoulant	25/11/2020	29.00	JB HI FI ST GEORGES	Infrastructure and Assets, lightning usb cable for iPhone
Natalie Langoulant	1/12/2020	65.00	FIX I.T EXPRESS	Anthony Sharpe, ICT - iPhone X cover and screen protector
Natalie Langoulant	3/12/2020	65.98	FIX I.T EXPRESS	Lisa Bradley, COMMS - iPhone 11 cover
Natalie Langoulant	10/12/2020	139.96	FIX I.T EXPRESS	ICT, miscellaneous covers for mobile handsets
Natalie Langoulant	11/12/2020	257.75	JB HI FI ST GEORGES	ICT, miscellaneous mobile covers
Natalie Langoulant Total		**557.69**		
[Service Support Analyst]				
Paul Anastas	30/11/2020	16.90	EUROPEAN HOTEL	Catering for meeting with Transfolk WA, Lord Mayor and CEO
Paul Anastas	30/11/2020	11.20	EUROPEAN HOTEL	Catering for meeting with Transfolk WA, Lord Mayor and CEO
Paul Anastas Total		**28.10**		
[Council Support Officer]				
Rachel EATON	9/12/2020	66.46	Epidemic Sound AB	Royalty Free music subscription
Rachel EATON	9/12/2020	1.66	INTNL TRANSACTION FEE	Royalty Free music subscription
Rachel EATON Total		**68.12**		
[Creative Services Lead]				
Siobhan Glynn	23/11/2020	255.50	NESPRESSO	Coffee for Staff
Siobhan Glynn	26/11/2020	56.00	MAGPIES MAGAZINE P/L	Magazine for YA staff
Siobhan Glynn	26/11/2020	22.60	CBD IGA PLUS LIQUORQPS	Milk for Staff
Siobhan Glynn	30/11/2020	135.00	WRITINGWA	Corporate Membership renewal to Writing WA
Siobhan Glynn	1/12/2020	66.43	SKEDDA PREMIUM	Skedda Room Booking System
Siobhan Glynn	1/12/2020	1.66	INTNL TRANSACTION FEE	Skedda Room Booking System Transaction Fee
Siobhan Glynn	1/12/2020	65.00	ISUBSCRIBE PTY LTD	Subscription to Mindfood Magazine
Siobhan Glynn	1/12/2020	34.00	ISUBSCRIBE PTY LTD	Subscription to Magazine Renew
Siobhan Glynn	9/12/2020	22.60	CBD IGA PLUS LIQUORQPS	Milk for Staff
Siobhan Glynn	18/12/2020	12.80	CBD IGA PLUS LIQUORQPS	Milk for Staff
Siobhan Glynn Total		**671.59**		
[Administration Support Officer - Library]				
Steven McDougall	23/11/2020	53.38	PACK& SEND EST PERTH	Postage of paintings and letter to City of Nanjing
Steven McDougall	27/11/2020	40.00	NEWS LIMITED	Digital subscription to The Australian
Steven McDougall	30/11/2020	132.00	PROPERTY COUNCI	Ticket Economic Dev Officer to attend Property Council event
Steven McDougall	7/12/2020	15.14	FAIRFAX SUBSCRIPTIONS	Digital subscription to WAToday
Steven McDougall	7/12/2020	72.00	PAPERLESS POST	Coins for Paperless Post account
Steven McDougall	16/12/2020	264.00	PROPERTY COUNCI	Tickets to attend Build to Rent event
Steven McDougall Total		**576.52**		
[Principal Economic Development Officer]				
Simon Tsen	23/11/2020	15.12	ATLASSIAN	Application Software
Simon Tsen	23/11/2020	0.38	INTNL TRANSACTION FEE	Application Software
Simon Tsen	25/11/2020	120.95	SYSTEMWISE PRINTING	Minor IT assets
Simon Tsen	30/11/2020	97.91	Live Chat	Phone Data Line
Simon Tsen	30/11/2020	2.45	INTNL TRANSACTION FEE	Phone Data Line
Simon Tsen	1/12/2020	130.56	CALENDLY	Minor IT assets
Simon Tsen	1/12/2020	3.26	INTNL TRANSACTION FEE	Minor IT assets
Simon Tsen	2/12/2020	1,089.43	MHA Products	Minor IT assets
Simon Tsen	1/12/2020	- 120.95	SYSTEMWISE PRINTING	Minor IT assets
Simon Tsen	2/12/2020	100.80	SMART SUPPLIES AUSTRAL	Minor IT assets
Simon Tsen	4/12/2020	6,045.97	CLOUD ACADEMY INC.	PERTH Staff Training
Simon Tsen	4/12/2020	151.15	INTNL TRANSACTION FEE	PERTH Staff Training
Simon Tsen	4/12/2020	276.00	Melbourne IT	Phone Data Line
Simon Tsen	4/12/2020	182.99	JBHiFi.com.au	Minor IT assets
Simon Tsen	8/12/2020	50.48	AMAZON AU	Minor IT assets
Simon Tsen	9/12/2020	339.08	CRUSHFTP.COM	Corp file trf protocol service - annual renewal
Simon Tsen	9/12/2020	8.48	INTNL TRANSACTION FEE	Corp file trf protocol service - annual renewal
Simon Tsen	11/12/2020	119.67	MAILCHIMP *MONTHLY	MARKETING MONTHLY MAILCHIMP RENEWAL
Simon Tsen	11/12/2020	659.00	POS BUSINESS SYSTEMS	1 X ZEBRA LABEL PRINTER CONTAINER DEPOSIT SITE
Simon Tsen	11/12/2020	1,097.00	POS BUSINESS SYSTEMS	3 X ZEBRA SCANNER KIT FOR CONTAINER DEPOSIT SITE
Simon Tsen	14/12/2020	169.68	Ink Station	1 X TONER FOR CONTAINER DEPOSIT SITE
Simon Tsen	14/12/2020	91.19	MAILCHIMP *MONTHLY	Subscription
Simon Tsen	14/12/2020	57.00	MAILCHIMP *MONTHLY	Subscription
Simon Tsen	14/12/2020	67.35	BOTENGINE.AI	Subscription
Simon Tsen	14/12/2020	1.68	INTNL TRANSACTION FEE	Transaction Fee
Simon Tsen	15/12/2020	31.90	STK*Shutterstock	Subscription
Simon Tsen	15/12/2020	179.00	OFWKS ONLINE BENTLEIGH	Wireless printer testing for container deposit site
Simon Tsen Total		**10,967.53**		
[Service Support Analyst - ICT Services]				
Grand Total		**17,228.20**		

14.3 Review of Council Policy – 9.7 Purchasing Policy

Responsible Officer	Bill Parker, General Manager Corporate Services
Voting Requirement	Simple Majority
Attachments	Attachment 14.3A - Draft Purchasing Policy Attachment 14.3B - Current Purchasing Policy 9.7

Purpose

This report presents an updated Purchasing Policy which reflects contemporary best practice and addresses a number of identified deficiencies in the City's existing policy.

Recommendation

That Council:

1. REVOKES Policy 9.7 – Purchasing Policy as included in Attachment 14.3A

2. ADOPTS Policy 2.2 Purchasing as included in Attachment 14.3B

Background

1. All local governments have a legislative obligation under the *Local Government (Functions and General) Regulations (1996), Regulation 11A*, to adopt and implement a purchasing policy in relation to contracts for other persons to supply goods or services where the consideration under the contract is, or is expected to be, $250 000 (ex GST) or less or worth $250 000 or less.

2. The City of Perth's current Purchasing Policy was adopted in 2011 with the last revision occurring in 2016.

3. The most recent amendment to legislation occurred 9 April 2020 following the Department of Local Government, Sport and Cultural Industries amendments to support Local Governments in responding to the COVID-19 Public Health Emergency. These amendments included increasing the tender threshold and additional tender exemptions e.g. businesses registered with Supply Nation.

4. Previous papers submitted relating to this subject were:
   a. ELT Report – Procurement Policy Discussion Paper, 17 June 2020
   b. Commissioner Briefing, 23 June 2020
   c. Additional Commissioner Briefing, 14 July 2020

5. The revised policy incorporates a number of contemporary elements previously missing from the City's policy and it demonstrates a greater responsibility for the management of the procurement activities across the City.

6. The previous review of the policy was completed but was subsequently placed in a holding-over status pending the initiation of the newly formed Policy Review Committee.

Discussion

7. To inform the comprehensive revision of the City's Purchasing Policy, the equivalent policies of peer metropolitan local governments including the Cities of Joondalup, Stirling, Cockburn, Wanneroo, Melville, Gosnells and Canning were reviewed. The Cities of Brisbane and Melbourne were also reviewed as comparative capital city local governments. WALGA's model purchasing Policy was also reviewed.

8. A well-defined policy supported by procedures helps the City to not only control spend but also establish a set of acceptable norms and guidelines for employees.

9. The proposed purchasing policy is presented in a more logical and understandable format and now embraces the following aspects (that previous policies were either silent on or they were not clearly articulated in the previous policy):
   a. Use of Unique Goods and Services (Sole Suppler Justification)
   b. Verbal quotation process to be fully documented.
   c. Price and value for money a specific criterion of assessment
   d. Exemptions
   e. Strategic Suppliers
   f. Term of Engagement

g. Panels
h. Confidentiality and Declarations of Interest
i. Policy Non-Compliance

Stakeholder Engagement

10. In determining the narrative and control thresholds for the revised Purchasing Policy, extensive review of contemporary peer local government's policies was undertaken. The proposed policy was also independently peer reviewed by City's Audit & Risk Manager and Para-legal.

11. No external stakeholder consultation was undertaken in relation to this policy.

Decision Implications

12. If Council endorses the proposed Purchasing Policy, the City will make a significant step progressing the procurement framework of the City. This will also progress many actions identified in the City of Perth Inquiry Recommendations.

13. If Council does not endorse the proposed Purchasing Policy:
    a. The existing policy will not align to the Regulation
    b. The City will be unable to maximise efficiencies in procurement practices.
    c. The Procurement team will be unable to provide strategic initiatives that can contribute to cost savings in contracts.
    d. Sustainable procurement initiatives cannot be further implemented to support initiatives such as the Reconciliation Action Plan.
    e. There is a possibility of non-compliance as the policy is too onus for non-procurement staff to follow.
    f. There could be a reduction in suppliers willing to work for the City as they will be required to undertaken formal processes for low valued transactions e.g. formal RFQ for $60,000.
    g. The City will be unable to fully support local businesses for formal processes
    h. The establishment of Panels will remain inefficient and not deliver true value to the City or panel members.
    i. The City will not be seen to be progressing in the area of procurement as the governing document remains unchanged and not aligning to industry best practice.

Strategic, Legal and Policy Implications

Strategic	
Strategic Community Plan Aspiration:	Performance A city led by a Council and supported by an administration that is committed to sound strategy and governance, excellence in customer service and effective and sincere engagement with all stakeholders. Planet

	A city that respects, protects and fosters its natural environment, embraces the principles of sustainability and acknowledges the impacts of our changing climate. People A safe, activated and welcoming city that celebrates its diversity and sense of community, providing unique educational, cultural, sporting and lifestyle offerings Partnership A City that has earned the respect and support of the local industry through strong partnerships with state bodies, industry and community groups and other key stakeholders.
Strategic Community Plan Objective:	People 1.4 An inclusive approach that embraces youth, seniors, people with a disability, and people from all walks of life 1.7 Ongoing acknowledgement, recognition and continuing engagement with the traditional owners of city lands, the Whadjuk Nyoongar people. Planet 3.5 Improve biodiversity resilience across the city. Performance 5.6 Decision-making that is ethical, informed and inclusive. Partnership 6.6 Collaboration, support and communication with neighbouring local governments, peak industry associations and community groups to optimise outcomes for wider Perth areas served by all of these stakeholders.
Issue Specific Strategies and Plans:	Not Applicable

Legal and Policy	
Legislation:	Section 3.57 of the Local Government Act 1995. Section 3.57 of the Local Government Act 1995 *Stipulates the requirements for local governments to invite Tenders for the supply of goods and services* Regulations 11A of the Local Government (Functions and General) Regulations 1996. Local Government (Functions and General) Regulations 1996 - Reg 11a

	Stipulates the requirements for local governments when procuring goods and services from suppliers
Legal advice:	Not Applicable
Policy	Not Applicable

Relevant Documents

Not applicable

Further information

14. The Policy Committee considered the item on 18 January 2021. Elected members provided feedback that has now been incorporated into the draft policy. The feedback included:
    a. Exclusion of sponsorship and grants programs moved to the Policy Scope
    b. The wording of 'Strategic Suppliers' should be amended to reflect the current exemptions under the regulations that these represent.
    c. Rewording of the 'Unique Goods and Services' provisions to read clearer.
    d. Expanding on the Buy Local provisions including its purpose, intent and operation. This included considering the important role in maximising opportunities for local businesses and attracting businesses to Perth, increasing opportunities for city businesses to bid competitively for work, maintaining and increasing employment and workforce skills in Perth.

15. The policy was updated accounting for the above feedback and the following additional changes made to this policy are:
    a. Policy Statement updated to include the City's Code of Conduct.
    b. Removal of the reference to General Managers and Council from 'Unique Goods and Services' and replaced with Lord Mayor should the CEO have a conflict of interest.
    c. Reduction in the threshold from $75,000 to $50,000 for 'Unique Goods and Services'.
    d. Removal of Procurement from delegations under 'Terms of Engagement' and 'Unique Goods and Services' raising them to the General Managers and CEO.
    e. Additional wording for the 'Confidentiality and Declarations of Interest' provisions for compliance and clarity.
    f. Expanded on the 'Sustainability' provisions including the sub components for greater transparency in line with the Buy Local Content.
    g. Purchase Threshold Over $250,000 remove the word tender to allow for tender exemptions under the Regulations.

The updated version, as a clean copy is now attached as Attachment 14.3B.

City of Perth

Council Policy Manual

CP 9.7 Purchasing

POLICY OBJECTIVE

The City is committed to setting up efficient, effective, economical and sustainable procedures in all purchasing activities. This policy:

- provides the City with an effective way of purchasing goods and services;
- ensures that purchasing transactions are carried out in a fair and equitable manner;
- strengthens integrity and confidence in the purchasing system;
- ensures that the City receives value for money in its purchasing;
- provides that the City considers the environmental and social impacts when purchasing goods and services;
- ensures the City complies with all regulatory obligations;
- promotes effective governance and definition of roles and responsibilities; and
- upholds respect from the public and industry for the City's purchasing practices that withstands probity.

Furthermore, this policy has been created to:

- provide compliance with the *Local Government Act 1995* (the"**Act**') and Part 4 of the *Local Government (Functions and General) Regulations 1996*; (the "**Regulations**") ;
- provide compliance to the *State Records Act 2000* and adherence to records management practices and procedures at the City;
- deliver a best practice approach and procedures to internal purchasing for the City; and
- ensure consistency for all purchasing activities that integrates within all of the City of Perth operational areas.

POLICY STATEMENT

1. ETHICS AND INTEGRITY

All officers and employees of the City shall observe the highest standards of ethics and integrity in undertaking purchasing activities and act in an honest and professional manner that supports the standing of the City.

The following principles, standards and behaviours must be observed and enforced through all stages of the purchasing process to ensure the fair and equitable treatment of all parties:

- all purchasing practices shall comply with relevant legislation, regulations, and requirements consistent with the City's policies, procedures, Code of Conduct and Statement of Business Ethics;
- full accountability shall be taken for all purchasing decisions and the efficient, effective and proper expenditure of public monies based on achieving value for money;
- purchasing is to be undertaken on a competitive basis in which all potential suppliers are treated impartially, honestly and consistently;
- all processes, evaluations and decisions shall be transparent, free from bias and fully documented in accordance with applicable policies and to provide a clear audit trail;
- any actual or perceived conflicts of interest are to be identified, disclosed and appropriately managed; and
- information provided to the City by a supplier shall be treated as commercial-in-confidence and should not be released unless authorised by the supplier or relevant legislation.

2. VALUE FOR MONEY

Value for money is an overarching principle governing purchasing that allows the best possible outcome to be achieved for the City. It is important to note that compliance with the specification is more important than obtaining the lowest price, particularly taking into account user requirements, quality standards, risk factors, sustainability, life cycle costing, and service benchmarks.

An assessment of the best value for money outcome for any purchasing should consider the following:

- all relevant whole-of-life costs and benefits, whole of life cycle costs (for goods) and whole of contract life costs (for services) including transaction costs associated with acquisition, delivery, distribution, as well as other costs such as but not limited to holding costs, consumables, deployment, maintenance and disposal. For the disposal of any property (assets) reference shall be made to Council Policy 9.14 Disposal of Property;
- the technical merits of the goods or services being offered in terms of compliance with specifications, contractual terms and conditions and any relevant methods of assuring quality, including but not limited to an assessment of levels and currency of compliances, value adds offered, warranties, guarantees, repair and replacement policies, ease of inspection, ease of after sales service, ease of communications etc;

- financial viability and capacity to supply without risk of default. (Competency of the prospective suppliers in terms of managerial and technical capabilities and compliance history); and
- a strong element of competition in the allocation of orders or the awarding of contracts. This is achieved by obtaining a sufficient number of competitive quotations wherever practicable.
- the safety requirements associated with both the product design and specification offered by suppliers and the evaluation of risk when considering purchasing goods and services from suppliers;
- purchasing of goods and services from suppliers that demonstrate sustainable benefits and good corporate social responsibility.

Where a higher priced conforming offer is recommended, there should be clear and demonstrable benefits over and above the lowest total priced, conforming offer.

3. SUSTAINABLE PROCUREMENT

Sustainable Procurement is defined as the procurement of goods and services that has positive economic, environmental and social outcomes, and fewer negative environmental and social impacts than competing products and services.

The City is committed to sustainable procurement and where appropriate shall endeavour to design quotations and tenders to minimise environmental and negative social impacts. Sustainable considerations must be balanced against value for money outcomes in accordance with the City's sustainability objectives.

4. PURCHASING LIMITS

4.1 Purchasing from Existing Contracts

Where the City has an existing contract in place, it must ensure that goods and services required are purchased under these contracts to the extent that the scope of the contract allows. When planning the purchase, the City must consult its Contracts in the first instance before seeking to obtain quotes and tenders on its own accord.

4.2 Purchasing Thresholds

In determining the purchasing value, the following considerations are to be taken into account:

1. All values are exclusive of the Goods and Services Tax (GST);

CP9.7 Purchasing

2. The actual or expected value of a contract over the full contract period, including any and all options to extend, as well as any potential for additional goods or servicing requirements;
3. The extent to which it could reasonably be expected that the City will continue to purchase a particular category of goods, services or works and what total value is or could be reasonably expected to be purchased; and
4. Where the value is expected to be in the vicinity of $150,000 over a three year period, a tender process must be undertaken. The determination of the commencement of a tender process shall be in collaboration with the relevant business unit and the Finance Unit (Contracts Administrator).

The following quotation/tender thresholds apply to the procurement of goods and services:

Amount of Purchase	Purchasing Requirements
Up to $5,000 Category A	Purchase directly from a supplier using a Purchasing or Corporate Credit Card issued by the City, or obtain at least one (1) verbal or written quotation from a suitable supplier, either from: • an existing panel of pre-qualified suppliers administered by the City; or • a pre-qualified supplier on the WALGA Preferred Supply Program or State Government Common Use Arrangement (CUA); or • from the open market. The continuous use of single suppliers is to be routinely tested to ensure that the City is receiving best value for money at a competitive market price and adequately distributing market share.
$5,001 - $50,000 Category B	Obtain a minimum of three written quotations from suppliers using a brief outlining the specific requirement, either from: • an existing panel of pre-qualified suppliers administered by the City; or • a pre-qualified supplier on the WALGA Preferred Supply Program or State Government CUA; or • from the open market. Notes: 1. This category excludes quotations where the City is entering into a contract for services that are of an on-going nature and exceed one (1) year duration. Contracts

CP9.7 Purchasing

	with a duration of more than one (1) year are to be by Category C – Formal Quotation. 2. Consultancy services must be by formal quotation unless at the discretion of the Finance Unit (Contracts Administrator) it is deemed services are of low risk and complexity.
$50,001 - $150,000 Category C	A formal quotation process is to be coordinated through the Finance Unit (Contracts Administrator) under the following guideline: Obtain at least three (3) written quotations from suppliers by formal invitation under a Request for Quotation, containing price and detailed specification of goods and services required. The procurement decision is to be based on pre-determined evaluation criteria that assess all value for money considerations in accordance with the definition stated within this Policy. Quotations within this threshold may be obtained from: • an existing panel of pre-qualified suppliers administered by the City; or • a pre-qualified supplier on the WALGA Preferred Supply Program or State Government CUA; or • from the open market. Requests for quotation from a pre-qualified panel of suppliers (whether administered by the City, through the WALGA preferred supply program or State Government CUA) are not required to be invited using a Request for Quotation form, however at least three written quotes are still required to be obtained.
$150,001 and above Category D	Where the purchasing requirement is not suitable to be met through a panel of pre-qualified suppliers, or any other tender-exempt arrangement as listed under section 4.9 of this Policy, conduct a public Request for Tender process in accordance with Part 4 of the *Local Government (Functions and General) Regulations 1996,* this policy and the City's tender procedures. The procurement decision is to be based on pre-determined evaluation criteria that assess all value for money considerations in accordance with the definition stated within this Policy.

CP9.7 Purchasing

4.3 Insufficient Suppliers

Where this policy requires a certain number of quotations to be obtained, but it is not possible to obtain that number of quotations, then best endeavours must be used to obtain as many quotes as possible.

If it is not possible to obtain the required number of quotations then:

1. the requirement to obtain that number of quotations may be waived by
   - the Procurement Officer for Category A & B quotations, and
   - the Contracts Administrator and the Procurement Officer for Category C quotations,

   with justification being provided by an officer with the appropriate authority to incur the liability; but
2. all other requirements of this policy applicable to that type or value of purchase apply.

4.4 Term of Contracts

The following table defines the term to be applied to classes of contracts established under this policy:

Procurement Type	Contract Period	Option Period
Contracts with the potential for short-term change in technology, specification, availability or a new untried service.	One (1) Year	Two (2) Years, or Two (2) x One (1) Year
Service contracts and contracts with a medium potential for a change in technology, specification or availability.	Three (3) Years	Two (2) Years, or Two (2) x One (1) Year
Information Technology, Equipment and contracts where there is a high cost of contract establishment or there is low potential for a change in technology, specification or availability	Ten (10) Years	Five (5) Years

In considering the term to be applied to a contract the following principles have been adopted:

- Short term contracts (one year) do not build the relationship that may be required to maintain an adequate level of service over time.
- Medium term contracts (three years) can discourage supplier complacency making them a useful tactic for the City.

CP9.7 Purchasing

Long Term contracts (five years and over) need to demonstrate significant benefit to the City and have mechanisms to review the adequacy of the services and ensure continued competitiveness.

4.5 Long Term Contracts

Where the City enters into a long term Contract, such as for the supply of Information Technology Software, a market test/analysis is to be carried out every five years to ensure value for money in the provided service.

4.6 Selection Criteria

Compliance and qualitative selection criteria shall apply to all formal quotations and tenders relative to the nature and complexity of the project or service.

4.7 Contract Reviews

All Contracts established by the City shall contain a requirement to review the performance of the Contractor/Supplier/Consultant at least annually and prior to the extension, if any, of the Contract term.

4.8 Tendering Exemptions

An exemption to publicly invite tenders may apply in the following instances:

- the purchase is obtained from a pre-qualified supplier under the WALGA Preferred Supply Program or State Government Common Use Arrangement.
- the purchase is from a Regional Local Government or another Local Government;
- the purchase is acquired from a person registered on the WA Aboriginal Business Directory, as published by the Small Business Development Corporation, where the consideration under contract is worth $250,000 or less and represents value for money;
- the purchase is acquired from an Australian Disability Enterprise and represents value for money;
- the purchase is from a pre-qualified supplier under a Panel established by the City; or
- any of the other exclusions under Regulation 11 of the *Local Government (Functions and General) 1996* apply.

CP9.7 Purchasing

4.9 Inviting Tenders under the Tender Threshold

Where it is considered beneficial, tenders may be called in lieu of seeking quotations for purchases under the $150,000 threshold. If a decision is made to seek public tenders for goods/services of less than $150,000, all of the steps of a public tender process must be followed.

4.10 Sole Source of Supply

Where the purchasing requirement is over the value of $5,000 and of a unique nature that can only be supplied from one supplier, the purchase is permitted without undertaking a tender or quotation process. This is only permitted in circumstances where the City is satisfied and can evidence that there is only one source of supply for those goods, services or works. The City must use its best endeavours to determine if the sole source of supply is genuine by exploring if there are any alternative sources of supply. Once determined, the justification must be endorsed by the Chief Executive Officer in accordance with the applicable Corporate Procedure, prior to a contract being entered into.
From time to time, the City may publicly invite an expression of interest to effectively determine that one sole source of supply still genuinely exists.

5. PURCHASING FROM LEGAL SERVICE PROVIDERS

The City of Perth will utilise the WALGA preferred supplier contract for legal services. The selection of the service provider will be undertaken by the Chief Executive Officer, Director Corporate Services or the Manager Governance based on factors including the panel provider undertaking similar work on behalf of the City of Perth, specialist expertise as well as being based on standard contract performance. Circumstances requiring the use of a legal firm outside the panel may arise whereby the entire tender panel is conflicted from undertaking work for the City or that specialist skills cannot be sourced from the panel, in such circumstances procurement needs to be in accordance with the procedures contained within Clause 4.1.

6. PANELS OF PRE-QUALIFIED SUPPLIERS

6.1 Objectives

In accordance with Regulation 24AC of the *Local Government (Functions and General) Regulations 1996*, a Panel of Pre-qualified Suppliers ("Panel") may be created where most of the following factors apply:

- the City determines that a range of similar goods and services are required to be purchased on a continuing and regular basis;
- there are numerous potential suppliers in the local and regional procurement-related market sector(s) that satisfy the test of 'value for money';

CP9.7 Purchasing

- the purchasing activity under the intended Panel is assessed as being of a low to medium risk;
- the Panel will streamline and will improve procurement processes; and
- the City has the capability to establish, manage the risks and achieve the benefits expected of the proposed Panel.

The City will endeavour to ensure that Panels will not be created unless most of the above factors are firmly and quantifiably established.

6.2 Establishing a Panel

Should the City determine that a Panel is beneficial to be created, it must do so in accordance with Part 4, Division 3 the *Local Government (Functions and General) Regulations 1996*.

Panels may be established for one supply requirement, or a number of similar supply requirements under defined categories within the Panel.

Panels may be established for a minimum of two (2) years and for a maximum length of time deemed appropriate by the City.

Evaluation criteria must be determined and communicated in the application process by which applications will be assessed and accepted.

Where a Panel is to be established, the City will endeavour to appoint at least three (3) suppliers to each category, on the basis that best value for money is demonstrated.

Where less than three (3) suppliers are appointed to each category within the Panel, the category is not to be established.

In each invitation to apply to become a pre-qualified supplier (through a procurement process advertised through a state-wide notice), the City must state the expected number of suppliers it intends to put on the panel.

Should a Panel member leave the Panel, they may be replaced by the next ranked Panel member determined in the value for money assessment should the supplier agree to do so, with this intention to be disclosed in the detailed information set out under Regulation 24AD(5)(d) and (e) when establishing the Panel.

6.3 Distributing work amongst Panel Members

To satisfy Regulation 24AD(5) of the Regulations, when establishing a Panel of pre-qualified suppliers, the detailed information associated with each invitation to apply to join the Panel must either prescribe whether the City intends to:

CP9.7 Purchasing

i. Obtain quotations from each pre-qualified supplier on the Panel with respect to all purchases, in accordance with Clause 6.4; or
ii. Purchase goods and services exclusively from any pre-qualified supplier appointed to that Panel, and under what circumstances; or
iii. Develop a ranking system for selection to the Panel, with work awarded in accordance with Clause 6.3 b).

In considering the distribution of work among Panel members, the detailed information must also prescribe whether:

a) each Panel member will have the opportunity to bid for each item of work under the Panel, with pre-determined evaluation criteria forming part of the invitation to quote to assess the suitability of the supplier for particular items of work. Contracts under the pre-qualified panel will be awarded on the basis of value for money in every instance; or
b) work will be awarded on a ranked basis, which is to be stipulated in the detailed information set out under Regulation 24AD(5)(f) when establishing the Panel. The City is to invite the highest ranked Panel member, who is to give written notice as to whether to accept the offer for the work to be undertaken. Should the offer be declined, an invitation to the next ranked Panel member is to be made and so forth until a Panel member accepts a Contract. Should the list of Panel members invited be exhausted with no Panel member accepting the offer to provide goods/services under the Panel, the City may then invite suppliers that are not pre-qualified under the Panel, in accordance with the Purchasing Thresholds stated in section 4.3 of this Policy. When a ranking system is established, the Panel must not operate for a period exceeding 12 months.

In every instance, a contract must not be formed with a pre-qualified supplier for an item of work beyond 12 months, which includes options to extend the contract.

6.4 Purchasing from the Panel

The invitation to apply to be considered to join a panel of pre-qualified suppliers must state whether quotations are either to be invited to every member (within each category, if applicable) of the Panel for each purchasing requirement, whether a ranking system is to be established, or otherwise.

Each quotation process, including the invitation to quote, communications with panel members, quotations received, evaluation of quotes and notification of award communications must all be

CP9.7 Purchasing

captured on the City's electronic records system. A separate file is to be maintained for each quotation process made under each Panel that captures all communications between the City and Panel members

7. AUTHORISATION OF EXPENDITURE

Acceptance of tenders and quotations and the authorisation of expenditure is to comply with the City's purchasing requirements, associated policies and procedures and within the relevant delegation or limit of authority.

All purchases of goods or services other than those goods or services deemed an emergency or those outside of normal business hours are only to be purchased after the approval of an appropriate purchase requisition and the receipt of a relevant purchase order.

The confirmation of any purchase after the completion of a quotation / tender process must be authorised by an officer to whom authority to incur a liability has been delegated ensuring that sufficient funds have been provided for in the City's annual budget.

Document Control Box							
Document Responsibilities:							
Custodian:	Contracts Administrator		**Custodian Unit:**	Finance			
Decision Maker:	Policy approved by Council						
Compliance Requirements:							
Legislation:	Part 4 of the *Local Government (Functions & General) Regulations 1996*						
Industry:							
Organisational:	PR0106 Calling of Quotations PR0105 Tendering for Goods and Services PR0660 Evaluation Panels for assessing Tenders, Expressions of Interest and Quotations PR0957 Authorisation of Purchase Orders PR0965 Sole Supplier Justification, Application and Approval						
Document Management:							
Risk Rating:		**Review Frequency**:		**Next Due:**		**TRIM Ref:**	**[AP####]**
Version #	**Decision Reference:**		**Synopsis:**				
1.	OCM 28/06/11 (317/11)						
2.	OCM 18/11/14 (509/14)						
3.	OCM 30/04/15 (161/15)						
4.	OCM 15/12/15 (585/15)		Amended in line with updates to Legislation				
5.	OCM 15/03/16 (83/16)		Revised to achieve Compliance and enhance internal control and governance.				

City of Perth

CP2.2| Purchasing Policy

Policy Objective

This policy is to provide guidance on the City's procurement activities to ensure compliance with legislative requirements and best practice.

Policy Scope

This policy applies to all employees, involved in procurement activities on behalf of the City.

This Policy does not govern the City of Perth sponsorship and grants programs that are managed under the City's Sponsorship and Grants Policy.

Policy Statement

1. Procurement decisions will align with the principles and values of transparency, probity, fairness, accountability, good governance and be made with criteria that aligns with the City's Statement of Business Ethics and Code of Conduct. The Policy is to ensure the City meets the strategic directive of supporting Performance - *a city led by a Council and supported by an administration that is committed to sound strategy and governance, excellence in customer service and effective and sincere engagement with all stakeholders.*

2. **Legislative Requirements**

   All procurement activities are to comply with the following:
   - Local Government Act 1995
   - Part 4 of the Local Government (Functions and General) Regulations 1996, (the "*Regulations*")
   - Competition and Consumer Act 2010
   - State Records Act 2000

3. **Purchase Thresholds**

Purchase Thresholds (Excluding GST)	Minimum Requirements
Up to $5,000	Direct purchase - obtain one verbal or written quotation When a verbal quote is received the officer must record details of the quote
$5,000 - up to $20,000	Invite two written quotations
$20,000 - up to $75,000	Invite three written quotations
$75,000 - up to $250,000	Invite three written quotations which includes a detailed specification /scope of work or brief. Evaluation selection criteria must be determined before invitations are issued. Evaluations must be recorded in the City's record keeping system.

Purchase Thresholds (Excluding GST)	Minimum Requirements
Over $250,000	Conduct a process in accordance with Part 4 of the Regulations, this policy and the City's internal procedures

- The Purchase Thresholds are the actual or expected value of a contract over the full contract period, including all options to extend; or the extent to which it could reasonably be expected with the City continuing to purchase the goods or services.
- Where there is no existing contract arrangement, the Purchase Threshold value will be the estimated cumulative value over a minimum three-year period unless there is a single supply, or an alternative period is approved by Procurement.
- When there is high risk or high public profile to the procurement activity, assistance and direction must be acquired from Procurement. This may include probity provision as per Section 12 of this Policy.
- The above table sets out the minimum requirements for the applicable Purchase Thresholds. To ensure the City can achieve the best value for money through its procurement activity, each procurement activity should consider the nature of the market, complexity and risk, process efficiency or any other relevant factors when selecting the number of quotations to invite or the process to follow.

4. Exemptions

An exemption to seek a minimum number of quotations applies when:

- If solely obtaining quotes through Indigenous Businesses and Australian Disability Enterprises (Section 6.1.2), then the number of quotations required may be reduced by one for all purchases over the first Purchase Threshold.
- The procurement is through a tender exemption in accordance with Regulations and there are not sufficient suppliers.
- Procurement of OEM (Original Equipment Manufacturer) where warranty provisions may be void if alternative goods or service is used.
- The purchase is from a supplier that has been approved through an insurance claim.
- The acquisition of artwork by the Chief Executive Officer in accordance with Council Policy for Cultural Collections.

5. Value for Money

Value for money is an overarching principle governing procurement that allows the best possible outcome to be achieved for the City by considering cost and non-cost factors. This principal shall be applied to all procurement activities. Any other alternative methods for assessing pricing shall not be used without approval of Procurement prior to seeking submissions.

6. Sustainability

The City shall utilise selection criteria for sustainability with a weighting of 20% for formal requests, unless a variation is approved by Procurement. Sustainable Procurement is defined as procurement that has the most positive economic, environmental and social impacts possible over the life-cycle of a product or service, and that strives to minimise adverse impacts (ISO20400).

6.1 Economy

Consideration shall be given to whole of life impacts and costs of products and purchases. In addition, consideration shall be given to supporting local job creation and facilitating opportunities for small and medium sized enterprises and social businesses:

6.1.1. **Buy Local**

Purpose and Intent of Buy Local is to:

- Support businesses in the City by ensuring they have an opportunity to supply to the City;
- Attract businesses to establish and stay in in the City
- Maintaining and increasing employment and workforce skills in the City and WA.
- Foster competition by giving full, fair and reasonable opportunity to City based businesses and then those in other areas of WA; and
- Enhance the City's procurement to relevant with economic and social initiatives both of the City and the State;
- Recognising the City's procurement plays an important role in the continued prosperity of the city and as a Capital City, the wider WA area.

The City shall promote opportunities for local businesses to compete for City contracts that provide economic benefits to the local economy. The benefit may be through the permanent location of the business, the use of local employees or local sub-contractors or other factors. Assessment of the value will dependent on the extent to which the local business can demonstrate their contribution to the local economy, with those providing local benefit within City's boundary encouraged first and secondly, those providing benefit within the wider metropolitan area, thirdly followed by those providing benefit within WA. The City shall include local content in sustainability criteria weighting assessment nominated in section 6 above. The total weighting to be applied to local content may be a maximum of 10%.

Eligible Businesses:

In terms of application of the local content preference, an eligible business is one which:

- Maintains a permanent operational office within the prescribed distance that is resourced by at least one person who resides in the local content area and that the business address aligns with its marketing such as a telephone directory listing, or the address listed on its website.
- Has had its office established and has conducted similar business and contracting from the office for at least six months prior to release of the city's procurement process.
- Is able to demonstrate they will manage/deliver the majority of the contract outcomes from the office.

6.1.2. **Indigenous Businesses and Australian Disability Enterprises**

The City considers sustainability in procurement to maximise the positive impact on environmental, social and economic outcomes. To assist with the social outcomes the City has identified the following Indigenous Businesses and Australian Disability Enterprises:

- Suppliers on the Aboriginal Business Directory WA published by the Chamber of Commerce and Industry of Western Australia Limited ABN 96 929 977 985;
- Suppliers registered or certified through Australian Indigenous Minority Supplier Office Limited (trading as Supply Nation) ABN 50 134 720 362;
- Australian Disability Enterprises;

6.1 Sustainability - Social

Being sustainable is also considering the social factors of a product or service. Suppliers can be socially responsible by adopting ethical practices and being compliant with legislative obligations and other actions that benefit society including inclusiveness, equality, diversity, regeneration and integration.

6.2 Sustainability - Environment

The City aims to reduce the environmental impact of its procurement through minimising the environmental footprint of products and services obtained. Environmentally preferable products and services are defined as those that have a lower impact on the environment over the life cycle of the product or service, when compared with competing products or services serving the same purpose.

7. Term of engagement

The length of a contract is to be determined based on market volatility, ongoing nature of supply, historical purchasing evidence and estimated future purchasing requirements.

- General Manager approval is required for terms over 2 years to the maximum of five years; or
- The term may be extended to a maximum of seven years with Chief Executive Officer approval, where the supply category is expected to result in significant disruption to operations and investment costs e.g. to technology, specification, availability or the City's requirements.

8. Continuous Engagements

The continuous use of a tender exemption in accordance with Regulations e.g. WALGA or Common Use Agreements (CUA) suppliers is to be routinely tested to ensure that the City is receiving best value for money at a competitive market price and adequately distributing market share.

9. Disability Access and Inclusion

Employees must ensure disability access and inclusion considerations to all projects.

10. Panels of Pre-Qualified Suppliers

- If the City decides that a panel is to be established, it must be undertaken in accordance with the Regulations and follow the City's internal procurement processes.
- Panels may be established for a continuing need for goods or services. This will be undertaken through a procurement process determined on the total value anticipated to be placed through the panel.
- The City will ensure it maintains clear, consistent and regular communication with pre-qualified suppliers. A documented plan must be established that outlines the requirements for the Panel Contract and how it shall be managed, including a minimum of bi-annual review meetings.
- The request for each invitation to apply to join the Panel must prescribe one of the following as to how the panel will operate, whether the City intends to:
  a. Obtain quotations from each pre-qualified supplier on the Panel (or within each category, if applicable) with respect to purchases; or
  b. Purchase goods and services exclusively from any pre-qualified supplier appointed to that Panel, and under what circumstances; or
  c. Establish a ranking system for selection from the Panel, or otherwise.

- All panels of pre-qualified suppliers will be recorded through Procurement and managed through the City's contract management system for all quotes and purchases for the supply of the goods or services under the panel.
- If a Panel member leaves the Panel, the City may consider replacing that Panel member with the next ranked supplier that meets/exceeds the requirements in the value for money assessment, subject to that supplier agreeing. Alternatively, the City may run a separate procurement process to replace the panel member.
- A contract must not be formed, or purchase order issued to a panel supplier for work beyond 12 months, which includes options to extend the contract.

11. Unique Goods and Services

A contract with a supplier based on the unique nature of the goods or services required or for any other reason, where it is unlikely that there is more than one potential supplier may only be approved where the:

- Purchasing value is estimated to be over the threshold for a single quotation; and
- Where the purchase value is below $50,000 (ex GST) and the engagement with the supplier will not exceed 12 months then a Unique Good or Service Justification must be approved by General Manager; or
- Where the value equals or exceeds $50,000 (ex GST), or the engagement with the supplier will exceed 12 months, a Unique Good or Service Justification application must be made to Procurement with the approval required by the Chief Executive Officer. In the event the application is made by the Chief Executive Officer and there is an actual or perceived interest, as a result of a personal or business relationship, the approval must be provided by the Lord Mayor.

12. Probity

When determining if a probity service is required it shall be a risk-based decision undertaken in the procurement planning stage.
Areas to consider in a risk assessment include where:

- the matter is highly contentious or complex.
- the matter is politically sensitive.
- there is a high probability of conflict of interest.
- the transaction is a significant investment / high value.
- the project has a high profile and is likely to be subject to scrutiny e.g. significant media coverage.
- there is a possibility of an in-house service unit competing against external service providers.

A probity provider shall be appointed based on the knowledge, skills and experience of individuals and be an Auditor or Advisor. Below are definitions for each type of service:

- A Probity Auditor – this provider undertakes a review of the process looking backward, primarily done after the completion of a process. The auditor provides an assurance service through seeking compliance discrepancies with the process and documentation such as a Probity Plan, but not in its preparation. The probity auditor should be engaged to provide an independent scrutiny of the procurement process and express an objective opinion on whether the prescribed probity requirements have been followed.
- Probity Advisor – this provider is mainly performed looking ahead in the process. This is performed by providing a consulting service with the aim of anticipating and preventing probity issues. The provider uses a degree of problem solving to probity problems. The Advisor should be engaged early and involved in overseeing the preparation of a probity plan and procurement plans.

13. Record Keeping

All procurement activities, communications and transactions, including verbal quotations and evaluations must be evidenced and retained as local government records in accordance with the *State Records Act 2000* and the City's procedures and record keeping plan.

14. Training

All officers undertaking procurement activities including raising requisitions or use of a corporate credit card must be trained in the following as a minimum:

- Contract Formation
- Offer and Acceptance
- Managing a contract

15. Confidentiality and Declarations of Interest

To ensure compliant and unbiased purchasing, all officers undertaking procurement activities must ensure that, at all times:

- They maintain confidentiality in accordance with City's Code of Conduct
- They declare any interests in the purchasing activity as per the City's Code of Conduct and the Local Government Act 1995.

Where an interest is present, this will be managed in accordance with internal declaration processes including the recording and handling of the interest.

Decisions as to the continued involvement of an employee with an interest in purchasing activities will be to the discretion of the CEO.

Where the CEO is undertaking a purchasing activity and declares an interest, the Lord Mayor will decide as to their continued involvement.

16. Anti-Avoidance

Purchasing activities for the same category of supply or service should be aggregated into a single market request to achieve the best value for money and efficiencies for the City.

Multiple purchasing activities, of a similar nature, must not be conducted, with the intent (inadvertent or otherwise) of separating the purchase over two or more purchase orders or contracts, so that the effect is to avoid a Purchase Threshold contained in this Policy.

Variations to contracts are not permitted where they are intended, or could reasonably be perceived as being intended, to avoid the necessity to comply with the Procurement or Purchasing Policy.

17. Policy Non-Compliance

Failure to comply with the requirements of this policy will be subject to investigation, with findings to be considered in context of the responsible person's training, experience, seniority and reasonable expectations for performance of their role. While an investigation is being undertaken access to purchasing may be suspended. Where a breach is substantiated it may be treated as:

- a risk to the City and the ability to undertake procurement activities terminated or suspended
- an opportunity for additional training to be provided
- a disciplinary matter, which may or may not be subject to reporting requirements under the *Public Sector Management Act 1994*
- misconduct in accordance with the *Corruption, Crime and Misconduct Act 2003*.

Document Control

Policy Context

Legislation:	Local Government Act 1995 (WA) Part 4 of the Local Government (Functions & General) Regulations 1996 (WA) State Records Act 2000 (WA) Competition and Consumer Act 2010
Policy:	Policy 10.1 City of Perth Code of Conduct Policy 19.1 Risk Management
Procedure and Process:	City of Perth Statement of Business Ethics

Document responsibilities

Custodian:	<Position Title>	Custodian Unit:	<Unit Name>	Decision Maker:	<Position Title>

Review management

Review frequency:		Next review due:	
Risk rating:		Document Management Ref:	

Document management

Version	Decision reference	Synopsis of changes
1.0	OCM <insert meeting date> Simple Majority required	Initial policy submitted for approval

14.4 Response to 2019/20 Independent Auditor's Report

Responsible Officer	Michael Kent, Project Director Strategic Finance (CFO)
Voting Requirement	Simple Majority
Attachments	Attachment 14.4A - Independent Auditor's Report 30 June 2020

Purpose

To present matters identified as significant within the 2019/20 Independent auditor's report, together with actions taken or intended to be taken by Management for Council's review and acceptance.

Recommendation

That Council RECEIVES the report on the adverse trend in the Asset Sustainability Ratio over the past three years and notes the actions to be taken to improve the ratio.

Background

1. Under the *Local Government Act 1995* (Act), Local Governments are required to prepare an Annual Financial Report each financial year and that report is to be the subject of an independent audit. The City's 2019-20 audit was conducted by the Office of the Auditor General and their report, received on 10 December 2020, is attached.

2. The 2019/20 Independent Auditor's Report identified a significant adverse trend in the in the Asset Sustainability Ratio which has been below the Department of Local Government, Sport and Cultural Industries' basic standard of 0.9 for the last three financial years.

3. Section 7.12A of the Act requires the Local Government to do the following relating to significant matters raised in the audit report:
   a. *prepare a report addressing any matters identified as significant by the auditor in the audit report, and stating what action the local government has taken or intends to take with respect to each of those matters; and*
   b. *give a copy of that report to the Minister within 3 months after the audit report is received by the local government.*
   c. *Within 14 days after a local government gives a report to the Minister under subsection (4)(b), the CEO must publish a copy of the report on the local government's official website.*

4. This report will also be presented to Audit and Risk Committee scheduled to be held on the 22 February 2021. Any recommendations or changes requested by the Committee will be incorporated within the report to Ordinary Council Meeting scheduled to be held on the 23 February 2021.

5. <u>Asset Sustainability Ratio</u>
   a. This ratio is an approximation of the extent to which assets managed by a local government are being replaced as these reach the end of their useful lives. It is calculated by measuring capital expenditure on renewal or replacement of assets, relative to depreciation expense.
   b. Asset sustainability ratio as reported within the City's 2019-2020 annual financial report:

Department's basic standard	2020	2019	2018
0.9	0.48	0.55	0.72

   c. The asset sustainability ratio as listed above indicates the City is deferring the renewal of existing assets.
   d. The impact of prolonged deferment of capital renewal expenditure leads to additional asset maintenance cost and significant increase in asset replacements costs in the future.

e. This in turn creates an adverse impact within the Asset consumption ratio, which highlights the extent to which depreciable assets have been consumed by comparing their written down value to their replacement cost, and the magnitude of capital expenditure required in future to preserve their service potential.

f. Given the ratio is calculated based on actual renewal expenditure within a financial year, the asset sustainability ratio can only be improved if the budgeted capital renewal projects are completed within the financial year.

6. Actions Taken or intended to be taken

Actions taken

a. In late 2019 a report on Asset Management and Financial sustainability was presented by the General Manager Corporate Services to the Executive leadership team and Commissioners. The report highlighted gaps within asset renewals and its impact on the City's long term financial sustainability. The report also identified two key recommendations to minimise the identified gaps:

   i. For Council – to identify the importance of allocating a significant amount of funding each year for asset renewals within the budget.

   ii. Administration – to ensure renewal projects that are funded within an annual budget are delivered within the financial year.

b. The concerns addressed within this report was addressed by Council's adoption of the Long Term Financial Plan which allows for significant improvements towards attaining the Department's basic standard of the asset sustainability ratio.

The following table provides a snapshot of the asset sustainability ratio as forcasted within the Long Term Financial Plan:

Table 7 - Projected Asset Sustainability Ratio

20/21	21/22	22/23	23/24	24/25	25/26	26/27	27/28	28/29	29/30
🔴	🟢	🔴	🟡	🟡	🟢	🟡	🟢	🟢	🟡
79.5%	93.6%	83.0%	86.9%	87.6%	89.8%	86.1%	93.7%	91.9%	89.6%

c. The 2021 annual budget also allows for sufficient budget funds for renewal expenditure to improve the standard of the asset sustainability ratio.

Actions to be taken

a. The progress of budgeted capital projects will be monitored through a project management framework and reported to the Executive leadership team and Council on a regular basis. Completion of the budgeted renewal capital projects will be the key driver in improving the asset sustainability ratio.

b. Management has also prepared a Strategic financial planning and budgeting Policy (presented to the Policy Committee held on 8 February 2021) which sets clear principles and guidelines on budget funding priorities for capital initiatives. The policy identifies the importance of funding capital renewal projects and provides guidance on minimum funding limits for total capital renewals. This policy will provide the necessary strategic direction to improve financial sustainability going forward.

Discussion

16. The actions listed above addresses the significant matter identified within the 2019-2020 Independent Auditor's Report and ensures City's commitment towards minimising the asset renewal gap.

17. It is to be noted that this report is also being presented to the Audit and Risk Committee at its 22 February meeting for its consideration. Should there be any additional feedback or recommendations from that Committee relating to the report, those will be detailed via an addendum to the agenda.

18. Following both the consideration of Council and the Audit and Risk Committee, a copy of this report will be forwarded to the Minister.

Stakeholder Engagement

19. In determining the actions to be taken the Executive leadership team and all service areas that deliver capital projects were consulted and informed.

Decision Implications

20. If accepted, the City will work towards achieving the asset sustainability ratio as recommended by the Department of Local Government, Sport and Cultural Industries.

Strategic, Legal and Policy Implications

Strategic	
Strategic Community Plan Aspiration:	Performance A city led by a Council and supported by an administration that is committed to sound strategy and governance, excellence in customer service and effective and sincere engagement with all stakeholders.
Strategic Community Plan Objective:	5.5 A financial business model underpinned by a culture of cost management, best value and strategic financial analysis that is subject to ongoing oversight, transparency and accountability
Issue Specific Strategies and Plans:	Statutory Compliance

Legal and Policy	
Legislation:	*Section 7.12A (4) of the Local Government Act 1995*
Legal advice:	Not Applicable
Policy	Not Applicable

Financial Implications

There are no immediate financial implications relating to the recommendation within this report, however to improve the current adverse trend within the asset sustainability ratio, the City will require ongoing financial commitments towards funding, and more importantly to delivering asset renewal programs.

Relevant Documents

Not Applicable.

Further information

Not Applicable.

Auditor General

INDEPENDENT AUDITOR'S REPORT

To the Councillors of the City of Perth

Report on the Audit of the Financial Report

Opinion
I have audited the annual financial report of the City of Perth which comprises the Statement of Financial Position as at 30 June 2020, and the Statement of Comprehensive Income by Nature or Type, Statement of Comprehensive Income by Program, Statement of Changes in Equity, Statement of Cash Flows and Rate Setting Statement for the year then ended, as well as notes comprising a summary of significant accounting policies and other explanatory information, and the Statement by the Chief Executive Officer.

In my opinion the annual financial report of the City of Perth:
(i) is based on proper accounts and records; and
(ii) fairly represents, in all material respects, the results of the operations of the City for the year ended 30 June 2020 and its financial position at the end of that period in accordance with the *Local Government Act 1995* (the Act) and, to the extent that they are not inconsistent with the Act, Australian Accounting Standards.

Basis for Opinion
I conducted my audit in accordance with Australian Auditing Standards. My responsibilities under those standards are further described in the *Auditor's Responsibilities for the Audit of the Financial Report* section of my report. I am independent of the City in accordance with the *Auditor General Act 2006* and the relevant ethical requirements of the Accounting Professional and Ethical Standards Board's APES 110 *Code of Ethics for Professional Accountants* (the Code) that are relevant to my audit of the annual financial report. I have also fulfilled my other ethical responsibilities in accordance with the Code. I believe that the audit evidence I have obtained is sufficient and appropriate to provide a basis for my opinion.

Emphasis of Matter – Basis of Accounting
I draw attention to Notes 1 and 11 to the annual financial report, which describe the basis of accounting. The annual financial report has been prepared for the purpose of fulfilling the City's financial reporting responsibilities under the Act, including the Local Government (Financial Management) Regulations 1996 (Regulations). My opinion is not modified in respect of these matters:
(i) Regulation 17A requires a local government to measure vested improvements at fair value and the associated vested land at zero cost. This is a departure from AASB 16 *Leases* which would have required the entity to measure the vested improvements also at zero cost.
(ii) In respect of the comparatives for the previous year ended 30 June 2019, Regulation 16 did not allow a local government to recognise some categories of land, including land under roads, as assets in the annual financial report.

Responsibilities of the Chief Executive Officer and Council for the Financial Report
The Chief Executive Officer (CEO) of the City is responsible for the preparation and fair presentation of the annual financial report in accordance with the requirements of the Act, the Regulations and, to the extent that they are not inconsistent with the Act, Australian Accounting Standards. The CEO is also responsible for such internal control as the CEO determines is necessary to enable the preparation of the annual financial report that is free from material misstatement, whether due to fraud or error.

7th Floor Albert Facey House 469 Wellington Street Perth MAIL TO: Perth BC PO Box 8489 Perth WA 6849 TEL: 08 6557 7500 FAX: 08 6557 7600

In preparing the annual financial report, the CEO is responsible for assessing the City's ability to continue as a going concern, disclosing, as applicable, matters related to going concern and using the going concern basis of accounting unless the State Government has made decisions affecting the continued existence of the City.

The Council is responsible for overseeing the City's financial reporting process.

Auditor's Responsibility for the Audit of the Financial Report
The objectives of my audit are to obtain reasonable assurance about whether the annual financial report as a whole is free from material misstatement, whether due to fraud or error, and to issue an auditor's report that includes my opinion. Reasonable assurance is a high level of assurance, but is not a guarantee that an audit conducted in accordance with Australian Auditing Standards will always detect a material misstatement when it exists. Misstatements can arise from fraud or error and are considered material if, individually or in the aggregate, they could reasonably be expected to influence the economic decisions of users taken on the basis of the annual financial report.

A further description of my responsibilities for the audit of the annual financial report is located on the Auditing and Assurance Standards Board website at https://www.auasb.gov.au/auditors_responsibilities/ar4.pdf. This includes the identification and assessment of the risk of material misstatement due to fraud arising from management override of controls. This description forms part of my auditor's report.

Report on Other Legal and Regulatory Requirements

In accordance with the Local Government (Audit) Regulations 1996 I report that:

(i) In my opinion, the following material matter indicates a significant adverse trend in the financial position of the City:
    a. The Asset Sustainability Ratio as reported in Note 35 of the annual financial report has been below the Department of Local Government, Sport and Cultural Industries' basic standard of 0.9 for the last three financial years.

(ii) All required information and explanations were obtained by me.

(iii) All audit procedures were satisfactorily completed.

(iv) In my opinion, the Asset Consumption Ratio and the Asset Renewal Funding Ratio included in the annual financial report were supported by verifiable information and reasonable assumptions.

Matters Relating to the Electronic Publication of the Audited Financial Report
This auditor's report relates to the annual financial report of the City of Perth for the year ended 30 June 2020 included on the City's website. The City's management is responsible for the integrity of the City's website. This audit does not provide assurance on the integrity of the City's website. The auditor's report refers only to the annual financial report described above. It does not provide an opinion on any other information which may have been hyperlinked to/from this annual financial report. If users of the annual financial report are concerned with the inherent risks arising from publication on a website, they are advised to refer to the hard copy of the audited annual financial report to confirm the information contained in this website version of the annual financial report.

CAROLINE SPENCER
AUDITOR GENERAL
FOR WESTERN AUSTRALIA
Perth, Western Australia
10 December 2020

15. Chief Executive Officer Reports

15.1 Promotion of City of Perth Light Activations

Responsible Officer	Michelle Reynolds, Chief Executive Officer
Voting Requirement	Simple Majority
Attachments	Attachment 15.1A - Current Light Activations

Purpose

To obtain support for development of a promotional concept for light activation initiatives within the City of Perth.

This item has been moved from the cancelled 2 February 2021 Special Council Meeting into this agenda.

Recommendation

That Council:

1. SUPPORTS development of a promotional concept of 'City of Lights' for use in current and future lighting activation initiatives.

2. ALLOCATES $20,000 using uncommitted funds from the current budget surplus, which has been increased by the marketing budget amendments from the Council resolution 1512/28.

Background

1. At its Ordinary Council Meeting on 15 December 2020, Council resolved to cancel specific proposed marketing and promotional campaigns and reallocate uncommitted funds within the marketing budget.

2. At its meeting held on 15 December, Council also resolved to approve a 'Light It Up' program, and operational funds were allocated for engagement of artists and installation.

3. Council Resolution 1512/28 from Ordinary Council Meeting held on 15 December 2020:

   That Council:

   1. *SUPPORTS the continued delivery of the following marketing and promotional campaigns that have an immediate and measurable impact on visitation and support for retail and small business:*
      a. *East End Revitalisation project business support ($9,000)*
      b. *Retail Sector Support for April School Holidays and Easter (includes support for any City managed school holiday events) ($150,000)*
      c. *Inner City Council Joint Marketing Initiatives ($47,500)*
      d. *Heritage Perth Weekend event campaign ($40,000)*

   2. *CANCELS the delivery of the following marketing and promotional campaigns, with funds to be reallocated to other strategic priorities of Council:*
      a. *Continuation of Always on Content Marketing campaign ($607,000 uncommitted)*
      b. *Winter Event campaign ($225,000)*
      c. *Business Investment and Economic Development campaign – ThinkPerth website ($140,000)*
      d. *Any other uncommitted funds within the Marketing budget relating to advertising and marketing expenditure (approximately $350,000)*

4. Council Resolution 1512/28 from Ordinary Council Meeting held on 15 December 2020:

   That Council:

   1. *APPROVES the 'Light It Up' program to add colour and life to City streets at night and improve lighting levels in laneways and other suitable locations through the installation of permanent light artwork fixtures, as follows:*
      a. *Seven permanent light artworks being installed across City neighbourhoods as soon as possible as part of Stage One of the 'Light It Up' program*
      b. *At least one of each of the seven light projects being installed in each neighbourhood precinct, where feasible - Northbridge, Retail Core, West End, West Perth, Hampden Road, East Perth, Claisebrook*
      c. *Engagement of local artists to provide assistance in the delivery of the program*

   2. *REALLOCATES $280,00 from the current budget surplus to install the permanent light artworks outlined in point 1.*

5. Attachment 15.1A outlines examples of current light activations within the City of Perth.

Discussion

6. The current lighting activation within the City, combined with the intent of the Public Lighting Framework 2019-2029, and future initiatives such as the 'Light It Up' program could be further promoted as part of an ongoing commitment to lighting activation.

7. Promoting the City of Perth as the 'City of Lights' could enhance an identity that reinforces the City of Perth vision of being vibrant, connected and progressive.

Stakeholder Engagement

8. There has been no external stakeholder engagement relating to this recommendation.

Decision Implications

9. If Council supports the recommendation, an initial promotional concept for the 'City of Lights' can occur.

10. If Council does not support this recommendation we will continue to promote the individual lighting activations that occur within the City on an ad hoc individual basis.

Strategic, Legal and Policy Implications

Strategic	
Strategic Community Plan Aspiration:	Place A well-planned and functional built form environment, promoting world class architecture, appreciation of heritage, diversity of land use and a sustainable, affordable and accessible integrated transport system.
Strategic Community Plan Objective:	2.1 A city that is seen by all as a great place to be. 2.7 Safe and enjoyable experiences in the public realm enabled by smart technologies, innovative design and quality infrastructure. 2.8 Individual precincts enjoying a unique sense of place, bespoke service delivery and governance arrangements.
Issue Specific Strategies and Plans:	Public Lighting Framework 2019-2029 The Public Lighting Framework sets out standards and guidance for planning and implementing new lighting projects in the public realm, with focus areas including a safer and more inviting place to walk and bicycle; more diverse activities in Perth's public spaces; an enhanced sense of place; and more efficient lighting.

Legal and Policy	
Legislation:	*Local Government (Functions and General) Regulations 1996* Part 4 – Provision of goods and services Stipulates the requirements for local governments when procuring goods and services from suppliers
Legal advice:	Not Applicable
Policy	18.2 Cultural Collections Neighbourhood Planning and Engagement Public Lighting

Financial Implications

The financial implications of the recommendation(s) will require additional expenditure, as an unbudgeted item.

Account Number	1015 100 50 10311 7230	Operating
Account Description	City of Lights promotion	
Current Budget	Nil	
Amendment to Budget	$20,000	
Revised Budget	$20,000	
Budget Impact	Neutral	

Relevant Documents

City of Perth Lighting Framework

https://engage.perth.wa.gov.au/40180/widgets/224611/documents/117977

Further information

Not Applicable.

ATTACHMENT 15.1A

City of Perth

Lighting Activations

Current initiatives

The purpose of this document is to provide examples of current lighting activations and programs within the City of Perth. *21 January 2021*

1. Social media content examples

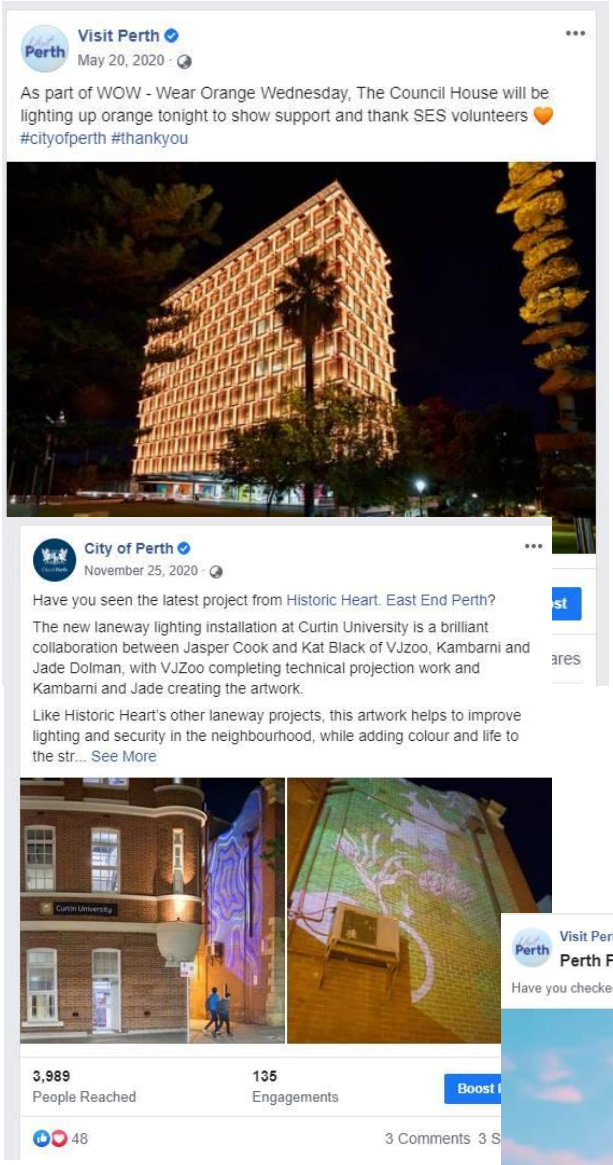

City of Perth

McLean Lane Sign

A striking neon sign has been added to McLean Lane between Murray and Wellington Streets to entice visitors into the laneway.

The five-foot 'I Feel Giddy' sign was written by local writer Caitlin Maling and designed by the City's Urban Design unit.

Tying in beautifully with the blue and purple lanterns hanging across the lane, the sign was designed to be seen by people on the train or walking from Northbridge.

It forms part of the McLean Lane Upgrade (2018) and the City's Laneway Strategy (2008), activating intimate city spaces with colourful artworks, decorative elements, original cobblestones and stunning feature lighting. See Less

City of Perth

June 8, 2020

We've installed rainbow LED lighting in the Claisebrook Lake underpass to connect businesses between the Cove and the Lake. The 'Tunnel of Hope' is needed now more than ever to boost spirits and community morale in the area.

16,109 People Reached | 1,787 Engagements | Boost Post

403 | 22 Comments 40 Shares

City of Perth

April 29, 2020

The creation of a new public space on the corner of Hay and Irwin Streets has offered the City of Perth a unique opportunity to give the space a Whadjuk Nyoongar name and continue to acknowledge, recognise and engage with the Traditional Owners of Whadjuk Country on which the City sits.

Selected by the City's Elders Advisory Group and confirmed by the Noongar Language Centre, the word 'kaal yimniny' or 'fire here' has been chosen, referring to the area historically being used for fires. It is the first purely Nyoongar name for a new public place the City has constructed.

As part of the East End Revitalisation, the new space is due to include overhead lighting, outdoor dining, seating, raised planters and endemic planting.

For more information on the East End Revitalisation, visit engage.perth.wa.gov.au/

Visit Perth
February 13, 2020 ·

City of Perth's latest Cultural Collections exhibition SatelLIGHT opens on the ground floor of Council House from 6 February.

The exhibition takes a light-hearted approach to exploring Perth's identity as the 'City of Light'; a name bestowed by astronaut John Glenn in 1962 when he orbited past Perth and witnessed an urban island of light surrounded by vast geographic darkness.

Featuring contemporary works of art and kitsch objects from the City of Perth Cultural Collections, ... See More

16,161 People Reached | 269 Engagements | Boost Post

62 | 5 Comments 8 Shares

Visit Perth
December 16, 2019 ·

Have you walked the Christmas Lights Trail yet? We have chosen four of the top light stops, vote for yours below ⬇️

Hit LIKE to vote for the Constellation Tunnel 👍

Hit LOVE to vote for the Christmas Combi ❤️... See More



cityofperth • Following

cityofperth The City of Perth is a proud sponsor of FRINGE WORLD 2021. The 2021 #FRINGEWORLD Festival runs 15 January to 14 February at more than 100 venues, with more than 500 shows on sale via the website or the FRINGE World app. Rebecca Stone

14h

cityofperth #CityOfPerth #VisitPerth #PerthToDo #PerthCity #Perth #WesternAustralia #CouncilHouse

14h Reply

carolinechristiecoxon Gorgeous

Liked by activateperth and 385 others

14 HOURS AGO

Add a comment...

Visit Perth
July 11, 2019 ·

See the city light up red to celebrate the arrival of Manchester United in ...h ⚽

count down is on until Perth will be transformed into football heaven n Manchester United kick-off their official pre-season tour at Optus ...dium this weekend. Get your tickets from Ticketmaster here: ...://ow.ly/RWKj50uV8PE

G/travishayto



88,013 People Reached | 11,957 Engagements | Boost Post



cityofperth • Following

cityofperth Did you enjoy the Christmas Lights Trail in 2019? The 2019 City of Perth Christmas Lights Trail is a National Finalist in the Best Tourism Event category of the Australian Events Awards ⭐
We can't wait to see you at this years Christmas Lights Trail! Keep an eye on our Facebook for more information.
#cityofperth

Liked by historicheartofperth and 467 others

SEPTEMBER 2, 2020

Add a comment...

cityofperth • Following
Perth, Western Australia

cityofperth Have you spotted the rainbows in @London_Court? The activation is designed to brighten up your day 🌈
📷 @jahz47_photography

22w

Liked by yagansquare and 1,519 others

AUGUST 18, 2020

Add a comment...

cityofperth • Following
Perth, Western Australia

cityofperth National Reconciliation Week (NRW) marks two significant milestones in Australia's reconciliation journey; the successful 1967 referendum and the historic High Court Mabo decision.
Until 3 June, the #CityofPerth will be recognising the National Reconciliation Week theme 'In This Together' by illuminating Council House in the colours of the Aboriginal

Liked by twofeetperth and 916 others

MAY 27, 2020

cityofperth • Following

cityofperth Take a look inside the #perthconcerthall 😍 The Concert Hall features 1729 seats divided over three main levels, a 20-metre wide stage, spacious galleries around the main auditorium and a spectacular 3000 pipe organ built by Robert Sharp under special commission.

The venue continues to host a huge number of diverse performances and

Liked by **perthconcerthall** and **465 others**

AUGUST 8, 2019

cityofperth • Following
Perth, Western Australia

cityofperth Trafalgar Bridge is #EastPerth will be lighting up yellow next week as part of #RUOKDAY

R U OK? Day is our national day of action dedicated to reminding everyone to ask, "Are you OK?" and to remember every day of the year to support people who may be struggling with life's ups and downs. R

Liked by **burgermeisterperth** and **1,106 others**

SEPTEMBER 8, 2019

Add a comment... Pos

cityofperth • Following
Perth, Western Australia

cityofperth Have you spotted the ❤️ on Council House? We just wanted to say THANK YOU to the #Perth community during COVID-19. You will be able to see the heart on #CouncilHouse on certain nights during May. You can catch the lights on Thursday and Friday next week. 📷 @temporarybystander

35w

Liked by **twofeetperth** and **1,885 others**

MAY 15, 2020

Add a comment... Pos

visitperth
Australia
visitperth It's easy to see why @optusstadium continues to win awards including the Prix Versailles 2019 award for the Most Beautiful Sports Facility in the World
@ospreycreative
62w
foodhallpch Great shot!
62w Reply
mwscperth Stunning
62w Reply
Liked by bigmperth and 3,149 others
NOVEMBER 7, 2019
Add a comment...
Post

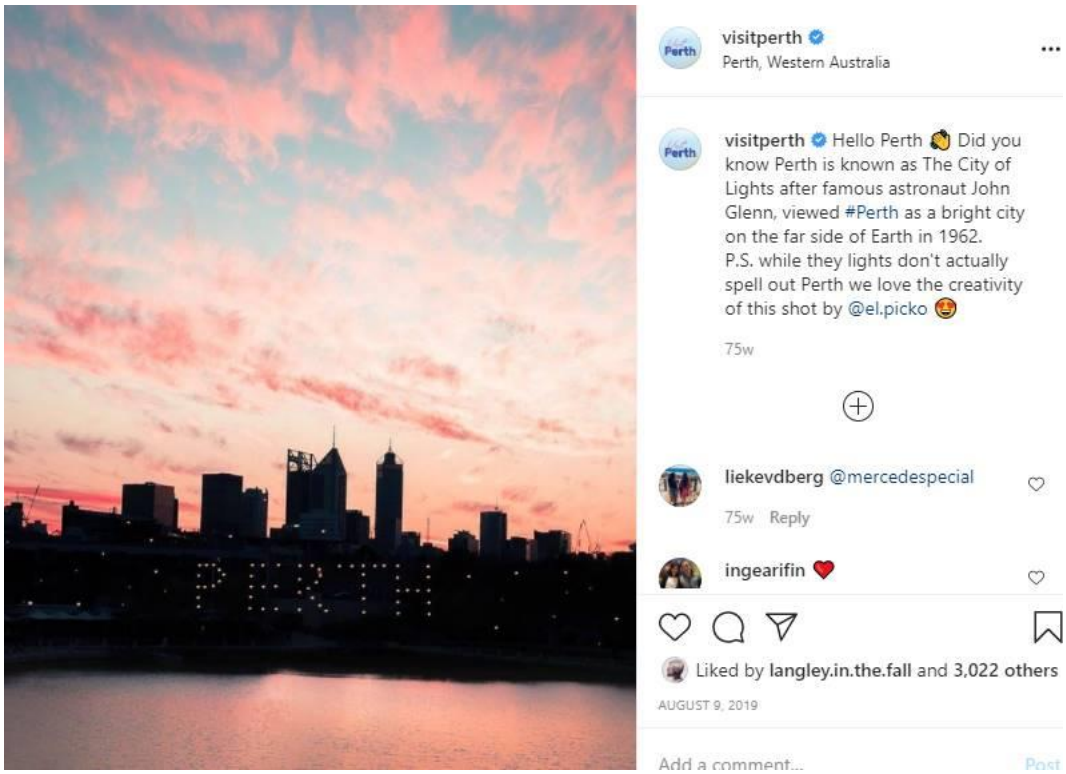
visitperth
Perth, Western Australia
visitperth Hello Perth Did you know Perth is known as The City of Lights after famous astronaut John Glenn, viewed #Perth as a bright city on the far side of Earth in 1962.
P.S. while they lights don't actually spell out Perth we love the creativity of this shot by @el.picko
75w
liekevdberg @mercedespecial
75w Reply
ingearifin
Liked by langley.in.the.fall and 3,022 others
AUGUST 9, 2019
Add a comment...
Post

The Christmas Lights Trail is back and bigger than ever! The massive light spectacle has a total of 30 stops this year to ensure your Christmas is brimming with magic.

In 2019 the Christmas Lights Trail largely contributed to an increase in attendance to the CBD with a 58.3% increase in visitation recorded in November and December 2019 (compared to previous months).

More than 97% of public respondents had a positive experience in 2019.

The City of Perth is delighted to bring this activation back for 2020 during a time when people need some extra Christmas cheer!

#TheCityAtChristmas #CityOfPerth #Perth #WesternAustralia

City of Perth
25,356 followers
1mo •

The Court Hotel recently received a Business Improvement Grant from the City of Perth for maintenance and improvements.

The purpose of this project is to upgrade the awning that hangs over Beaufort Street and James Street sidewalks outside The Court Hotel. Once this project is complete, the awning with have new acrylic feature lights and new weather resistant framing to hold them in place during winter storms.

The upgrades also include the installation of heaters to the front of the venue to keep staff and patrons warm during the colder months.

This project will lead to the completion of the overall upgrade of the façade of the building.

The City is still accepting applications for Small Business Grants, to find out if your business is eligible or to apply for a grant, visit https://lnkd.in/d7JdudE or contact the City's Business Development Team on 9461 1518 or email ecodev@cityofperth.wa.gov.au.

68 • 2 comments

16. Committee Reports

Policy Committee – 18 January 2021

16.1 Proposed review of the Corporate Governance Framework and the Council Policies – Governance Framework & Strategy Development

Responsible Officer	Michelle Reynolds, Chief Executive Officer
Voting Requirement	Simple Majority
Attachments	Attachment 16.1A – Discussion Paper - Governance Framework Policy and Strategy Development Attachment 16.11B – Governance Framework Policy Attachment 16.11C – Strategy Development Policy Attachment 16.1D – Corporate Governance Framework

Purpose

Review of the Governance Framework Policy and Strategy Development Policy, with both policies recommended to be revoked and replaced with the Corporate Governance Framework.

Recommendation from the Policy Committee

That Council:

1. DIRECTS the Chief Executive Officer to review the Corporate Governance Framework (Attachment 16.1A) and present a further report to the Policy Committee by June 2021

2. REVOKES the Governance Framework Policy (Attachment 16.1B)

3. REVOKES the Strategy Development Policy (Attachment 16.1C)

Background

1. At its meeting on 30 June 2020, Council adopted the Governance Framework Policy developed to ensure a transparent, participatory and statutory compliant meeting framework and to contribute to an effective decision-making process. At its meeting on 17 December 2019, the Council adopted the Strategy Development Policy to provide a mechanism to review key elements of the Integrated Strategic Planning Framework and prescribe the appropriate review process.

2. To effectively respond to the Councils motion to review all Council Policies by 1 September 2021, the discussion paper attached (Attachment 16.1A) provides researched options and evidence for the proposal to revoke these Council Policies and incorporate key elements into the Corporate Governance Framework. This will reduce duplication and provide a more holistic approach to good governance, strategic leadership and decision making.

Discussion

Policies Intent

3. The objective of the Governance Framework Policy is to provide a transparent, participatory and statutorily compliant meeting framework in which:
   a. Elected Members are engaged in the development of strategy and policy from initiation to adoption.
   b. Elected Members are provided with accurate relevant and timely information by the CEO to inform quality decision-making.
   c. Community members can participate in the decision-making process and have access to information used to inform Council decisions.

4. The policy covers seven areas including Ordinary Council meetings, Special Council meetings, Agenda Briefings, Engagement Sessions, declaring interests, officer recommendations and Council motions, and representation on boards, panels and committees.

5. The Strategy Development Policy was developed to achieve the following objectives:
   a. Identify and explain the key elements that constitute the City's Integrated Strategic Planning and Reporting Framework.
   b. To identify the enablers of the Strategic Community Plan (collection of strategies and plans)
   c. Prescribe the process by which each of the elements of the framework are formulated, reviewed, discussed and approved.
   d. Define the involvement and role of the community, staff and elected members in the process.
   e. Identify the timing of the various activities within the framework.

Issues

6. The Governance Framework Policy only focuses on one component of a Corporate Governance Framework which is transparent decision making through setting the dates and times of meetings (see clause 1, 2, 3 and 4) which already occurs, and in most cases, has to occur, by resolution of Council consistent with statutory obligations. The Strategy Development Policy focuses on the strategy and leadership pillar of the Framework, which outlines the components of the Integrated Planning and Reporting Framework, this is set out under section 5.56 of the *Local Government Act 1995.*

7. Whilst there is some relevant information included throughout both policies, its considered appropriate to incorporate key elements into a revised Corporate Governance Framework. This is consistent with Recommendation 211 of the Inquiry Report and will provide a more holistic approach to strategy development and transparent decision-making.

Stakeholder Engagement

Not applicable

Decision Implications

8. These two policies currently provide clear guidance for the schedule and conduct of Council meetings and the review of elements within the Integrated Strategy Planning and Reporting Framework. However, if revoked the key elements of these policies can be incorporated within the appropriate areas of the Corporate Governance Framework as part of its review.

Strategic, Legal and Policy Implications

Strategic	
Strategic Community Plan Aspiration:	Performance - A city led by a Council and supported by an administration that is committed to sound strategy and governance, excellence in customer service and effective and sincere engagement with all stakeholders.
Strategic Community Plan Objective:	Objective 5.1 - An integrated strategic framework with clear line of sight between community vision and operational outcome. Objective 5.6 - Decision-making that is ethical, informed and inclusive.
Issue Specific Strategies and Plans:	N/A

Legal and Policy	
Legislation:	*Local Government Act 1995* *City of Perth Act 2016*
Legal advice:	N/A

Policy	Governance Framework Policy Strategy Development Policy

Financial Implications

There are no direct financial implications relating to the recommendation within this report.

Further information

Not applicable.

ATTACHMENT 16.1A

City of Perth

Discussion Paper

Governance Framework Policy & Strategy Development Policy



Prepared by: Click or tap here to enter text. - *Click or tap to enter a date.*

Table of Contents

1. Executive Summary 3

2. Background and Context 4

2.1. Legislation 4

2.2. Alignment to Integrated Planning Framework 5

2.3. City of Perth Inquiry 5

2.4. External Directions - Industry / State Government Guidelines 7

3. Research 7

3.1. WA Local Governments & Capital Cities 7

4. Risks and Issues 9

5. Budget and Resource Implications 10

6. Key Discussion Items and Points of Clarification 10

6.1. Governance Framework Policy and Framework – Comparison 10

6.2. Strategy Development Policy and Framework – Comparison 13

1. Executive Summary

The Governance Framework Policy was developed to ensure a transparent, participatory and statutory compliant meeting framework and to contribute to an effective decision-making process. The policy applies to council members, the administration and community members who participate and help inform the Council Decision-making process.

The Strategy Development Policy was developed to identify the key elements that constitute the City's Integrated Strategic Planning and Reporting Framework, the enablers of the Strategic Community Plan and to prescribe the process by which each of these elements are formulated, reviewed, discussed and approved. The Policy applies to council members, the administration and community members role in this process and identifies timing of the various activities within the framework.

The Governance Framework Policy and Strategy Development Policy have been identified as key components in the City's wider Corporate Governance Framework (Framework) and therefore this Discussion Paper proposes the Council directs the Administration to undertake a major review of the Framework to incorporate the key elements of these policies and subsequently revoke the Governance Framework Policy and Strategy Development Policy. This will reduce duplication and provide a more holistic approach to strategic planning and leadership, good governance and decision making.

This Discussion Paper provides justification for this proposal through research of other local governments and Capital Cities governance framework approaches and comparison of the policies against the Corporate Governance Framework.

2. Background and Context

A Deloitte Organisation Capacity and Compliance Assessment (OCCA) undertaken 6 June 2017 identified the need for the City of Perth to develop a Corporate Governance Framework. To respond to this report, the Executive Leadership Team (ELT) at its meeting held 13 February 2019, adopted the 'City of Perth Corporate Governance Framework' and noted that ELT would receive updates on the status of the tools identified to ensure ongoing good governance at the City. A latest update on the tools of this framework was provided to ELT meeting held 15 January 2020.

The purpose of the Corporate Governance Framework (Framework) is to document the pillars and principles of good governance and identify the key tools required to ensure good governance at the City. The tools are monitored using a traffic light rating system and are reported to ELT quarterly, to date the Corporate Governance Framework has largely been used as an administrative practice and was not formally endorsed by Council.

The Governance Framework Policy is a component of the wider Corporate Governance Framework that focuses on Pillar three: Transparent Decision Making. This Policy was endorsed by Commissioners at the **30 June 2020** Council meeting. The policy covers seven areas including Ordinary Council Meetings, Special Council Meetings, Agenda Briefings, Engagement Sessions, declaring interests, officer recommendations and Council motions, and representation on boards, panels and committees.

The Strategy Development Policy refers to Pillar one: Strategy and Leadership of the Corporate Governance Framework. The Strategy Development Policy was endorsed by Commissioner's at the **17 December 2019** Council meeting to provide guidance on the development and review of the Strategic Community Plan, Issue Specific Strategies and Legislative Plans as identified in the Integrated Strategic Planning and Reporting Framework.

The Governance Framework Policy and Strategy Development Policy both went through a 21-day public consultation period via the City of Perth's Engage Perth website. No public comments were received.

2.1. Legislation

Local Government Act 1995 and associated regulations

City of Perth Act 2016

2.2. Alignment to Integrated Planning Framework

Strategic Community Plan

Aspiration:	**Performance** A City led by a Council and supported by an administration that is committed to sound strategy and governance, excellence in customer service and effective and sincere engagement with all stakeholders.
Objective No.	**Description**
5.1	An integrated strategic framework with clear line of sight between community vision and operational outcome.
5.6	Decision-making that is ethical, informed and inclusive.

2.3. City of Perth Inquiry

While the Commissioners resolved to adopt a Governance Framework Policy at the Council Meeting held on **30 June 2020**, the attached 'Corporate Governance Framework' was a key document tabled at the Inquiry into the City of Perth and is described as:

…robust document. If implemented, monitored and continually reviewed (and where necessary, updated) by staff and council members committed to advancing the best interests of the community of the City of Perth (and the Inquiry has no reason to think it will not be) it should stand the City in good stead for the future[1].

Subsequent to its tendering to the Inquiry, Inquiry recommendation 211 specifically recommends the City progresses its implementation of the Corporate Governance Framework as detailed in the table below:

No.	**Sections: Financial Management**
211	**Recommendation** The City progress the implementation of the Corporate Governance Framework (as tendered to the Inquiry) with it to be monitored and continually reviewed (and where necessary, update) by employees and council members. **Intent:** A *sound Corporate Governance Framework articulates expectations, rules and processes in place to ensure integrity, transparency and accountability focused on advancing in the best interests of the community of the City of Perth and positioning it well for the future.*

[1] Report into the Inquiry into the City of Perth, Volume 3, pg. 27.

In addition, the Inquiry also made recommendations that referenced the Integrated Planning and Reporting Framework which have been addressed, as detailed in the table below.

No.	Section: Financial Management
213	**Recommendation** The City of Perth Council and the CEO review the City's approach to the integrated planning and re porting framework to shift the focus to a planning for the future approach, rather than a compliance and financially driven internal process. **Intent** *An effective integrated planning and reporting framework is essential to future planning and financial management, providing transparency and accountability to the community.* **City's response:** The Strategic Community Plan, Corporate Business Plan and Long-Term Financial Plan were adopted by Council in June 2020.
214	**Recommendation** The City engage, for the next planning cycle, a suitably qualified service provider to assist in the development of best practice plans, including the Corporate Business Plan, the Workforce Plan, the Asset Management Plan and the Long Term-Financial Plan. **Intent** *Sound financial and service delivery planning should ensure the City's resources are directed, monitored and managed efficiently and are effective with regard to its current and future needs.* **City's response:** Not required. This has been achieved through in-house expertise. Further refinement will be applied in the next cycle.
215	**Recommendation:** The City take steps to engage appropriate employees in the annual planning and budgeting process. **Intent:** *To improve staff understanding of financial matters, and to generate a sense of ownership and accountability* **City's response:** Not required. This has been achieved through in-house expertise. Service planning process involves staff at all levels of the organisation. Further refinement will be applied in the next cycle.

2.4. External Directions - Industry / State Government Guidelines

The Department of Local Government, Sport and Cultural Industries (Department) provides the following operational guidelines that have helped inform the development of the Corporate Governance Framework:

- Council Forums
- Clarity in Council Motions
- Declaring Financial Interests in Meetings
- Disclosure of Gifts and Disclosure of Interests Relating to Gifts
- Disclosure of Interests Affecting Impartiality
- Primary and Annual Returns

The Departments 'Integrated Planning and Reporting Advisory Standard September 2016' is also used to guide the approach to the City's Integrated Strategic Planning and Reporting Framework, which in accordance with section 5.56(1) of the *Local Government Act 1995*, the City is required to implement a framework which includes a Strategic Community Plan and Corporate Business Plan, supported by issue specific strategies and informing operational or resource plans.

3. Research

3.1. WA Local Governments & Capital Cities

The following Band 1 WA Local Governments and Australian Capital City Local Governments have been researched and details are provided below on their governance framework approaches including whether they have a Governance Framework Policy or Strategy Development Policy in place.

WA Band 1 - Local Government	Governance Policy and / or Strategy Development Policy	Governance Framework (Content)
City of Perth	**Governance Framework Policy** The policy covers Ordinary Council meetings, Agenda Briefings, Engagement Sessions, declaring interests, officer recommendations and Council motions, and representation on boards, panels and committees. **Strategy Development Policy** The policy provides guidance on the development and review of the	**City of Perth - Corporate Governance Framework** • Introduction and Definitions • Local Government in WA • Governance in local government • Good governance at the City of Perth • Pillar one: Strategy and Leadership • Pillar Two: Roles and responsibilities • Pillar three: Transparent decision making • Pillar four: Accountability and performance monitoring

	Strategic Community Plan, Issue Specific Strategies and Legislative Plans as identified in the Integrated Strategic Planning Framework.	• Monitoring and maintain good governance at the City of Perth
City of Melbourne	Nil	**Governance Rules Document – 25 August 2020** • Governance Framework • Meeting Procedure for Council Meetings • Meeting procedure for Delegated Committees • Meeting Procedure for Community Asset Committees • Disclosure of Conflicts of Interest • Miscellaneous • Elected Period Policy
City of Sydney	Nil	**Governance Guide:** • What is Governance • Governance at the City of Sydney • Role of Local Government • Governance Framework • Governance Principles • Components of Governance Framework • Strategy and Leadership • Structure and Relationships • Compliance and Accountability • Performance Improvement, Monitoring and Evaluation
City of Adelaide	Nil	No Framework included on website Details of Governance Structure included on website only.
Brisbane City Council	Nil	No Framework included on website Details of Governance Structure included on website only.
City of Wanneroo	Nil	**City of Wanneroo - Corporate Governance Framework** • Role of Local Government • Governance in Local Government • Governance Principles • Principle One: Vision, Values and Culture • Principle Two: Roles, Responsibilities and Relationships • Principle Three: Decision-Making and

		Management • Principle Four: Accountability
City of Stirling	Nil	**City of Stirling - Governance Framework** • Governance • System of Local Government • Principles and practices for excellent governance • Principle 1 – City Vision • Principle 2 – Roles and Responsibilities • Principle 3 – Decision Making
City of Albany	**Governance and Meeting Framework – Policy** • Agendas and Minutes • Briefing Sessions • Committee meetings • Council Meeting Schedule • Council Meetings, Decisions • Meeting procedures and conduct • Notes of meetings • Standing committees of council • Strategy sessions • Voting intentions and working groups. No Strategy Development Policy	Nil
City of Joondalup	Nil	**City of Joondalup - Governance Framework 2016** • Local Governance Functions • Governance in Local Government • Governance Principles • Governance Framework Diagram • Principle One: Vision and Culture • Principle Two: Roles and Relationships • Principle Three: Decision-Making and Management • Principle Four: Accountability

4. Risks and Issues

As the Governance Framework Policy largely relates to the schedule and conduct of Council meetings, which in most cases are enshrined in statute or must be dealt with by resolution of Council, revoking the Policy poses little risk. Any residual 'policy gap' risk can be mitigated by ensuring that any other relevant clauses within the Policy are incorporated into the review of the Corporate Governance Framework.

In contrast, there is a much greater risk in not adopting the 'Corporate Governance Framework' as not only does it prevent the City from meeting a recommendation from the Inquiry into the City of Perth, but leaves the City lacking a holistic governance approach.

The Strategy Development Policy provides further clarity on the process for strategy development above and beyond the legislative and advisory standard guidelines and therefore the risk to rescinding this Policy is the lack of guidance on this process for the administration, council and the community. However, this risk can be mitigated by ensuring that any other relevant clauses within the Policy are incorporated into the review of the Corporate Governance Framework and provided as a public document to the community.

5. Budget and Resource Implications

Nil – The Corporate Governance Framework will be reviewed and developed within existing resources.

6. Key Discussion Items and Points of Clarification

6.1. Governance Framework Policy and Framework – Comparison

The following Table provides a comparison of the Governance Framework Policy and the Corporate Governance Framework in order to inform the Policy Committees decision and to ensure the appropriate clauses are considered and included within the Governance Framework document:

Governance Framework Policy Clauses	Comments and Comparison with Corporate Governance Framework
1. Ordinary Council Meetings	This clause is already included in Corporate Governance Framework as per below: ***Ordinary Council meetings*** *Council meetings are held at 6pm, in the Council Chamber, on the final Tuesday of each month, except in January when Council observes a meeting recess and December when Council meets on the third Tuesday of the month.* The setting on Council meeting dates are also already dealt with by resolution of Council.
1.1. Information Bulletin	This clause is a mechanism for the CEO to fulfil s.5.41(b) 'ensure advice and information is available to the Council so that informed

	decisions can be made' – Council may prescribe particular reports / dates in which it wishes to receive on a regular basis. The provision of such requirement is recommended to be included in the Corporate Governance Framework through the use of the Council Hub forum and the regular performance reporting.
2**. Special Council Meetings**	This clause is already included in Corporate Governance Framework as per below: ***Special Council meetings*** *Special Council meetings can be held outside of Council's usual Council meeting cycle should there be an operational need for a decision of Council to be made. Agendas for Special Council meeting are published as soon as practicable before the start of the meeting. Minutes are submitted to the next Ordinary Council meeting for confirmation and made publicly available within 10 working days of the meeting.* This is further dealt with in the *Local Government Act 1995.*
3. Agenda Briefings	This clause is already included in Corporate Governance Framework as per below: ***Agenda Briefing Sessions*** *Agenda briefing sessions (Sessions) are held at 4pm in the Council Chamber, on the Tuesday preceding each Ordinary Council meeting. The purpose of the Sessions is for Elected Members to ask questions and obtain additional information in respect to items on the Ordinary Council meeting agenda. No decisions are made at the Sessions.* *The Sessions are open the public, except for confidential matters in accordance with section 5.23 of the Act. Members of the public can make presentations on items on the Session's agenda. Minutes of the Sessions are published on the Friday following the meeting.*
4. Engagement Sessions	This clause is already included in the Corporate Governance Framework as per below: ***Elected Members Briefing Sessions*** *Elected Members briefing sessions are held when required. For the purposes of allowing the Administration to update Elected Members on City projects. No decisions are made at Elected Member briefing sessions.* However, it is suggested to amend the wording in the Framework to reflect more accurately the clause of the Engagement Sessions in the Policy as per below: ***Elected Members Engagement Sessions***

	Elected Members Engagement Sessions are held when required. The sessions provide an environment where council members and the administration can meet to review and measure the performance of the City. This can be done through the consideration of strategy, and the discussion of complex, important and topical issues. No decisions are made at Engagement Sessions. *Engagement Sessions shall be chaired by the Lord Mayor, in the absence of the Lord Mayor the Deputy Lord Mayor, and otherwise by agreement of those elected members present.*
4.2 Information Exchange	It is recommended to include a new paragraph in the Corporate Governance Framework as follows: *All items prepared for the engagement session agenda must be provided to council members within a sufficient timeframe and provide enough detail to stimulate discussion and information exchange. A general record is to be kept of the Engagement Sessions by the CEO noting attendance, requests for further information and interests declared. This record is to be distributed to all elected members to ensure those members who are unable to attend are equally informed.*
4.2 Facilitated Discussion	It is recommended to remove this clause as this is the purpose of the Engagement session and the Committees of Council which are incorporated in the Corporate Governance Framework.
4.3 Agenda setting for Engagement Sessions	This is included in the recommended paragraph for 4.2 Information Exchange.
4.4 Matters that cannot be discussed at Engagement Sessions	It is recommended to include a new paragraph in the Corporate Governance Framework as follows: *The following items must not be included on the agenda or discussed at an Engagement Session:* *a) Applications for development approvals;* *b) Recommendations in relation to applications for subdivision approval* *c) Initiation of a town planning scheme amendment or rezoning or consideration of a structure plan* *d) Applications for any license, permit, approval or other authorisation under law.*
5. Declaring Interests at Agenda Briefings and Engagement Sessions	This is already included in the Corporate Governance Framework comprehensively from pages 37 – 38.
6. Dealing with Officer Recommendations and Council Motions	It is suggested that relevant elements of these clauses be incorporated in either the review of the Standing Orders Local Law, and in the Corporate Governance Framework, where appropriate.
7. Council Representation on Boards, Panels and Committees	These clauses are already incorporated into the Committee and Board Representation document that was tabled to Council at its Ordinary Council Meeting held on 3 November 2020. It is suggested

	that that document be supplementary to the Corporate Governance Framework.

6.2. Strategy Development Policy and Framework – Comparison

The following Table provides a comparison of the Strategy Development Policy and the Corporate Governance Framework in order to inform the Policy Committees decision and to ensure the appropriate clauses are considered and included within the Corporate Governance Framework document.

Strategy Development Policy Clauses	Comments and Comparison with Corporate Governance Framework
Policy Statement Integrated Planning and Reporting Framework (IPRF) Diagram	This is included in the Corporate Governance Framework on page 18 however it is recommended this be updated to reflect the revised Integrated Strategic Planning and Reporting Framework (ISPRF) structure at the City as provided in response to the Inquiry.
Strategies, Legislated Plans and Service Unit Plans Diagram	It is recommended to include a new diagram in the Corporate Governance Framework that illustrates the required legislative plans and the newly identified strategies of Council.
1. Strategic Community Plan **3. Community Infrastructure** **4. Corporate Business Plan** **5. Asset Management Plan** **6. Workforce Plan**	This is included in the Annual Planning section of the Corporate Governance Framework and will be covered in the updated ISPRF diagram. The requirement to review these plans is a legislative mandate under the *Local Government Act 1995* and guidance for this is provided by the Departments Advisory Standard. It is recommended to include the description of the document hierarchy into the Corporate Governance Framework including the connection between legislative plans, strategies and policies to provide more clarity.
Approach to developing Issue specific Strategies and Legislative Plans	This is included in the Stakeholder Engagement section in the Corporate Governance Framework for the development of components in the ISPRF. It is recommended to include the high-level approach in the Framework that outlines the development process of legislative plan and strategies including the level of Council engagement and stakeholder engagement required in this process.
List of Issue Specific Strategies	During the development of the Strategy Development Policy, Commissioners identified the below list of issue and area specific strategies and plans. These were identified in order to effectively address short term needs within the City's diverse community. The current endorsed list is as follows:

	- Disability and Inclusion Action Plan DAIP - Cultural Development Plan - Heritage Strategy - Parking Strategy - SafeCity Strategy - Public Health and Wellbeing Plan - Reconciliation Action Plan - Integrated Transport Strategy - COVID-19 Economic Rebound Strategy - Homelessness Strategy - Waste Management Strategy - City Planning Strategy - Community Infrastructure Plan - Human Resource People Strategy - Information and Communication Strategy - Property Rationalisation and Investment Strategy - Destination Marketing Plan It is recommended that the list of strategies and plans are kept separate from the Corporate Governance Framework to enable greater flexibility to respond to emerging trends and needs of the Council and Community.
Service Unit Plans	This is the tactical delivery of the ISPRF and will be done administratively by the CEO. It is recommended to include description of the Service Unit Plans in the recommended document hierarchy.
Annual Budget	This is a legislative requirement under the Local Government Act 1995 for Council to review and approve an adopted budget each year, therefore this is a duplication. It is recommended this is included in the ISPRF diagram to display the integration between strategy and financial management.
Table 1	This is recommended to be updated and included as an Appendix within the Corporate Governance Framework and referenced in the Strategy and Leadership Pillar.

City of Perth

Council Policy Manual

Governance Framework

Council Policy Objective

To provide a transparent, participatory and statutorily compliant meeting framework in which:

- Elected Members are engaged in the development of strategy and policy from initiation to adoption.
- Elected Members are provided with accurate relevant and timely information by the CEO to inform quality decision-making.
- Community members can participate in the decision-making process and have access to information used to inform Council decisions.

Council Policy Scope

This policy applies to Elected Members, the Administration and community members participating in and informing the Council decision-making process.

Council Policy Statement

1. Ordinary Council Meetings

Ordinary Council Meetings shall be conducted in the Council Chamber on the final Tuesday of each month commencing at 5pm, except December, when the meeting will be conducted on the third Tuesday of that month.

Agendas shall be made available no later than 2pm on the Friday immediately preceding the meeting.

1.1. Information Bulletin

An Information Bulletin is to be included in each Ordinary Council Meeting agenda. Elected Members shall acknowledge receipt and the contents of the Information Bulletin by way of motion at the Ordinary Council Meeting.

The Information Bulletin is to be divided into Alliance based sections and contain:

a) Payments from the municipal, trust and reserve funds;
b) Progress against key strategic performance indicators;
c) Progress on the implementation of the Strategic Community Plan;
d) Progress against all operating projects identified in Service Plans;
e) Progress with the delivery of major capital projects;
f) Statistical details on topical operational activities including but not limited to Human Resource Management, Development Approvals, Licence Approvals, Major Events and Sponsorship, Ranger Services, CCTV, Library Services, Asset Management, Waste Management, Parking Business Unit, Media Liaison;
g) Details of all decisions made under delegated authority; and

h) Other matters considered to be of interest to either elected or community members as identified by the CEO, Lord Mayor or by resolution of Council.

2. Special Council Meetings

Special Council Meetings shall be conducted in the Council Chamber.

Agendas for Special Council Meetings shall be made available as soon as practicable after the CEO has convened the meeting.

3. Agenda Briefings

Agenda Briefings shall be conducted in the Council Chamber on the Tuesday immediately preceding each Ordinary Council Meeting commencing at 5pm.

The purpose of the Agenda Briefing is for Elected Members to ask questions and seek information in respect to items that are to be considered at the forthcoming Ordinary Council Meeting.

Agenda Briefings shall be chaired by the Lord Mayor, in the absence of the Lord Mayor the Deputy Lord Mayor, and otherwise by resolution of those Elected Members present.

No debate shall be allowed, nor decisions made at Agenda Briefings.

Agenda Briefings shall be open to the public except for confidential items.

Agendas shall be made available no later than close of business on the Thursday immediately preceding each Agenda Briefing.

Members of the public may make presentations or ask questions on items contained within the agenda.

The agenda shall comprise of all officers' reports and recommendations that will be given consideration at the Ordinary Council Meeting scheduled for the Tuesday immediately after the Agenda Briefing.

Any items for consideration at the Ordinary Council Meeting that have not been listed on the agenda for the Agenda Briefing must be treated as urgent business as provided for in section 4.14 of the Standing Orders Local Law.

A general record is to be kept of the Agenda Briefing noting attendance, requests for further information and interests disclosed.

4. Engagement Sessions

Engagement Sessions shall be conducted in the Committee Room One on the first and second Tuesdays of each month commencing at 5pm and finishing no later than 7pm. The sessions provide an environment where Elected Members and the Administration can meet to review and measure

the performance of policy and strategy matters, and to discuss and consider complex, important and topical issues.

Engagement Sessions are closed to the public.

Engagement Sessions shall be chaired by the Lord Mayor, in the absence of the Lord Mayor the Deputy Lord Mayor, and otherwise by resolution of those Elected Members present.

Debating, collective decision making or revelation of one's intention to vote at a future Council meeting is not permitted. Expressing an opinion on matters under discussion is appropriate and welcome.

A general record is kept of the sessions by the CEO noting attendance, requests for further information and interests declared.

The two principal modes of communication at Engagement Sessions shall be information exchange and facilitated discussion.

4.1 Information Exchange

Staff, subject matter experts and relevant stakeholders will inform Elected Members on complex, important and topical issues both strategic and operational.

a) Staff must ensure that Elected Members are provided sufficient time in which to ask questions, seek clarification and provide feedback on the subject matter; and

b) All items must be supported by briefing papers providing enough detail to orientate and prepare Elected Members on the subject matter so as to stimulate discussion and information exchange.

4.2 Facilitated Discussion

A forum in which Elected Members can be actively involved and engaged in the development, review and performance measurement of the City's policy and strategy framework on an ongoing basis.

a) All discussions are to be professionally facilitated by either an appropriately qualified staff member or subject matter expert;
b) Feedback from the discussion must be recorded and utilised by staff to inform and guide the preparation of draft strategy and policy documents that will form the basis of future Council decision making and community engagement processes; and
c) All discussions must be informed by a comprehensive discussion paper containing sufficient information and background material to enable an elected member to actively and effectively participate in discussion and the facilitated distillation of key themes.

4.3 Agenda setting for Engagement Sessions

The agenda will be set by the CEO but guided by the following:

a) Information Exchange: Complex matters which are considered by the CEO, to be topical, important and deserving of more scrutiny by, and communication with Elected Members. Other matters of a similar nature supported for inclusion on the agenda by at least three Elected Members;
b) Facilitated Discussions: Matters relating to the development, review and performance measurement of strategies contained within or generated by the City's Integrated Strategic Planning Framework. Matters relating to the development and review of Council Policies as provided for in the Council Policy Framework; and
c) The Engagement Session Agenda containing Briefing Papers and Discussion Papers must be made available to Elected Members on or before the close of business on the Thursday immediately preceding the Engagement Session.

4.4 Matters that cannot be discussed at Engagement Sessions

Because Engagement Sessions are not open to the public, the following items must not be included on the agenda or discussed at an Engagement Session:

a) Applications for development approvals;
b) Recommendations in relation to applications for subdivision approval;
c) Initiation of a town planning scheme amendment or rezoning or consideration of a structure plan; and
d) Applications for any licence, permit, approval or other authorisation under law.

5. Declaring Interests at Agenda Briefings and Engagement Sessions

Elected Members having a direct or indirect financial interest or proximity interest in a matter listed for discussion should declare that interest and leave the room for the duration of discussion on that matter.

Elected Members having an impartiality interest in a matter listed for discussion should declare that interest however there is no requirement to leave the room.

6. Dealing with Officer Recommendations and Council Motions

6.1 Revised Officer Recommendations

Additional information may emerge, or circumstances may change with regards to items contained within the Ordinary Council Meeting Agenda. In such circumstances, an officer may put forward a revised officer recommendation. The CEO is to ensure that the revised recommendation is supported by the new information or circumstances that necessitated the change. This would include any material impacts that the revised recommendation might have upon the implications contained within the original officer's report. The CEO must make the revised recommendation and supporting information available as soon as possible.

6.2 Elected Member Alternate Motions

Alternate motions materially change the intent of the officer's recommendation. Whilst alternate motions are appropriate and welcome, it is important to ensure that the CEO is able to advise all Elected Members of the implications of the new proposal so that informed consideration of the options available can be made prior to the decision being taken.

Alternate motions must be submitted by Elected Members in writing to the CEO and received on or before 10am on the Monday morning of the day before the Ordinary Council Meeting.

The CEO is to ensure that the alternate motion along with an officer's response to the motion is made available as soon as possible. The officer's response is to advise of any material changes that the alternate motion might have upon the implications contained within the original officer's report. The response may also contain an officer's recommendation in support, opposition or otherwise of the alternate recommendation.

7. Council Representation on Boards, Panels and Committees

7.1 Representation on the Boards of Incorporated Associations

The fiduciary "duty of loyalty" obligations of the director or board member of an incorporated association mandate complete loyalty to that body's aims, objectives and interests. Therefore, all decisions that are made should not be influenced by any personal or third-party interests.

The practice of incorporated associations, particularly those with ongoing financial relationships with the City, inviting Elected Members to sit on their boards as "representatives" of the City can create significant conflict of interest situations. Indeed, the City's Standing Orders Local Law provides that *"when speaking or voting of any item of business at an external body, a member appointed to that body is to have regard to the decisions, policies and practices of the City".*

Therefore, in the interests of proper corporate governance, and to avoid conflict of interest situations wherever possible, the City will neither nominate nor support the appointment of Elected Members to the boards of incorporated associations.

Incorporated associations are encouraged to invite both staff and Elected Members as they see fit, to attend meetings as observers and discuss and engage with their board members and executive on City related issues.

Elected members who sit on the boards of incorporated associations in a personal capacity should ensure that interests are declared, and appropriate actions taken at both board and Council meetings should a matter concerning both bodies be under consideration.

7.2 Representation on Statutory Boards and Panels

The City is represented on a range of statutory boards and panels enabled and authorised by relevant State Government legislation. These appointments are typically authorised at ministerial level which sometimes can see the timing of final approval being out of alignment with the Local Government election timetable. Where possible all nominations to statutory committees should be

dealt with at the Special Council Meeting convened for the purpose of election to committees conducted as soon as is practicable after each local government election. Nominations outside of the election cycle should be dealt with by way of report to Council.

When speaking or voting of any item of business at an external body, a member appointed to that body is to have regard to the decisions, policies and practices of the City

Statutory Boards and Panels

Name	**Role/Objective**	**Number of Elected Members**
Central Perth Land Redevelopment Committee	To enable Local Government to be involved in the development and delivery of DevelopmentWA urban renewal projects.	One member
Perth Theatre Trust Board of Trustees	To maximise the effectiveness of performing arts resources to enhance cultural life in Western Australia.	Three members
Central Perth Planning Committee	To oversee and provide direction for planning in the Perth central area.	One member
Library Board of Western Australia	To oversee the management of the State Library of Western Australia.	One member
Perth Local Development Assessment Panel	To determine mandatory planning applications with a value over $20 million and applicants who have opted-in for assessment by the LDAP.	Two members Two deputy members
City of Perth Committee	Facilitation of collaboration between the State Government and the City of Perth.	Two members (Lord Mayor and Deputy Lord Mayor)

7.3 Representation on Council Committees, Regional Local Governments and External Committees

Nomination of Elected Members to Council Committees, Regional Local Governments and External Committees shall take place at a Special Meeting of Council convened for the purpose of electing members to these groups as soon as is practicable after each local government election.

Name	Role/Objective	Number of Elected Members
Audit and Risk Committee	To oversee the risk management, internal control, legislative compliance and	Three members One deputy

	external audit processes of the City, including receipt of the auditors statements and management reports.	
Chief Executive Officer Performance Review Committee	To undertake an annual review of the performance of the Chief Executive Officer as required by Section 5.38 of the Local Government Act 1995 and establish annual performance objectives for the Chief Executive Officer	Nine (all Elected Members)
Mindarie Regional Council	To provide effective and cost-efficient waste disposal consistent with safeguarding all environmental elements for the benefit of the constituent local governments and their residents, which form the regional district.	One member One deputy
Tamala Park Regional Council	To establish an urban development of 170 hectares of land immediately south of Neerabup Road, Tamala Park.	One member One deputy
Committee for Economic Development of Australia (CEDA)	To identify policy issues that matter for Australia's future and pursue solutions that deliver better economic and social outcomes for the greater good.	One member
Council of Capital City Lord Mayors (CCCLM)	To provide national leadership for the effective co-ordination and representation of the special interests of the Capital Cities of the Australian States and Territories, especially in their relations with other spheres of government.	One member (Lord Mayor)
Metropolitan Regional Road Group	To provide input on Local Government road funding priorities to the State Road Funds to Local Government Advisory Committee, and to monitor the implementation of the Local Government Program in their own Regions.	One member

WA Local Government Association – Central Metropolitan Zone	To participate in political advocacy and for services to meet the needs of WALGA members' needs.	Two members One deputy
Lord Mayor Distress Relief Fund	An official fundraising body for disasters occurring within WA. It is a separate entity, governed by a Board and Chaired by the Lord Mayor.	One member (Lord Mayor)
City of Perth Local Emergency Management Committee	To advise and assist in the development of emergency management arrangements are established for the district	One member One deputy

Related documents

- Policy Framework Policy
- Strategy Development Policy

Document Control Box							
Document Responsibilities:							
Custodian:	Governance			**Custodian Unit:**	Governance		
Decision Maker:	Council						
Compliance Requirements:							
Legislation:							
Industry:							
Organisational:							
Document Management:							
Risk Rating:		**Review Frequency:**		**Next Due:**		**TRIM Ref:**	
Version #	**Decision Reference:**		**Synopsis:**				
1.							

City of Perth

Council Policy Manual

Strategy Development Policy

Policy Objective

To -

- Identify and explain the key elements that constitute the City's Integrated Strategic Planning Framework.
- To identify the enablers of the Strategic Community Plan (collection of strategies and plans)
- Prescribe the process by which each of the elements of the framework are formulated, reviewed, discussed and approved.
- Define the involvement and role of the community, staff and elected members in the process.
- Identify the timing of the various activities within the framework.

Policy Scope

Commissioners / Elected Members, staff, stakeholders and members of the community involved or participating in the strategic development process.

Policy Statement

The Strategy Development Policy provides guidance on the development of the Strategic Community Plan, identified issue specific strategies and legislatively required plans, as depicted in the City's Integrated Strategic Planning and Reporting Framework.

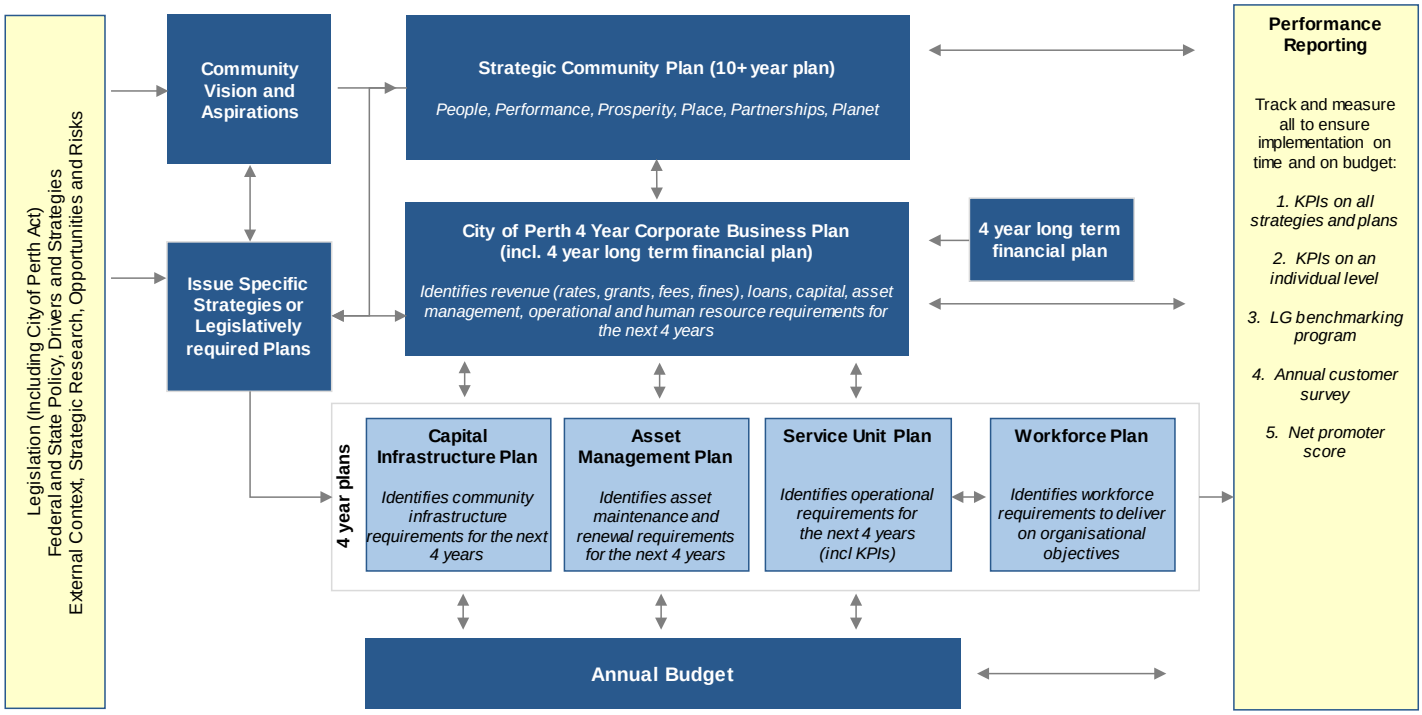

The enabler of the Strategic Community Plan is a collection of issue specific strategies, the plans required by legislation and the service unit plans:

Strategic Community Plan
(people, place, planet, prosperity, performance and partnership)

Issue specific strategies
Strategies identified to address a specific issue or problem

Council Strategies:
- *Integrated Transport Strategy*
- *Parking Strategy*
- *Homelessness and anti-social behaviour Strategy*
- *City Planning Strategy*
- *City Neighbourhoods Strategy*
- *Events and Activation Strategy*
- *Marketing and Communications Strategy*
- *Property Rationalisation and Investment Strategy*
- *Tourist Destination Strategy*

Organisational Strategies:
- *People Strategy*
- *Information and Communications Technology (ICT) Strategy*

Legislated Plans
A set if actions identified to meet Legislative requirements

Approved Plans:
- *Strategic Planning and Integrated Reporting Framework*
  - *Corporate Business Plan*
  - *Parking Business Plan*
  - *Long Term Financial Plan*
  - *Community Infrastructure Plan*
  - *Workforce Plan*
  - *Asset Management Plan*
- *Recordkeeping Plan*
- *Public Health and Wellbeing Plan*
- *Disability and Inclusion Action Plan (DAIP)*

Service Unit Plans
Operational plans that identify actions or initiatives that enable or enhance business as usual

Must address BAU and consider:
- *Economic impact*
- *Social and community based initiatives*
- *Waste reduction initiatives*
- *Sustainability initiatives*
- *Business improvement initiatives*
- *Risk Management*
- *Project Management*
- *Customer service optimisation*
- *Stakeholder and Community Engagement*
- *Advocacy*
- *Community Amenity and Safety initiatives*

1. Strategic Community Plan

The Strategic Community Plan reflects the community's long term vision, values, aspirations and priorities as determined by the community and stakeholders. The strategic community plan guides all planning and decision making within the City.

The Strategic Community Plan is developed through independently facilitated workshops attended by community members, followed up with a Councillor / Community Representative / Staff member Workshop.

Major Review (every 4 years):

Community establishes the foundation of the plan

Council / Staff / Community Representatives summarise the plan foundations and further develop the vision and key focus areas.

Council approves the draft Community Plan and then adopts the final plan after community consultation period.

Minor Review (every two years):

Council adopts, with recommended changes, following a community consultation program.

2. Issue Specific Strategies and Legislatively Required Plans

An issue specific strategy is a strategy that is aimed at addressing a particular issue or problem. It focuses on the longer term (4+ years) and contains high level actions that describe how the City will achieve defined outcomes or objectives in an area of activity, need or responsibility. Only high-level cost elements are indicated in the Strategy, with the detail to be listed by the subsequent Service Unit Plans.

A Plan that is required by Legislation must adhere to certain legislative requirements with regards to its focus. It contains detail of action over a period of one to four years, with consideration of financial, human resource and time implications.

Issue Specific Strategies and Legislatively required Plans are developed through Councillor Engagement Sessions, and Community and staff workshops.

Major Review (as required):

A Strategic Discussion is to be facilitated at a Councillor Engagement Session as the first stage of the development of a new strategy or plan, the major review of an existing strategy or plan. The Strategic Discussion will be informed by a discussion paper that provides background, data, options for consideration and other relevant information on the major issues facing the City with regards to the subject matter.

A draft Issue Specific Strategy informed by the outcomes of the process with Elected Members and engagement with relevant stakeholder groups is submitted to a Councillor Engagement Session, and then put up for consideration at the next Council meeting for endorsement and public advertising.

A final strategy which incorporates community consultation outcomes is submitted to Council for final consideration.

Minor Review (every 2nd year during its lifetime or as required):

Council adopts, following inputs from relevant advisory committee and community stakeholders.

The process required for a new issue specific strategy or a legislative plan, or a major review can be depicted by the following steps illustrated in Diagram 1:

Diagram 1: Process steps required for the development of a Issue Specific Strategy or a Legislative Plan:

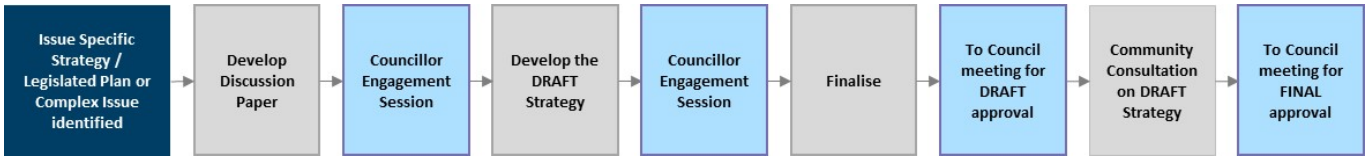

3. The Community Infrastructure Plan

The Community Infrastructure Plan is a four year planning document that identifies costs and prioritises the City's community infrastructure development program. It involves a series of specific projects to implement desired community outcomes, driven by an overarching strategy. The annual priorities identified in the Community Infrastructure Plan inform the Major Project Plan component of the City Corporate Business Plan and the Long Term Financial Plan.

The Community Infrastructure Plan is developed through Councillor Engagement Sessions, and Community workshops, and follows the same process, as Diagram 1, upon its development.

Major Review (annually for adoption at the May Council meeting):

All new items with a capital cost of more than $1 million must be submitted to Council for consideration after discussion at a Councillor Engagement Session.

Any existing item that is subject to either a 20% or $0.5 million cost variation; whichever is the lesser shall be submitted to Council for consideration after explanation at a Councillor Engagement Session. Council will consider the impact that the variation might have on the City's overall financial capacity and determine the future form and status of the project.

The review is to provide the following information on each project:

- Details of the original needs analysis and justification of the project
- Details of the original scope, scale, form and function of the project
- Details of the original costing and verification of the current costing
- Details, justification and the cost of any amendments to the original scope of the project
- Assessment as to whether the originally intended purpose remains relevant

Minor Review (annually for adoption at the Nov Council meeting):

All new items with a capital cost of more than $1 million must be submitted to Council for consideration after explanation at a Councillor Engagement Session.

Any existing item that is subject to either a 20% or $ 0.5 million cost variation; whichever is the lesser shall be submitted to Council for consideration after explanation at a Councillor Engagement Session. Council will consider the impact that the variation might have on the City's overall financial capacity and determine the future form and status of the project.

4. The Corporate Business Plan (incorporates the long term Financial Plan)

The Corporate Business Plan is the City's principal business planning tool, projecting each year's revenue and expenditure over a four year period. It articulates the services and activities that the organisation is committing to over the four year period, taking into consideration the financial and human resource constraints.
The Long Term Financial Plan is a financial plan that forecasts expected revenue and expenditure over a period of four or more years, based on a series of assumptions.

Process for Review:

Council reviews the City Corporate Business Plan every 6 months at a Councillor Engagement Session. Following this, Council adopts the City Corporate Business Plan. Councillor Engagement Sessions will be held in October and April of each year, with Council adoption in November and May of each year.

5. **Asset Management Plan**

A plan that identifies an overarching approach for managing and sustaining of City assets. The plan also identifies tolerance levels for financial or activity intervention and considers service and asset usage when planning the financials associated with maintaining such assets.

Process for Review:

Council reviews the Asset Management Plan every 6 months at a Councillor Engagement Session. Following this, Council adopts the Asset Management Plan. Councillor Engagement Sessions will be held in October and April of each year, with Council adoption in November and May of each year.

6. **Workforce Plan**

A plan to ensure the City's workforce is capable of delivering organisational objectives now and in the future.

Process for Review:

Staff reviews the workforce plan.

7. **Service Unit Plans**

A four-year planning document that explains a service units' business as usual and newly identified activities, aimed at providing an optimal service to the community. The service unit plan's role is to demonstrate how the "day to day" functions of the team will be undertaken, what services will be delivered and what operating projects will be undertaken over the life of the plan. Progress reports on all operating projects identified in service unit plans are reported upon monthly in the Council Bulletin.

The Service Unit Plan will also identify and demonstrate the need for new team resources such as new staff, vehicles, plant and equipment and technical apparatus. Service unit plans form the basis of the operational component of the budget and financial projections contained reflect the estimates provided by the Long Term Financial Plan. Year 1 of the service unit plan reflects the draft budget that is submitted to Council for discussion and approval.

Process for Review:

The CEO facilitates a full briefing to Council on future activities, projects, services and other relevant information in May of each year.

8. The Annual Budget

The Annual budget is a statutory document that activates and delivers year one of the City Corporate Business Plan. The revenue and expenditure estimates contained within the City Corporate Business Plan (also reflected in the Service Unit Plans) are used to inform the development of the budget.

Process for Review:

A draft budget is discussed at a briefing to Council.

Council deliberate upon the budget at a Special Meeting (if requested) then give final adoption at Council meeting.

Budget briefings are held every May. If requested, a Special Meeting will be held in June, with an adoption meeting in June or July.

Table 1: Requirements for each of the Strategy documents within the City's Integrated Strategic Planning Framework

	Timing of new developments or major reviews	Timing of minor reviews	Inputs from Elected Members prior to commencing the process	Requirements for internal and external consultation	Inputs from elected members to inform the draft
1. Strategic Community Plan	Every 4 years (next one due in 2021)	After every 2nd year of the SCP lifetime (next one due in 2023)	Discussion paper and a Councillor workshop only after the community consultation process	External consultation prior to elected member input. Internal consultation on the first draft.	Yes
2. Issue specific strategies and Legislatively required Plans	As required	After every 2nd year of its lifetime (or as prescribed by legislation)	Discussion paper and Councillor Engagement Session	Yes, both	Yes
3. Community Infrastructure Plan	Annually – April/May	Annually – Oct/ Nov	Discussion paper and Councillor Engagement Session	Yes, both (*inputs inform the CBP and LTFP*)	Yes
4. Corporate Business Plan (CBP) (*incorporates Long Term Financial Plan (LTFP)*)	Annually – April/May	Annually – Oct/ Nov	Discussion paper and Councillor Engagement Session	Yes, internal For external *(see explanation under CIP)*	Yes
5. Asset Management Plan	Annually – April/May	Annually – Oct/ Nov	Discussion paper and Councillor Engagement Session	Yes, both	Yes
6. Workforce Plan	Annually – April/May	Annually – Oct/ Nov	No inputs prior to development	Internal only	No
7. **Service Unit Plans**	Annually – April/May	Annually – Oct/ Nov	No inputs prior to development. Feedback and discussion at the Councillor Briefing Session	Internal only	Yes, inputs on discretionary spend (briefing session every March)
8. Annual Financial Budget	Annually – May/June	Annually – Nov/Dec	No further inputs prior to development	No	Yes, Briefing and Council adoption

Document Control Box							
Document Responsibilities:							
Custodian:	Project Director Corporate Recovery			**Custodian Unit:**	Strategy and Recovery Unit		
Decision Maker:	Council						
Compliance Requirements:							
Legislation:	5.56(1) of the *Local Government Act 1995*						
Industry:							
Organisational:	Strategic Community Plan						
Document Management:							
Risk Rating:	**High**	**Review Frequency**:	Biennial	**Next Due:**	**Nov 21**	**TRIM Ref:**	
Version #	**Decision Reference:**	**Synopsis:**					
1.							

ATTACHMENT 16.1D

City of Perth

Corporate Governance Framework

Contents

Introduction	1
Definitions	3
Local government in Western Australia	5
Governance in local government	9
Good governance at the City of Perth	13
Pillar one: Strategy and leadership	15
Pillar two: Roles and responsibilities	19
Pillar three: Transparent decision making	33
Pillar four: Accountability and performance monitoring	41
Monitoring and maintaining good governance at the City of Perth	44
Appendix	47

19-061 06/2019

Introduction

The City of Perth is committed to being a leader in good governance. As a capital city local government authority, the City is unique in its requirement to function under two pieces of legislation, the Local Government Act 1995 and the City of Perth Act 2016. The City is responsible for providing effective and high-quality government for residents, ratepayers and visitors, as mandated in the City of Perth Act.

The Corporate Governance Framework provides a mechanism for the City to exercise good governance in its decision-making processes, as well as in the delivery of services, projects and facilities to the community.

The practice of good governance is crucial for ensuring that:

- The City's decisions are made in the interests of its stakeholders and the community.
- The City meets its legal compliance obligations.
- Council and the Administration acts ethically.
- The City is responsive, inclusive, participatory and representative in decision making at all levels.

By implementing a Corporate Governance Framework, the City will:

- Continue to develop a culture of leading practice in good governance.
- Provide clear guidelines for the roles of Council, CEO and employees, and ensure that all responsibilities are properly allocated and discharged by those accountable.
- Assist Council and the CEO in delivering good governance.

For the City to demonstrate good governance, there needs to be a clear understanding of responsibility and accountability. The Corporate Governance Framework has been produced to outline the information used to guide decision-making, the roles of Council, Elected Members and the Administration, how and when decisions are made and how the City is accountable for its actions.

Four pillars required to create the foundations of excellence in governance at the City of Perth have been identified as:

1. Strategy and leadership
2. Roles and responsibilities
3. Transparent decision-making
4. Accountability and performance monitoring.

Each pillar is supported by three principles of good governance. Each principle is put into action at the City and monitored for effectiveness.

Definitions

TERM	DEFINITION
Act	Local Government Act 1995.
Administration	City employees, including the CEO.
CEO	Chief Executive Officer. The most senior employee in the Administration, who is directly accountable to Council.
City	The City of Perth including Council and Administration.
Community	Ratepayers, residents, property owners, visitors and businesses within the City's district.
Council	The corporate body constituting of all Elected Members sitting formally as a Council under the Act.
Councillor	An individual elected representative of the City, not including the Lord Mayor.
Committee	A formal committee of Council established under the Act.
Council Meeting	A formal meeting of Council conducted in accordance with the Act and the Standing Orders Local Law.
Corporate Business Plan	A four-year plan, which is reviewed and updated on an annual basis, detailing how the City will deliver the strategic priorities of the Strategic Community Plan.
Director	A senior position in the Administration directly responsible to the CEO.
Elected Members	The Lord Mayor and Councillors of the City.
Employee	An employee of the City, including casual and contract employees.
Executive	The CEO and Directors.
Framework	The Corporate Governance Framework.
Long Term Financial Plan	The plan summarising the financial impacts of the strategic priorities of the Strategic Community Plan.
Lord Mayor	The person elected by the City's electors to hold the position as the elected leader of the City.
Stakeholders	An individual or group with a vested interest in the City's operations, decisions and/or activities. A stakeholder can be a community member, business, industry or government representative, employee or visitor.
Strategic Community Plan	The overarching plan that provides direction for all activities that guide the City's decision-making.

Local government in Western Australia

Local government in Western Australia is established under the Local Government Act 1995. The Act sets out the legislative responsibilities of local government. As the third tier of government and the level of government closest to the community, local government activities relate to matters that are fundamental to people's lives and impact significantly on their quality of life.

Each local government is a corporate body and a legal entity with power to deliver services and facilities for the local community. Accordingly, a local government can also sue and be sued.

A local government is comprised of:

- A Council, consisting of Elected Members.
- The Administration, consisting of the CEO and employees.

The Mayor (in the City's case a Lord Mayor) and Councillors form the Council. The following principles apply to Council:

- Elected Members can exercise authority as Council, after they are formally sworn in and when they meet formally as Council.
- All lawful decisions are made at Council meetings or through delegated authority (to the CEO or Council's Committees).

Employees are formally accountable to Council through the CEO. The CEO's role is detailed in section 5.41 of the Act, and includes but is not limited to:

- Advising Council.
- Implementing Council's decisions.
- Managing the services that the local government provides for its community.
- Being responsible for the day-to-day operations of the local government.

Except for the CEO who is appointed directly by Council, all other employees are employed through the executive function of the CEO as outlined in section 5.41 of the Act.

Role of local government

The fundamental roles and functions of local government are as follows.

Planning and monitoring

Planning for the future development and wellbeing of the community is a critical role for Council. The Act requires Councils to develop and adopt a series of plans which set overall direction for the CEO through long-term planning. The Strategic Community Plan, Corporate Business Plan and the Long-Term Financial Plan are key long-term strategic plans which, form part of the Integrated Planning and Reporting Framework. The Strategic Planning Framework identifies the community's needs and sets goals to meet them.

Policy development

Policies are a decision of Council that provide guidance to the Administration as to Council's position on particular areas of responsibility. The objective of a policy is to outline the guiding principles for the delivery of goals identified in the Strategic Community Plan.

Lawmaking and enforcement

Local government makes decisions in areas over which it has legislative authority but cannot duplicate or contradict Commonwealth or State law. Laws made by local government are called local laws and cover issues including activities permitted on public land, animal management, and use of facilities and infrastructure. Local governments also enforce laws made by the State Government in multiple areas including public health and building regulation.

Service delivery

Local government must ensure that services are delivered in the most efficient and effective manner. The Act provides autonomy to Councils to determine policies about the nature and level of services provided. Council must ensure the delivery of quality services for which they have responsibility.

Representation

Elected Members represent the interests of the community and facilitate communication between the community and Council.

Advocacy

Local government has a role of advocating on behalf of the community to other levels of government, statutory authorities and other relevant parties.

The unique role of City of Perth

The City of Perth Act 2016 recognises Perth as the capital of Western Australia. As the local government of a capital city, the City of Perth has a special social, economic, cultural, environmental and civic role. The City also has an important role in representing the broader Perth area and the state of Western Australia on a national and international level.

The City of Perth Act stipulates that the City is to provide for the good government of the persons in the City, including residents, ratepayers and visitors. In addition, the City must also represent the community and encourage community participation in decision-making.

Key objectives of the City of Perth Act require the City to:

- Provide a safe, clean and aesthetic environment for community members, workers, visitors and tourists.
- Continuously improve the services and facilities that the City provides to the community and to local, interstate and international visitors and tourists.
- Promote awareness of the facilities and events provided or facilitated by the City and encourage the community to make use of, or participate in them.
- Initiate and promote the continued growth and environmentally sustainable development of the City and ensure its continued role as a thriving centre of business with vibrant cultural and entertainment precincts, while enhancing and protecting its natural environment and having due regard to the flow on impact on the Perth metropolitan area.
- Maintain and strengthen the local, national and international reputation of the Perth metropolitan area as an innovative, sustainable and vibrant global city that attracts and welcomes everyone.
- Nurture and support the initiatives and innovations of the diverse precincts of the City.
- Develop and maintain collaborative inter governmental relationships at regional, state, national and international levels with a view to developing and implementing strategies for the continued improvement of the City.
- Strike an appropriate balance among the complementary and competing civic, economic, social, cultural and environmental considerations, including considerations relating to visitors and tourists.

Section 5 of the City of Perth Act states that if a provision of the City of Perth Act conflicts or is inconsistent with the Local Government Act, the City of Perth Act prevails to the extent of the conflict or inconsistency.

Governance in local government

Governance is the process by which:

- Decisions are made and implemented.
- Organisations achieve goals.
- Organisations are directed, controlled and held to account.

Governance encompasses the concepts of:

- authority
- accountability
- stewardship
- leadership
- ethics
- values
- culture
- integrity
- transparency
- participation
- inclusivity.

Good governance involves providing:

- Clarity of roles and responsibilities.
- Robust systems supporting both internal and external accountability.
- Public access to information and decision-making processes.
- A clear vision and positive organisational culture.

Good governance in local government

Good governance in local government combines the characteristics of governance and the decisions and roles of local government. Good governance in local government requires:

- Council being elected by, representative of, and accountable to the community.
- The Lord Mayor and Councillors providing leadership to the community and reflecting the community's collective aspirations.
- Community participation in decision-making.
- Policies, procedures and programs reflecting the objectives of the Strategic Community Plan.
- An organisational structure that implements the local government's goals in accordance with the Strategic Community Plan.
- The provision of services which meets the community's needs.
- Compliance with obligations.
- Collaborative inter-governmental relationships at regional, state, national and international levels.

Good governance in practice

Good governance needs to be practiced both within local government, and between local government and the community. Key elements include the following.

Internal considerations:

- Positive and effective working relationships.
- Sound, relevant and timely advice.
- Advice provided through Council reports, Agenda Briefing Sessions, Elected Members Briefings and other means of communication.
- Good processes that contribute to good decisions that are both accountable and transparent.
- Quality and timely information provided to Elected Members to enable them to perform their duties. Processes need to be developed to meet the legitimate information requirements of Elected Members.

External considerations:

- To ensure that a Council and its community share a sense of direction and purpose, strategic planning is vital and involvement of all relevant stakeholders enables shared ownership of a common goal.
- Performance management enables local government to be accountable to its community. Performance management can be used to assess whether a local government has successfully completed the actions as committed to by the organisation, with available resources and within defined timeframes.
- Balancing 'community wide' and 'sectional interests' is central to democratic governance.
- Accountability of a local government to its community is a key factor in good democratic governance.

- Good governance means a community is engaged, knows what is going on, is included in decision making, and feels part of the governing process.
- Informed decisions are based on well-researched information. Some of the best information comes from the opinions of those who are affected by a decision or interested in an issue. Good consultation methods are needed to elicit these opinions.
- Enabling community leadership.
- Local governments need to lead or influence communities on particular issues.
- Communities expect good services and systems.
- Good governance ensures that the community has trust and confidence in the decisions made.

Good governance at the City of Perth

The City of Perth Corporate Governance Framework

The City will constantly test and adapt its framework to meet changing circumstances. The City is focused on building and sustaining its framework and detecting signs of poor governance to ensure problems are identified and addressed before they escalate into serious performance issues.

Under each pillar sits three principles of good governance. The City has identified the tools it has or needs to achieve each principle. The tools will be monitored and reported to the City's Executive Leadership Team quarterly.

The City's current tools can be found in Appendix A.

Pillar one Strategy and leadership	**Pillar two** Roles & responsibilities	**Pillar three** Transparent decision-making	**Pillar four** Accountability and performance
There is a clear vision and strategic plan that is produced through a comprehensive and inclusive process.	There is clarity in the roles and responsibilities of the Elected Members, CEO and employees.	There is an open and transparent decision-making process across the City.	The City's performance is monitored, evaluated, improved and reported.
Principle: Strategic focus The City's decisions are guided by its strategic planning framework.	**Principle: Positive relationships** The City fosters effective working relationships between Elected Members and Administration.	**Principle: Access to information** The City ensures that, where possible, the community has access to information used to inform Council decisions.	**Principle: Compliance management** The City is committed to meeting its compliance obligations.
Principle: Positive culture The City is committed to its organisational values.	**Principle: Effective communication** The City ensures Elected Members and employees are informed and diverse opinions are heard.	**Principle: Disclosure** The City provides mechanisms for Elected Members and employees to disclose information relevant to the decision-making process, in a timely manner, in accordance with the Act.	**Principle: Risk management** The City has sound risk management practices and procedures that are integrated into its strategic and operational processes and day-to-day business practices.
Principle: Engagement The City's community participate in the decision- making process.	**Principle: Role clarity** The City strives to ensure roles are clearly delineated.	**Principle: Transparency** The City goes above and beyond legislation, making registers of interest available online.	**Principle: Corporate performance** The City proactively reports on its performance towards the achievement of the City's corporate objectives.

Pillar one: Strategy and leadership

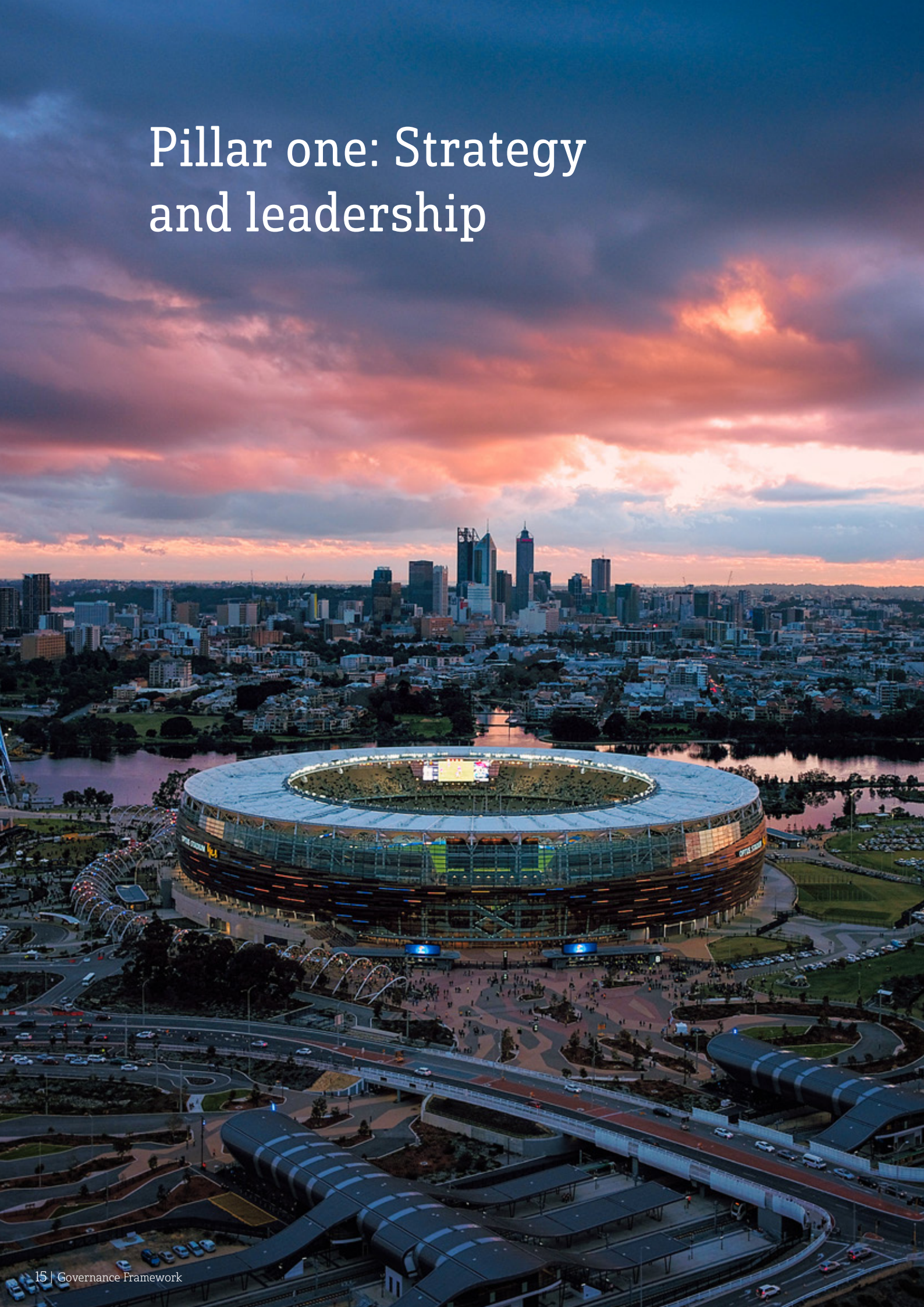

PRINCIPLES:

Strategic focus:	The City's decisions are guided by its strategic planning framework.
Positive culture:	The City is committed to its organisational values.
Engagement:	The City's community participates in the decision-making process.

The City's vision

'Vibrant, connected, progressive; a friendly and beautiful place to be.' The City's Strategic Community Plan outlines how the City's vision reflects feedback from the City's stakeholders, indicating that they want Perth to be a city that is a great place for people to live, work and visit. Stakeholders want a beautiful, connected city that provides vibrant, diverse and friendly experiences. Perth should not only be a city that is bold and progressive in its way of life but should also have a sense of distinctiveness that people can confidently promote – a community that knows itself and one that delivers a unique experience.

The City's corporate values

The City's corporate values underpin the way the City achieves its vision and delivers the Strategic Community Plan. The City's corporate values are:

Teamwork – One City: Stronger Together.
Commitment – Think it. Say it. Do it.
Courage – Speak Up. Stand Up. Persevere.
Respect – Listen. Consider. Support.

Integrated Planning and Reporting Framework

The City has implemented an Integrated Planning and Reporting Framework (IPRF) to ensure the priorities and services provided by the City align with community needs and aspirations, within organisational resource constraints.

The core components of the IPRF are the:

- Strategic Community Plan.
- Corporate Business Plan.
- Annual operational plans and the Annual budget.

The diagram overleaf demonstrates how the elements of the IPRF piece together.

The IPRF ensures that programs and services are delivered in alignment with the City's strategic priorities.

The Strategic Community Plan is the key document within the IPRF as it articulates the highest level of direction for the City for the next ten years. It is the overarching plan that sets out the goals and aspirations for the community.

The Strategic Community Plan has five strategic priorities:

1. Social
2. Economic
3. Built Environment
4. Natural Environment
5. Leadership

The City's Corporate Business Plan outlines the key initiatives and services that the City will deliver over a four-year period, with an emphasis on working towards delivering the goals outlined in the Strategic Community Plan.

High-level plans enable the City to meet the strategic goals articulated in the Strategic Community Plan. Actions in these plans are measured against key performance indicators, which enable the City and community to gauge success in the implementation of these goals.

Annual planning process

The City's annual budget is adopted by Council each year and focuses on the actions that will be undertaken by the City, with a view to meet the goals outlined in the Strategic Community Plan.

This forms the basis of the City's Capital Works Program and Long Term Financial Plan. Financial information relating to capital works projects can be accessed from the City's Annual Budget.

This process assists in meeting the requirements of the Act which stipulates that the City is responsible for developing a plan for the future. Community consultation is an integral part of the City's planning process and is undertaken as part of the planning process to ensure that the diverse and changing needs of the community are considered and met.

City of Perth Integrated Planning Model

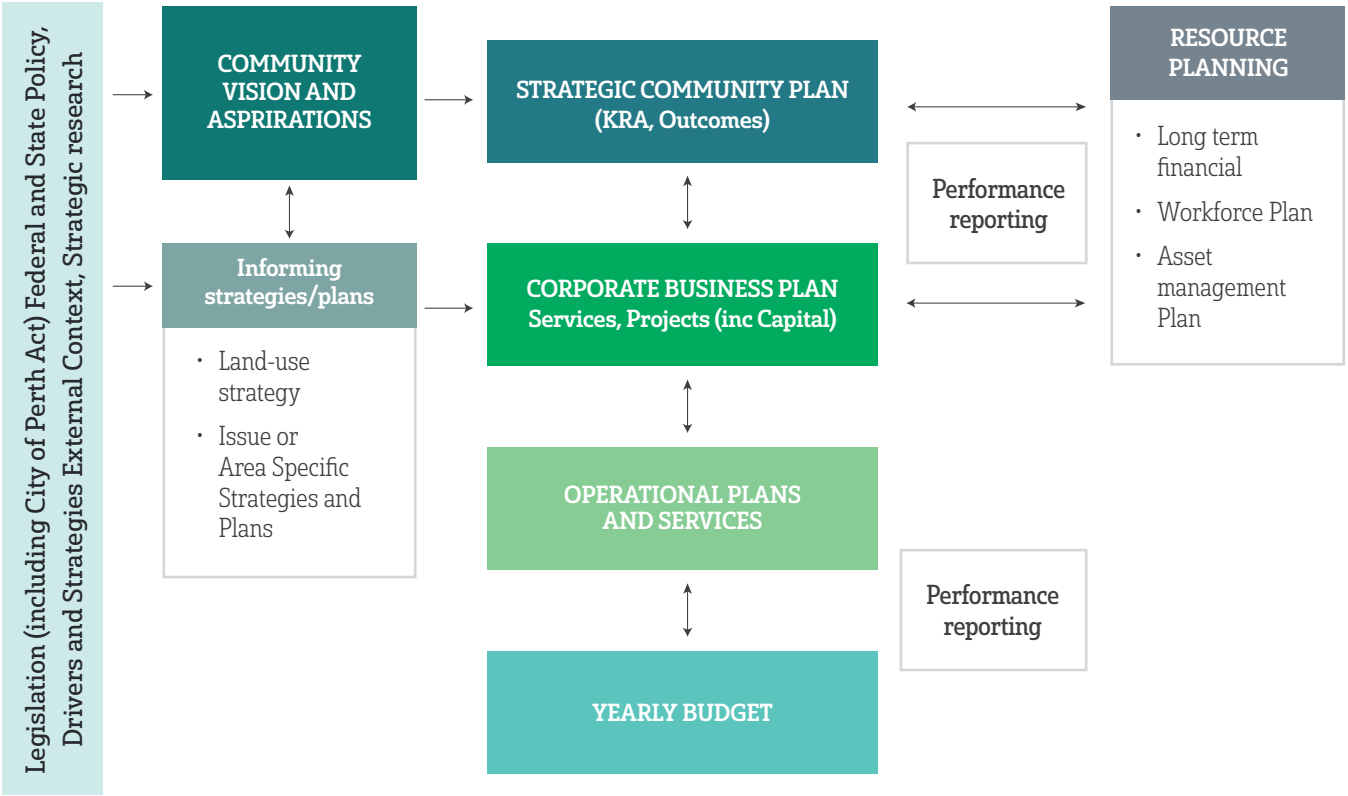

Stakeholder engagement

The City of Perth Act mandates that as a capital city, the City will move beyond engaging only with property owners, residents and ratepayers and invite input from all users of the city, including visitors, workers and tourists. The City is committed to ensuring that its citizens, stakeholders and the community have the information they need about their capital city, and wherever possible they have a voice in, and access to the decision-making process on matters that impact them.

The City recognises that stakeholders and the community not only have a right to be heard but also have an extensive pool of knowledge, skills and insight that can deliver even better outcomes for the city.

While there are certain projects that require advertising for public comment under relevant legislation, leading practice engagement requires that the City engages with stakeholders to varying degrees during a project life cycle.

By working in partnership with its citizens, the City can ensure that Western Australians capital city meets the needs and aspirations of its stakeholders and the community.

The City has demonstrated its commitment to stakeholder engagement through the development of a leading-practice Stakeholder Engagement Framework and the provision of International Association for Public Participation (IAP2) training for officers.

Pillar two: Roles and responsibilities

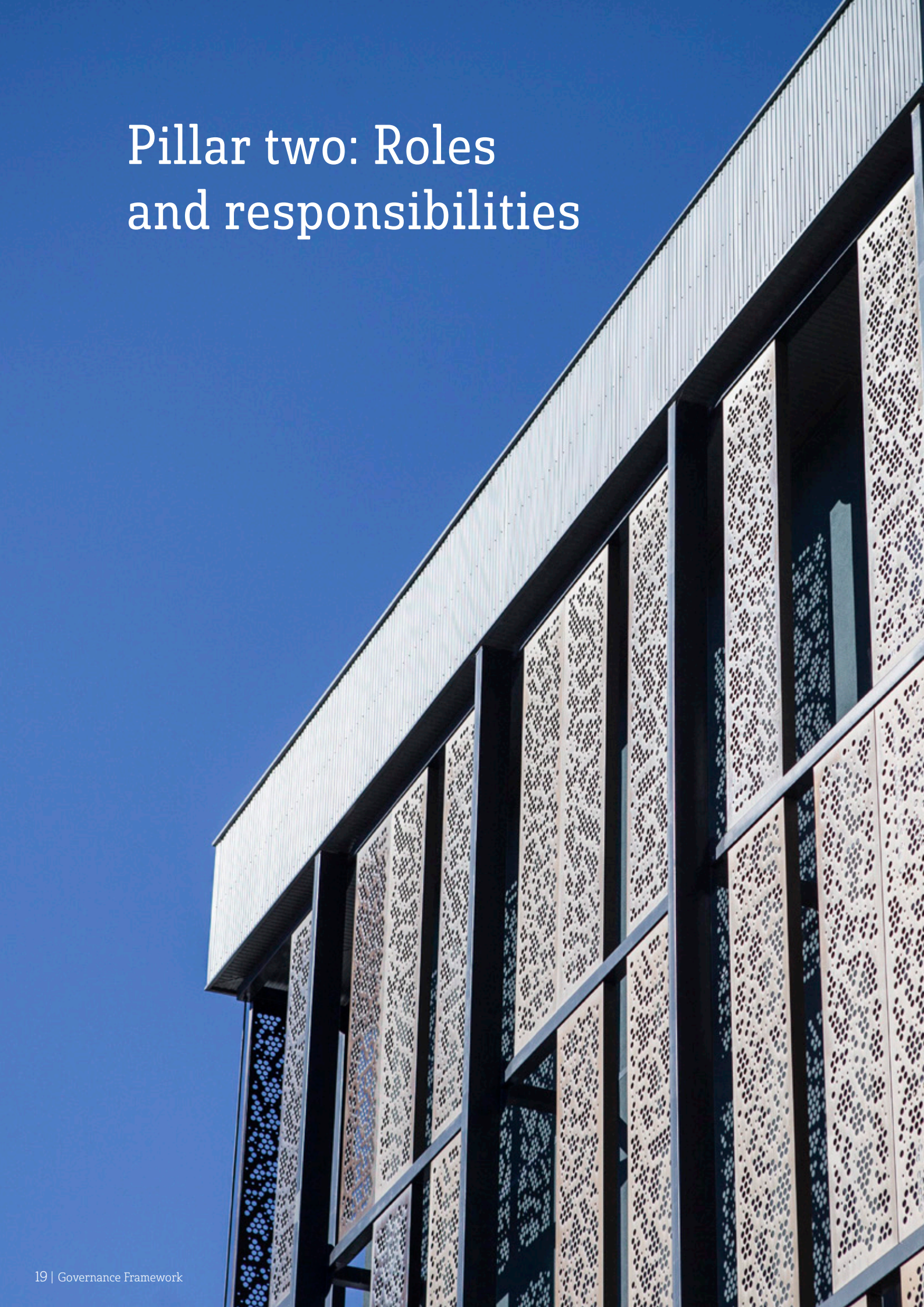

PRINCIPLES:

Positive Relationships:	The City fosters effective working relationships between the Elected Members and the Administration.
Effective Communication:	The City ensures Elected Members and employees are informed and diverse opinions are heard.
Role Clarity:	The City strives to ensure roles are clearly delineated.

Roles

An appreciation of the duties and responsibilities of the different roles of Council, Lord Mayor, Councillors, CEO and employees, coupled with strong communication and cooperation, underpins good governance at the City. The relationship between Elected Members and the CEO must respect the diversity of opinion and the rights of all points of view to be heard with both courtesy and respect.

The City recognises that the Lord Mayor has a leadership role. The Act recognises the role of the Lord Mayor, as the spokesperson for the City, to carry out civic and ceremonial functions of the mayoral office, and preside at Council Meetings in accordance with the City's Standing Orders Local Law. The City places great importance on the role of the Lord Mayor as Presiding Member of Council to facilitate good decision making.

The City recognises the importance of the Lord Mayor's leadership role in respect of ensuring good governance. Part of the Lord Mayor's role is to ensure that all Councillors are part of the decision-making process and help Councillors balance their accountabilities to their constituents, the wider community and Council.

The Lord Mayor should also facilitate good relationships between the Councillors and the Administration and help create an environment where good communication, systems and processes can thrive.

Elected Members are to focus on outcomes, policy and strategy and in doing so are expected to:

- Represent and advocate on behalf of their constituents at the Council level.
- Facilitate communication between Council and the community.
- Debate the issues in an open, honest and informed manner to assist in the decision making process.
- Keep the entire community in mind when considering and addressing issues and focus on the 'big picture'.
- Educate and involve the community in all local government activities and processes.
- Work together, cooperate and respect diversity.
- Model leadership and good governance.

Council recognises the CEO's role in managing the organisation to achieve the goals and strategies endorsed by Council. The CEO is expected to fulfil these duties in such a way that promotes an organisational culture of good governance.

Composition of Council

Council consists of a Lord Mayor of Perth and eight Councillors. The Lord Mayor is elected by electors of the City's district every four years. The Deputy Lord Mayor is elected by Council from amongst the Councillors, every two years, following a local government election.

Ordinary local government elections are held every two years on the third Saturday in October. At each election, four Councillors are elected for terms of four years.

Role of Council

In accordance with section 2.7 of the Act, Council has the following responsibilities:

- Governing the City's affairs.
- Performance of the City's functions.
- Overseeing the allocation of the City's finances and resources.
- Determining the City's policies.

Governing the City's affairs

This role encompasses strategic planning mechanisms to ensure the continued sustainability of the City, the setting of strategic goals, and the monitoring of the City's performance against the goals.

Performance of the City's functions

This role determines that Council has ultimate responsibility for the performance of the City's functions. Council can exercise this responsibility through the development of appropriate mechanisms including delegations of authority, determination on the provision of services and facilities, and regular reporting against objectives. Council also appoints and undertakes the annual performance review of the CEO.

Overseeing of the allocation of the City's finances and resources

Council exercises this role by overseeing and adopting the City's Long Term Financial Plan, annual budget, Capital Works Program, Workforce Plan and Asset Management Plan. Council is advised by the CEO and employees, who are responsible for the development of appropriate financial control and strategic documents.

Determining the City's policies

Council should adopt and review policies that act as guiding principles for the City's Administration to achieve the objectives of the Strategic Community Plan and guide officers in their decision making processes.

The role of Council can be categorised into four key areas.

Executive

Council is responsible for overseeing the executive functions of the City for example, by adopting plans and amending budgets.

Legislative

Council is responsible for adopting local laws, planning schemes and policies that reflect the objectives of the Strategic Community Plan.

Quasi-judicial

This applies when Council determines an application or matter that directly affects a person's rights and interests. The judicial character arises from the obligation to abide by the principles of natural justice. Examples of quasi-judicial authority include planning applications, building licences, applications for other permits and licences and other decisions that may be appealable to the State Administrative Tribunal.

Advocacy

Council is responsible for advocating on its own behalf or on behalf of the City's community to another level of government or another agency.

When writing reports to Council, the Administration must identify the role of Council to which the report relates to. This assists Elected Members in understanding the role they are being asked to fulfil.

Roles and responsibilities of the Lord Mayor

The Lord Mayor of the City of Perth's unique role is recognised in the City of Perth Act. The Lord Mayor is a key public official who, in addition to ensuring good governance and representing the views and direction of Council, acts as an ambassador for the City.

The special role of the Lord Mayor is defined in section 10 of the City of Perth Act, listing the role of the Lord Mayor as follows:

- To act as an ambassador for the City in hosting international delegations and attending local, regional, state, national and international civic functions and events.
- To carry out civic and ceremonial duties associated with the Office of Lord Mayor.
- To develop and maintain inter governmental relationships at regional, state, national and international levels, and as part of that to develop and implement strategies and policies that seek to ensure consistency in policies and strategic direction at all levels of government.
- To provide leadership and guidance to Council.
- To preside at meetings in accordance with the Act.
- To speak on behalf of the City.
- To liaise with the CEO on the City's affairs and the performance of its functions.
- To perform other functions that are given to the Lord Mayor under the City of Perth Act, the Act or any other written law.

The Lord Mayor's roles and responsibilities can be categorised as:

- Presiding Member of Council.
- Spokesperson for Council.
- External Relations.
- Civic and Ceremonial.
- Leadership and Guidance.
- Governance.

The Lord Mayor must also undertake the same responsibilities as the Councillors which are detailed below.

The governance and Presiding Member of Council functions of the Lord Mayor are critical to ensuring good governance. They include leadership of the City and community, and ensuring the decision-making processes are fair, equitable and inclusive.

The Lord Mayor supports good governance by modelling good behaviour and ethics in fulfilling the leadership role and is pivotal in both the pursuit and demonstration of good governance.

The Lord Mayor has a specific role in representing and advocating the decisions of Council. Section 2.8(1)(d) of the Act provides that the Lord Mayor speaks on behalf of the City. The position of Lord Mayor is pre-eminent and when speaking on behalf of the City, they must articulate the views and decisions of the Council. The Lord Mayor must put aside his or her individual views and clearly outline the views of Council in an all inclusive way.

Role and responsibilies of the Deputy Lord Mayor

In accordance with section 5.34 of the Act, the Deputy Lord Mayor may perform the functions of the Lord Mayor if the:

a. Office of the Lord Mayor is vacant.
b. The Lord Mayor is not available or is unable or unwilling to perform the functions of Lord Mayor.

Roles and responsibilities of Elected Members

The City of Perth Act, the Act and the relevant regulations provide the legislative framework within which the Elected Members operate and from where they derive specific details of their roles and responsibilities.

An individual Elected Member, unless delegated as part of a Committee arrangement, has no authority to participate in the day-to-day management or operations of the City, including making any form of representation on behalf of the City.

Elected Members have no direct authority over employees with respect to the way in which an employee undertakes his or her duties.

In accordance with section 11 of the City of Perth Act the general roles of Elected Members are:

- Represent the interests of electors, ratepayers and residents of the City.
- Serve the current and future interests of the community in the City.
- Provide leadership and guidance to the community in the City.
- Facilitate communication between the community and Council.
- Participate in the Council decision-making processes at council and committee meetings.
- Participate in the determination, oversight and regular review of the following matters, as required by the Act or any other written law —
  - the Council's policies, goals, finances, resource allocation, expenditure and corporate strategies.
  - the efficiency and effectiveness of the Council's service delivery, the performance standards for that service delivery and the monitoring of those performance standards.

- In matters that relate to the unique responsibilities of the City that flow from Perth's status as the capital of Western Australia, to seek to ensure that —
  - an appropriate balance is struck among economic, social, cultural and environmental considerations.
  - the flow on effects on the broader metropolitan area are considered.
- Have due regard to the objects of the City in informing Council's work and in the making of decisions by Council.
- Participate in achieving a vision for the desired future of the City through the formulation of strategic plans and policies that align with the objects of the City.
- Ensure that Council discharges its responsibilities under the City of Perth Act, the Act and any other written law.
- Perform whatever other functions are given to Elected Members by the City of Perth Act, the Act or any other written law.

Role and responsibilities of the CEO

In accordance with section 5.41 of the Act, the functions of the CEO are to:

- Advise Council in relation to the functions of the City under the Act and other written laws.
- Ensure that advice and information is available to Council so that informed decisions can be made.
- Cause Council decisions to be implemented.
- Manage the day to day operations of the City.
- Liaise with the Lord Mayor on the City's affairs and the performance of the City's functions.
- Speak on behalf of the City if the Lord Mayor agrees.
- Be responsible for the employment, management supervision, direction and dismissal of other employees.

- Ensure that records and documents of the City are properly kept for the purposes of the Act and any other written law.
- Perform any other function specified or delegated by Council or imposed under the Act or any other written law as a function to be performed by the CEO.

The CEO has a statutory responsibility to manage the organisation through the implementation of goals and strategies that have previously been approved by Council.

The most important role the CEO plays in promoting good governance is through the development of a culture whereby the Elected Members and Council, as the peak decision making body, and the Administration exists to support Council in the delivery of good governance.

A key accountability of the CEO is financial management and notwithstanding that Council has overall accountability, the Administration (as led by the CEO) has critical responsibilities for managing the organisation soundly from a financial perspective and reporting such results to Council.

Delegated Authority

The Act enables Council to delegate, in writing, to the CEO the capacity to exercise any of its powers or duties, with the following exceptions detailed in section 5.43 of the Act.

- Any power or duty that requires a decision of an absolute majority or a 75 percent majority of Council.
- Accepting a tender which exceeds an amount determined by Council.
- Appointing an auditor.
- Acquiring or disposing of any property valued at an amount exceeding an amount determined by Council.
- Any of Council's powers under section 5.98, 5.98A, 5.99, 5.99A or 5.100 of the Act (determining fees, allowances and expenses of members and Committee members).
- Borrowing money on behalf of the City.
- Hearing or determining an objection of a kind referred to in section 9.5 of the Act.
- The power under section 9.49A(4) of the Act to authorise a person to sign documents on behalf of the local government.
- Any power or duty that requires the approval of the Minister or the Governor.
- Such other powers or duties as may be prescribed.

Differing roles between Council and CEO

The CEO is responsible for:

- Putting in place appropriate systems to achieve accountability and integrity.
- Implementing and maintaining a management structure which can achieve Council's vision and strategic goals.
- Ensuring that the Administration is staffed by suitably qualified and motivated employees.
- Managing employee performance.
- Managing relationships.
- Ensuring that employees are aware that the Administration is working for a democratically elected Council and Council decisions form the basis for the Administration's activities and the services that the City provides.

The table below set out the separation of roles between Council (directing and controlling the affairs of the local government) and the CEO (managing the day-to-day operations).

COUNCIL	CEO
Sets direction and strategy.	Provides professional and technical advice to the Council.
Ultimately responsible for the performance of the City's functions.	Implements the decisions of Council.
Decides on matters of policy.	Liaises with the Lord Mayor.
Ensures that services and facilities are integrated with and do not unnecessarily duplicate other public services.	Manages the day-to-day operations.
Oversees the allocation of the City's finances and resources.	Responsible for the employment and management of employees.
Monitors performance through the CEO to ensure efficient and effective of service provision.	Prepares reports to Council and makes recommendations based on expert advice.
Lord Mayor to liaise with the CEO and preside at Council meetings.	

Working Relationships – Elected Members Obligations

Elected Members are members of a team, elected to work collectively in the interests of the whole community. The achievement of sound outcomes is dependent on a mature and constructive working relationship between Elected Members.

Elected Members should behave in a manner that generates community trust and confidence in them as individual Elected Members and enhances the role and image of both Council and the City generally. Elected Members are expected to:

- Conduct their ongoing relationships with other Elected Members, Administration and the community with respect and courtesy.
- Act within the law at all times.
- Act in good faith and not for improper or ulterior motives.
- Act in a reasonable, just and non-discriminatory manner.
- Undertake their role with reasonable care and diligence.

The City has adopted a Code of Conduct which represents a public declaration of the principles of good conduct and standards of behaviour that Council agrees individual Elected Members are required to conform to in understanding and carrying out their role. The Code of Conduct also provides guidance to Elected Members about carrying out their duties and responsibilities.

Working relationship between the Lord Mayor and Councillors

The relationship between the Lord Mayor and Councillors is critical to good governance. An effective relationship between the Lord Mayor and Councillors will help promote the successful delivery of the Strategic Community Plan and the credible and good reputation of the City.

The most important aspects of the Lord Mayor/ Councillor relationship are:

- The Lord Mayor is the Presiding Member of Council and his or her role should be respected by all Councillors.
- The Lord Mayor should facilitate an inclusive approach to decision making and involvement in Council activities in general.
- The Lord Mayor should assist Councillors to have their issues considered by Council.
- The Lord Mayor should take some responsibility for Elected Members training and development and should work with the CEO to ensure that Elected Members receive necessary training opportunities.
- The Lord Mayor is a source of assistance for Councillors and also has the responsible for facilitating resolution of any disputes between Councillors.

The Lord Mayor, as the Presiding Member of Council, has an integral and influential role, both within meetings and outside of the formal decision making process by facilitating and encouraging all points of view to be expressed and respected. This ensures that Elected Members who may not have their point of view supported by the majority, can be satisfied that they have been given a fair hearing and the process is transparent.

Through this facilitation role, the Lord Mayor can manage conflict and differing opinions in a constructive manner. The complexity and diversity of opinion in the community, and therefore of Elected Members, can be made to work in the broader interest of the City as a whole, rather than be a source of division.

The Lord Mayor is also a first point of contact for Councillors who wish to achieve a particular goal. By advising, supporting and facilitating negotiations, the Lord Mayor can assist the process considerably, and in so doing, assist Councillors to meet their accountabilities to their communities.

This advisory and support role of the Lord Mayor is possibly the single most important contribution to good governance the Lord Mayor can make. It requires great skill and experience and as such, is critical to the overall operation of Council.

The Lord Mayor's role of presiding member is challenging and requires the Lord Mayor to achieve a balance of opinion and an outcome that demonstrates leadership by Council and the community. One important aspect of the role is good understanding of meeting procedures and a detailed knowledge of the City's Standing Orders Local Law. This enables the Lord Mayor to provide impartial interpretations and ensure the smooth flow of the meeting.

As a community leader, the Lord Mayor represents Council at many civic and ceremonial functions, hosting many Council activities. Any speeches made on these occasions should not be used to present a point of view contrary to a decision of Council.

Working relationship between Lord Mayor and CEO

The Lord Mayor and CEO work closely together and the relationship should be characterised by openness with good communication, ensuing that the Lord Mayor and CEO keep each other informed about important and relevant issues.

The functions of the CEO are outlined in section 5.41 of the Act. Two of these functions relate to the CEO's relationship with the Lord Mayor:

- Liaise with the Lord Mayor on the City's affairs and the performance of the City's functions.
- Speak on behalf of the City if the Lord Mayor agrees.

Both the Lord Mayor and the CEO have a role to liaise with each other in respect of the City's affairs and the performance of the City's functions. They also have a crossover of responsibilities in relation to speaking on behalf of the City. It is acknowledged that the role of speaking on behalf of the City rests with the Lord Mayor, however, there are occasions when it is considered prudent for this function to be undertaken by the CEO, which can be determined between the Lord Mayor and the CEO.

It is crucial that the Lord Mayor and the CEO develop a clear, robust relationship and understand the limits of each other's authority.

The Act is silent in respect to how the relationship takes place, therefore, the Lord Mayor and the CEO are to adopt an approach that suits their circumstances. Providing that the overall essential principles of having a large degree of trust in each other and respecting each other's opinion and role are in place, effective communication will be facilitated that will ensure good governance is achieved.

The essential principles for an effective Lord Mayor and CEO relationship are:

Communication

- Both parties are in a position to brief and inform the other about information each is privy to and which would assist the other in doing his or her job. Deciding on what information is important and what should be passed on to each other must be negotiated and understood.
- Regular meetings, over and above those scheduled to discuss specific issues or problems are necessary to enhance planning and communication.
- The Lord Mayor and the CEO should brief one another so that neither is caught off guard within other forums.

Role clarity

- The Lord Mayor and CEO need to understand and respect one another's role. A clear understanding of the different roles is crucial and should be the subject of ongoing discussion.
- There is a differential of power, which should be acknowledged. While the Lord Mayor has status and leadership capacity, the position has no direct authority in its own right. The CEO however, has direct authority through the Act.

Effective relationships

Features of a good and effective relationship between the Lord Mayor and the CEO include:

- The need to work closely together and put energy into achieving a good working relationship.
- A relationship characterised by consistency, openness and good communication.
- Each has the responsibility to keep the other informed about important and relevant issues. Open communication ensures that an understanding develops about what is important and relevant.
- An understanding that each has different roles and authorities. While the Lord Mayor is the leader of the City, this position has no specific authority while the CEO has particular authorities under various sections of the Act.
- The need for the relationship between the Lord Mayor and the CEO should aim to facilitate involvement and inclusion amongst the Elected Members and Administrations. It does not seek to concentrate power in the relationship.
- Consistent communication and regular fixed meetings.

Working relationship amongst Elected Members

All Elected Members have issues of concern and interest to them. Given the open nature of local government and the absence of political structures (which exist at the State, and Federal levels of government) Elected Members must work together to achieve satisfactory outcomes.

Acknowledging this interdependency, Elected Members' relationships should be characterised by mutual respect and an acknowledgement that, while they may not agree on all issues, they are all doing, important, and often challenging work.

At times, the nature of local government leads to conflict and how such conflict is resolved has implications for good governance. The role of the Lord Mayor, together with an appreciation of the dynamics at play should assist in facilitating good governance.

In respect of behaviour in the Council Chamber, Elected Members should model good constructive relationships and show personal respect for one another. There is no requirement to agree with every Elected Members' opinion, however, there is the need to respect those opinions and allow other Elected Members to freely express their opinions.

Elected Members need each other to achieve their individual and collective goals. Effective relationships between Elected Members assist in achieving a successful Council, a good working environment and a Council with public credibility.

Features of an effective relationship are:

- While they may have different views, Elected Members should treat each other with respect and courtesy.
- Disagreements should be expressed in ways that are not personal attacks and do not cause detriment to individual Elected Members or Council as a whole.
- Elected Members should not undermine each other, either within the local government or in public.
- Elected Members must have effective working relationship to succeed individually and collectively.

The City's Code of Conduct states City's preference for breaches of the Code in relation to values or conduct, other than an alleged breach of any law, to be referred by the CEO to an independent mediator, who will attempt to resolve the matter via a mediation process. When a matter is referred for mediation all parties are to engage in the process in good faith.

Working relationship between Elected Members, CEO and employees

It is critical to good governance to maintain an appropriate relationship between the Elected Members, the CEO and employees.

Elected Members need support to manage pressures in such a way that their constituents feel their issues or concerns are being heard but appreciate that their demands cannot always be met. Advice and support on consultation and engagement, good systems that refer complaints and queries to the relevant areas for resolution, and responsive services and processes all assist in furthering good governance.

Elected Members must have a clear understanding that the role of the CEO and employees is to implement Council's goals, policies, strategies and services and to support and advise Council.

The CEO and Elected Members must be in regular contact about issues, problems and information. As with the Lord Mayor and CEO relationship, a level of trust needs to be fostered which in turn, is based on good communication and understanding of each other's roles and functions.

Factors that contribute to a good relationship between Elected Members and the CEO and employees include:

- Goodwill.
- A clear understanding of each other's roles.
- Good communication.
- Agreed structures and protocols.
- An appreciation of legislative requirements.
- Clear delegations.

Relationship and contact between Elected Members and employees

Individual Elected Members should not seek to foster special relationships with employees for the sole purposed of seeking information that may not otherwise be available to all Elected Members. Elected Members and employees are entitled to privacy and protection from inappropriate behaviour. This includes unauthorised access to the City's administration area.

Elected Members and employees must consider the following:

- Elected members need to understand that accountable advice must go through an organisational process. Advice must be sought through the CEO, Directors or Managers (as appropriate) and Elected Members should not seek advice from other employees. The employees may may not be in command of the full facts.
- Employees are accountable, through the CEO to the whole Council. They are not accountable to individual Elected Members and are not able to take direction from individual Elected Members.

Regulation 10 of the Local Government (Rules of Conduct) Regulations 2007 state the following regarding the relationship between Elected Members and employees:

1. A person who is a Council member must not:
   a. Direct or attempt to direct a person who is a City employee to do or not do anything in the person's capacity as an employee; or
   b. Attempt to influence, by means of a threat or the promise of a reward, the conduct of a City employee in their personal capacity as City employee.
2. The point above does not apply to anything that a Council member does as part of the deliberations at a Council or Committee meeting.
3. If a person, in his or her capacity as a Council member is attending a Council meeting. Committee meeting or other organised event and members if the public are present, the person must not, either orally, in writing or any other means:
   a. Make a statement that a City employee is dishonest; or
   b. Use offensive or objectionable expressions in reference to a City employee.

Employees

The CEO is supported by the Executive Leadership Team (ELT) comprising of the City's Directors. The ELT meets on a weekly basis to ensure effective coordination of the City's operations and the implementation of Council resolutions.

ELT meetings are complemented by regular Management Leadership Team (MLT) meetings, directorate meetings and business unit meetings. These meetings are important for enabling the dissemination of information and feedback from staff, thereby promoting a whole of organisation approach for the City in the fulfilment of its functions and responsibilities.

Roles and responsibilities of employees

Good governance requires all employees to think carefully about their decisions and actions. The quality of the City's governance relies on each employee taking individual responsibility, as well as being part of a team.

In carrying out his or her duties an employee achieves good governance when they:

- Reflect the City's values.
- Identify and disclose conflicts of interest.
- Disclose gifts in accordance with the the relevant legislation and the City's procedures.
- Make decisions within the conditions of his or her delegated authority and keep a record of decisions made.
- Manage and maintain information in accordance with the City's Recordkeeping Plan.

Code of Conduct

In accordance with the Act the City has adopted a Code of Conduct outlining the standards of behaviour expected of Elected Members, Committee Members and the Administration.

Local Government (Rules of Conduct) Regulations

This provides a disciplinary framework to address individual misconduct by Elected Members. The Rules of Conduct provide a mechanism to take action against individual Elected Members where they do not comply with the Act or regulations, or they contravene particular laws applying to them.

The Rules of Conduct prescribe the following uniform rules of conduct for Elected Members in relation to:

- Standards of general behaviour.
- Use of information.
- Securing unauthorised advantages or disadvantages.
- Restricting receiving, and disclosure of certain gifts.

The regulations do not limit the provisions within the City's own Code of Conduct, however, the Rules of Conduct as specified in the regulations as well as the City's Standing Orders Local Law are enforceable and disciplinary action can be taken for any breach.

Confidentiality

The City's business involves confidential information, such as information relating to commercial matters and legal issues.

The Code of Conduct expressly states that the confidentiality of confidential information must be maintained unless determined otherwise.

Elected Members, Committee Members and the Administration must not use confidential information to gain improper advantage for themselves or another person or body in ways which are inconsistent with their obligation to act impartiality in the the public interest, or to improperly cause harm, detriment or impairment to any person, body, Council or the City.

Pillar three: Transparent decision-making

PRINCIPLES:

Access to Information:	The City ensures that, where possible, the community has access to information used to inform Council decisions.
Disclosure:	The City provides mechanisms for Elected Members and Employees to disclose information relevant to the decision making process in a timely manner, in accordance with the Act.
Transparency:	The City goes above and beyond legislation, making registers of interest available online.

Decision-making

Decision-making is the most important activity undertaken by Council. Effective and transparent decision making processes increase the likelihood of decisions being made in the best interests of the community. The City's Decision-Making Framework forms an organisational policy and all Employees are required to consider the policy when making decisions.

The City has an effective and efficient strategic planning process in place to ensure that Council decisions, strategies and projects are properly implemented.

The CEO is responsible for ensuring that Council receives quality and timely reports with the necessary information for Council to make an informed decision.

Decisions-making forums

As Council is a corporate body, it can only make decisions by resolution. A motion has to be put to a properly convened meeting and passed by the required majority in accordance with the Act and the City's Standing Orders Local Law. It is a fundamental statutory obligation and duty of an Elected Member to vote on every item of business considered at a Council Meeting.

Except where Council has granted a Committee with delegated authority, there are no other circumstances in which Council can make a decision or pass a resolution.

The decisions made by Council at Council Meetings provide the direction and authority for the ongoing operation of the City and provide direction to the CEO to act and implement the decisions of Council.

Ordinary Council meetings

Council meetings are held at 6pm, in the Council Chamber, on the final Tuesday of each month, except in January when Council observes a meeting recess and December when Council meets on the third Tuesday of the month.

Council meetings are formal meetings of Council as defined under the Act and must be open to the public except for certain circumstances whereby the Council meeting may be closed to the public to discuss confidential information, in accordance with section 5.23(2) of the Act. To promote transparency and accountability required for good governance, these provisions are applied as infrequently as possible.

Good decision making at a Council meeting is enhanced when the meeting is conducted in accordance with the City's Standing Orders Local Law. This requires a clear, detailed and informative agenda, good chairing, facilitation and adherence to statutory requirements. Council demonstrates a strong commitment to the principle of Council meetings being open to the public so that the public can be fully informed and, where appropriate, involved in the decisions and affairs of the Council.

A member of the public may request to present a deputation to the Elected Members relating to an item on the Council meeting agenda. Members of the public can also ask questions, provided the question relates to the business of the City. Where possible, the question will be answered at the Council meeting, however, questions may be taken on notice to allow the Administration to prepare a thorough response.

Elected Members, the CEO and Directors attend all Council meetings, while other employees attend as required.

Council meeting agendas and minutes

Council meeting agendas are made publicly available on the City's website on the Thursday prior to the meeting. A hard copy is available for viewing at the City's library and Council House. Hard copies of the agenda are also available for members of the public who attend Council meetings.

Minutes of an Ordinary Council meeting are submitted to the next Ordinary Council meeting for confirmation. The Act prescribes that the City must ensure that the unconfirmed minutes of each Council meeting are available for inspection by members of the public within 10 working days after the meeting, however, the City strives to make the minutes of Council meetings public as soon as practicable following the meeting.

Special Council meetings

Special Council meetings can be held outside of Council's usual Council meeting cycle should there be an operational need for a decision of Council to be made.

Agendas for Special Council meeting are published as soon as practicable before the start of the meeting. Minutes are submitted to the next Ordinary Council meeting for confirmation and made publicly available within 10 working days of the meeting.

Agenda briefing sessions

Agenda briefing sessions (Sessions) are held at 4pm in the Council Chamber, on the Tuesday preceding each Ordinary Council meeting. The purpose of the Sessions is for Elected Members to ask questions and obtain additional information in respect to items on the Ordinary Council meeting agenda. No decisions are made at the Sessions.

The Sessions are open the public, except for confidential matters in accordance with section 5.23 of the Act. Members of the public can make presentations on items on the Session's agenda. Minutes of the Sessions are published on the Friday following the meeting.

Elected Members briefing sessions

Elected Members briefing sessions are held when required, for the purpose of allowing the Administration to update Elected Members on City projects. No decisions are made at Elected Member briefing sessions.

Committee meetings

Council has three Committees:

Audit and Risk Committee

Council established an Audit and Risk Committee in accordance with section 7.1A of the Act. The Committee's important role is outlined in the Committee's Term of Reference. A key responsibility includes monitoring and advising the CEO in reviews conducted into financial management systems, audit systems and procedures.

The Committee meets at least quarterly and meetings are open to members of the public except for certain circumstances whereby the meeting may be closed to the public to discuss confidential information, in accordance with section 5.23 of the Act. The Committee consists of three Elected Members and an independent member. The presence of an independent member enhances the decision making process of the Committee, as well as promoting the independence and objectivity of internal and external audits. The Committee has delegated authority to meet with the City's external auditor at least once per year.

Chief Executive Performance Review Committee

As required in section 5.38 of the Act the performance of the Chief Executive Officer is reviewed annually. All Elected Members are members of the Committee to enable them to have the opportunity to participate in the performance review and shape the key performance indicators of the CEO. The Committee meets as required and is closed to the public.

Design Advisory Committee

Clause 66A of the Supplemental Provisions to the Deemed Provisions (Schedule A of the City Planning Scheme No. 2) requires the establishment of a Design Advisory Committee (DAC). This committee provides independent technical advice and recommendations to Council in respect to development applications requesting bonus plot ratio and design issues on other development applications referred to DAC for consideration. DAC memberships consists of the Director of Planning and Development and external members, appointed by Council, who are experts in planning and architecture. The DAC meetings are held every four weeks, except in January, on Thursday at 10am. DAC meetings are closed to the public.

Local Development Assessment Panel

The Local Development Assessment Panel (LDAP) is the decision making body that determines certain types, class or value of planning applications. The LDAP consists of three specialist independent members and two Elected Members nominated by the City and approved by the Minister for Planning.

LDAPs are managed by the State Government's Department of Planning, with assistance provided by the City. LDAPs have their own meeting procedures and a Code of Conduct to

which all members are expected to abide by. Only the LDAP presiding member is permitted to speak on decisions or LDAP matters.

The City's Development Approvals Unit provides technical reports to the Department of Planning, who refer the report and any other pertinent information to the LDAP.

The LDAP is unique as it consists of one local government only, the City of Perth. This is due to the City being deemed a high-growth local government with enough development to support its own Development Assessment Panel.

Agendas and minutes

Agendas are comprised of reports prepared by the Administration. Each report is structured to include: the role Council is being asked to fulfil; the relevant legislation, Strategic Community Plan strategic priority, and the relevant Council policy; the purpose and background; details; stakeholder engagement; financial implications; officer comments; and recommendation/s to Council. All reports contain the professional advice and recommendations of the Administration. The decision to resolve to adopt, amend, reject or defer an officer's recommendation is made by Council.

Minutes contain details of the decisions made at meetings, meeting attendance and any declarations of interest made at the meeting.

Interests

It is a fundamental statutory obligation and duty of an Elected Member to vote on every item of business considered at a Council meeting. However, Elected Members must be mindful of interests they may have in matters before Council, as the Act contains specific requirements in respect to declaring interests and whether an Elected Member can participate in deliberations and vote.

In accordance with section 5.60 of the Act, an Elected Member will have an interest in a matter if they or a person to whom they are closely

associated has a direct financial, indirect financial interest or a proximity interest in the matter. The Act defines a closely associated person in section 5.62 and includes but is not limited to:

- The employer of the Elected Members.
- A body corporate where the Elected Member is a director, secretary or executive officer.
- The spouse, de facto partner or child of the Elected Members.

In accordance with section 5.65 of the Act, Elected Members must disclose such interests. In the event of a conflict of interest, or where a potential conflict of interest may arise, involved Elected Members will, unless Council resolves otherwise, pursuant to section 5.68 of the Act, withdraw from deliberations in accordance with the requirements of the Act.

Employees are also required to consider section 5.60 of the Act in relation to any interest they may have in reports to Council and their role in drafting reports, providing advice and making recommendations in respect to the Council decision-making process. This process is outlined in Procedure 'PR1185 Disclosures of Interest Relating to Advice or Reports'. Employees must also consider section 5.60 when making decisions under delegated authority, undertaking their duties as a City Employee and when attending Council and Committee meetings

Employees are required to disclose interests and in the event of a conflict of interest or where a conflict of interest may arise, involved employees must remove themselves from the decision-making process.

Employees involved in the recruitment process must consider circumstances where they have, or where there is the potential for, a conflict of interest in respect of the recruitment process and must disclose interests.

Financial interests – direct and indirect

A person has a financial interest when he or she may, or has the potential to, receive a financial gain, loss, benefit or detriment from a decision of Council or of an employee with delegated authority, in accordance with the City's Delegated Authority Register. The interest may be direct or indirect as set out in the Act and described below.

In accordance with section 5.60A of the Act, a person has a financial interest in a matter if it is reasonable to expect that the matter will, if dealt with by the City (by an Elected Member, a Committee Member or an employee), result in financial gain, loss, benefit of detriment to that person.

In accordance with section 5.61 of the Act, a person will have an indirect financial interest in a matter where there is a financial relationship between that person and another person who required a decision of the local government in relation to that matter.

Proximity interest

A person has a proximity interest in a matter if they have an estate or interest in land that adjoins land which is subject to a specific planning decision of Council or of an employee with delegated authority in accordance with the City's Delegated Authority Register.

In accordance with section 5.60B of the Act, a person has a proximity interest in a matter if the matter concerns a proposed:

- Change to a planning scheme affecting land that adjoin the person's land.
- Change to the zoning or use of land that adjoin the person's land.
- Development of land that adjoins the person's land.

Impartiality interests

An Elected Member or employee who has an interest that could or could reasonably be perceived to adversely affect their impartiality in undertaking their duties must disclose such an interest. Such interests include, but are not limited to, circumstances relating to relationships (kinship and friendship) or membership of associations.

In accordance with Regulation 11 of the Local Government (Rules of Conduct) Regulations 2007, Elected Members must disclose an impartiality interest either in writing to the CEO before the Council or Committee Meeting, or immediately before the item is discussed at a Council or Committee Meeting. It is important to note that the disclosure of an impartiality interest does not affect the ability of Elected Members to discuss or vote on the matter.

In accordance with Regulation 34C of the Local Government (Administration) Regulations 1996, the City has a Code of Conduct that requires employees to disclose an impartiality interest either in writing to the CEO before the Council or Committee meeting, or immediately before the item is discussed at a Council or Committee meeting where the person:

- Is attending the Council or Committee meeting; or
- Has or will give advice in respect of any matter to be discussed at a Council or Committee meeting.

In addition, employees must also disclose any interest that could or could reasonably be perceived to adversely affect their impartially when undertaking their duties and making decisions under delegated authority.

Qualified privilege

Elected Members have qualified privilege. This means that they cannot be sued for defamation for what they have said at Council or Committee meetings provided what they say is in 'good faith' or without malice.

Malice exists (and will lead to the Elected Member being vulnerable to a defamation action) if what is said is:

- Irrelevant to the issue being debated or discussed.
- Said with the knowledge that it is untrue.
- In circumstances where there has been recklessness as to whether it is true.

Outside Council or Committee meetings, qualified privilege may still provide basic protection as long as the Elected Member is discussing a matter that is considered to be related to the business of the City.

Qualified privileged may also protect Elected Members when making comments to the media or to public gatherings, however, their protection may be lost if malice exists.

Gifts

Elected Members and the Administration must not seek gifts including for themselves or for an other person or body as a result of their employment with, or appointment to a Committee or, the City.

If any gift is accepted a disclosure must be promptly made and noted in the appropriate register.

Registers

Registers are a critical component to demonstrate transparency in the way the City conducts its affairs. As part of its commitment to being a leader in the areas of transparency, disclosure and public accountability the City has placed a number of its registers online for public viewing. The online registers include:

- Elected Members and employee gift registers.
- Elected Members and employee travel contribution registers.
- Declared interests register.
- Elected Members and employee interstate and international travel register.
- Elected Members meeting attendance registers.

Access information

Members of the public can access certain information held by the City in accordance with section 5.94 of Act. Members of the public can also request access to information in accordance with the *Freedom of Information Act 1992*.

Freedom of Information (FOI) gives members of the public the right to access the City's documents such as memorandums, emails and letters, subject to some limitations. The City's FOI Information Statement, available on the City's website, details the documents available for public viewing, the types of documents the City holds and the FOI application process. All documents created by the Administration and Elected Members can be subject to a FOI request.

Statement of Business Ethics

The Statement of Business Ethics (SBE) provides guidance on the City's ethical standards and expectations, that all employees (including contractors), Elected Members, committee members, contractors and goods and services suppliers as well as any potential leasees, tenants and applications for Expression of Interest (EOI), must adhere to.

It outlines the City's key business principles, practical guidelines, links to legislation and policy documents as well as contact information. Compliance with the SBE is important as it provides all sectors of the community that undertake business with the City to be treated fair and ethically. Non-compliance could lead to negative consequences such as termination of contracts, loss of future work with the City as well as a negative impact on business reputations.

Reporting misconduct

The City is committed to the aims and objectives of the Public Interest Disclosure Act 2003 and does not tolerate corrupt or improper conduct. This includes mismanagement of public resources. The City recognises the value and importance of contributions of employees to enhance administrative and management practices and strongly supports disclosures being made on corrupt and improper conduct.

The City has a number of Public Interest Disclosure Officers, located at the Depot, Library and Council House. Employees and others wishing to report misconduct are encouraged to contact a Public Interest Disclosure Officer. The City has created a Public Interest Disclosure Manual, available on the City' website, to assist persons wishing to make a disclosure.

Pillar four: Accountability and performance monitoring

PRINCIPLES:

Compliance Management:	The City is committed meeting its compliance obligations.
Risk Management:	The City has sound risk management practices and procedures that are integrated into its strategic and operational processes and day to day business practices.
Corporate Performance:	The City proactively reports on its performance towards the achievement of the City's corporate objectives.

Financial management, planning and principles

Council is ultimately responsible for the financial management of the City. Good financial governance requires both Council and the Administration to understand and undertake their roles.

Council has endorsed a Long Term Financial Plan that has been developed by the Administration and aligned to the Strategic Community Plan. The Long Term Financial Plan outlines the City's priorities in accordance with financial resources and ensures the financial sustainability of the City.

In developing the Long Term Financial Plan, Council adhered to the following principles:

- Prudent management of financial risks relating to debt, assets and liabilities.
- Provision of reasonable stability in the level or rate burden.
- Consideration of the financial effect of Council decisions on future generations.
- Provisions of accurate and timely disclosure of strategic financial information.
- New revenue sources to be identified where possible.

Council is to ensure that it receives sufficient reports and other information to adequately monitor its performance, resource allocation, expenditure and activities, and the efficiency and effectiveness of its service delivery.

The City has established robust and transparent financial management practices which are compliant with the requirements of the Act, the Local Government (Financial Management) Regulations 1996 and applicable accounting principles and standards. These management practices are maintained to meet the City's accountability to its stakeholders, particularly in terms of stewardship of community assets both now and into the future.

Council has also established an Audit and Risk Committee to oversee and advise Council on matters of accountability, audit, internal control and risk.

The City's Long Term Financial Plan and the City's Audit and Risk Committee terms of reference are available on the City's website.

Annual budget

In accordance with the Act, Council sets and adopts the annual budget which is prepared by the Administration. The annual budget represents annual articulation of the Long Term Financial Plan, the determination of Council priorities and the allocation of resources to deliver these priorities.

Financial reporting

Financial reporting forms the basis of accountable financial management and is required by the Act. Financial reporting is undertaken by the City through the Annual Report and monthly financial reports.

The Annual Report provides information about the City's activities, income and expenditure. In accordance with the Act, the City is required to develop an Annual Report each financial year that is adopted by Council. The Annual Report is a key organisational document which details:

- Information relating to the achievements of the City.
- Financial information and statements.
- Key projects commenced or achieved.

The Annual Report is received by the Community at the Annual General Meeting of Electors.

Role of the Administration

The CEO is accountable to Council for the financial performance of the City and must ensure that certain systems and processes are in place including, but not limited to:

- Appropriate financial systems, plans, strategies and protocols.
- Adequate resources to support the financial systems, plans, strategies and protocols; suitable internal review mechanisms.
- An organisational culture in which responsibility and accountability are clearly delineated and understood.

Risk management

The City's vision for risk management is for all decision-makers to be fully informed of risks, and that risks are effectively managed in the achievement of the City's strategic and operational objectives. Risk management benefits the City, rate payers and stakeholders by enabling new ideas to be explored and potential risks to be managed to minimise unacceptable impacts.

The City is responsible for providing a wide and diverse range of services to its residents and visitors. It is acknowledged that these activities involve some form of risk, which must be managed to ensure that aims and objectives are achieved, services are delivered and the opportunities to deliver better and more cost-effective services are realised. If the City is not aware of, or has not adequately addressed some risks, it could result in financial loss, threats to public or employee safety or lead to substantial adverse publicity.

The City is committed to continually improving its operational efficiency and finding innovative ways of delivering services to residents, ratepayers, businesses and visitors without compromising service quality or elevating risks above a level that the City is willing to accept.

Risk management plays a critical role in helping the City understand the impacts and manage the risks associated with these priorities. It helps the City determine an appropriate control environment and balance strategies to address risk so that resources are used efficiently and effectively. It involves making decisions and establishing governance systems that embed and support effective risk processes, as well as building an organisational culture that supports alertness, openness and responsiveness to change.

The City has established a Risk Management Framework which outlines the key principles showing how risk management is embedded

at all levels. These include customer service, development approvals, events, government and commercial partnerships and service to ratepayers of, and visitors to the city. The Risk Management Framework outlines how the City ensures that risk is managed effectively and appropriately. The City has also adopted a Risk Management Policy. Together, these documents outline the key features of risk management and the benefits and importance to the City.

Monitoring and maintaining good governance at the City of Perth

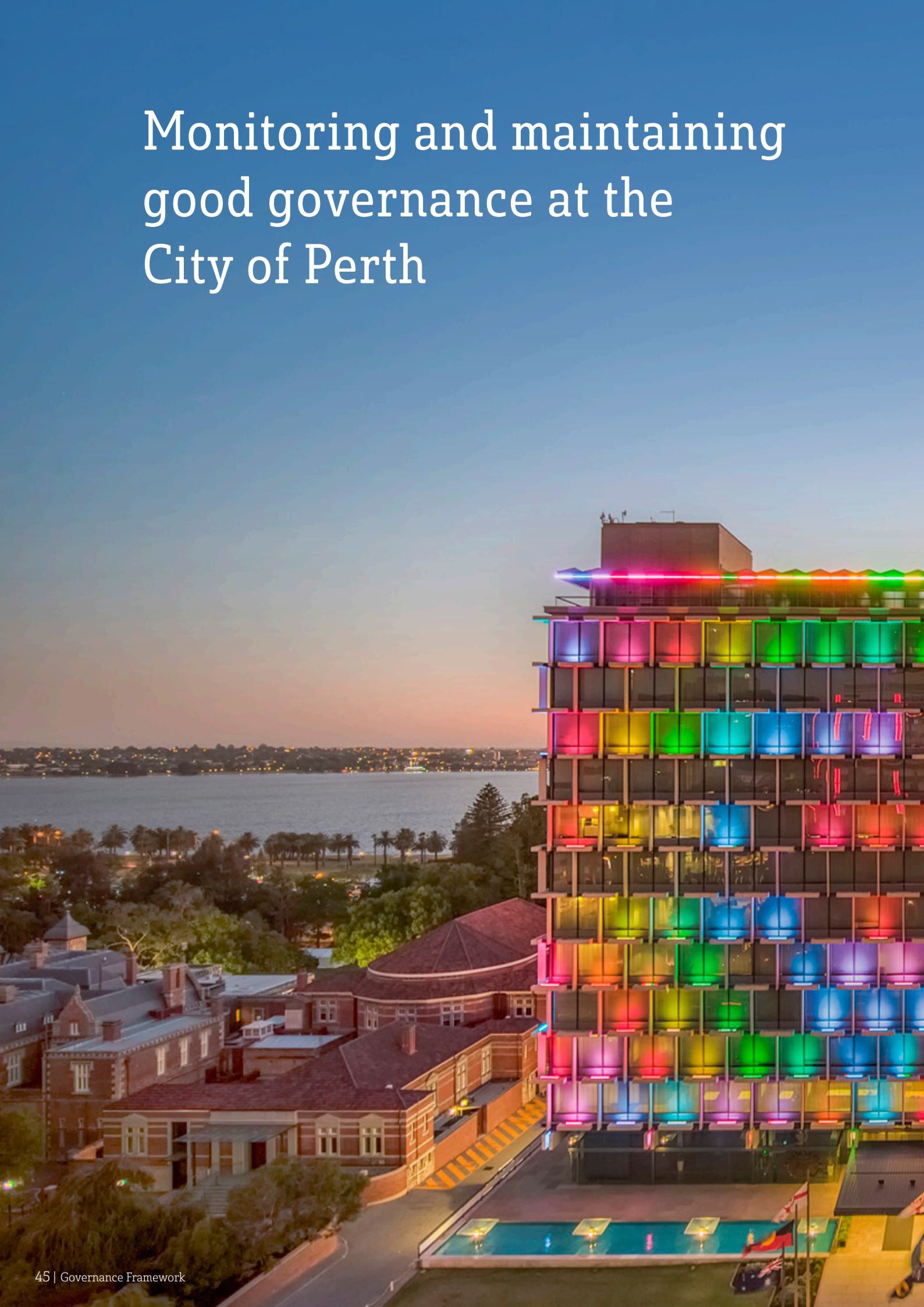

To support the City's goal of becoming a sector leader in governance and transparency, the City will monitor, report on and review the key tools identified to achieve and maintain the principles and pillars of good governance.

Each identified tool will be monitored using a traffic light rating system. Tools that are up to date will be coloured green. Tools that are due for review will be coloured amber and tools that are coloured red are either overdue for review or have not been developed and implemented at the City. Each quarter the Governance Unit will undertake an assessment of each tool and report the findings to the ELT.

To ensure the framework is constantly tested and adapted to meet changing circumstances, annual reviews of the framework will be conducted by the Governance Unit in consultation with MLT and ELT. Reviews will also be undertaken following the enactment and amendment of legislation affecting the City.

The City is focused on building and sustaining its framework and detecting signs of poor governance to ensure problems are identified and addressed before they escalate into serious performance issues.

Appendix

16.2 Review of Council Policy – 9.3 Management of Investments

Responsible Officer	Michael Kent, Project Director Strategic Finance (CFO)
Voting Requirement	Absolute Majority
Attachments	Attachment 16.2A - Draft Management of Investments Policy Attachment 16.2B - Current Management of Investments Policy Attachment 16.2C – Discussion Paper – Council Policy 9.3 Management of Investments

Purpose

This reports presents an updated policy on Management of Investments which reflects contemporary best practice and addresses a number of identified deficiencies in the City's existing policy.

Recommendation from the Policy Committee

That Council:

1. REVOKES Council Policy 9.3 - Management of Investments (Attachment 16.2A)

2. ADOPTS Council Policy 2.1 - Management of Investments (Attachment 16.2B)

Background

1. All local governments have a legislative obligation under the Local Government Act (1995) - Section 6.14 and the Local Government (Financial Management) Regulations, Reg 19 & 19C; to have Council approved policies that ensure the responsible and prudent management of the City's invested funds.

2. The City of Perth has had such a policy in place since 1998, but notwithstanding bi-annual reviews up to 2015, the policy has only been subjected to cosmetic changes at review time and has not been comprehensively reviewed since 2015. There was a current outstanding internal audit action (due 31 October 2020) requiring a review of this policy.

3. As part of the Financial Systems & Process Transformation Project, the Chief Financial Officer has overseen a comprehensive review of this policy, including benchmarking the City's policy against our local government peers.

4. Accordingly, the minor policy amendments previously agreed in August 2020 between the former acting manager finance and the City's internal auditors have been put aside - and have been replaced with a rigorously revised, contemporary policy that reflects industry best practice.

5. The revised policy incorporates a number of contemporary elements previously missing from the City's policy and it demonstrates a greater responsibility for the prudent management of the financial resources entrusted to us by the community.

6. The review of the policy was completed in line with the 31 October 2020 deadline, but was subsequently placed in a holding-over status pending the initiation of the newly formed Policy Review Committee.

7. The leadership team believes that a more contemporary investment policy will provide greater accountability and transparency in the way the City manages its investments as well as properly addressing any perceived or actual conflicts of interest.

Discussion

8. In reviewing the policy, the City has examined the investment policies of peer local governments including the Cities of Joondalup, Melville, Gosnells, Canning, Cockburn and Bayswater.

9. The revised policy put forward for Council adoption is consistent with the principles, ethical and integrity requirements, and areas of accountability embraced by our peers in developing their investment policies. Peer policies are all based on a previously issued Guidance Note from the Department of Local Government following the fallout of the Global Financial Crisis and Grange Securities collapse which exposed a number of local governments to substantial monetary losses on Collateral Debt Obligations (CDO).

10. The proposed City of Perth policy is presented in a more logical and understandable format and now embraces the following aspects (that previous policies were either silent on or they were not clearly articulated in the previous policy):
    j. Greater clarity around the City's investment objectives
    k. Conflicts of interest
    l. Prohibited investments
    m. Risk profile and objectives

11. The new policy clearly articulates its intent, objectives, applicability, principles, risk appetite and reporting / accountability obligations. It provides clear and unequivocable guidance to City officers responsible for investing funds.

12. The revised policy also provides greater clarity, direction and internal control in relation to the treatment of investment risks and potential conflicts of interest and should ensure responsible, prudent and fully accountable management of City investments.

Stakeholder Engagement

13. In determining the narrative and control thresholds for the revised Investment Policy, extensive review of contemporary peer local government's policy was undertaken. The proposed policy was also independently peer reviewed by City's Internal Audit & Risk Manager.

Decision Implications

14. If Council choses to support the officer recommendation and policy (as presented); it can be confident that its investment policy reflects contemporary best practice. Should the revised policy not be supported, there could be an absence of clear guidance on matters such as investment objectives, conflicts of interest and the city's risk profile and objectives - potentially leading to sub-optimal decisions.

Strategic, Legal and Policy Implications

Strategic	
Strategic Community Plan Aspiration:	Performance A city led by a Council and supported by an administration that is committed to sound strategy and governance, excellence in customer service an effective and sincere engagement with all stakeholders.
Strategic Community Plan Objective:	Objective 5.5

	A financial business model underpinned by a culture of cost management, best value and strategic financial analysis that is subject to ongoing oversight, transparency and accountability.
Issue Specific Strategies and Plans:	Not Applicable

Legal and Policy	
Legislation:	• *Local Government Act 1995* - Section 6.14 • *The Trustees Act 1962* - Part III Investments • *Local Government (Financial Management) Regulation 1996* - Regulation 19 and Regulation 19C • Australian Accounting Standards.
Legal advice:	Not Applicable
Policy	Not Applicable

Relevant Documents

Not applicable

Further information

15. At the Policy Committee meeting of 18 January, Elected Member feedback resulted in a modification to the policy scope statement to make it more succinct.

16. Several minor editorial changes were made to ensure that the policy name is consistently used throughout the document, modifying terminology in relation to guidelines versus frameworks and re-ordering the content of Policy Clause 11.

City of Perth

Council Policy Manual

CP9.3 Management of Investments

POLICY OBJECTIVE

The objective of this policy is to provide a framework for the investment of the City's excess funds. While exercising the power to invest, consideration will be given to the following:

(a) Preservation of capital: Investment management is to be undertaken in a manner that seeks to ensure security and safeguarding the investment portfolio. This includes managing credit and interest rate risk where applicable within identified threshold and parameters.

(b) Liquidity: There is to be sufficient liquidity to meet all reasonably anticipated cash flow requirements as and when they fall due without incurring significant costs due to the unanticipated sale of an investment.

(c) Investment Return: Investments are expected to achieve a market average rate of return taking into account the City's risk tolerance.

TABLE OF CONTENTS

Contents

1 Legislative Requirements 2

2 Prudent Person Standard 2

3 Approved Investments 2

4 Risk Management Guidelines 3

(d) Overall Portfolio Limits 3

(b) Institution Credit Framework 4

(c) Term to Maturity Framework 4

5 Investment Advisor 4

6 Benchmarking 5

7 Reporting and Review 5

CP9.3 Management of Investments

Appendix 1 6

Standard & Poor's Ratings Description 6

The issue rating definitions are expressed in terms of default risk. 6

A-1 6

A-2 6

A-3 6

Unrated 7

Long-Term Ratings are: 7

AAA 7

POLICY STATEMENT

1 Legislative Requirements

All investments are to comply with the following:

- *Local Government Act 1995* – Section 6.14;
- The *Trustees Act 1962* – Part III Investments;
- *Local Government (Financial Management) Regulation 1996* – Regulation 19 and Regulation 19C
- Australian Accounting Standards

2 Prudent Person Standard

Investment will be managed with the care, diligence and skill that a prudent person will exercise. Officers are to manage the investment portfolios to safeguard the portfolios in accordance with the spirit of this Investment Policy, and not for speculative purposes.

3 Approved Investments

Investments are limited to:

CP9.3 Management of Investments

- Interest Bearing term deposits with Authorised Deposit Taking Institutions (ADIs – Australian banks, building societies and credit unions) for a term not exceeding 12 months.

- Interest Bearing deposits with the Western Australian Treasury Corporation (WATC) for a term not exceeding 12 months.

- Bonds guaranteed by the Commonwealth Government or State or Territory for a term not exceeding 3 years.

Investments held as at the 4th April 2012 (the date of the revised Local Government (Financial Management) Amendment Regulations 2012) that complied with the prevailing Legislation prior to that date are eligible to be held until maturity.

4 Risk Management Guidelines

Investments obtained are to comply with three key criteria relating to:

(a) Portfolio Credit Framework: limit overall credit exposure of the portfolio.
(b) Counterparty Credit Framework: limit exposure to individual ADIs and government.
(c) Term to Maturity Framework: limits based upon maturity of investments.
(d) Overall Portfolio Limits

Global Credit Framework

The portfolio credit guidelines to be adopted will be based on the Standard and Poors (S&P) ratings system criteria for each institution. A description of each rating category is included in Appendix 1.

S&P* Long Term Rating Category Applicable for Government Bonds Only Investments	S&P* Short Term Rating Category Applicable for ADI and WATC Only Investments	Overall Portfolio Maximum Limit
AAA/AA	A-1	100%
	A-2	60%
	A-3 to Unrated ADI	10%

* or Moody's / Fitch equivalents

CP9.3 Management of Investments

(b) Institution Credit Framework

Exposure to an individual ADI or government will be restricted by their credit rating so that single entity exposure is limited, as detailed in the table below:

S&P* Long Term Rating Category Applicable for Government Bonds Only Investments	S&P* Short Term Rating Category Applicable for ADI and WATC Only Investments	Overall Portfolio Maximum Limit
AAA/AA	A-1	45%
	A-2	40%
	A-3 to Unrated ADI	10%

* or Moody's/Fitch equivalents

If any of the City's investments are downgraded such that they no longer fall within the investment policy category limits, they will be divested as soon as practicable.

(c) Term to Maturity Framework

The investment portfolio is to be invested within the following maturity constraints:

Overall Portfolio Term to Maturity		
Portfolio <1 year	Min 30%	Max 100%
>1 year ≤ 3 years	Min 0%	Max 70%

5 Investment Advisor

The City's investment advisor must be licensed by the Australian Securities and Investment Commission. The advisor must be an independent person who has no actual or potential conflict of interest in relation to investment products being recommended and is free to recommend the most appropriate product within the terms and conditions of the investment policy.

The investment return for the portfolio is to be regularly reviewed by the investment advisor by assessing the market value of the portfolio. The market value is to be assessed at least monthly to coincide with monthly reporting.

CP9.3 Management of Investments

The investment advisor should meet with the responsible staff and review the City's investment portfolio not less than every six months.

6 Benchmarking

The performance of the investment portfolio shall be measured against the UBS Warburg 90 Day Bank Bill Index and/or the Cash Rate.

7 Reporting and Review

A monthly report will be provided to the Finance and Budget Committee in support of the monthly statement of activity. The report will detail the investment portfolio in terms of performance, percentage exposure of total portfolio, maturity date and changes in market value.

Documentary evidence must be held for each investment and details thereof maintained in an Investment Register.

Certificates must be obtained from the financial institutions confirming the amounts of investments held on the City's behalf as at 30 June each year and reconciled to the Investment Register.

This Investment Policy will be reviewed at least once a year or as required in the event of legislative changes. Where, as result of amendment to legislation or the ability arises to invest to the advantage of the City contrary to the provisions of this policy, the Chief Executive Officer may, in accordance with Delegated Authority as detailed in the City's Delegated Authority Register, initiate such variations as deemed necessary subject to the submission of a report to the Council advising of the changes implemented to the next ordinary Council meeting.

CP9.3 Management of Investments

Appendix 1

Standard & Poor's Ratings Description

Credit Ratings

Standard & Poor's (S&P) is a professional organisation that provides analytical services. An S&P rating is an opinion of the general creditworthiness of an obligor with respect to particular debt security or other financial obligation — based on relevant risk factors.

Credit ratings are based, in varying degrees, on the following considerations:

- Likelihood of payment.
- Nature and provisions of the obligation.
- Protection afforded by, and relative position of, the obligation in the event of bankruptcy, reorganisation or other laws affecting creditors' rights.

  The issue rating definitions are expressed in terms of default risk.

Short-Term Obligation Ratings are:

A-1

This is the highest short-term category used by S&P. The obligor's capacity to meet its financial commitment on the obligation is strong. Within this category, certain obligations are designated with a plus sign (+). This indicates that the obligor's capacity to meet its financial commitment on these obligations is extremely strong.

A-2

A short-term obligation rated A-2 is somewhat more susceptible to the adverse effects of changes in circumstances and economic conditions than obligations in higher rating categories. However, the obligor's capacity to meet its financial commitment on the obligation is satisfactory.

A-3

A short-term obligation rated A-3 exhibits adequate protection parameters. However, adverse economic conditions or changing circumstances are more likely to lead to a weakened capacity of the obligor to meet its financial commitment on the obligation.

CP9.3 Management of Investments

Unrated

Are not rated by S&P however the City's Investment Policy does allow limited investment in those ADIs that are supervised by the Australian Prudential Regulatory Authority (APRA).

Long-Term Ratings are:

AAA

An obligation/obligor rated AAA has the highest rating assigned by S&P. The obligor's capacity to meet its financial commitment on the obligation is extremely strong.

AA

An obligation/obligor rated AA differs from the highest rated obligations only in a small degree. The obligor's capacity to meet its financial commitment on the obligations is very strong.

Plus (+) or Minus (-): The ratings from "AA" to "CCC" may be modified by the addition of a plus or minus sign to show relative standing within the major rating categories.

CreditWatch highlights an emerging situation, which may materially affect the profile of a rated corporation and can be designed as positive, developing or negative. Following a full review the rating may either be affirmed or changed in the direction indicated.

A Rating **Outlook** assesses the potential direction of an issuer's long-term debt rating over the intermediate-to-long term. In determining a Rating Outlook, consideration is given to possible changes in the economic and/or fundamental business conditions. An outlook is not necessarily precursor of a ratings change or future CreditWatch action. A "Rating Outlook – Positive" indicates that rating may be raised. "Negative" means a rating may be lowered. "Stable" indicates that ratings are not likely to change. "Developing" means ratings may be raised or lowered.

CP9.3 Management of Investments

Document Control Box							
Document Responsibilities:							
Custodian:	Manager Finance		**Custodian Unit:**	Finance			
Decision Maker:							
Compliance Requirements:							
Legislation:	*Local Government Act 1995* – Section 6.14; *Trustees Act 1962* – Part III Investments; *Local Government (Financial Management) Regulation 1996* – Regulation 19 and Regulation 19C						
Industry:	Australian Accounting Standards						
Organisational:	PR0894, PR0407						
Document Management:							
Risk Rating:	Medium	**Review Frequency**:	Two years	**Next Due:**	2015	**TRIM Ref:**	**75522/04**

Version #	Decision Reference:	Synopsis:
1.	08/03	Previous Policy No. CS22
2.	28/04/98 (353/98)	
3.	26/08/03 (614/03)	
4.	31/05/05 (363/05)	
5.	18/12/07 (800/07)	
6.	22/04/08 (233/08)	
7.	08/11/11 (682/11)	
8.	05/06/12 (248/12)	
9.	25/06/13 (319/13)	

City of Perth

CP2.1 Management of Investments

Policy Objective

The objective of this policy is to provide guidance on the investment of City funds that are excess to immediate cash flow needs. Due consideration is to be given to legislative requirements and the risk and return available to the City whilst ensuring that operational liquidity requirements are met.

Policy Scope

This policy applies to officers with delegated authority to invest City funds and to any authorised investment advisor acting on behalf of the City.

Policy Statement

The City's investment objectives will be met through the investment of the City's funds in a manner that ensures proper authorisation, manages risk within levels considered prudent for public monies and ensures that funds are available as and when required. This policy is to ensure that perceived or potential conflicts of interest for the City's officers, investment advisers and fund managers or the sellers or promoters of investment products, are carefully managed.

1 Investment Objectives

- Preservation of the real value of capital is the principal objective of the investment policy. Investments are to be placed in a manner that seeks to ensure security and safeguarding of the funds in the investment portfolio. This includes managing credit and interest rate risk within the identified thresholds and parameters.
- The investment portfolio will ensure there is sufficient liquidity to meet all reasonably foreseeable cash flow requirements, as and when they fall due, without incurring significant costs due to the unanticipated sale of an investment.
- The investment portfolio is expected to achieve a predetermined market average rate of return that reflects Council's risk tolerance as defined in Clause 9 of this policy.
- To achieve a high level of security for the overall portfolio by investing in investment products that have achieved high credit ratings using recognised rating criteria as detailed in Clause 11 of this policy.
- To maintain an adequate level of diversification across allowable Authorised Deposit-Taking institutions.
- To ensure that before investments are made, they are appropriately authorised.
- To appropriately manage any actual or potential conflicts of interest that may arise from the actions of investment advisers, managers and the promoters of investment products.

2 Legislative Requirements

All investments are to comply with the following:

- *Local Government Act 1995* - Section 6.14
- *The Trustees Act 1962* - Part III Investments
- *Local Government (Financial Management) Regulation 1996* - Regulation 19 and Regulation 19C
- Australian Accounting Standards.

3 Delegation of Authority for Authorisation of Investments

This policy applies to officers with delegated authority to invest City funds and to any authorised investment advisor acting on behalf of the City.

Authority for implementation of the Management of Investments Policy is delegated by the Council to the Chief Executive Officer (CEO) in accordance with the Local Government Act 1995.

Investments that meet the requirements of this policy may be authorised by the delegated authorised signatories of the City. At no time, shall officers, investment managers or advisers commit to an investment unless so authorised.

No investments that fall outside the parameters of this policy are to be authorised by City officers.

4 Prudent Person Standard

Investment will be managed with the care, diligence and skill that a prudent person will exercise. Officers are to manage the investment portfolios to safeguard the portfolios in accordance with the spirit of this policy, and not for speculative purposes.

5 Ethics & Conflicts

Officers shall refrain from personal activities that would conflict with the proper execution and management of the City's investment portfolio. This Policy and the City of Perth Code of conduct require officers to disclose any actual or perceived conflict of interest to the CEO.

6 Authorised Investments

Investments shall be only made with institutions that meet this Policy's guidelines including those relating to diversification, credit risk and liquidity.

7 Approved Investments

Investments are limited (in accordance with Regulation 19C of the *Local Government (Financial Management) Regulations 1996),* to Australian currency denominated:

- Interest Bearing term deposits with Authorised Deposit Taking Institutions (ADIs – Australian banks, building societies & credit unions) for a term not exceeding 3 years.
- Interest Bearing deposits with the Western Australian Treasury Corporation (WATC) for a term not exceeding 3 years.
- Bonds guaranteed by the Commonwealth Government or State or Territory for a term not exceeding 3 years.

Investments held at 4 April 2012 that complied with the prevailing Legislation prior to that date are eligible to be held to maturity.

In accordance with Clause 44 (Local Government Act 1995, Transitional provisions, Provisions for the Local Government Amendment Act 2012, Schedule 9.3, Division 2) was inserted on 4 April 2012 to allow local governments to continue to hold any existing investments made prior to insertion of abovementioned regulation 19C under grandfathering arrangements but it does not allow reinvestment in these existing investments).

8 Prohibited Investments

This policy prohibits any investment carried out for speculative purposes including:

- Derivative based instruments
- Principal only investments or securities that provide potentially nil or negative cash flow
- Stand-alone securities issued that have underlying futures, options, forwards contracts and swaps of any kind. (Note this includes Collateral Debt Obligations)

This policy also prohibits the use of leveraging (borrowing to invest) for a monetary investment.

9 Risk Profile & Objectives

Whilst the investments made in accordance with the Local Government Act 1995, the Local Government (Financial Management) Regulations 1996 and part III of the Trustees Act 1962, are inherently low risk, when exercising the power of investment, the following principles are also to be given due consideration:

- The purpose of the investment, and its needs together with the circumstances

- The nature of and the risk associated with the different investments
- The need to maintain the real value of capital and income
- The risk of capital loss or income loss
- The likely income return and the timing of that return
- The liquidity and marketability of the proposed investment during and at the termination of the proposed investment term
- The aggregate value of the investment
- The costs (including commissions, fees, charges and duties payable) of making the proposed investment.

The objectives for each investment and the immediacy of the demand for the funds depends on the particular fund or Reserve Accounts of the City that the investment relates to.

Municipal (General) Funds:

These funds consist of the operating funds (working capital) of the City and are therefore required to be highly liquid. Inflow of funds is usually very strong over the first four to five months of the financial year at which time substantial volumes of funds will be available for investment.

Municipal Fund investments are to be liquid and short term in nature as outflows will generally exceed inflows over the remaining seven to eight months of a year. Investments should therefore not exceed a maximum of one year and the investment term to maturity should be reduced as the financial year progresses.

Apart from ensuring liquidity, the investment objective for this fund is to maintain real value over the short-term (i.e. zero to twelve months) and not be subject to any loss in value at any time.

Specific Purpose Reserve Accounts

These accounts accumulate funds required to finance future major projects or future liabilities. Draw downs on reserves are generally capable of being planned well in advance and therefore a high proportion of this fund lends itself to be invested for the longer term.

The objective of investments made from Reserve Accounts should be to maintain the real value of the Reserves over the longer term so as to keep abreast of (and if possible exceed) the increases in costs for the projects or liabilities the Reserve Accounts will finance. Only Reserve Account investments would be suitable for investment in bonds that have a term to maturity of up to three years.

10 Investment Guidelines

The City's investments must, at all times, be maintained within the investment parameters detailed in this Policy.

Subject to the overriding requirements and to maintain diversification of invested funds as outlined in clause 11 (b) below,

- Quotations shall be obtained from authorised institutions whenever an investment is proposed. The best quote on the day will be successful after allowing for administrative and banking costs, as well as having regard to the maximum investment limits at respective credit rating set out below.
- Investments placed by the City's officers or authorised advisor/s and managers (if any), must be appropriately documented at the time of placement.
- No investments are to be made by an officer or manager of the City's funds, where the officer or manager has any potential, perceived or actual conflicts of interest in the investment product being recommended to the City unless specific authorisation is given by the Council or its appropriately authorised officers. Authorisation will only be entertained on the basis of a full disclosure and the City retains the right to seek further independent advice on the nature of the conflict of interest.

11 Risk Management Guidelines

Investments obtained are to comply with key criteria relating to:

- Portfolio Credit Guidelines limit overall credit exposure of the portfolio.
- Counterparty Credit Guidelines limit exposure to individual ADIs and to Government.
- Term to Maturity Guidelines limits are based upon maturity of investments.

Portfolio Credit Guidelines

The portfolio credit guidelines to be adopted will be based on the Standard and Poor's (S&P) ratings system criteria for each institution. A description of each rating category is included in Appendix 1 of this policy document.

S&P Long Term Rating	**S&P Short Term Rating**	**Maximum Overall Portfolio Limit**
(applies to Govt Bonds only)	(applies to Approved ADI & WATC)	
AAA / AA	A-1 or A-1+	100%
Not Applicable	A-2	60%

Not Applicable	A-3	0%
Not Applicable	B or Below	0%

ADI - Authorised Deposit Taking Institution. WATC - WA Treasury Corporation

Portfolio Credit Ratings

If any of the funds / securities held are down-graded such that they no longer fall within the City's investment policy guidelines, they will be divested as soon as is practicable but, unless otherwise decided by the Council, not at an amount of more than 5% below the last reported mark to market book value.

(a) Counterparty Risk

Exposure to an individual ADI or government will be restricted by their credit rating so that single entity exposure is limited, as detailed in the table below:

S&P Long Term Rating	**S&P Short Term Rating**	**Maximum Overall Portfolio Limit**
(applies to Govt Bonds only)	(applies to Approved ADI & WATC)	
AAA / AA	A-1 or A-1+	45%
Not Applicable	A-2	30%
Not Applicable	A-3	0%
Not Applicable	B or Below	0%

(b) Term to Maturity Guideline

The investment portfolio is to be invested within the following maturity constraints:

Term to Maturity	**Minimum Portfolio Limit**	**Maximum Portfolio Limit**
Less than 1 year	30%	100%
Greater than 1 year - Less than 3 years	0%	70%
Only Reserve Fund investments are suitable for 1 - 3 year terms (as per Clause 9)		

12 Investment Advisor

Should the City choose to use an investment advisor, the City's Investment Advisor must be licensed by the Australian Securities and Investment Commission. The advisor must be an

independent person who has no actual or potential conflict of interest in relation to investment products being recommended and is free to recommend the most appropriate product within the terms and conditions of the investment policy.

The investment return for the portfolio is to be regularly reviewed by the investment advisor by assessing the market value of the portfolio.

13 Benchmarking

The performance of the investment portfolio shall be measured against the AusBond Bank Bill Index and/or the Cash Rate.

14 Reporting and Review

A monthly report will be prepared in support of the monthly statement of activity. The report will detail the investment portfolio in terms of performance, percentage exposure of total portfolio, maturity date and changes in market value.

Documentary evidence must be held for each investment and details thereof maintained in an Investment Register that is reconciled monthly. Certificates must be obtained from the financial institutions confirming the amounts of investments held on the City's behalf at 30 June each year and reconciled to the Investment Register.

This policy will be reviewed at least every two years or as required in the event of legislative changes. Where, as result of amendment to legislation or the ability arises to invest to the advantage of the City contrary to the provisions of this policy, the Chief Executive Officer may, in accordance with Delegated Authority, initiate such variations as are necessary subject to the submission of a report to the Council advising of the changes implemented to the next ordinary Council meeting.

Appendix 1 - Standard & Poor's Rating Definitions

Standard and Poor's (S&P) is a professional ratings agency that provides analysis of corporate and institutional creditworthiness. An S&P rating is an opinion of the general creditworthiness of an entity, either as a whole or with respect to a particular financial obligation, based on relevant risk factors.

According to S&P, credit ratings are based, in varying degrees, on the following considerations:

- Likelihood of payment;
- Nature and provisions of the obligation; and
- Protection afforded by, and relative position of, the obligation in the event of bankruptcy, reorganisation or other legal arrangement that affects creditors' rights.

Ratings – Long Term Financial Obligations (Maturity greater than 365 days)	
AAA	Extremely strong capacity to meet financial commitments on the long-term obligation
AA	Very strong capacity to meet financial commitments
A	Strong capacity to meet financial commitments, but somewhat susceptible to adverse circumstances and economic conditions
BBB	Adequate capacity to meet financial commitments, but susceptible to adverse circumstances and economic conditions
BB	Currently has capacity to meet financial commitments, but clearly vulnerable to adverse circumstances and economic conditions
B	Currently has capacity to meet financial commitments, but highly vulnerable to adverse circumstances and economic conditions
CCC	Currently vulnerable to non-payment, and dependent on favourable economic conditions to meet financial commitments
CC	Currently highly vulnerable to non-payment
R	Under regulatory supervision. Highly likely not to meet financial commitments

Ratings – Short Term Financial Obligations (Maturity not more than 365 days)	
A-1	Strong capacity to meet financial commitments on the short-term obligation
A-2	Satisfactory capacity to meet financial commitments, but somewhat susceptible to adverse circumstances and economic conditions
A-3	Adequate capacity to meet financial commitments but susceptible to adverse circumstances and economic conditions
B	Current capacity to meet financial commitments but vulnerable to adverse circumstances and economic conditions and faces major ongoing uncertainty which could lead to inadequate capacity
C	Currently vulnerable to non-payment and is dependent on favourable economic conditions to meet financial commitments
R	Under regulatory supervision and highly likely not to meet financial commitments

Ratings may be modified by the addition of a plus (+) or minus (-) sign to show relative standing within the major rating categories.

Source: Standard & Poor's Ratings Definitions, https://www.standardandpoors.com/en_AU /web/guest/article/-/view/sourceId/504352

City of Perth

Document Control

Policy Context

Legislation:	Local Govt Act 1995 - Section 6.14 Trustees Act 1962 – Part III Local Government (Financial Management) Regulations – Regulation 19 & 19C
Policy:	
Procedure and Process:	Nil

Document responsibilities

Custodian:	Financial Controller	**Custodian Unit:**	Financial Services	**Decision Maker:**	Council

Review management

Review frequency:	Annually	**Next review due:**	
Risk rating:		**Document Management Ref:**	

Document management

Version	Decision reference	Synopsis of changes
1.0	OCM <insert meeting date> Simple Majority required	Initial policy submitted for approval

ATTACHMENT 16.2C

City of Perth

Discussion Paper

Policy 9.3 - Management of Investments



Prepared by: Michael Kent Project Director Strategic Finance (CFO) - *06 December 2020*

Table of Contents

1. Executive Summary 3
2. Background and Context 4
2.1. Legislation 4
2.2. Alignment to Integrated Planning Framework 4
2.3. City of Perth Inquiry 5
2.4. External Directions - Industry / State Government Guidelines 5
3. Research 5
3.1. Portfolio Credit Ratings 6
3.2. Counterparty Credit Risk Exposure 7
3.3. Ethical Investing 7
4. Risks and Issues 8
5. Budget and Resource Implications 8
6. Key Discussion Items and Points of Clarification 9
7. References 9

1. Executive Summary

All local governments have a legislative obligation under the *Local Government Act (1995) - Section 6.14* and the *Local Government (Financial Management) Regulations (1996), Regulation 19 & 19C;* to have Council approved policies that ensure the responsible and prudent management of the City's invested funds.

The City of Perth has had such a policy in place since 1998, but notwithstanding bi-annual reviews up to 2015, the policy has only been subjected to cosmetic changes at review time and has not been comprehensively reviewed since 2015. There was a current outstanding internal audit action (due 31 October 2020) requiring a review of this policy.

A comprehensive review of the policy has been undertaken and a draft contemporary policy has been created for consideration of Council.

The revised policy incorporates a number of contemporary elements previously missing from the City's policy and it demonstrates a greater responsibility for the prudent management of the financial resources entrusted to us by the community.

In reviewing the policy, the City has examined the investment policies of peer local governments including the Cities of Joondalup, Melville, Gosnells, Canning, Cockburn and Bayswater.

The draft policy put forward for Council consideration is consistent with the principles, ethical and integrity requirements, and areas of accountability embraced by our peers in developing their investment policies. Peer policies are all based on a previously issued Guidance Note from the Department of Local Government following the fallout of the 2007 Global Financial Crisis and Grange Securities collapse which exposed a number of local governments to substantial monetary losses on Collateral Debt Obligations (CDO).

The policies of our local government peers are remarkably consistent both in content and language inferring that aligning the City of Perth's policy with those documents will result in a contemporary best practice policy document.

When adopted, this policy will apply to officers with delegated authority to invest City funds and to any authorised investment advisor acting on behalf of the City.

The revised draft policy provides clear and unequivocal guidance on the types of investments allowed, authorisation for investing funds, fiduciary responsibilities and management of conflicts of interest.

Whilst any area of the draft policy may be considered / amended by the Policy Committee, the specific area where elected member input is sought is in relation to Section 11 of the draft Management of Investments Policy - Investment Risk Management Guidelines (discussed in more detail in Part 3 of this discussion paper).

It is intended that draft Management of Investments policy, once adopted by Council would take effect immediately, notwithstanding that its principles are currently guiding the City officers on issues where the existing policy is silent.

2. Background and Context

As part of the Financial Systems & Process Transformation Project; all financial systems, processes and policies are being progressively reviewed to ensure that they reflect contemporary best practice. In the case of the Management of Investments Policy, the review and re-drafting of the policy document has been comprehensive.

2.1. Legislation

All local governments have a legislative obligation under the *Local Government Act (1995) - Section 6.14* and the *Local Government (Financial Management) Regulations (1996), Regulation 19 & 19C;* to have Council approved policies that ensure the responsible and prudent management of the City's invested funds.

2.2. Alignment to Integrated Planning Framework

Strategic Community Plan

Aspiration:	**Performance**
Objective No.	**Description**
5.5	A financial business model underpinned by a culture of cost management, best value and strategic financial analysis that is subject to ongoing oversight, transparency and accountability

Corporate Business Plan

CBP No.	**Operational Initiative Description**
NA	Not Applicable

Other related plans or policies:

Financial Systems & Process Transformation Project Initiative 12 - Finance Business Rules

2.3. City of Perth Inquiry

Section	Report Recommendation
No.	**Recommendation Description**
NA	Not Applicable

2.4. External Directions - Industry / State Government Guidelines

This policy is consistent with the content and language of the previously issued Guidance Note from the Department of Local Government, Sport & Cultural Industries following the fallout of the 2007 Global Financial Crisis and Grange Securities collapse which exposed a number of local governments to substantial monetary losses on Collateral Debt Obligations (CDO). That publication is no longer available on the department's website but still appears to be exercising persuasive influence on industry practice.

3. Research

To inform the comprehensive revision of the City's Management of Investments policy, the investment policies of peer metropolitan local governments including the Cities of Joondalup, Melville, Gosnells, Canning, Cockburn and Bayswater were reviewed. The scope, policy content and language of the investment policies of these local governments were cross referenced and the City's in-force policy was benchmarked against them.

This exercise revealed remarkable consistency in the content and language of the peer local government's investment policies - and highlighted several areas in which the City's current policy was silent or lacked clarity. These policy issues included the following:

Issue	Policy Deficiency	Draft Policy Response
Investment Objectives	Required greater clarity	Revised Policy Clause 1
Conflicts of Interest	Policy was silent	New Policy Clause 5
Prohibited Investments	Policy was silent	New Policy Clause 8
Risk Profile & Objectives	Policy was silent	New Policy Clause 9
Risk Management Guidelines	Difficult to read and understand as presented.	New Policy Clause 11 New Appendix 1 - S&P Ratings

Drafting of the new and revised sections of the City's revised Management of Investments policy has been persuasively influenced by the language and content of the peer local governments' investments policies given the very strong similarity of content and language across those local governments policies.

Where appropriate, some minor bespoke language has been applied to the industry standard wording to customize the document to City of Perth.

Readability and understandability of the City's draft Management of Investments policy has been enhanced by following the lead of the City of Joondalup policy which separated policy elements of the Risk Management Guidelines relating to

- Portfolio Credit Guidelines
- Counterparty Risk
- Term to Maturity

from the detailed explanations of the Standard & Poor's (S&P) credit ratings which were presented as a separate Appendix to the policy.

This approach is considered to be far superior to other policy formats in which this explanatory material is confusingly inter-woven with the policy statements themselves.

3.1. Portfolio Credit Ratings

Whilst much of a local government's policy on Management of Investments is a response to legislative requirements, delegation of authority and authorisation protocols, two areas where elected members can influence policy direction is in relation to Risk Profile and Objectives (refer Clause 9 of the draft policy) and Risk Management Guidelines - Portfolio Credit Guidelines.

To assist the Policy Committee's deliberations on the matter of Credit Portfolio Guidelines, the table below presents the maximum portfolio exposure guidelines for six peer local governments and contrasts them with those proposed in the draft City of Perth policy.

S&P Rating	Perth	Joondalup	Melville	Bayswater	Cockburn	Gosnells	Canning
Maximum Portfolio Exposure by S&P Short Term Credit Rating							
A-1+	100%	100%	100%	100%	100%	100%	100%
A-1	100%	75%	80%	100%	100%	100%	100%
A-2	60%	40%	50%	80%	100%	40%	60%
A-3	0%	0%	25%	0%	0%	20%	20%

3.2. Counterparty Credit Risk Exposure

This is also an area of discretion for the Policy Committee is setting investment parameters. To assist the Policy Committee's deliberations on the topic of Counterparty Risk Exposure (the maximum portion of the portfolio rating band that can be invested in a single financial institution), the table below presents the maximum portfolio exposure guidelines for six peer local governments and contrasts them with those proposed in the draft City of Perth policy.

S&P Rating	Perth	Joondalup	Melville	Bayswater	Cockburn	Gosnells	Canning
Maximum Single Institution Exposure by S&P Short Term Credit Rating							
A-1+	45%	30%	40%	45%	50%	60%	40%
A-1	45%	20%	30%	35%	50%	35%	30%
A-2	30%	10%	25%	30%	40%	20%	20%
A-3	0%	0%	15%	0%	0%	5%	10%

3.3. Ethical Investing

There has been a citizen-initiated movement since around 2016/17 to encourage local governments to invest in financial institutions that do not have relationships with companies involved in the fossil fuel industry. Of the surveyed local governments only the Cities of Melville, Canning and Bayswater indicated any statement regarding ethical investing.

This generally took the form of a statement like - 'When investing surplus City funds, a deliberative preference may be made in favour of authorised institutions that respect the environment by not investing in fossil fuel industries. This preference will however only be exercised after the foremost investment considerations of credit rating, comparable rate of return and risk diversification are fully satisfied'.

The qualifying comment in such statements, particularly in relation to credit rating, is telling. For instance, Market Forces *[1] lists the status of banks in relation to their stance on investing in fossil fuels and of the numerous 'environmentally responsible' financial institutions listed, only Suncorp would meet the City's credit rating criteria (A-2). The next qualifying institutions would be BBB or lower rated entities such as Bendigo Bank, ME Bank or P&N Bank.

The officer recommendation would be to not accept lower quality investments simply to show alignment to an ideological position. It is preferred to remain with the existing policy which, through its greater prudence in requiring the investment of public monies in higher rated financial instruments meets the objectives espoused in clause 1 of this policy.

A small number of local governments noted that ethical investing can relate more broadly than just to the topic of green investments. A local government can demonstrate corporate responsibility through its investments by directly investing in institutions or products whose principal source of revenue does *not* rely on the production, distribution or sale of armaments, tobacco, alcohol, gambling, prostitution, (sub-prime) mortgages or where their activities are conducted in a manner that contravenes human rights or national and international labour laws. It is noted however, that making such evaluations can be notoriously difficult.

4. Risks and Issues

Investment of public monies is an important stewardship responsibility of any local government. Legislative obligations imposed via the *Local Government Act (1995) - Section 6.14* and the *Local Government (Financial Management) Regulations (1996), Regulation 19 & 19C;* require Council to have an approved policy that ensures the responsible and prudent management of the City's invested funds.

The City's draft policy on Management of Investments presented for the consideration of the committee addresses some inadequacies of the previous policy and provides a well-considered contemporary response to the stewardship responsibilities that come with investing public monies.

It is expected that the City of Perth community would welcome the strengthening of elements of the policy addressing ethics and conflicts of interest and providing greater clarity around risk profile and risk management guidelines. Enhancement of the City's policy to put it on par with the best practice approach of our peers is a positive demonstration of Council's commitment to greater accountability and transparency of our financial management approach.

In addition, to provide an independent assessment on the internal control perspective reflected in the draft policy, this policy and the related peer policy research and discussion paper on this topic has been reviewed by the City's Manager, Audit & Risk.

5. Budget and Resource Implications

Implementation of this policy once adopted by Council is a straight-forward administrative action involving the following steps:

- Communicate revised policy to affected City officers
- Ensure alignment with Delegation of Authority to invest City funds.

There are no financial or resource implications as the policy can be enacted immediately upon Council adoption.

6. Key Discussion Items and Points of Clarification

As previously stated in this paper, whilst much of a local government's policy on Management of Investments is a response to legislative requirements, delegation of authority and authorisation protocols, two areas where elected members can influence policy direction is in relation to Risk Profile and Objectives (refer Clause 9 of the draft policy) and Risk Management Guidelines - Portfolio Credit Guidelines (refer Clause 11 of the draft policy).

The content of the draft policy reflects the professional officers frank and fearless advice on the management of investment of public monies. Commentary on the officer's research into contemporary practice contained in Section 3 of this paper is provided to help elected members formulate their views on this important topic.

The Financial Services team look forward to implementing the Management of Investments policy to affect the best outcomes for our community once the new policy is adopted.

7. References

City of Joondalup - 'Investment of Available Funds Policy'

City of Melville - 'Investment of Funds Policy'

City of Bayswater - 'Investment Policy'

City of Cockburn - 'Investment of Funds Policy'

City of Gosnells - 'Investment Policy'

City of Canning 'Investments Policy'

Fossil Fuels - Where does your Bank Stand Compare Bank Table - Market Forces *[1]

City of Perth - Financial Systems & Process Transformation Plan

16.3 Local Law Review Schedule

Responsible Officer	Michelle Reynolds, Chief Executive Officer
Voting Requirement	Simple Majority
Attachments	Attachment 16.3A - Local Law Review Plan

Purpose

To present the proposed Local Law Review Program to be adopted at Council.

Recommendation from the Policy Committee

That Council ADOPTS the proposed Council Local Law Review Plan (Attachment 16.3A).

Background

1. At its meeting held 3 November 2020, Council established a Policy Committee with the purpose of reviewing all existing policies and local laws by 1 September 2021.

2. Following this, at its meeting held 15 December 2020, Council adopted a Council Policy Review Program and requested that the Chief Executive Officer present a local law review plan at the first Ordinary Council Meeting in 2021.

3. The City currently has 16 local laws.

4. A local public notice to commence the review of the *Parking Local Law 2017*, *Dogs Local Law 2011*, *Standing Orders Local Law 2009, Local Government Property Local Law 2005* and *Health Local Law 2000* was placed on the City's website on 22 December 2020, displayed on the City's noticeboards, advertised in the West Australian on 23 December 2020, and placed on twitter and LinkedIn. Consultation closes on 19 February 2021.

5. A local public notice to commence the review of the *Air Conditioning Units Local Law 2004*, *Fencing Local Law 2015*, *Public Trading Local Law*, *Special Events Local Law 2007* and *Activities on Land Local Law 2002* is scheduled to be released at the end of January, with the submission period to conclude at the end of March.

6. A final public notice to commence the review of the remaining local laws; the *New Street Alignment Local Law 2005*, *Thoroughfares and Public Places Local Law 2017*, *Outdoor Dining Local Law 2019*, *Repeal Local Law 2004* and *Repeal Local Law 2009* is proposed to commence late February following completion of the consultation period for the first notice.

7. The *Amendment Local Law 2007* consolidated minor changes to existing local laws and as such will not require a review as it is not a stand-alone local law. It is anticipated this will be repealed at the end of the review process once all local laws have been fully updated.

Discussion

Local Law Review Plan

8. As detailed in the officer report presented to Council at its meeting held 15 December 2020 the local law review process requires strict compliance with section 3.16 of the *Local Government Act 1995,* and making local laws requires strict compliance with section 3.12 of the *Local Government Act 1995*.

9. The process is lengthy and at a minimum there is an estimated six months between the commencement of a local law review and the adoption of a new local law.

10. The proposed Local Law Review Plan aims to ensure each initial local law review is completed through the Policy Committee by 1 September 2021.

11. The proposed Local Law Review Plan has prioritised the local laws detailed in the first notice. The *Parking Local Law 2017* has been prioritised following elected member feedback based on public interest in the local law while the other local laws have been included in the first tranche of the reviews due to issues such as inconsistency with current legislation or initial review identifying numerous or complex required changes. Where numerous changes are identified the time to complete the review may be longer so commencing earlier will assist in meeting the Council's review timeframe.

12. Following the review of a local law, if amendment or repeal and replacement of the local law is determined to be required, the new or amendment local law must go through a public notice consultation process for a minimum of six weeks. If the consultation process would overlap with the Caretaker Period under Council Policy 10.15 – Caretaker Policy – City of Perth Elections (Caretaker Policy) it is recommended to not commence the consultation until after the October 2021 Elections.

13. Similarly, as it would likely constitute a major policy decision under the Caretaker Policy, if the results of consultation are not submitted to Council at or before the August Council Meeting it would be submitted to Council after the October Election.

14. Following the end of the review process it is proposed that a Repeal Local Law 2021 is made by Council to repeal any local laws identified as redundant through the review process.

Impact on Council Policy Review Program

15. Where a policy is associated with a local law it is proposed the local law either be received by Committee at the same time, or a local law status update is included within the policy review, so that any implications can be considered concurrently.

16. Review of the schedule of policies adopted by Council indicates that both the Policy Committee will not consider the Council Policy 13.6A Motor Vehicle and Transport Services for the Lord Mayor and Council Policy 10.10 Parking and Access to Council House - Councillors until July. The impact of the local laws on both policies will be referenced within the Parking Local Law reports.

17. Additionally, Council Policy 8.1 - Circuses and the Use of Performing Animals does restrict a type of hire of local government property. However, the policy impact on the *Local Government Property Local Law 2005* and vice versa is minimal and content can be determined without affecting either review.

18. All other local laws are either concurrent with or following the associated policy review.

Stakeholder Engagement

19. No stakeholder engagement has occurred in relation to the review prioritisation.

20. Local public notice in accordance with section 3.16 of the Act will be undertaken in relation to the review of each local law.

Decision Implications

21. Council's decision will determine the prioritisation of the local law reviews. Should a more ambitious program be required additional resourcing will be necessary.

Strategic, Legal and Policy Implications

Strategic	
Strategic Community Plan Aspiration:	Performance A city led by a Council and supported by an administration that is committed to sound strategy and governance, excellence in customer service and effective and sincere engagement with all stakeholders.
Strategic Community Plan Objective:	Objective 5.6 Decision-making that is ethical, informed and inclusive.
Issue Specific Strategies and Plans:	Not Applicable

Legal and Policy	
Legislation:	Section 3.12 of the *Local Government Act 1995* Procedure for making local laws Section 3.16 of the *Local Government Act 1995* Periodic review of local laws
Legal advice:	Not Applicable
Policy	Not Applicable

Financial Implications

22. There are no direct financial implications associated with this report.

23. Council has already determined to proceed with a review of all local laws and has noted the costs of advertising the initial public notices.

24. While there are financial implications associated with the review of local laws, the cost of gazettal and advertising new or amendment local laws is only incurred once Council determines, following a review, to proceed with a new, amendment or repeal local law. Such implications will be detailed in the associated report.

Relevant Documents

Not Applicable.

Further information

Not Applicable.

	Phase 1 - Review Local Laws						Phase 2 - Next Steps are subject to Council's decision on the Outcomes of Review			
Alliance	**Local Law**	**Prioritisation**	**Associated policy review dates**	**Public Consultation - Review of Local Law**	**Policy Committee to consider the outcomes of the Review**	**Council Meeting to consider outcomes of the review and determine whether to amend, repeal or retain the local law.**	**Public Consultation - Intent to Make Local Law (including amendment or replacement local law)**	**Policy Committee to Consider Local Law Adoption (if required)**	**Council Meeting to Consider Local Law Adoption (if required)**	**Finalisation (Applying Common Seal, Gazettal, Provision to Minister and Parliament for Scrutiny and Public Notice of Adoption)**
Infrastructure and Operations Alliance	Parking Local Law 2017	First Tranche	Feb 2021 - Resident On-Street Parking; On-Street Parking. Jul 2021 - Motor Vehicle and Transport Services for the Lord Mayor; Parking and Access to Council House Councillors	24 December 2020 - 18 February 2021	15-Mar-21	30-Mar-21	Approx. 7 April 2021 - 26 May 2021	14-Jun-21	29-Jun-21	End of July 2021
CEO Alliance	Standing Orders Local Law 2009	First Tranche	April 2021 - 3.4 Recording Votes at Meetings of the Council and its Committees	24 December 2020 - 18 February 2021	12-Apr-21	27-Apr-21	Approx. 3 May 2021 -25 Jun 2021	12-Jul-21	27-Jul-21	End of August 2021
Community Development Alliance	Dogs Local Law 2011	First Tranche	Nil.	24 December 2020 - 18 February 2021	10-May-21	25-May-21	Approx. 31 May 2021 - 19 Jul 2021	16-Aug-21	31-Aug-21	End of September 2021
Community Development Alliance	Health Local Law 2000	First Tranche	Nil.	24 December 2020 - 18 February 2021	10-May-21	29-Jun-21	Approx. 31 May 2021 - 19 Jul 2021	16-Aug-21	31-Aug-21	End of September 2021
Community Development Alliance	Local Government Property Local Law 2005	First Tranche	July 21 - Circuses and the use of Performing Animals Policy (where held on local government property).	24 December 2020 - 18 February 2021	10-May-21	29-Jun-21	Approx. 31 May 2021 - 19 Jul 2021	16-Aug-21	31-Aug-21	End of September 2021
Community Development Alliance	Public Trading Local Law 2005	Second Tranche	May 2021 - 14.14 Mobile Food Vendor Trading Policy; 18.9 - Street Entertainment (Busking) Policy	25 January 2021 - 26 March 2021	14-Jun-21	29-Jun-21	Approx. 5 Jul 2021 - 30 August 2021	Post Election - November Committee Meeting	Post Election - November Council Meeting	End of December 2021
Planning and Economic Development Alliance	Air-conditioning Local Law 2002	Second Tranche	Nil.	25 January 2021 - 26 March 2021	14-Jun-21	29-Jun-21	Approx. 5 Jul 2021 - 30 August 2021	Post Election - November Committee Meeting	Post Election - November Council Meeting	End of December 2021
Community Development	Special Events Local Law 2007	Second Tranche	Nil.	25 January 2021 - 26 March 2021	14-Jun-21	29-Jun-21	Approx. 5 Jul 2021 - 30 August 2021	Post Election - November Committee Meeting	Post Election - November Council Meeting	End of December 2021
Planning and Economic Development Alliance	Activities on Land Local Law 2002	Second Tranche	Nil.	25 January 2021 - 26 March 2021	12-Jul-21	27-Jul-21	Propose to commence after October elections for consistency with the Council Policy 10.15 - Caretaker Policy - City of Perth Elections	January 2022 - 2022 Council dates yet to be determined	Feb-22	Mar-22
Planning and Economic Development Alliance	Fencing Local Law 2015	Second Tranche	Nil.	25 January 2021 - 26 March 2021	12-Jul-21	27-Jul-21	Propose to commence after October elections for consistency with the Council Policy 10.15 - Caretaker Policy - City of Perth Elections	January 2022 - 2022 Council dates yet to be determined	Feb-22	Mar-22
Planning and Economic Development Alliance	New Street Alignment Local Law 2005	Third Tranche	Nil.	22 February 2021 - 25 April 2021	16-Aug-21	31-Aug-21	Propose to commence after October elections for consistency with the Council Policy 10.15 - Caretaker Policy - City of Perth Elections	January 2022 - 2022 Council date	Feb-22	Mar-22
Community Development Alliance	Thoroughfares and Public Places Local Law 2017	Third Tranche	Nil.	22 February 2021 - 25 April 2021	16-Aug-21	31-Aug-21	Propose to commence after October elections for consistency with the Council Policy 10.15 - Caretaker Policy - City of Perth Elections	January 2022 - 2022 Council date	Feb-22	Mar-22
Community Development Alliance	Outdoor Dining Local Law 2019	Third Tranche	May 2021 - Outdoor Dining Policy	22 February 2021 - 25 April 2021	16-Aug-21	31-Aug-21	Propose to commence after October elections for consistency with the Council Policy 10.15 - Caretaker Policy - City of Perth Elections	January 2022 - 2022 Council date	Feb-22	Mar-22
CEO Alliance	Repeal Local Law 2004	Third Tranche	Nil.	22 February 2021 - 25 April 2021	16-Aug-21	31-Aug-21	Subject to Council's decision it is not anticipated that a new local law or any amendment would be required due to the nature of the local law.	To be determined	To be determined	To be determined
CEO Alliance	Repeal Local Law 2009	Third Tranche	Nil.	22 February 2021 - 25 April 2021	16-Aug-21	31-Aug-21	Subject to Council's decision it is not anticipated that a new local law or any amendment would be required due to the nature of the local law.	To be determined	To be determined	To be determined

16.4 Adoption of Council Policy – 1.3 Council Member Communications

Responsible Officer	Michelle Reynolds, Chief Executive Officer
Voting Requirement	Simple Majority
Attachments	Attachment 16.4A – Proposed Council Policy – 1.3 Council Member Communications Attachment 16.4B – Discussion Paper – Council Member Communications Attachment 16.4C – Research of WA local government Council policies Attachment 16.4D – WALGA Social Media Communications Policy Template Attachment 16.4E – WALGA Guideline: Local Government Council Member Personal Use of Social Media

Purpose

To present the proposed Council Policy 1.3 Council Member Communications to be adopted at Council.

Recommendation from the Policy Committee

That Council ADOPTS the proposed Council Policy 1.3 Council Member Communications, as amended by the Policy Committee (Attachment 16.4A).

Background

1. At its meeting held 3 November 2020, Council established a Policy Committee with the purpose of reviewing all existing policies and local laws by 1 September 2021.

2. At the December 2020 Ordinary Council Meeting the new Code of Conduct for Council Members, Committee Members and Candidates (Code of Conduct) was endorsed. This action resulted in a previous Media Policy – Media Statements, Press Releases and Social Media to be revoked as it was superseded by the Code of Conduct.

Discussion

3. As part of the Policy Review Process, a review of the former Media Policy – Media Statements, Press Releases and Social Media has been undertaken to highlight opportunities that may provide further clarification on aspects of Council Member communications. To facilitate this, the City has reviewed:
   a. The relevant policies of all Band 1 Western Australian local governments
   b. The relevant policies of the state and federal governments
   c. The Western Australian Local Government Association (WALGA) Template Communications and Social Media Policy and Local Government Council Member Personal Use of Social Media Guideline.

4. This review work has enabled the City to identify best practice advice for Council Members communications and provide guidance to assist Council Members in their communications.

5. This proposed policy complements, and should be read alongside, the City of Perth's Code of Conduct for Council Members, Committee Members and Candidates.

Stakeholder Engagement

6. No stakeholder engagement has occurred in relation to the draft Council Policy.

Decision Implications

7. Council's decision will provide further clarity of the legislative requirements and approach for Council Member Communications.

Strategic, Legal and Policy Implications

Strategic	
Strategic Community Plan Aspiration:	Performance A city led by a Council and supported by an administration that is committed to sound strategy and governance, excellence in customer service and effective and sincere engagement with all stakeholders.
Strategic Community Plan Objective:	Objective 5.6 Decision-making that is ethical, informed and inclusive.
Issue Specific Strategies and Plans:	Not Applicable

Legal and Policy	
Legislation:	*Local Government Act 1995*
Legal advice:	Not Applicable
Policy	Not Applicable

Financial Implications

There are no direct financial implications associated with this report.

Relevant Documents

Not Applicable.

Further information

8. The Policy Committee at its meeting on 18 January 2021 recommended adoption of the policy subject to an amendment to delete the words:

   "It is respectful to the office of Lord Mayor to refrain from commenting publicly, particularly on recent decisions or contemporary issues, until such time as the Lord Mayor has had opportunity to speak on behalf of the City of Perth."

9. That amendment is now reflected in Attachment 16.4A. A further amendment has been made to 2.g. to include "other person" in relation to adverse reflection.

City of Perth

CP 1.3 | Council Member Communications

Policy Objective

The objective of this policy is to ensure the City of Perth is always professionally and accurately represented by Council Members to maximise a positive perception of the City of Perth.

Policy Scope

This policy applies to communications towards the City of Perth stakeholders and community by the City of Perth's Council Members. It is applicable to when Council Members make comment in their City of Perth role, or in a personal capacity about matters relevant to the City of Perth.

This policy is inclusive of all modes of communication whether verbal, print or digital. This includes reactions, comments and sharing social media posts.

This policy should be read in conjunction with the City of Perth Code of Conduct for Council Members, Committee Members and Candidates (the Code of Conduct).

Policy Statement

Council Members have legal obligations and are personally responsible for their communications and content they publish. The following is provided in order to fulfil these obligations:

1. The Lord Mayor is the official spokesperson for the City of Perth, representing the local government in official communications including speeches, comment, print and social media. Where the Lord Mayor is unavailable, the Deputy Lord Mayor may act as the spokesperson. The CEO may speak on behalf of the City of Perth where authorised to do so by the Lord Mayor.

2. A Council Member may choose to make a personal statement publicly on a matter related to the business of the City of Perth. Any public statement made by a Council Member, whether made in a personal capacity or in their Local Government representative capacity, must:

    a. Clearly state that the comment or content is a personal view only, which does not necessarily represent the views of the City of Perth;
    b. Be made with reasonable care and diligence;
    c. Be lawful, including avoiding contravention of; copyright, defamation, discrimination or harassment laws;
    d. Be factually correct;
    e. Avoid damage to the reputation of the local government;
    f. Not reflect adversely on a decision of the Council;

g. Not reflect adversely on the character or actions of another Council Member, Employee or other person;
h. Maintain a respectful and positive tone and not use offensive or objectionable expressions in reference to any Council Member, Employee or community member.

3. The State Records Act 2000 requires that all correspondence, including email and social media posts and comments, relating to the business of the City and the Council must be retained in the official records of the City. Therefore, all applicable communication is to be provided to the CEO's office for retention in the City's document management system.

Document Control

Policy Context

Legislation:	• *Local Government Act 1995*, Sections 2.8(1)(d) and 2.10(c) • *Local Government (Rules of Conduct) Regulations 2007*, Section 3(1) • *Local Government (Elections) Regulations 1996* • *State Records Act 2000* • Link: State Records Office Fact Sheet for Local Government Elected Members Records • *Defamation Act 2005* • *Freedom of Information Act 1992* • *Occupational Safety and Health Act 1984*
Policy:	Code of Conduct for Council Members, Committee Members and Candidates
Procedure and Process:	

Document responsibilities

Custodian:	Alliance Manager Corporate Communications	Custodian Unit:	Corporate Communications	Decision Maker:	Council

Review management

Review frequency:	Two years	Next review due:	January 2023
Risk rating:		Document Management Ref:	

Document management

Version	Decision reference	Synopsis of changes
1.0	OCM <insert meeting date> Simple Majority required	Initial policy submitted for approval

ATTACHMENT 16.4B

City of Perth

Discussion Paper

CP1.3 Council Member Communications



Prepared by: L.Bradley - *05 January 2021*

Table of Contents

1. Executive Summary 3

2. Background and Context 3

2.1. Legislation 4

2.2. Alignment to Integrated Planning Framework 4

2.3. External Directions - Industry / State Government Guidelines 5

3. Research 5

4. Risks and Issues 5

5. Budget and Resource Implications 5

6. Key Discussion Items and Points of Clarification 6

1. Executive Summary

Communication whether verbal, print or electronic, can be an important part of Council Member activity. For example, social media is a very popular means of communication that facilitates news sharing, community engagement, service announcements and promotions of events and activities in the City.

Council Members have legal obligations and are personally responsible for their communications and content they publish. The proposed Council Policy *Council Member Communications* is provided in order to fulfil these obligations, support a shared understanding on these matters and assists in risk mitigation for Council Members and the City of Perth. The overarching goals of the policy is that the City of Perth is always professionally and accurately represented by Council Members, and to encourage a positive perception of the City of Perth.

2. Background and Context

At the December 2020 Ordinary Council Meeting the new *Code of Conduct for Council Members, Committee Members and Candidates* (Code of Conduct) was endorsed. This action resulted in a previous *Media Policy – Media Statements, Press Releases and Social Media* to be revoked as it was superseded by the Code of Conduct.

As part of the Policy Review Process, a review of the former *Media Policy – Media Statements, Press Releases and Social Media* has been undertaken to highlight opportunities that may provide further clarification on aspects of Council Member communications. To facilitate this, the City has reviewed:

- The relevant policies of all Band 1 Western Australian local governments
- The relevant policies of the state and federal governments
- The *Western Australian Local Government Association (WALGA) Template Communications and Social Media Policy* and *Local Government Council Member Personal Use of Social Media Guideline.*

This review work has enabled the City to identify best practice advice for Council Members communications and provide guidance to assist Council Members in their communications and avoid inadvertently placing themselves in a situation where the appropriateness of their conduct is called into question.

This proposed policy complements, and should be read alongside, the City of Perth's *Code of Conduct for Council Members, Committee Members and Candidates.*

2.1. Legislation

Relevant sections of the *Local Government Act 1995* (the Act) are:

- Section 2.8(1)(d), which specifies that the role of the Lord Mayor is to speak on behalf of the local government
- Section 2.10(c), which specifies that the role of councillors includes facilitating communication between the community and the council.

Further, Section 3(1) of the *Local Government (Rules of Conduct) Regulations 2007*, provide the following general principles to guide the behaviours of council members.

"General principles to guide the behaviour of council members include that a person in his or her capacity as a council member should —

(a) act with reasonable care and diligence; and

(b) act with honesty and integrity; and

(c) act lawfully; and

(d) avoid damage to the reputation of the local government; and

(e) be open and accountable to the public; and

(f) base decisions on relevant and factually correct information; and

(g) treat others with respect and fairness; and

(h) not be impaired by mind affecting substances."

2.2. Alignment to Integrated Planning Framework

Strategic Community Plan

Aspiration:	**People, Performance, Place, Planet, Prosperity and Partnership**
Objective No.	**Description**
5.2	Contemporary community engagement systems that are inclusive, accessible and harness the capabilities of digital technologies.
5.4	Human resources, both elected and employed, that is committed to professional development and improvement within a safe, happy and productive workplace.

Corporate Business Plan

No initiatives relevant to this Council Policy.

City of Perth Inquiry

Recommendation Number	Recommendation Description
61	Local governments ensure that their policies make clear that all communications sent or received by any council member relating to any decision of a council or a committee of the council (Decision-Making Correspondence) are records which must be forwarded to the CEO and stored in accordance with the *State Records Act 2000* and the State Records Commission 's guidance on local government elected members' records … Including social media posts, text messages, messages from applications such as WhatsApp and Facebook Messenger and records of verbal communications.

2.3. External Directions - Industry / State Government Guidelines

A desktop review was undertaken for relevant policies, as detailed in the Background and Context (Section 2) of this discussion paper. On consideration of this research, it was determined that key elements from the 2018 WALGA *Template Communications and Social Media Policy* were most appropriate to draw upon as industry best practice.

3. Research

A detailed analysis of research undertaken can be found in the *Attachment – Research on other LG policies.*

4. Risks and Issues

Council Members have legal obligations in relation to the information they share and their communications. This policy assists Council Members to mitigate the risk in relation to these obligations.

5. Budget and Resource Implications

Nil.

6. Key Discussion Items and Points of Clarification

A key point to note is that the proposed policy heavily draws upon key elements from the *WALGA Communications and Social Media Policy template* (attached) as industry best practice.

The Employee Code of Conduct will include these concepts so the administration are also clear of communication requirements. The distinction between administration and Council Members by having this Council Policy relate only to Council Members aligns with the separation of the Code of Conduct for Council Members being separated from the operational Code of Conduct for Employees.

Research on Band 1, WA metropolitan local government Council Policies relevant to Council Member communications							
	Policy statement/objective	Policy scope	(At high level) Communication is to …	(More detailed) Communication is to…	Communication must not …	Legislative requirements	Resources
Bayswater, City of	This policy establishes protocols for the City of Bayswater's (the City) official communications with our community to ensure the City is professionally and accurately represented and to maximise a positive public perception of the City.	This policy applies to: • Communications initiated or responded to by the City with our community; and • Elected members when making comment in either their role or in a personal capacity	The purposes of the City's official communications include: • Sharing information required by law to be publicly available; • Sharing information that is of interest and benefit to the community; • Promoting events and services; • Promoting Public Notices and community consultation and engagement opportunities; • Answering questions and responding to requests for information relevant to the role of the City; and • Receiving and responding to community feedback, ideas, comments, compliments and complaints. The City's official communications will be consistent with relevant legislation, policies, standards and the positions adopted by the Council. Our communications will always be respectful and professional. The City may use a combination of different communication modes to suit the type of Information to be communicated and the requirements of the community or specific audience.	Any public statement made by an Elected Member, whether made in a personal capacity or in their local government representative capacity, must: • Clearly state that the comment or content is a personal view only, which does not necessarily represent the views of City; • Be made with reasonable care and diligence; • Be lawful, including avoiding contravention of; copyright, defamation, • discrimination or harassment laws; • Be factually correct; • Avoid damage to the reputation of the local government; • Not reflect adversely on a decision of the Council; • Not reflect adversely on the character or actions of another elected member or employee; • Maintain a respectful and positive tone and not use offensive or objectionable expressions in reference to any elected member, employee or community member.	Communications by Elected Members, whether undertaken in an authorised official capacity or as a personal communication, must not: • Bring the City into disrepute; • Compromise the person's effectiveness in their role with the City; • Imply the City's endorsement of personal views; or • Disclose, without authorisation, confidential information. All enquiries from the media for an official City comment, whether made to an individual Elected Member or Employee, must be directed to the CEO or a person authorised by the CEO.		An Elected Member who is approached by the media for a personal statement may request the assistance of the CEO.
Belmont, City of	To provide a policy position in respect to the expectation of Elected Members when engaging in communications, whether verbal, written, electronic or via social media, as an Elected Member of the City of Belmont and, in some circumstances, a personal capacity. As a representative of the community, Elected Members need to be responsive to community views, questions and queries, but ensure all		Social Media can be used as a positive avenue to: i. Increase resident's access to Council information. ii. Increase the level of trust in Council. iii. Reach targeted audiences on specific issues, events and programs. iv. Provide effective, fast communication channels to a large population very v. quickly when needed. Guidelines for using Social Media:	Communications General Communications by Elected Members should: i. Only disclose publicly available information. No comment should be made regarding confidential, private or legal matters. ii. Remember that Council decision making is by majority. There may be decisions you disagree with, but once a decision is made, all communications including email and social media posts are to be	**Social Media** The City of Belmont recognises that Elected Members may wish to use social media to promote the activities of the City to their communities online. In this regard, Elected Members should be cognisant of the fact that statutory obligations apply to their social media platforms in exactly the same way as they	**Correspondence – Print** Correspondence generated and received by Elected Members that relates to the business of the City is subject to the *State Records Act 2000*, the City's Records Management Policy and Recordkeeping Plan, and as such must be retained within the City's corporate recordkeeping system. **Email** Each Elected Member is provided with a City of	**Mayoral Letterhead** Mayoral letterhead will be available for the Mayor for responses to civic invitations, functions and the like. In the event that the Mayor receives correspondence relevant to the business of the City, the Mayor may use mayoral letterhead to acknowledge receipt and advise that the City will respond to the matter raised.

	Policy statement/objective	Policy scope	(At high level) Communication is to …	(More detailed) Communication is to…	Communication must not …	Legislative requirements	Resources
	communications either as an individual Elected Member or that of a decision of Council are communicated in good faith and not adversely reflect on Council decisions. This Policy is not intended to discourage nor unduly limit an Elected Member's personal expression or other communications; however this Policy does identify certain obligations and requirements that apply as a result of an Elected Member's status as a public officer whose conduct is governed by the statutory framework which applies to local government.		i. Be credible; accurate, fair, thorough and transparent. ii. Be respectful, cordial, honest and professional at all times. iii. Be responsive and share information where appropriate. iv. Behave with honesty and integrity.	consistent and respectful of this decision. Once Council has made a decision, you will recognise your collegiate duty and support that decision, irrespective of your own opinions. iii. Ensure that no copyrighted or trademarked material is published without permission. iv. Ensure that communications are not illegal, libellous, discriminatory, defamatory, abusive, or obscene. v. Ensure that communications do not infringe the City of Belmont *Code of Conduct.* vi. Any request for comment or communications in regards to a quasi-judicial decision made by Council can only be made by the City's official spokesperson. vii. Not make any statements expressing an opinion on matters before Council which may indicate bias or a predetermined voting position. viii. Adhere to the City of Belmont's *Customer Service Charter* by responding to requests within 10 normal working days and complaints within 5 days. If a request cannot be finalised within 10 normal working days, notification of the reasons why and the expected timeframes for completion is required. ix. Not release CCTV footage without the permission of the Chief Executive Officer. x. Provide relevant, accurate, fair and thorough information. xi. In particular to social media, create 'Engagement Guidelines' for your	do to any other form of communication. Elected Members are personally responsible for the content they publish in a personal or professional capacity on any form of social media or digital platform, and in this regard must personally ensure that they understand their legal obligations. As with other electronic communication channels, what is said on social media platforms is likely to be permanent and public. When using social media in a private capacity Elected Members are equally bound by this Policy and its legal obligations, in certain circumstances, if they are identifiable as an Elected Member of the City of Belmont.	Belmont email address and this email must be used for all electronic correspondence between the community, stakeholders and the Elected Member when it relates to the business of the City. Each Elected Member will be provided with an e-mail signature block that must be applied to all emails. Email correspondence generated and received by Elected Members that relates to the business of the City is subject to the *State Records Act 2000*, the City's Records Management Policy and Recordkeeping Plan, and as such must be retained within the City's corporate recordkeeping system. **Local Government Elections** During a Local Government election period some communications including electronic and social media may fall into the category of 'election material'. Election material is any material which is published in any format which is intended to affect the result of the election. All election material must contain the name and the address of the person who authorises the material. Therefore any communications including social media and email, which may in some way comment on candidates or Council during an election campaign must meet the requirements of the *Local Government Act*	Where the Mayor is providing technical information to correspondents, the Chief Executive Officer will be requested to draft the correspondence or that section of the correspondence for the Mayor. **Electronic Equipment** Electronic equipment, such as computers, tablets, mobile phones etc., utilised by any Elected Member, is subject to Council policy, the conditions of use and any service agreement between Elected Members and the City.

Research on Band 1, WA metropolitan local government Council Policies relevant to Council Member communications							
	Policy statement/objective	Policy scope	(At high level) Communication is to …	(More detailed) Communication is to…	Communication must not …	Legislative requirements	Resources
				social media platforms to ensure a framework is in place to manage your social media network. Refer to City of Belmont's Facebook Engagement Guidelines as an example. a) Ensure regular monitoring of social media account/s to ensure adherence to engagement guidelines. b) Ensure records are kept according to the *State Records Act 2000.* c) Elected Members must not use personal accounts to make adverse comments about the Council or its programs, services, projects, other Elected Members, Employees, Volunteers, Community Members or decisions. Non-compliance with this Policy by Elected Members will be managed through the relevant Code of Conduct and disciplinary processes.		*1995* and associated Regulations (*Local Government (Elections) Regulations 1997*). **Reference to Internal Procedure and State Government Act/s** There are various statutory requirements relevant to Elected Member communications as follows: 1. *State Records Act 2000* requires that all correspondence, including email and social media posts and comments, relating to the business of the City and the Council must be retained in the official records of the City. 2. Sections 2.8(1)(d) and 5.41(f) of the *Local Government Act 1995*, provides that only the Mayor may speak on behalf of the City (or the CEO if authorised by the Mayor to do so). 3. *Freedom of Information Act 1992* requires the preservation of correspondence and its availability for Freedom of Information purposes. 4. Section 5.93 of the *Local Government Act 1995* provides that an Elected Member (as well as employees) must not make improper use of any information acquired. 5. Regulation 6 of the *Local Government (Rules of Conduct) Regulations 2007* provides for Elected Members to maintain confidentiality. 6. City of Belmont Policy BEXB11.1.1 - Roles and Responsibilities – Elected	

	Policy statement/objective	Policy scope	(At high level) Communication is to …	(More detailed) Communication is to…	Communication must not …	Legislative requirements	Resources
						Members, in regards to record keeping. 7. City of Belmont *Code of Conduct* also provides further guidance to communication.	
Canning, City of Media Strategy relates primarily organisational communications					Councillors are permitted to respond to the Media, but statements and comments made to the Media are to be identified as their opinion and view on the matter only and do not necessarily represent the position of Council. Councillors are not able to speak on behalf of the Council.		
Joondalup, City of	**Objective:** To guide the appropriate communication systems by Elected Members. **Statement:** The City supports and implements good governance practices and applies these principles to the appropriate use of and access to communication systems and information managed and retained by the City. As such, it is the City's position that communications, made on behalf of the City or Council, should be appropriately coordinated to ensure that quality and consistent information is provided to the community and City stakeholders.	This Policy applies to all current Elected Members of the City of Joondalup Council.	Discusses: • Who is the spokesperson for the City (the Mayor, or if authorised, the CEO) • Who represents the City at functions and events • Correspondence on Mayoral letterhead and that correspondence (including electronic correspondence) generated and received by EMs that relate to the City is subject to the State Records Act 2000, the City's Records Management Policy and Recordkeeping Plan and thus must be retained within the City's corporate recordkeeping system. • EM access to information			a. *State Records Act 2000* requires that all correspondence, including email, relating to the business of the City and the Council must be retained in the official records of the City. b. Sections 2.8(1)(d) and 5.41(f) of the *Local Government Act 1995*, provides that only the Mayor may speak on behalf of the City (or the Chief Executive Officer if authorised by the Mayor to do so). c. *Freedom of Information Act 1992* requires the preservation of correspondence and its availability for Freedom of Information purposes.	City of Joondalup email address provided. Elected Members utilising the City's equipment and/or email facilities are required to sign the written agreement regarding usage and support of the equipment and facilities.
Mandurah, City of Has 2 relevant policies: 1. Media & Public Statements (M&PS)	*M&PS Policy:* The City of Mandurah (the 'City') encourages open communication with the media and the community, with an emphasis on promoting a positive, progressive and professional image of Council and staff.	This Policy applies equally to statements in public whether they are communicated orally, in writing, electronically, or by any other means.	*M&PS Policy:* An Elected Member who wishes to make a 'personal statement' on a matter must clearly inform the media that their comment is being made as an individual and the statement is their opinion only and as such do not necessarily represent the position of the Council.	**The Mayor** 1.1 When speaking to the media or otherwise in public the Mayor is the only member of Council who may speak on behalf of the City. 1.2 When the Mayor is speaking to the media or otherwise in public but not officially speaking on behalf of the City, the Mayor must make it clear that he/she is not			

	Policy statement/objective	Policy scope	(At high level) Communication is to …	(More detailed) Communication is to…	Communication must not …	Legislative requirements	Resources
2. Public Statements by Councillors and CEO Other than where indicated, all information shown is from the Public Statements by Councillors and CEO policy.	• The Council will openly discuss matters of interest with the media unless disclosure of information contravenes the City's duty of care, contractual obligations, a legal issue or could infringe laws or regulations that govern its operations, or the privacy of any individual. • Media organisations and their representatives will be treated equally and without bias. • Media enquiries are to be dealt with promptly, honestly and within the media representative's deadline wherever possible. • Wherever appropriate, invitations to relevant functions, including program launches and civic events, will be extended to the media. …….. To provide clarity as to the roles and responsibilities of the Mayor, the Deputy Mayor, Councillors and the Chief Executive Officer when speaking publicly/issuing public statements. • Members of the public have the right to speak in public within the limits of the law. • Members of Council, outside their official capacity as members of the Council, share that right. • However the performance of a role as Council member overlaps with the role of a member of the public, and imposes special limitations on what would otherwise be a normal right to speak in public on local government affairs. • The principal limitation is that a Council member who is not the Mayor cannot speak or purport to speak on a matter which the *Local Government Act 1995*		All media enquiries, requests for interviews or statements are to be referred to the Marketing and Communications team and the relevant Director, who will advise of the most appropriate response and/or action.	speaking as Mayor or in any other City capacity. **2 The Deputy Mayor** 2.1 The Deputy Mayor may only speak to the media or otherwise in public on behalf of the City in the circumstances set out in s.5.34 of the LG Act. 2.2 The Deputy Mayor must otherwise comply with the limits on the role of a Councillor when speaking to the media or otherwise in public. **3 Councillor** 3.1 A Councillor may not speak to the media or otherwise in public on behalf of the City. 3.2 When a Councillor is speaking to the media or otherwise in public, he/she must make it clear that he/she is not speaking on behalf of the City, or in the role of a Council member. 3.3 A member of Council speaking on City matters to the media or otherwise in public may identify himself/herself as an elected member of the Council but must avoid any suggestion or appearance of speaking on behalf of the City.			

	Policy statement/objective	Policy scope	(At high level) Communication is to …	(More detailed) Communication is to…	Communication must not …	Legislative requirements	Resources
	(WA) (LG Act) assigns to the role of the Mayor, or the function of the CEO. Each of the Mayor, Deputy Mayor and a Councillor may speak in public to the extent that doing so does not conflict with the above roles [Mayor, or in the absence, the Deputy Mayor) It is common experience that the Mayor or a Councillor identified as such in a media or other public statement is at risk of being understood as speaking for the local government. It is appropriate to take precautions against that risk						
Melville, City of	The Council is committed to engaging with the community who live, work and spend time in the City, and enhancing existing communication and information circulation. Social media is increasingly becoming a part of daily life and an accepted method of instant communication. The use of social media by the City and the Elected Members can improve communication, engagement and collaboration with our community, and share the positive and professional identity of our organisation.	Social Media, in all of its various forms, now plays a huge role in the public forum and offers a public means for discussion around sensitive, council and community issues, particularly in the lead-up to decision making around high profile topical issues and Local Government Elections. Social media can help remove barriers in engaging wide sectors of the community and enhance existing communications and information circulation. There are no new rules for social media, the existing expectations around professional conduct should apply, and it is important to remember that the use of social media is not without risk and the speed and reach of publishing online means content is available immediately to a wide audience. Anything posted can be difficult to delete and may be replicated endlessly. It may be sent to, or seen by people the author never intended or expected would see it.	**Private Profiles and Private Groups** Nothing that is posted on-line is truly 'private'. Private profile settings and private groups are no guarantee information is only seen by the target audience. Posts may have been screenshot and distributed to individuals, groups and organisations that were never intended to see the content, even after the original post has been deleted. Privacy settings are not enough to stop someone who disagrees with what has been posted from screen shotting and using it. Comments by Elected Members of the Council, have the capacity to affect the City's reputation. …….. Social media can help remove barriers in engaging wide sectors of the community and enhance existing communications and information circulation. There are no new rules for social media, the existing expectations around professional conduct should apply. The following information is provided to guide Elected Members in the preparation of social media content	It is important that when an Elected Member is posting, commenting or liking posts/comments on social media that they think about the language and tone. When commenting it is essential for Elected Members to communicate that their comment/s are their ***own personal opinion***, not those of the Council.	Elected Members must not make 'improper use of office' to cause detriment to the City or another. Standards for Elected Members include the requirement to avoid damage to the reputation of the City and the legal fidelity to the Council. It is important to ensure the language and approach used online is consistent with what the community would expect from an Elected Member and meets the requirements of the Elected Members Code of Conduct:	The City's staff monitor relevant social media posts and retain them in the City's document management system for record keeping purposes. **Other References Applicable to this Policy** Legislative *Local Government Act 1995* *Local Government (Elections) Regulations 1996* *Local Government (Rules of Conduct) Regulations 2007* *State Record Act 2000* *Defamation Act 2005* *Freedom of Information Act 1992* City of Melville Policies: Council Policy 003 – Public Relations Policy Council Policy 105 – Election Caretaker Period Elected Members Code of Conduct	

Research on Band 1, WA metropolitan local government Council Policies relevant to Council Member communications							
	Policy statement/objective	Policy scope	(At high level) Communication is to …	(More detailed) Communication is to…	Communication must not …	Legislative requirements	Resources
		A person takes significant public obligations upon themselves when they become a member of the Council and make the required declaration of office in accordance with s2.29 of the *Local Government Act 1995* that they will duly, faithfully, honestly, and with integrity, fulfil the duties of the office for the people in the local government's district according to the best of their judgment and ability. These obligations cannot be separated from the position and this means Elected Members cannot divest themselves of the character of an Elected Member.(*Treby and Local Government Standards Panel [2010] WASAT 81 (Treby) at paragraphs [26]-[33])*	and responses. Elected Members should: • remember the Mayor and the CEO are the official spokespersons for the City of Melville; any statements on behalf of the Council should only be made with specific authority; • clearly label content and responses as personal views and not those of the City or the Council; • ensure content is accurate, relevant and complies with current policies, if in doubt check; • avoid offensive, defamatory, intimidating and provocative language, and avoid commenting on or liking posts that contain this type of language; • avoid making personal comments about other Elected Members, staff or members of the community; • maintain a positive and respectful tone; • adhere to copyright, privacy, defamation, discrimination, harassment and other applicable laws; • observe confidentiality; • remember Council decision making is by majority, and whilst there may be decisions that are disagreed with, alternative points of view should be made respectfully and constructively; • where requests for service or official feedback has been posted, comments should encourage direct contact with the City to enable the matter to be dealt with; • where misinformation or factually incorrect information is posted, encourage the original poster to make contact with the City for clarification i.e. – Contact the City's Customer Service; • liking, sharing or reacting to a post on Social Media is generally taken to be an endorsement of				

	Policy statement/objective	Policy scope	(At high level) Communication is to …	(More detailed) Communication is to…	Communication must not …	Legislative requirements	Resources
			that material, as if you had created it yourself, and may be seen by a wider audience than intended • not to make public statements expressing their opinion on matters before the Council that would indicate a predetermined voting position. The intent of this policy is not to stifle the use of social media, but rather to ensure that comments, likes, posts and the use of all forms of online and social media by Elected Members aligns with the adopted policies of the Council and are thoughtful, well-reasoned and responsible communications suited to their professional position and standing in the community.				
Rockingham, City of	This policy establishes protocols for the City of Rockingham's official communications with our community to ensure the City of Rockingham is professionally and accurately represented and to maximise a positive public perception of the City.	This policy applies to: 1. Communications initiated or responded to by the City of Rockingham with our community; and 2. Elected Members when making comment in either their City of Rockingham role or in a personal capacity.	All enquiries from the Media for an official City of Rockingham comment, whether made to an individual Elected Member or Employee, must be directed to the CEO or a person authorised by the CEO. Information will be coordinated to support the Mayor or CEO (where authorised) to make an official response on behalf of the City of Rockingham.	Where an elected member chooses to use social media in fulfilling their role under section 2.10 of the *Local Government Act 1995*, he/she will moderate their own Social Media accounts to address and where necessary delete Inappropriate Content, with the exception of b), i), j) and l) as identified in the definition as soon as the elected member becomes aware or as soon as practicable once notified. Personal communications and statements made privately in conversation, written, recorded email or posted in personal social media have the potential to be made public, whether it was intended to be made public or not. Therefore, on the basis that personal or private communications may be shared or become public at some point in the future, Elected Members must ensure that their personal or private communications do not breach the requirements of this policy, the Code of Conduct and	Communications by Elected Members, whether undertaken in an authorised official capacity or as a personal communication, must not: • bring the City of Rockingham into disrepute, • compromise the person's effectiveness in their role with the City, • compromise the effectiveness of the City of Rockingham; • imply the City's endorsement of personal views, or • disclose, without authorisation, confidential information. Social media accounts or unsecured website forums must not be used to transact meetings which relate to the official business of the City of Rockingham.	Elected member communications must comply with the Code of Conduct and the *Local Government (Rules of Conduct) Regulations 2007*. Comments which become public and which breach this policy, the Code of Conduct or the *Local Government (Rules of Conduct) Regulations 2007*, may constitute a serious breach of the *Local Government Act 1995* and may be referred for investigation.	An Elected Member who is approached by the media for a personal statement may request the assistance of the CEO.

	Policy statement/objective	Policy scope	(At high level) Communication is to …	(More detailed) Communication is to…	Communication must not …	Legislative requirements	Resources
				the *Local Government (Rules of Conduct) Regulations 2007*. An Elected Member may choose to make a personal statement publicly on a matter related to the business of the City of Rockingham. Any public statement made by an Elected Member, whether made in a personal capacity or in their Local Government representative capacity, must: 1. Clearly state that the comment or content is a personal view only, which does not necessarily represent the views of City of Rockingham; 2. Be made with reasonable care and diligence; 3. Be lawful, including avoiding contravention of; copyright, defamation, discrimination or harassment laws; 4. Be factually correct; 5. Avoid damage to the reputation of the local government; 6. Not reflect adversely on a decision of the Council; 7. Not reflect adversely on the character or actions of another Elected Member or Employee; 8. Maintain a respectful and positive tone and not use offensive or objectionable expressions in reference to any Elected Member, Employee or community member.			
Stirling, City of	This policy is to ensure that Elected Members are able to perform their role effectively with clearly defined communication channels with employees. This policy also prescribes the way Elected Members are to interact with employees to ensure duplication and loss of productive time minimised. The policy also details the protocol when Elected Members interact and	This policy applies to all Elected Members and employees of the City.	Elected Members have a legal duty of fidelity to act in the best interests of the Council and the City and must not make public statements that are critical of a Council decision or cause detriment to the City or an employee (including the Chief Executive Officer, Directors and Business Unit Managers).	An Elected Member who wishes to make or has been approached by the media to make a "personal statement" relating to a Council decision or a local ward issue, including the use of Elected Members portrait photograph, must receive prior authorisation from the Mayor or unless it is expressly authorized by a Council decision.	Correspondence from individual Elected Members (other than the Mayor) using their issued letterhead is not to be construed as official correspondence of the City and only reflects the personal views of the respective Elected Member.	There are various statutory requirements relevant to Elected Members communications: 1. *State Records Act 2000* requires that all correspondence, including email, relating to the business of the City and the Council must be retained in the official records of the City;	

Research on Band 1, WA metropolitan local government Council Policies relevant to Council Member communications							
	Policy statement/objective	Policy scope	(At high level) Communication is to …	(More detailed) Communication is to…	Communication must not …	Legislative requirements	Resources
	communicate with the community and the media.			All media enquiries, requests for interviews or statements are to be referred to the Manager Customer and Communications in the first instance, who will advise the most appropriate response and/or action.		2. *Freedom of Information (FOI) Act 2000* requires the preservation of correspondence and its availability for FOI purposes; 3. Sections 2.8(1)(d) and 5.41(f) of the *Local Government Act 1995* provides that only the Mayor may speak on behalf of the City (unless the Chief Executive Officer is authorised by the Mayor to do so); 4. Section 5.93 of the *Local Government Act 1995* provides that an Elected Member (as well as employees) must not make improper use of any information acquired; and 5. Regulation 6 of the *Local Government (Rules of Conduct) Regulations 2007* provides for Elected Members to maintain confidentiality. All correspondence generated and received by Elected Members that relate to the business of Council is subject to the *State Records Act 2000*, the *Freedom of Information Act 1992* and the City's Record Keeping Plan, and as such must be retained within the City's corporate recordkeeping system.	
Swan, City of	The purpose of this policy is to provide employees and other representatives of the City of Swan (the City) with guidance on their professional and personal use of social media to protect the reputation and brand of the City and to protect the City and the City's	This policy applies to all City of Swan employees, elected representatives, contractors, consultants and volunteers, including those affiliated with third parties who access, or are involved with, social media. Social media may include (although is not limited to):	a) The City's social media channels will support and reflect the City's vision, values and strategic objectives. b) City of Swan social media channels are to be used as tools for communicating with the community and stakeholders. All channels are to be used as part of a wider integrated marketing approach, not in isolation.		**Social Media Usage** City employees and other representatives must avoid legal, cultural, technical and reputational risks by strictly adhering to the City of Swan Social Media Usage Protocols ("Protocols") that outline the rules associated with	**Copyright and Confidentiality** a) Confidentiality requirements must be respected when using all City social media as per the Use of Information section in the City's Employee Code of Conduct. b) Registered social media users must ensure copyright	**Elected Representatives Use of Social Media** a) Elected representatives may establish personal social media accounts at their own discretion to engage with the community, however, the City will not provide administration or moderation support for these accounts.

	Policy statement/objective	Policy scope	(At high level) Communication is to …	(More detailed) Communication is to…	Communication must not …	Legislative requirements	Resources
	representatives from the legal and reputational risks associated with social media. This policy aims to balance the opportunities that social media presents for the City with risks that are associated with using social media. The City recognises the importance of social media as part of an integrated communications and marketing plan. This policy sets out the expectations for City employees and other representatives on the use of social media for City business and in a personal capacity. This policy has been developed to ensure: a) the City's social media channels are used in accordance with City policies, the Code of Conduct and align with the Strategic Community Plan 2017-2027; b) the City maximises the use of social media tools to inform and engage with stakeholders and the community; c) the City's reputation is protected; d) employees and City representatives are aware of the risks associated with social media and their responsibilities when using social media; and e) legal ramifications are minimised.	• social networking sites (e.g. Facebook, Twitter, LinkedIn, Yammer); • video and photo sharing websites (e.g. Flickr, Youtube, Instagram); • blogs, including corporate and personal blogs, micro-blogging wikis, forums and discussion groups; • podcasting; • online multiplayer gaming platforms; • instant messaging (including SMS); and • geo-spatial tagging (e.g. Foursquare).	c) The City's social media channels must not contain content that is inappropriate, illegal, discriminatory or likely to be offensive. d) Private or commercial interests, such as private organisations' or companies' products and/or services, other than those approved by Manager Marketing and Public Relations, must not be promoted via the City's social media channels. e) Copyright, privacy and other applicable laws must be taken into account when interacting with social media. f) There will continue to be appropriate record keeping of information disseminated or collected via social media, in accordance with City policies and the State Records Act 2000 (WA).		the professional and personal use of social media. The Protocols apply to all City employees, elected representatives, contractors, consultants and volunteers, including those affiliated with third parties who access, or are involved with, social media. They have been developed to: • provide clear instructions for City employees (and other representatives) in the appropriate use of social media for conducting City business; • provide guidance in preventing legal issues arising from the use of social media; and • protect the reputation of the City of Swan. The Protocols have also been developed to avoid: • inappropriate, inaccurate or inflammatory online comments by the City which result in legal or reputational implications; and • comments that may be misconstrued as the official position of the Council or City, rather than those reflecting a personal opinion or viewpoint.	laws are respected and adhered to when posting or updating information on any City social media. **Recordkeeping Requirements** All records created in the course of City business are to be captured at the point of creation, regardless of format, with required metadata, into appropriate record keeping and business systems according to the City's Records Management Policy. If content on City social media sites is deemed to be a corporate record, the moderator of the social media channel must capture the content (i.e. by screen shot or other means) and store it in the City's electronic record keeping system.	b) The City will not be held liable for any loss or damage, however caused, which elected representatives or others suffer in connection with the use of elected representatives' social media accounts. The City's Legal Representation Costs Indemnification Policy (POL-C-044) applies. c) Elected representatives may post comments on the City's social media channels as per the City of Swan Social Media Usage Protocols and Media Protocols Policy (POL-C-134).
Wanneroo, City of	The purpose of this Policy is to provide a framework for the City of Wanneroo to engage and manage social media in its communication activities with the community. This policy is designed to provide a framework for the City to use social media to facilitate	Using social media as a City representative. **Who needs to know about this policy?** Mayor, Elected Members, CEO, Directors, Managers and staff of the City of Wanneroo.	Ensure that all content published is accurate and not misleading and complies with all relevant City of Wanneroo policies including the City's Media Policy and Code of Conduct. Ensure comments are respectful of the community in which you are interacting online.				

Research on Band 1, WA metropolitan local government Council Policies relevant to Council Member communications							
	Policy statement/objective	Policy scope	(At high level) Communication is to …	(More detailed) Communication is to…	Communication must not …	Legislative requirements	Resources
	collaboration and sharing between Council, employees, ratepayers and customers. The requirements of this policy apply to all uses of social networking applications, which are applied to any City related purpose and regardless of whether the applications are hosted corporately or not. They must also be considered where City representatives are contributing in an official capacity to social networking applications provided by external organisations. Social networking applications include, but are not limited to: - Blogs - MySpace - LinkedIn - Forums - Facebook - Twitter - Wikis - YouTube		Wherever possible, content posted to City of Wanneroo social media sites should contain links directing users back to the City's official website for in-depth information, forms, documents or online services necessary to conduct business with the City of Wanneroo.				

Notes:

1. *This spreadsheet does not include policy instruction stating that the Mayor is the official spokesperson of the City as this is already stated in the City of Perth Elected Member Code of Conduct*
2. *Table of Band 1, WA metropolitan local governments that do not have a Council Policy relevant to Council Member communications*

Armadale, City of	*Policy only covers Council Member communication with administration*
Cockburn, City of	*No Elected Member Communication Policy*
Fremantle, City of	*No Elected Member Communication Policy*
Gosnells, City of	*Policy only addresses staff covered by their social media policy (Council Member communications discussed in the Code of Conduct)*
Kwinana, City of	*Policy only covers Council Member communication with administration*

Template
Communications and Social Media Policy

WALGA Note:	*WALGA provides this template policy as a **guide** for Local Governments to consider when developing or amending Policy relevant to official communications and the use of Social Media.* *Policy content that is based upon obligations embedded in legislation has been specifically identified.* *This template policy provides suggested wording only and Local Governments should review this policy content and consider, develop and implement policy suitable to their operational requirements.*
Remember:	*Policy implementation is given effect through appropriate induction, ongoing training and operational procedures that evidence Council Members and Employees have been made aware of and are accountable for their obligations and responsibilities.*

Policy Objective

This policy details legislative obligations and establishes protocols applicable to the <<Shire/ Town / City of XXX>>'s official communications with our community, to ensure the <<Shire/ Town / City of XXX>> is professionally and accurately represented and to maximise a positive public perception of the <<Shire/ Town / City>>.

Policy Scope

This policy applies to:

1. Communications initiated or responded to by the <<Shire/ Town / City of XXX>> with our community; and
2. Council Members when making comment in either their <<Shire/ Town / City of XXX>> role or in a personal capacity about matters relevant to the ≪Shire/Town/ City of XXX≫.

Policy Statement

1 Official Communications

The purposes of the <<Shire/ Town / City>>'s official communications include:

- Sharing information required by law to be publicly available.
- Sharing information that is of interest and benefit to the Community.
- Promoting <<Shire/ Town / City of XXX>> events and services.
- Promoting Public Notices and community consultation / engagement opportunities.
- Answering questions and responding to requests for information relevant to the role of the <<Shire/ Town / City>>.

- Receiving and responding to community feedback, ideas, comments, compliments and complaints.

The <<Shire/ Town / City>>'s official communications will be consistent with relevant legislation, policies, standards and the positions adopted by the Council. Our communications will always be respectful and professional.

The <<Shire/ Town / City>> will use a combination of different communication modes to suit the type of information to be communicated and the requirements of the community or specific audience, including:

- Website;
- Advertising and promotional materials;
- Media releases prepared for the <<Shire President / Mayor>>, to promote specific <<Shire/ Town / City of XXX>> positions;
- Social media; and
- Community newsletters, letter drops and other modes of communications undertaken by the <<Shire/ Town / City>>'s Administration at the discretion of the CEO.

2 Speaking on behalf of the [Shire/ Town / City of XXX]

The <<Shire President / Mayor>> is the official spokesperson for the <<Shire/ Town / City of XXX>>, representing the Local Government in official communications, including; speeches, comment, print, electronic and social media. *[s.2.8(1)(d) of the Local Government Act 1995]*

Where the Shire President / Mayor is unavailable, the Deputy <<Shire President / Mayor>> may act as the spokesperson. [*s.2.9 and s.5.34 of the Local Government Act 1995]*

The CEO may speak on behalf of the <<Shire/ Town / City of XXX>>, where authorised to do so by the <<Shire President / Mayor>>. *[s.5.41(f) of the Local Government Act 1995]*

The provisions of the *Local Government Act 1995* essentially direct that only the <<Shire President / Mayor>>, or the CEO if authorised, may speak on behalf of the Local Government. It is respectful and courteous to the office of <<Shire President / Mayor>> to refrain from commenting publicly, particularly on recent decisions or contemporary issues, until such time as the <<Shire President / Mayor>> has had opportunity to speak on behalf of the <<Shire/ Town / City of XXX>>.

Communications by Council Members and employees, whether undertaken in an authorised official capacity or as a personal communication, must not:

- bring the <<Shire/ Town / City of XXX>> into disrepute, *[Rules of Conduct Reg.3(d)];*
- compromise the person's effectiveness in their role with the <<Shire/ Town / City>>, *[<<insert relevant clause from your Local Government's Code of conduct>>];*
- imply the <<Shire/ Town / City>>'s endorsement of personal views *[s.2.8(1)(d) of the Local Government Act 1995]*,
- imply the Council Member or employee is speaking on behalf of the <<Shire/ Town / City>>, unless authorised to do so *[s.2.8(1)(d) of the Local Government Act 1995];* or
- disclose, without authorisation, confidential information *[s.5.93 of the Local Government Act 1995]*.

Social media accounts or unsecured website forums must not be used to transact meetings which relate to the official business of the <<Shire/ Town / City of XXX>>. *[State Records Act 2000 / Local Government Record Keeping Plan, s's 5.23(2) and 5.93 of the Local Government Act 1995]*

Council member communications must comply with the Code of Conduct and the *Local Government (Rules of Conduct) Regulations 2007*.

3 Responding to Media Enquiries

All enquiries from the Media for an official <<Shire/ Town / City of XXX>> comment, whether made to an individual Council Member or Employee, must be directed to the CEO or a person authorised by the CEO. Information will be coordinated to support the <<Shire President / Mayor>> or CEO (where authorised) to make an official response on behalf of the <<Shire/ Town / City of XXX>>.

Council Members may make comments to the media in a personal capacity – refer to clause 7.1 below.

4 Website

The <<Shire/ Town / City of XXX>> will maintain an official website, as our community's on-line resource to access to the <<Shire/ Town / City>>'s official communications.

5 Social Media

The <<Shire/ Town / City of XXX>> uses Social Media to facilitate interactive information sharing and to provide responsive feedback to our community. Social Media will not however, be used by the <<Shire/ Town / City>> to communicate or respond to matters that are complex or relate to a person's or entity's private affairs.

The <<Shire/ Town / City of XXX>> maintains the following Social Media accounts (delete / add as relevant to each local government):

- Social networks, including - Facebook, Yammer, LinkedIn and Google+;
- Media Sharing networks, including – Snapchat, Instagram, Flickr, Soundcloud, YouTube and Podcasts;
- Blogging networks, including – Wordpress or newshub;
- Micro-blogging networks, including – Twitter and Tumblr
- Apps (applications), including – Localeye, Report It, iCouncil, Go2Guides, My Local Services, Snap Send Solve, NearStreets

The <<Shire/ Town / City of XXX>> may also post and contribute to Social Media hosted by others, so as to ensure that the <<Shire/ Town / City>>'s strategic objectives are appropriately represented and promoted.

The <<Shire/ Town / City>> actively seeks ideas, questions and feedback from our community however, we expect participants to behave in a respectful manner. The <<Shire/

Town / City of XXX>> will moderate its Social Media accounts to address and where necessary delete content deemed to be:

- Offensive, abusive, defamatory, objectionable, inaccurate, false or misleading;
- Promotional, soliciting or commercial in nature;
- Unlawful or incites others to break the law;
- Information which may compromise individual or community safety or security;
- Repetitive material copied and pasted or duplicated;
- Content that promotes or opposes any person campaigning for election to the Council, appointment to official office, or any ballot;
- Content that violates intellectual property rights or the legal ownership of interests or another party; and
- Any other inappropriate content or comments at the discretion of the <<Shire/ Town / City>>.

Where a third party contributor to a <<Shire/ Town / City of XXX>>'s social media account is identified as posting content which is deleted is accordance with the above, the <<Shire/ Town / City>> may at its complete discretion block that contributor for a specific period of time or permanently.

5.1 Shire President / Mayoral Social Media Official Accounts

The <<Shire/ Town / City of XXX>> supports the <<Shire President / Mayor>> in using official social media account/s to assist the <<Shire President / Mayor>> in fulfilling their role under section 2.8 of the *Local Government Act*, to speak on behalf of the Local Government. The content will be administered and moderated in accordance with this policy.

These official <<Shire/ Town / City of XXX>> accounts must not be used by the <<Shire President / Mayor>> for personal communications.

5.2 Use of Social Media in Emergency Management and Response

The <<Shire/ Town / City of XXX>> will use the following channels to communicate and advise our community regarding Emergency Management:

- [list as appropriate]

6 Record Keeping and Freedom of Information

Official communications undertaken on behalf of the <<Shire/ Town / City of XXX>>, including on the <<Shire/ Town / City>>'s Social Media accounts and third party social media accounts must be created and retained as local government records in accordance with the <<Shire/ Town / City>>'s Record Keeping Plan and the *State Records Act 2000.* These records are also subject to the *Freedom of Information Act 1992*.

Council Member communications that relate to their role as a Council Member are subject to the requirements of the <<Shire/ Town / City>>'s Record Keeping Plan and the *State Records Act 2000.* Council Members are responsible for transferring these records to the

<<Shire/ Town / City>>'s administration. Council Member records are also subject to the *Freedom of Information Act 1992*.

7 Personal Communications

Personal communications and statements made privately; in conversation, written, recorded emailed, texted or posted in personal social media, have the potential to be made public, whether intended or not.

On the basis that personal or private communications may be shared or become public at some point in the future, Council Members should ensure that their personal or private communications do not breach the requirements of this policy, the Code of Conduct and the *Local Government (Rules of Conduct) Regulations 2007*.

7.1 Council Member Statements on Shire / Town / City Matters

A Council Member may choose to make a personal statement publicly on a matter related to the business of the <<Shire/ Town / City of XXX>>.

Any public statement made by a Council Member, whether made in a personal capacity or in their Local Government representative capacity, must:

1. Clearly state that the comment or content is a personal view only, which does not necessarily represent the views of <<Shire/ Town / City of XXX>>.
2. Be made with reasonable care and diligence *[Rules of Conduct Reg.3(a)]*;
3. Be lawful, including avoiding contravention of; copyright, defamation, discrimination or harassment laws;
4. Be factually correct *[Rules of Conduct Reg.3(b) and (f)];*
5. Avoid damage to the reputation of the local government *[Rules of Conduct Reg.3(d)]*;
6. Not reflect adversely on a decision of the Council *[≪Insert relevant clause from your Local Government's Meeting Procedures Local Law and Code of Conduct≫]*;
7. Not reflect adversely on the character or actions of another Council Member or Employee [*Rules of Conduct Reg.10(3), ≪Insert relevant clause from your Local Government's Meeting Procedures Local Law and Code of Conduct≫]*;
8. Maintain a respectful and positive tone and not use offensive or objectionable expressions in reference to any Council Member, Employee or community member *[Rules of Conduct Regs. 3(g) and 10(3), ≪Insert relevant clause from your Local Government's Code of Conduct≫]*.

A Council Member who is approached by the media for a personal statement may request the assistance of the CEO.

Comments which become public and which breach this policy, the Code of Conduct or the *Local Government (Rules of Conduct) Regulations 2007*, may constitute a minor breach of the *Local Government Act 1995 [refer s.5.105]* and may be referred for investigation.

Document Control Box			
Document Responsibilities:			
Owner:	[insert Position Title]	**Owner Business Unit:**	[insert Unit Title]

Reviewer:	[insert Position Title]	**Decision Maker:**	Council
Compliance Requirements:			
Legislation:	Local Government (Rules of Conduct) Regulations 2007 State Records Act 2000 - SRC Standard 8 – Managing Digital Information [Shire/ Town / City of XXX] Meeting Management / Standing Orders Local Law		
Industry:	State Records Office Guideline – Management of Digital Records		
Organisational:	[Shire/ Town / City of XXX] Code of Conduct		

Document Management:							
Risk Rating:	**[low / med / high]**	**Review Frequency**:	**[annaul / biennial / triennial]**	**Next Due:**	**[20##]**	**Records Ref:**	**[CP####]**

Version #	Decision Reference:	Synopsis:
1.	[decision date / TRIM Ref]	[brief description of the adoption / changes approved]
2.		

Guideline

Local Government Council Member

Personal Use of Social Media

WALGA

Social media is a powerful communication and networking tool which has become part of our everyday life.

This guideline is designed to assist Local Government Council Members in understanding their obligations when using Social Media in a personal capacity.

Quick Tips

Think before you post

- Could my comments cause the Local Government, the community, residents, ratepayers or other stakeholders to lose confidence in my ability to perform my role in an impartial and professional manner?
- Are my comments consistent with how the community expects a Council Member of the Local Government to operate and behave?
- Could my comments lower or undermine the reputation of the Local Government?
- Could my comments breach the law? For example, do they comply with anti-discrimination legislation and laws relating to defamation, or the *Local Government Act 1995*?
- Would I be comfortable if the person who is the subject of my comments read them?
- What if my comments were printed in the *Inside Cover* article of the *West Australian*?
- Think and rethink before you post. Sometimes you can unintentionally say something hurtful or upsetting when you don't mean to. Consider how someone else may interpret what you say.

What to do if you become a victim of online bullying

- Keep evidence of the offensive or harmful content (screenshots). This may be needed for an investigation.
- Contact the social media service provider and ask them to block the offensive content.
- You could also contact the person who posted the offensive content and ask them to remove it.
- Seek advice and support from someone you trust. A counselling service may help you to cope with particularly difficult or ongoing concerns.
- Take a stand. If someone is being disrespectful or offensive, let them know that you find their comment / content offensive. Remember though, regardless of the severity of the content to which you are responding, an offensive response by you may still constitute a breach of the law.
- Always be respectful and model behaviours that align with the *Local Government (Rules of Conduct) Regulations 2007*.
- Posts which are threatening or imply unlawful activity should always be reported to Police.
- Read the more detailed advice provided below under the heading ***"Guidance on Cyber Abuse"***

Social Media
Local Government Context

What is social media

Social media consists of tools such as websites and applications that allow users to create and share content and to participate in social networking. Social media may include:

- Social networks, such as Yammer, Facebook and LinkedIn.
- Media sharing networks, such as Snapchat, Instagram, Soundcloud and YouTube.
- Bookmarking and content curation networks, such as Pinterest.
- Corporate networks, such as SharePoint and Skype.
- Blogging networks, such as WordPress or newshub.
- Micro-blogging networks, such as Twitter and Tumblr.
- Discussion forums, such as speechbubble and Whirlpool.
- Wikis, such as Wikipedia.
- Online gaming networks, such as World of Warcraft and Fortnite.
- Sharing economy websites, such as Gumtree and Uber.

The term “post” in this guideline refers to any shared or created content put on social media.

What’s Public and What’s Private

You may mistakenly believe that your comments and interactions on social media are private and anonymous. Particularly where you have applied the highest level of privacy or security settings to your accounts. There is however, no guarantee of privacy.

You should be aware that according to the terms and conditions of some third-party sites, the content you create is the property of the site where it is posted and so may be re-used in ways which you had not intended.

Before you post to a social media site you should understand the tool/platform you are using. Read the terms of service and user guides and look through existing content to get an idea of the posting etiquette and any cultural and behavioural norms associated with the social media platform you intend to engage with.

What you publish online can remain there for a long time. Content can also be replicated and shared beyond the original intended audience and sent to recipients who were never expected to see it, or who may view it out of context.

As a Council Member your private online identity may become blurred with your Local Government identity and any inappropriate public comment or content may damage the reputation of yourself, another person or your Local Government.

Consequently, the public perception may be that there is no distinction between statements made in an official capacity on behalf of your Local Government and those made as an individual Council Member. If the comments made privately were inappropriate and they become public, you will be accountable under your Code of Conduct and the *Local Government (Rules of Conduct) Regulations 2007*.

There are risks to your personal well-being also. There are many examples of Western Australian Local Government Council Members being subjected to harassment (trolling) over long periods of time through their personal online accounts due to their association with a Local Government. Some of these people have suffered severe impacts to their personal lives, well-being and reputation.

This guide provides information that will assist you in understanding the behavioural obligations of Council Members and also support you in protecting yourself from avoidable risks.

What the Code of Conduct and Rules of Conduct Require

Codes of Conduct include behaviour requirements which help to inform Council Members when considering their on-line profile, comments and content.

Recommended Reading:

Make sure you are familiar with the Code of Conduct adopted by your Local Government.

The following clauses are extracted from the WALGA Model Code of Conduct:

4.1 Personal Behaviour

(a) Council Members, Committee Members and employees will:

(i) act, and be seen to act, properly and in accordance with the requirements of the law and the terms of this Code;
(ii) perform their duties impartially and in the best interests of the Local Government uninfluenced by fear or favour;
(iii) act in good faith (i.e. honestly, for the proper purpose, and without exceeding their powers) in the interests of the Local Government and the community;
(i) make no allegations which are improper or derogatory (unless true and in the public interest) and refrain from any form of conduct, in the performance of their official or professional duties, which may cause any reasonable person unwarranted offence or embarrassment; and
(ii) always act in accordance with their obligation of fidelity to the Local Government.

(b) Council Members will represent and promote the interests of the Local Government, while recognising their special duty to their own constituents.

4.3 Personal Communications and Social Media

(a) Personal communications and statements made privately in conversation, written, recorded, emailed or posted in personal social media, have the potential to be made public, whether intended or not.

(b) Employees must not, unless undertaking a duty in accordance with their employment, disclose information, make comments or engage in communication activities about or on behalf of the ≪Shire / Town / City≫, it's Council Members, employees or contractors, which breach this Code of Conduct.

(c) Council Member comments which become public and breach the Local Government (Rules of Conduct) Regulations 2007 may constitute a serious breach of the Local Government Act 1995 and may be referred for investigation.

(d) Employee comments which become public and breach the Code of Conduct, or any other operational policy or procedure, may constitute a disciplinary matter and may also be determined as misconduct and be notified in accordance with the *Corruption, Crime and Misconduct Act 2003*.

The Code of Conduct also requires Council Members to:

- ensure that there is no actual or perceived conflict of interest between their personal interests and the impartial fulfilment of their professional duties; and
- not use confidential information, intellectual property or their position to improperly influence the performance of their duties or the duties of others or to gain undue or improper advantage or gain for themselves or others.

The *Local Government (Rules of Conduct) Regulations 2007*, generally require Council Members to:

- *Act with reasonable care and diligence;*
- *Act with honesty and integrity;*
- *Act lawfully;*
- *Avoid damage to the reputation of the local government;*
- *Not reflect adversely on a decision of the Council (except to move a motion for a decision to be revoked or changed);*
- *Not reflect adversely on the character or actions of another Council Member or Employee;*
- *Not use offensive or objectionable expressions in reference to any Council Member or Employee.*

Recommended Reading:

The ***Local Government (Rules of Conduct) Regulations 2007***.

Council Members Expressing Personal Opinion

The WALGA Template Communications and Social Media Policy makes clear that Council Members have a right to make public comment in their personal capacity. Council members may not however, make any public comment which is or may be perceived as being a statement made on behalf of their Local Government.

It is recommended that Council Members pre-script any personal comment they make about activities or matters which are relevant to their local government with a statement similar to:

> ***As a ≪Shire / Town / City of XXXX≫ Councillor, the views expressed here are my personal views only.***

Receiving Works Requests or Community Feedback

Council Members who use social media as part of their Local Government role, may receive posts or comment from community members that is; a request for works or service, an administrative enquiry, a complaint or a compliment.

It is important to recognise that the Community may see these communications in the same way that they historically would have seen a letter or email and rightfully, the community expects that their communication will be actioned and responded to.

Remember

It is not the Council Member's role to find the answers or become involved in resolving the community member's request. That is the role of the Local Government's Administration.

The Council Member's role is only to receive the community member's communication and ensure that it is directed to the Local Government's Administration for action.

Therefore, if Council Members are using social media to connect with their community, then it is important that the Council Member:

- has discussed and agreed with the CEO the method for forwarding community requests to the Local Government's Administration for action; and
- ensures that they are regularly reviewing their social media and forwarding the community requests to the Administration in a timely manner.

Council Members should then ensure that community members are advised of how their communication has been received and actioned. For example:

> ***Thank you for providing this advice. It has been forwarded to the ≪Shire / Town / City's≫ for response direct to you. Please contact the Customer Service Team on 9696 1010 or ≪email address≫ for more information.***

What happens if I have breached the requirements?

If a breach by a Council Member has been reported to or identified by your Local Government, then it may be the subject of an official complaint to the Local Government Standards Panel. The Panel will investigate and may determine sanctions under the Local Government Act. If however, the breach constitutes serious misconduct, it may be subject to mandatory reporting to the Corruption and Crime Commission.

If you believe that you have previously posted comments or content that may breach your obligations, it is recommended that you remove (delete) the offending material as soon as possible after you become aware that the material may constitute a breach.

At the most basic, an inquiry into a Rules of Conduct breach will answer just two questions:

1. Is it reasonable to conclude that the person did engage in particular conduct, and
2. If so, did that amount to a breach of the Rules of Conduct?

What the person meant to do or how serious any breach was, are not relevant. Factors of that kind may only be relevant when determining an appropriate sanction is if the person is found to have committed the breach. They don't affect the decision about whether the person breached the Rules of Conduct.

This guideline will help you to consider your own actions and draw an informed conclusion about whether you are at risk of breaching the Code by making public comments - and, if so, how seriously.

Legislation

Council Member behaviour and activity, including when using social media for professional or personal purposes is governed by:

- *Local Government Act 1995*
    - *Code of Conduct, as adopted by each Local Government*
- *Local Government (Rules of Conduct) Regulations 2008*
- *Local Government (Elections) Regulations 1996*
- *State Records Act 2000*
- *Freedom of Information Act 1988*

Check your Local Government's policies too as there may be specific policies which apply to communications and social media and which you must therefore also comply with. For Example:

- Public Relations / Media
- Election Caretaker Period

The State Records Office of Western Australia also provides a Local Government Elected Member Record Keeping Information Sheet, which will help you to understand when your social media content is required to be kept as a Local Government record.

Guidance on Cyber Abuse

The Office of the eSafety Commissioner website (https://www.esafety.gov.au/) has a range of resources that can assist with regards to cyberbullying and or cyber abuse.

In particular, there are tips and advice that are relevant to local government in the areas listed below. Despite the titles, the majority of advice applies to both male and female.

- Cyber abuse and ways to deal with it
- eSafety for Women
- Image Based Abuse
- Women Influencing Tech Spaces.

Referring Cyber Abuse to Police

The Office of the eSafety Commissioner provides advice on the materials and evidence needed to help the police to best deal with the cyber abuse. It recommend that victims of cyber abuse take some or all of the following steps:

- Record a chronological timeline of events.
- Screenshots of the cyber abuse.
- The URLs of the social media site when viewing the posts (you can obtain the URLs by viewing the posts on a desktop computer and copying the address from the browser address bar.
- Any details on the person believed to be behind the posts.

Elected Members or Local Government employees who experience cyber abuse, should lodge a report via the eSafety Commissioner's website at https://www.esafety.gov.au/complaints-and-reporting/cyberbullying-complaints/i-want-to-report-cyberbullying

Victims of serious and ongoing cyber abuse should also report the matter to Policy, however the Police will only be able to deal with the most serious of cases, as law enforcement actions to obtain IP addresses from social media companies are a lengthy and complex process due to privacy legislation.

Local Government Elected Members and employees who are victims of cyber abuse and have followed the steps recommended by the Office of the eSafety Commissioner without successfully stopping the abuse, may contact Mr Brad Deacon, Senior Investigations Officer at the Commonwealth Office of the eSafety Commissioner on 03 9963 6932, for more information and advice.

Risk Factors

A number of factors can affect a decision about whether material you have emailed, texted, posted or published potentially breaches the law.

It is important for Council Members to recognise that many of the following risk factors relate to all forms of Council Member communications and we encourage you to apply the thinking forward.

Does it criticise the work of your Local Government?
Publicly criticising the work, the administration, the Council, Council Members, Employees or Contractors of your Local Government is almost always going to be seen as a breach of the Rules of Conduct. As a Council Member, people will assume that you have a high level of knowledge about what your Local Government does, and that you may have access to sensitive information. They will think that you know 'what's really going on'. Your comments have a strong capacity to affect your Local Government's reputation.

If you have serious concerns about the way in which your Local Government is being run or the behaviour of another Council Member or an Employee, there are proper ways to report these. Posting on social media is not the answer.

As a Council Member you are able to make personal comments and participate in community discourse in your own right. However, it is important that you make clear that you are not communicating on behalf of the Local Government. WALGA's Template Council Policy on Communications and Social Media provides the following principles for Council Member personal communications, which should:

1. Clearly state that the comment or content is a personal view only, which does not necessarily represent the views of the Local Government.
2. Be made with reasonable care and diligence;
3. Be lawful, including avoiding contravention of; copyright, defamation, discrimination or harassment laws;
4. Be factually correct;
5. Avoid damage to the reputation of the local government;
6. Not reflect adversely on a decision of the Council;
7. Not reflect adversely on the character or actions of another Council Member or Employee;
8. Maintain a respectful and positive tone and not use offensive or objectionable expressions in reference to any Council Member, Employee or community member.

If you feel strongly about posting comments or content and are unsure about how the comments may be perceived, then discuss them with your CEO to make sure you're on safe ground before you post.

Language and tone

Think about the language you use when making public comments about sensitive issues. Is it consistent with the kind of language that people would expect a Council Member representing their Local Government to use? Is it nuanced and thoughtful, or blunt and inflammatory? Does it recognise that there may be alternative points of view?

Be moderate in your language and focus on the facts. Picking fights online is not behaviour consistent with the Rules of Conduct.

Bullying and Harassment

Employees have a right not to be bullied or harassed at work and as such, it is unlawful under the *Occupational Safety and Health Act 1984*. Bullying in generally defined as:

- a person or group of people repeatedly act unreasonably towards a worker or a group of workers; and
- the behaviour creates a risk to health and safety.

Unreasonable behaviour includes victimising, humiliating, intimidating or threatening. Whether a behaviour is unreasonable can depend on whether a reasonable person might see the behaviour as unreasonable in the circumstances. Bullying is defined by the effect of the behaviour, even though there may not be a specific intent to bully.

Examples of bullying include, repeatedly, unreasonably or inappropriately:

- behaving aggressively
- teasing or practical jokes
- pressuring someone to behave inappropriately
- excluding someone from work-related events or
- unreasonable work demands.

Council Members cannot engage in bullying or harassment of the Local Government's employees.

If however a Council Member becomes the subject of bullying or harassment, it is a personal, civil matter which may be subject to defamation or other legal action. The *Occupational Safety and Health Act 1984* does not apply, as Council Members are not employees (workers as defined under the OSH Act) of the Local Government.

Personal criticism, or policy debate?

Council Members may participate in public debates about important public issues, subject to the restrictions explained in this Guideline and the WALGA Template Council Policy – Communications and Social Media.

This does not equate to a right to attack other people personally. If you make personal comments about the character or ability of other people in your community, including other Council Members or Employees, you immediately raise the risk that you have breached the Rules of Conduct as well as opening the door to those people taking legal action against you.

A right to participate in policy debate is not the same as a right to insult people. People who read those insulting comments will form views about whether you can in fact act impartially in your decision making role

Care must be taken when entering into policy debate to ensure that you are not making comment which is adverse to a position previously resolved by the Council.

Confidential or sensitive information
Confidential or sensitive information held by your Local Government or obtained in the course of your duties may not be disclosed publicly without prior authorisation from the Local Government.

Misrepresentation and misinterpretation
The written word can be interpreted many ways. It is important that when drafting content for posting on social media that you read, re-read, think and re-think about how others will read, understand and interpret what you have said.

Information and views can be spread very quickly and widely through online media and can easily be taken out of context and subject to misinterpretation and misrepresentation.

Lack of Control
Once online material is posted online, even if posted privately, it can easily be made public and there is little control or influence over how it might be used or modified or integrated ("mashed') with other content.

Intellectual property infringement
The term "intellectual property" covers the various legal rights to protect the results of the original and creative effort.

You may infringe intellectual property by:

- Replicating, re-tweeting or sharing content without acknowledgement to the original author.
- Posting photos on Flickr or Facebook without consent from participants or the photographer.
- Copying work such as songs, articles, movies or software, from a source without being authorised to do so;
- Posting Government content on social media sites whose terms of service do not comply with Government Policy.

To avoid intellectual property infringement:

- Produce content specifically for social media sites. If choosing to post other Government, business or private site content on social media sites, be mindful of the potential conflict between the source site's terms of use and the intellectual property requirements.
- Do not post third party information without permission or licence – where the third party has provided permission, check the permission is broad enough to cover posting to social media.

Defamation
Defamation laws apply to online comments and content and in fact may increase the risk as content broadcast on social media may have far greater reach.

Australia's first social media defamation case recently resulted in a former student being ordered to pay more than $100,000 in damages over a series of defamatory tweets about a teacher at their school.

Defamation occurs when a person intentionally spreads information about another person, group of people or small company that damages their reputation or can make others think less of them, specifically if the information constitutes a hurtful and untrue statement of fact about them. Even if you didn't create the defamatory material, but only shared it, you could also be found liable for defamation.

Frequently Asked Questions

Why can't I say what I want if I post anonymously?
Are you sure you're anonymous? You may not have identified yourself as a Council Member but many of us now have a digital footprint that makes it easy to find out who we are. Posting material anonymously or using a pseudonym doesn't guarantee your identity will stay hidden. Even if you don't identify yourself you can still be identified by someone else.

It is simply common sense to assume that anything you write or post can be linked to you and your Local Government - whether you intend it or not.

What if I've posted after hours?
Your capacity to affect the reputation of your Local Government does not stop when you leave the Council Chamber. The comments you make at any time can make people question your ability to be impartial, respectful and professional when you are acting as a Council Member.

The community expects Local Government Council Members to uphold the Rules of Conduct behaviours at all times.

But what if I posted material from my private computer/tablet/phone?
Posting material from your private equipment means that you don't have to worry about whether or not you've properly used the Local Government ICT resources provided to Council Members. It doesn't however, affect whether what you've said is OK or not. In the same way that posting material after hours won't always protect you, neither will using your own equipment.

Having said that, remember that any material posted or sent from ICT devices provided by your Local Government may be accessed by the Local Government. This right to access any

material received or created by you when performing your duties as a Local Government Council Member is established in law through the Local Government's obligations under the following legislation:

- *Local Government Act 1995*
- *State Records Act 2000*
- *Freedom of Information Act 1992*
- *Occupational Safety and Health Act 1984*
- *Equal Opportunity Act 1984*

Use of your Local Government's ICT equipment must be in line with the Rules of Conduct and your Local Government's policies and procedures.

What about my right to freedom of speech?
The common law recognises an individual right to freedom of expression. For Council Members, this right is subject to limitations imposed by the Rules of Conduct.

Why can't I rely on privacy settings on my social media platforms?
It's prudent to restrict the publication of your comments to those people who you actually want to see the comments.

You can set the privacy settings as high as you like. But it's not a complete protection, and it's a bad idea to rely on it. It won't stop a friend of yours deciding that something you wrote is particularly funny or insightful, taking a screenshot, and making it available for everyone to see.

What about 'liking', sharing and reposting?
If you 'like' something on a social media platform, it will generally be taken to be an endorsement of that material as though you'd created that material yourself.

'Sharing' a post has much the same effect. If, however, you're sharing something because you disagree with it and want to draw it someone else's attention, make sure that you make that clear at the time in a way that doesn't breach the Rules of Conduct. It may not be enough to select the 'angry face' icon, especially if you're one of thousands that have done so.

If my social media pages are locked to friends only but one of my friends reposts one of my posts, could this be a breach?
Yes. The breach occurs at the time you made your post. The fact that one of your friends chose to repost it doesn't create the breach—it just makes it easier to identify and investigate.

Public comment includes anything that you say in public or which ends up in public. This can include something you've said or written to one person. If your comment has an audience, or a recipient, it's a public comment.

Will I breach the Rules if I send content in a private email to a friend?
Potentially, yes. There's nothing to stop your friend forwarding the email or taking a screenshot of it, including your personal details, and sending it to other people or posting it all over the

internet. Again, the breach of the Rules of Conduct is not in their subsequent publication of your material, but in your emailing that material in the first place.

Am I responsible for nasty comments made by someone else on my social media pages?
Doing nothing about objectionable material that someone else has posted on your page can reasonably be seen in some circumstances as your endorsement of that material. If someone does post material of this kind, it may be sensible to delete it or make it plain that you don't agree with it or support it.

Any breach of the Rules of Conduct would not come from the person making the post. It would come from how you reacted to it.

Is it OK to share a petition about a political topic?
It depends. The factors affecting this judgment might include the subject of the petition, or the terms in which it's expressed. The principles set out elsewhere in this guide and the WALGA Template Council Policy – Communications and Social Media may help you come to a view in each case.

In any case, if a Council Member has been actively involved in a petition or has been a signatory to the petition, the Council Member will have a conflict of interest to disclose when the petition is presented to the Council for consideration.

Is posting to a closed mailing list making a public comment?
Yes. The same principles apply in this case as posting to locked social media pages or sending private emails.

What about just joining a Facebook group (or similar)?
People will draw conclusions about you from a range of factors. This can include the nature of any online communities that you join.

Can I post comments about politics, issues and events in other Local Government Districts?
Usually, yes, but the same concerns still apply. For example, Council Members may be seen to be commenting on behalf of their Local Government and need to exercise sensible care in their comments.

You should think carefully before making comments about politics, issues and events in other Local Government Districts that might lead others to thinking less of your Local Government.

Policy Committee – 8 February 2021

16.5 Review of Policy 9.1 Budget

Responsible Officer	Michael Kent, Project Director Strategic Finance (CFO)
Voting Requirement	Simple Majority
Attachments	Attachment 16.5A - Discussion Paper - Budget Policy Attachment 16.5B - (Draft) Strategic Financial Planning & Budgeting Policy Attachment 16.5C - (Draft) Cash Backed Reserves Policy Attachment 16.5D - (Draft) Use of Debt as a Funding Option Policy Attachment 16.5E - (Current) Budget Policy

Purpose

This report presents an updated suite of three policies in substitution of the current Budget Policy. These new policies reflect contemporary best practice and address identified deficiencies in the City's existing policy.

Recommendation from the Policy Committee

That Council:

1. REVOKES Policy 9.1 – Budget, as included in Attachment 16.5E
2. ADOPTS Policy 2.3 – Strategic Financial Planning & Budgeting, as included in Attachment 16.5B
3. ADOPTS Policy 2.4 – Cash Backed Reserves, as included in Attachment 16.5C and
4. ADOPTS Policy 2.5 – Use of Debt as a Funding Option, as included in Attachment 16.5D.

Background

1. The integrated Planning & Reporting Framework requires that the Strategic Community Plan and Corporate Business Plan are supported by informing documents such as a Workforce Plan and Asset Management Plans. The Long Term Financial Plan is the strategic document that brings the resourcing and financing requirements of those plans into a single consolidated view.

2. The City of Perth has had a Budget policy in place since at least March 2000. Notwithstanding periodic reviews up to 2014, the policy has not been critically reviewed since that time. The existing policy has been focused primarily on the preparation of the Annual Budget rather than taking an integrated strategic financial perspective. As such, it has encouraged decision making that is not entirely consistent with the principles of the Integrated Planning & Reporting Framework.

3. As part of the Financial Systems & Process Transformation Project, the Chief Financial Officer has overseen a comprehensive review of this policy, including benchmarking the City's policy against our local government peers.

4. The review has resulted in a proposal to excise some aspects of the current policy and then to replace the residual aspects of the current policy with a suite of three complementary policies that focus on specific aspects of strategic financial management.

Discussion

5. In reviewing the policy, the City has examined the investment policies of peer local governments including the Cities of Wanneroo, Melville, South Perth, Canning, Cockburn and Bayswater.

6. Following a comprehensive review of the policy, it is recommended that the existing Budget Policy is revoked and replaced with a suite of three complementary strategic financial management policies as below:
   - Strategic Financial Planning & Budgeting
   - Cash Backed Reserves
   - Use of Debt as a Funding Option

7. The City's position is that the areas of Strategic Financial Planning, Cash Backed Reserves and Use of Debt as a Funding Option are of sufficient importance to warrant their own stand-alone policies.

8. Critically reviewing the City's existing Budget Policy highlighted several areas in which the current policy was silent or lacked clarity. These policy issues included the following:

Issue	Policy Deficiency	Draft Policy Response
Policy Objective	Narrow focus and inadequate	Clearly drafted Policy Objective
Planning Time Horizon	Focus on budget - single year	Clause 2, 3 & 6

Issue	Policy Deficiency	Draft Policy Response
Guiding Strategic Principles	Absence of key principles	Clause 1 Principles
Financial Sustainability	Policy silent	Clause 5,6, 4 & 10
Use of Cash Reserves	Policy silent	New Policy 9.X
General Policy Content	Focus on individual budget elements rather than a comprehensive set of strategic principles	Re-drafted policy content
Parking Business	Belongs as part of a discrete strategy and business plan	Removed – incorporated into Parking Business Plan
Property Portfolio	Belongs as part of a discrete strategy and business plan	Removed – incorporated into Parking Business Plan

9. Readability and understandability of the draft policies has been enhanced by isolating the content relating to Cash Backed Reserves and Use of Debt as a Funding Option in their own discrete policies.

10. Content relating to the City's Parking business and Property Portfolio are recommended for excision from the current Budget policy so that they may be included in the business plans and strategies that are currently being developed for these specialist business operations.

11. This then allows the former Budget policy to be re-purposed as a focused Strategic Financial Planning & Budgeting policy.

12. Whist it is acknowledged that there is legislation and generic industry guidance to assist local governments in addressing these matters, it is considered that the City's suggested approach of creating a suite of three complementary policies is a positive demonstration of Council's commitment to greater accountability and transparency of our financial management approach.

13. Having discrete policies for each of these topics provides greater focus and flexibility.

Stakeholder Engagement

14. In determining the narrative and content for the revised suite of policies, an extensive review of contemporary peer local government policies was undertaken.

Decision Implications

15. If Council choses to support the officer recommendation and policies (as presented); it can be confident that its strategic financial planning and budgeting approach reflects contemporary best practice. Should the revised policies not be supported, there may be a lack of shared understanding and transparency about the principles on which the City's strategic financial planning and budgeting activities are based.

Strategic, Legal and Policy Implications

Strategic	
Strategic Community Plan Aspiration:	Performance A city led by a Council and supported by an administration that is committed to sound strategy and governance, excellence in customer service an effective and sincere engagement with all stakeholders.
Strategic Community Plan Objective:	Objective 5.5 A financial business model underpinned by a culture of cost management, best value and strategic financial analysis that is subject to ongoing oversight, transparency and accountability.
Issue Specific Strategies and Plans:	Not Applicable

Legal and Policy	
Legislation:	• *Local Government Act 1995* – Section 5.56 • *Local Government (Administration) Regulation 1996* - Regulation 19C and Regulation 19D • *Local Government Act 1995* - Section 6.2 • *Local Government (Financial Management) Regulations 1996* - Part 3 • *Local Government Act 1995* – Section 6.11 • *Local Government Act 1995* – Section 6.20
Legal advice:	Not Applicable

Policy	Not Applicable

Relevant Documents

Not applicable

Further information

16. Following feedback received at the Policy Committee meeting on 8 February 2021, several administrative amendments were made. These included:

    a. Modifying the reference in Policy Clause 1 – Principles to provide greater clarity on the 'balanced budget philosophy'
    b. Clarifying Policy Clause 6 – Balanced Budget Philosophy
    c. Inclusion of the WALGA Cost Index as a relevant consideration in setting fees at Policy Clause 13 - Fees & Charges
    d. Inclusion of Council philosophical position on fees and charges at Policy Clause 13.
    e. Clarifying Clause 10, dot point 1.
    f. Other verbal clarifications were provided, and questions answered in relation to the Budget policies.
    g. The Financial Management Approach Timeline is to be modified to use more generic dates.

17. Questions were also asked in relation to the number of Cash Backed Reserves held by the City. It was explained that each Cash Backed Reserve is required to have an explicit purpose and funds could only be use for that purpose. It was considered that transparently disclosing the names of the reserves and their purposes was a best practice approach.

ATTACHMENT 16.5A

City of Perth

Discussion Paper

Policy 9.1 - Budget Policy



Prepared by: Michael Kent Project Director Strategic Finance (CFO) - *06 December 2020*

Table of Contents

1. Executive Summary 3
2. Background and Context 4
2.1. Legislation 4
2.2. Alignment to Integrated Planning Framework 4
2.3. City of Perth Inquiry 5
2.4. External Directions - Industry / State Government Guidelines 5
3. Research 5
3.1. Cash Backed Reserves 7
3.2. Borrowings 7
3.3. Rates 7
3.4. Provisional Allocations 8
3.5. Key Financial Indicators 8
4. Risks and Issues 8
5. Budget and Resource Implications 9
6. Key Discussion Items and Points of Clarification 9
7. References 9

1. Executive Summary

The integrated Planning & Reporting Framework requires that the Strategic Community Plan and Corporate Business Plan are supported by informing documents such as a Workforce Plan and Asset Management Plans. The Long Term Financial Plan is the strategic document that brings the resourcing and financing requirements of those plans into a single consolidated view.

The City of Perth has had a Budget policy in place since at least March 2000. Notwithstanding periodic reviews up to 2014, the policy has not been critically reviewed since that time. The existing policy has been focused primarily on the preparation of the Annual Budget rather than taking a longer term more strategic financial perspective. As such, it has encouraged decision making that is not entirely consistent with the principles of the Integrated Planning & Reporting Framework.

A comprehensive review of the policy has been undertaken and it is recommended that the existing Budget Policy is revoked and replaced with a suite of three complementary strategic financial management policies as noted below:

- Strategic Financial Planning & Budgeting
- Cash Backed Reserves
- Use of Debt as a Funding Option

These policies are now submitted for the consideration of Council.

The revised policies incorporate several contemporary elements previously missing from the current policy and address identified shortcomings of that policy including:

- The inclusion of clearly articulated policy objectives
- A more strategic longer term time horizon
- Clearly articulated principles to guide the City's financial planning activities
- Further guidance on the responsible use of Cash Backed Reserves & Use of Borrowings
- Clarity around the relationship between the City's financial management approach and its parking and property management operations.

In reviewing the policies, the City has examined the relevant policies of peer local governments including the Cities of Joondalup, Wanneroo, Canning, Cockburn, Bayswater and South Perth.

When adopted, these new policies will provide clear and unequivocal guidance on a best practice approach to strategic financial planning and budgeting - and will position the City for a sustainable financial future.

Council is encouraged to take up the suggested approach so that it may make further progress on its journey to become an exemplar for local government financial management excellence.

2. Background and Context

As part of the Financial Systems & Process Transformation Project; all financial systems, processes and policies are being progressively reviewed to ensure that they reflect contemporary best practice. In the case of the Budget Policy, the review and re-drafting of the policy document has been comprehensive and has resulted in the creation of a suite of three complementary policies:

- Strategic Financial Planning & Budgeting
- Cash Backed Reserves
- Use of Debt as a Funding Option

2.1. Legislation

All local governments have a legislative obligation under the *Local Government Act (1995) - Section 5.56* and the *Local Government (Administration) Regulations (1996), Regulation 19C & 19D;* to have a Council adopted Community Strategic Plan.

The integrated Planning & Reporting Framework requires that the Strategic Community Plan and Corporate Business Plan are supported by informing documents such as a Workforce Plan and Asset Management Plans. The Long Term Financial Plan is the strategic document that brings the resourcing and financing requirements of those plans into a single consolidated view.

Section 6.2 (1) of the Local Government Act 1995 requires Council to prepare and adopt a budget for it Municipal fund by 31 August. Section 6.2 (2) requires Council to have regard to the contents of the Community Strategic Plan in the preparation of the Annual Budget and in determining the amount required to be raised from rates. Part 3 of the Local Government (Financial Management) Regulations 1996 prescribes the form and content for the annual budget and the requirement to review the performance of the budget between 1 January and 31 March each year.

These policies have been formulated to articulate Council's requirements and processes for strategic financial planning and budgeting as well as managing the annual budget in a manner that is both compliant with legislative requirements and relevant to Council's operating needs.

2.2. Alignment to Integrated Planning Framework

Strategic Community Plan

Aspiration:	**Performance**
Objective No.	**Description**
5.5	A financial business model underpinned by a culture of cost management, best value and strategic financial analysis that is subject to ongoing oversight, transparency and accountability

Corporate Business Plan

CBP No.	Operational Initiative Description
All	Applies to all initiatives

Other related plans or policies:

Financial Systems & Process Transformation Project Initiative 12 - Finance Business Rules and Initiative 7 - Budget & LTFP Development Process

2.3. City of Perth Inquiry

Section	Report Recommendation
No.	**Recommendation Description**
213	Integrated Planning & Reporting Framework & move to a future planning focus rather than compliance driven internal process.
207	Key financial processes to be mapped and documented to support consistent decision making and accountability.
221	Improve transparency when setting rates and clearly document cross-subsidisation.
230	Consider allocating a specified, pre-determined amount of the annual budget to discretionary spending on donations, grants and sponsorships

2.4. External Directions - Industry / State Government Guidelines

This policy is consistent with the content of previously issued guidance and resources relating to the Integrated Planning & Reporting Framework from the Department of Local Government, Sport & Cultural Industries.

3. Research

To inform this comprehensive revision of the City's Budget policy, the published policies and practices of peer metropolitan local governments including the Cities of Joondalup, Wanneroo, Canning, Cockburn and Bayswater were reviewed. In person discussions were also held with relevant officers in other peer local governments including the Cities of Stirling, South Perth and Vincent and the Town of Victoria Park in relation to in-use practices.

This exercise revealed a variation in approaches across local governments ranging from those having discrete policies for strategic financial planning, cash reserves and loan borrowings through to others which had a budget policy that reflected some, but not all, of those elements.

Other peer local governments did not have a published policy as such, choosing simply to reference the department's generic guidelines on the Integrated Planning and Reporting Framework.

In several cases, it was observed that the peer documents were more operational in nature (a list of task steps in preparing a budget) rather than focusing on strategic intent.

The City's position is that the areas of Strategic Financial Planning, Cash Backed Reserves and Use of Debt as a Funding Option are each of sufficient importance to warrant their own stand-alone policies.

Critically reviewing the City's existing Budget Policy highlighted several areas in which the current policy was silent or lacked clarity. These policy issues included the following:

Issue	Policy Deficiency	Draft Policy Response
Policy Objective	Narrow focus and inadequate	Clearly drafted Policy Objective
Planning Time Horizon	Focus on budget - single year	Clause 2, 3 & 6
Guiding Strategic Principles	Absence of key principles	Clause 1 Principles
Financial Sustainability	Policy silent	Clause 5,6, 4 & 10
Use of Cash Reserves	Policy silent	New Policy 9.X
General Policy Content	Focus on individual budget elements rather than a comprehensive set of strategic principles	Re-drafted policy content
Parking Business	Belongs as part of a discrete strategy and business plan	Removed – incorporated into Parking Business Plan
Property Portfolio	Belongs as part of a discrete strategy and business plan	Removed – incorporated into Property Business Plan

Readability and understandability of the draft policies has been enhanced by isolating the content relating to Cash Backed Reserves and Use of Debt as a Funding Option in their own discrete policies.

Content relating to the City's Parking business and Property Portfolio are recommended for excision from the current Budget policy so that they may be included in the business plans and strategies that are currently being developed for these specialist business operations.

This then allows the former Budget policy to be re-purposed as a focused Strategic Financial Planning & Budgeting policy.

Specific comment is made in respect of the following items:

3.1. Cash Backed Reserves

Creation of a discrete Cash Backed Reserves policy provides a clear strategic framework for the establishment and utilisation of Cash Backed Reserves. The policy clearly articulates the reasons for which a reserve may be created and the manner in which they may be used. Most importantly, the policy provides a master list that identifies the City's Cash Backed Reserves by title and purpose.

To assist the Policy Committee's deliberations on this issue, the table below presents the position of peer local governments in respect to a Cash Backed Reserves policy and contrasts them with those proposed in the draft City of Perth policy.

Policy Position	Perth	Melville	Bayswater	Cockburn	South Perth	Canning
Reserves Policy	Yes	No	Yes	Combined	No	Combined

3.2. Borrowings

Creation of a discrete Use of Debt as a Funding Source policy provides a clear direction on the strategic use of borrowings as a funding source. The policy clearly articulates the circumstances in borrowings may be appropriate. The policy also provides guidance on the term of borrowings, borrowing ratios and debt covenants and the borrowing approvals process.

To assist the Policy Committee's deliberations on this issue, the table below presents the position of peer local governments in respect to a Borrowings policy and contrasts them with that proposed in the draft City of Perth policy.

Policy Position	Perth	Melville	Bayswater	Cockburn	South Perth	Canning
Borrowings Policy	Yes	No	Yes	Combined	Yes	Combined

3.3. Rates

Whilst peer local governments reviewed had a general statement in relation to rates and / or rates increases, no peer local government appeared to have a documented Rates Methodology Statement. The City of Perth does have a comprehensive Rates Methodology document which was prepared for the 2020/21 Rating year. This document provides information on the conceptual approach to rating of properties in the City, historical context for the City's rating efforts and statistical analysis of the current rating year.

The Rates Methodology Statement is one of the elements being reviewed as part of the Rates Methodology Review currently being undertaken by consultants ACIL Allen. Recommendations from this review are due to be presented to Council in late March / early April to inform the 2021/22 budget deliberations.

3.4. Provisional Allocations

In response to Recommendation 230 of the Report on the Inquiry into the City of Perth, the draft policy now includes a proposal for a provisional (capped) allocation for discretionary funding of sponsorships, grants and donations. The provisional allocation is based on the average spend for each of the past five years (excluding the Covid impacted 19/20 year) expressed as a percentage of 'eligible revenue' received from Rates and Parking Operations.

The level at which this percentage is set is able to be adjusted by Council should they have an alternative view - but the indicative quantum is specified to provide certainty in future financial modelling and development of programs for grants and sponsorships. It may be varied by Council in the budget process. By way of comparison, the only observed WA metropolitan local government who nominate such a notional amount is the City of Cockburn, who allocate 2% of rates revenue – noting that they are not a capital city and do not have the statutory obligations that the City of Perth Act imposes on our City.

3.5. Key Financial Indicators

The suite of policies presented with this paper make explicit references to the importance of financial sustainability and robust and transparent long term financial planning. By making direct reference to the suite of Key Financial Indicators mandated by the Department of Local Government, Sport and Cultural Industries, and the industry benchmarks associated with them; these policies inform deliberations in developing long term financial plans, budgets or other financial strategies. The draft policies also make explicit reference to the targeting of balanced budgets or surplus budgets.

4. Risks and Issues

The reports of specialist consultants Crowe Horwath and ACIL Allen commissioned to support the Inquiry into the City of Perth mirrored the finding of the internally commissioned investigation and report by the Project Director Strategic Finance into the City's financial planning practices prior to 2019/20. These reports recognised the emphasis on single year time horizons and statutory compliance rather than taking a longer term, strategically focused approach to financial management. In addition, the reports noted the absence of a well-documented rigorous approach to the development of the City's Annual Budget.

The proposed suite of three contemporary policies taker a more strategic approach towards addressing the shortcomings identified in the City's existing approach. Given the opportunity to critically review the in-existing approach, the City has responded in a proactive and responsible manner to enhance its financial management approach.

There are no material risks associated with the adoption of the three policies that are proposed to address these issues. The City's approach meets or exceeds all statutory obligations and should facilitate a shared understanding by Elected Members, the administration and community stakeholders of the City's approach in relation to strategic financial planning and budgeting.

5. Budget and Resource Implications

Implementation of these policies once adopted by Council is a straight-forward administrative action. There are no direct financial or resource implications as the policies can be enacted immediately upon Council adoption.

6. Key Discussion Items and Points of Clarification

As has been noted earlier in this paper, peer local governments take a variety of positions with respect to having policies in place in relation to Strategic Financial Planning and Budgeting, Cash Backed Reserves and Use of Debt as a Funding Option.

Whist it is acknowledged that there is legislation and generic industry guidance to assist local governments in addressing these matters, it is considered that the City's suggested approach of creating a suite of three complementary policies is a positive demonstration of Council's commitment to greater accountability and transparency of our financial management approach.

Having discrete policies for each of these topics provides greater focus and flexibility.

7. References

City of Bayswater - 'Strategic Budget Policy'

City of Bayswater - 'Cash Backed Reserves Policy'

City of Bayswater - 'Loan Borrowing Policy'

City of Cockburn - 'Corporate Strategic Planning & Budget Policy'

City of Canning 'Budget Preparation Policy'

City of South Perth - 'Preparation of Long Term Financial Plan & Annual Budget Policy'

City of Wanneroo - ‘Strategic Budget Policy’

City of Wanneroo – ‘Cash Backed Reserves Policy’

City of Perth - Financial Systems & Process Transformation Plan

Report of the Inquiry into the City of Perth

City of Perth

CP2.3 Strategic Financial Planning & Budgeting

Policy Objective

The objective of this policy is to support a well-considered, consistent and strategic approach to planning for, and allocating, the financial resources required to deliver on the aspirations contained in the Strategic Community Plan.

Best practice financial management is most likely to be achieved when there is a shared understanding of the strategic approach to allocation of the City's scarce financial resources.

By providing clearly stated principles and guidance on the City's strategic financial planning and budgeting approach, this policy aims to deliver:

- financial sustainability
- responsible asset stewardship
- robust and transparent financial planning
- value for money outcomes
- accountability for resource use.

Policy Scope

This policy applies to Elected Members and City officers involved in the development or review of the Long Term Financial Plan (LTFP) and Annual Budget. Its principles should guide the compilation of, and decision making in relation to, the Long Term Financial Plan and Annual Budget.

A principal focus for Elected Members in the financial planning process is to ensure alignment between the City's identified integrated planning and reporting framework documents and the direction they establish. Administrative staff are primarily responsible for determining the detailed line items to be included within the key financial documents, giving due consideration to strategic alignment, budget cash flow constraints, community views and statutory requirements. Elected Members then approve the resource allocations.

Policy Statement

The City acknowledges that it must plan for the current and future needs of the community in a socially, culturally, environmentally and financially sustainable manner. This will be achieved through the application of the Integrated Planning & Reporting Framework which incorporates the Strategic Community Plan, Corporate Business Plan, Long Term Financial Plan, Workforce Plan and Asset Management Plans.

Through alignment between the community's aspirations, as expressed through its Strategic Community Plan, and the City's allocation of its capacity and resources (as expressed through the Long Term Financial Plan, Workforce Plan and Asset Management Plans); the City can contribute positively to stakeholders understanding and embracing its financial management approach.

1 Financial Planning Principles

This policy is founded on the following principles:

P1 - A 'balanced budget' philosophy (modest budget closing position) is the objective over both the long and short term horizons.

P2 - The suite of Key Financial Indicators mandated by the Department of Local Government, Sport and Cultural Industries, and industry benchmarks associated with them, are to inform deliberations in formulating long term financial plans, budgets or other financial strategies.

P3 - Responsible accumulation and / or deployment of Cash Backed Reserves is an important part of the funding mix.

P4 -Responsible use of debt is a legitimate option to address inter-generational equity issues in relation to long life community asset acquisitions or upgrades.

P5 - Core services delivered must be cost and quality competitive and in line with community expectations.

P6 - Recurrent revenues should always exceed recurrent (cash) expenditures.

P7 - Asset renewal activities should be prioritised over the creation of new assets.

P8 - Robust, sustainable and transparent financial planning approaches must be applied.

2 Financial Planning Horizon

The City's financial planning horizon should always be ten-years or greater. Under no circumstance, should financial planning or budgeting activities be regarded as a series of adjacent one-year time horizons.

3 Long Term Financial Plan exerts Persuasive Influence on Annual Budget

As the document that is formulated to address the strategies and deployment objectives outlined in the City's Strategic Community Plan, Corporate Business Plan, Asset Management Plans, Workforce Plan and relevant informing strategies and resourcing plans; the financial parameters and funding models contained in the Long Term Financial Plan will exert persuasive influence on the development of the Annual Budget.

The projects and initiatives in the Long Term Financial Plan and Corporate Business Plan will form the basis of the Annual Budget.

4 Dynamic Treasury Management

The City will practice dynamic treasury management - that is, the Long Term Financial Plan and Annual Budget will evolve dynamically as the impacts of Council financial decisions are known and can be factored with confidence into the predictive models.

All significant financial decisions (including changes to staffing complement) are to be evaluated and modelled over long term financial horizons.

5 Financial Sustainability

Achieving the financial capacity to deliver the services and projects which align with the community's aspirations is the primary goal of the City's financial management approach. All long term financial

planning and budgeting activities that contribute towards the attainment of that objective are consistent with the desired outcomes from this policy.

6 Balanced Budget Philosophy

In order to achieve long-term financial sustainability, the City will deliver either a balanced budget or, ideally, a positive budget closing position. The City will target a Budget Closing Position of between 1% and 3% each year, where this is possible.

The City will also target the achievement of the suite of Key Financial Indicators mandated by the Department of Local Government, Sport and Cultural Industries, and industry benchmarks associated with them.

Operational budgets should be produced using the principles of zero-based budgeting, notwithstanding that they may be informed by previous year experience and known cost increments.

7 Reserve Funds

Addressing the challenges of inter-generational equity refers to the equitable allocation of responsibility for funding the provision and maintenance of assets and facilities throughout their useful life. That is, more evenly spreading the financial burden between current and future ratepayers who will enjoy the benefit.

This may be managed through the long term financial management process by responsible use (accumulation or deployment) of cash backed reserves.

Decisions in relation to whether to use or accumulate Cash Backed Reserves must always be made by considering a ten-year time horizon.

Cash-backed specific purpose reserve accounts should be established to help mitigate financial risk and, where appropriate, to spread the financial burden. The purpose for each Cash Backed Reserve will be documented to ensure the use of funds is transparent.

Policy 2.4 - Cash Backed Reserves provides important guidance in relation to how Cash Backed Reserves may be used to the greatest advantage of the City in achieving its strategic objectives.

8 Loan Borrowings

The responsible use of debt as a funding option must be a seriously considered long term funding option for the City when developing its long term financial plans.

The ability to borrow at preferential interest rates on a fixed rate basis through WA Treasury Corporation, is a unique opportunity afforded to local governments, and as such, should be taken.

Guided by the debt covenants referenced in Policy 2.5 - Use of Debt as a Funding Option, the City should supplement its strategy to address intergenerational equity considerations, through the responsible use of borrowings to fund the acquisition or enhancement of long life community assets.

9 External Funding

The City will adopt a philosophy of continuously engaging with State and Federal governments, other quasi-government entities and private party contributors to leverage all relevant grant funding opportunities - to ensure that contributions towards the cost of infrastructure projects and service delivery are equitably supported by both external funders and ratepayers.

10 Funding Priorities

The City recognises the competing demands for limited financial resources and will endeavour to allocate resources in accordance with the objectives of this Policy.

Prioritisation of funding allocation will be based on the following:

- Activities to comply with statutory obligations or standards.
- Renewal, upgrade or maintenance of existing infrastructure assets as supported by the Strategic Asset Management Plans and related projects prioritisation processes.
- Capital projects supported by a significant external funding contribution.
- Current operational funding for programs, unless the operational need for any of those programs has been superseded or modified by a service review process.
- New programs or assets as supported by the Strategic Asset Management Plans and related projects prioritisation processes.
- New operating projects or initiatives that are supported by a significant external funding contribution.
- Council decisions for programs and projects based on the current service levels required by the community or advised by City staff.

11 Rates Methodology

The City will apply a differential rating approach to the rateable land within the district. In implementing systems and procedures to ensure that rates are determined based on the predominant use of the land, the City will observe the principles of:

- Objectivity
- Fairness and Equity
- Consistency
- Transparency
- Administrative Efficiency.

These principles are explained in the table below.

Principle	Interpretation

Objectivity	The predominant use of land should be reviewed and determined on the basis of an objective assessment of relevant criteria. External parties should be able to understand how and why a particular determination was made.
Fairness & Equity	Rating principles should be applied fairly and equitably. Each property should make a fair contribution to rates based on a method of valuation that appropriately reflects predominant use.
Consistency	Rating principles should be applied, and determinations should be made, in a consistent manner. Like properties should be treated in a like manner.
Transparency	Systems and procedures for determining the method of valuation of land should be clearly documented and available for the public to inspect. This is fundamental to the "good government" principle upon which the Act is based. The right to govern accompanies the obligation to do so openly and fairly.
Administrative Efficiency	Rating principles and procedures should be applied and implemented in an efficient and cost-effective manner.

The City's approach to rate setting is described in detail in the City of Perth Rates Methodology document. This is to be the guiding document for rate setting activity unless varied by either legislative change or by resolution of Council.

The City's Rates Methodology indicates that rates will be developed on a general rate (rate in the dollar) increase of Perth CPI plus, where appropriate, an additional amount based on required funding to meet community service levels and expectations as identified and approved through the Long Term Financial Planning process.

The contrasting methodologies to be applied in GRV revaluation years and non GRV revaluation years are documented in the Rates Methodology document.

In determining the required funding to be raised from Rates, the City will have regards to Local Government Operational Guidelines - Number 08 'Opening and Closing Funds used in the Annual Budget'.

As part of the Rate Setting process each year, the Rates Methodology document and proposed Differential Rating Models (including the statement of objects and reasons for differential rates categories) will be presented to Council at an Elected Members workshop before being formally considered for advertising by Council.

12 Service Levels

Service levels are to be periodically reviewed to establish best value for money by considering the balance between community demand, resource and funding requirement and price.

Services provided by the City should be critically reviewed through the service unit planning process

to test the following:

- Should the City's role be that of advocate, facilitator or provider?
- Should the service be provided by the City (are there alternative providers?)
- Is a co-sourced or out-sourced delivery model more appropriate?
- Are the current / proposed service levels appropriate?
- Can the required staffing requirements be met without adversely impacting on other Council priorities?

13 Fees & Charges

Existing fees and charges are to be reviewed annually with consideration to be given to statutory limits, inflation and employee cost index.

As a general principle, the City adopts a 'user-contributes' approach to setting its fees - whilst giving consideration to community expectation of the level of services and their capacity to pay.

Factors that are to be considered when reviewing fees and charges include:

- Regulatory provisions - Sections 6.17 and 6.38 of the Local Government Act 1995
- The full cost of the provision of the goods and services
- Benchmarking against other Local Government peers offering comparable services
- Market rate comparisons if there are other providers for the service
- Optimisation of return on Council commercial property
- CPI for Perth (All Groups) and or WALGA Local Government Cost Index
- The level of any subsidy that the City's may have chosen to provide for either community or economic stimulus purposes.

The City also acknowledges the requirements of the National Competition Policy and will ensure compliance by regularly reviewing its fees, charges and service offerings to identify whether these require adjustment to ensure that they do not create or have the potential to create unfair competition with the private sector.

14 Capital Project Proposals

The City's infrastructure, property and equipment assets are used to deliver important community services and the City's strategic goals. Asset Management strategies and plans are informed by, and in turn inform, the aspirations and service requirements in the Strategic Community Plan.

The development of meaningful asset management plans is essential to delivering on the City's strategic direction, service plans, projects and operational plans.

Integrating Asset Management with robust long term financial plans and annual budgets is an essential part of long term financial planning.

When developing the City's draft Long Term Financial Plan, due consideration must be given to the indicative asset management ratios disclosed in that plan for Asset Sustainability, Asset Consumption

& Asset Renewal Funding, In the event that the indicative asset management ratios disclose a trend which is outside that expected of a responsibly managed local government, Council must reconsider the capital project mix and assign a greater priority to asset renewal works.

Prioritisation of proposed capital projects should be in accordance with the principles noted in Clause 10 of this policy.

In general, the distribution of the proposed funding allocation for capital projects should be:

- Asset Renewal - 40% to 45% Minimum, ideally close to the annual depreciation amount
- Major Projects Discretionary - 40% to 45% (Approved & Conceptual Projects)
- Discretionary (Minor Capital) - Residual (ideally 10% or less)

Capital works planning should resist repeated outcomes where the consumption of assets exceeds asset renewal or replacement (depreciation is greater than renewal and maintenance expenditure) other than in exceptional circumstances.

All proposals for capital works should be accompanied by a project plan that clearly articulates:

- Links to the Community Strategic Plan / Council Priorities.
- Alignment with Asset Management Plans or other critical informing strategies.
- Assessment of community / organisational impact.
- Measurable outcomes / outputs.
- Achievement of Risk Management Objectives - relating to extreme or high risks
- Synergies with other major capital initiatives.
- Potential future revenue streams or cost savings.
- Full life cycle costs.
- Evidence of external funding efforts and articulation of funding successes and grant funding obligations.
- Cash flow implications for the project.
- Realistic timelines and deliverables with appropriate consideration of organisational capacity.
- Details of any significant financial contingencies included in the costing and the project phase to which they relate.

15 Provisional Allocations - Discretionary Funding

To provide clarity and certainty in relation to discretionary funding allocation for Grants, Donations and Sponsorships, a specified provisional allocation of eligible own source revenues will be made annually.

Eligible own source revenue for the purpose of calculating this provisional allocation includes the aggregate annual budget total of the following:

- Rates - excluding interim and back rates, rubbish service charges, pool inspection fees and emergency services levy.
- Parking Revenue inclusive of Fines and Associated Costs.

The provisional allocation will be:

Funding Source	Allocation %
Eligible Own Source Revenue	3.00%

The allocation of funds from the provisional funding pool to individual sponsorships, grant and donations will be in accordance with Policy 18.3 – Sponsorships & Grants and Policy 18.14 – Donations and will be subject to final ratification by Council.

16 Commercial Operations - Parking

The City's parking operations play an important role in contributing to the funding mix that supports the Long Term Financial Plan and Annual Budget. Without the current level of contribution from the Parking business, funding demand from Rates may necessarily increase. This observation does not necessarily preclude Council pulling financial levers to generate economic activity - it merely acknowledges that with every economic intervention (such as free parking) there is a financial consequence that must also be managed.

The City's parking operations, and the resultant relationship between economic stimulus, community support and generating financial surpluses to support important community initiatives is a fundamental part of the City's financial model.

Whilst the Parking Services business plan is a separate initiative outside the parameters of this policy, the ongoing interaction between the imperatives of the Parking Services Business Plan and the City's Long Term Financial Plan funding model must continue to be monitored, understood and responded to in a strategic fashion.

17 Commercial Operations - Property Portfolio

The City's property portfolio operations play an important role in contributing to the funding mix that supports the Long Term Financial Plan and Annual Budget.

Without the current level of contribution from the commercial property business, funding demand from Rates may necessarily increase. Again, this observation does not necessarily preclude Council acting to generate additional economic activity or desired community outcomes from the City's commercial property portfolio - it merely acknowledges that with every economic intervention, there is a financial consequence that must also be managed.

Whilst the City's commercial property operations, and the resultant relationship between economic stimulus, community support and generating financial surpluses to support important community initiatives is a fundamental part of the City's financial model, Council may opt to rationalise certain property holdings to create a new discretionary funding stream to support the funding model.

Whilst the Commercial Property Portfolio business plan is a separate initiative outside the parameters of this policy, the ongoing interaction between the imperatives of these operations and the City's Long Term Financial Plan funding model must continue to be monitored, understood and responded to in a strategic fashion.

18 Timetable

An indicative timeline for the development of the Long Term Financial Plan and Annual Budget, including Council touchpoints and decision-making steps involved is provided as **Appendix 1.**

City of Perth

Document Control

Policy Context

Legislation:	Local Government Act 1995 - Section 5.56, Section 6.2 Local Government (Financial Management) Regulations 1996 - Part 3
Policy:	Related policies 2.4 & 2.5
Procedure and Process:	

Document responsibilities

Custodian:	Chief Financial officer	**Custodian Unit:**	Financial services	**Decision Maker:**	Council

Review management

Review frequency:	Annually	**Next review due:**	February 2022
Risk rating:		**Document Management Ref:**	

Document management

Version	Decision reference	Synopsis of changes
1.0	OCM <insert meeting date> Simple Majority required	Initial policy submitted for approval

Financial Management & Budget Timeline (Council Involvement)

Version 1.2 - 12 Jan 21

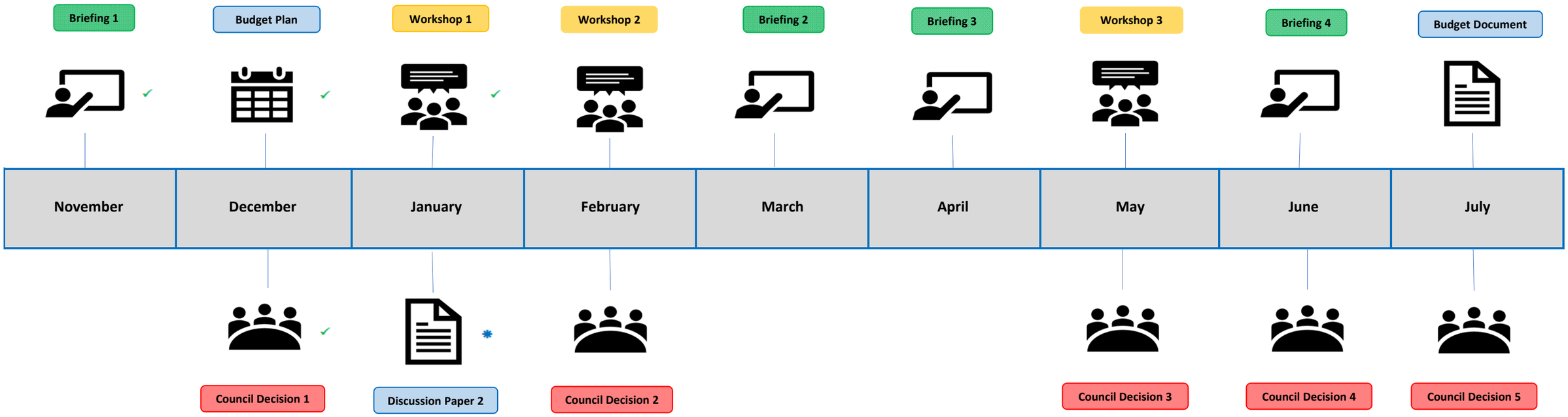

Understanding the Budget & Financial Management Timeline:

Briefing

1. **3rd Week Nov** ✓
   - Historical Financial Perspective
   - Repositioning our City's Finances
   - Long Term Financial Plan
2. **3rd Week March**
   - Operating Projects & Capital Overview
3. **3rd Week April**
   - Proposed Capital Program
   - Core Service Operating Budget
4. **3rd Week Jun**
   - 2nd Draft Budget - Operating & Capital
   - Differential Rates - Post Advertising

Workshop

1. **Early Jan - EM Workshop** ✓
   - Understanding Council Priorities
   - Council Operating Proposals
   - Council Capital Proposals
2. **1st Week Feb**
   - LTFP & Budget Process
3. **1st Week May**
   - Rate Setting & Differential Rates

Documents Circulated

1. **1st Week Dec** ✓
   - Budget Plan & Timeline
2. **4th Week Jan** ✱
   - The Local Govt Budget Process
   - Rate Setting Statement
3. **Mid July**
   - Statutory Budget Document

Council Decision

1. **Dec - Ordinary Council Meeting** ✓
   - Re-prioritise Capital Program
   - (City Deal, Inquiry & MRC Exit)
2. **Feb - Ordinary Council Meeting**
   - Mid Year Statutory Budget Review
3. **May - Ordinary Council Meeting**
   - Adopt Differential Rates for Advertising
4. **Jun - Ordinary Council Meeting**
   - Adopt Updated Long Term Financial Plan
5. **Jul - Special Council Meeting**
   - Formal Adoption of Budget

Key Statutory Dates

Proposed Statutory Dates

1	Statutory Budget Review	Feb
2	Adopt Long Term Financial Plan (LTFP)	Jun
3	Adopt Budget	Jul
4	Rates Due Date (1st Instalment)	Aug

Responsible Officer

Michael J Kent
Chief Financial Officer

Contact:
Chief.Executive@cityofperth.wa.gov.au

Key Financial Statistics ✓

Net Assets	Total Revenue	Operating Exp	Capital Works	Infrastructure	Rates	GRV Property	FTE Staffing
$1.24 Billion	$180 M	$164 M	$64 M	$372 M	$98 M	$1.67 Billion	700 FTE

Required Dates Information for Governance Team to Schedule Time with Elected Members

*** Please note - These Budget components must be developed and considered in the sequence indicated below**

Details of Forum	Date	Start Time	Time Commitment	Session Content	Session Outcomes
Briefing 1	November - Finacial Period 5	Immediately after ABS	1.0 Hour Approx	Presentation from CFO on Historical Financial Perspective Question & Answer Session with Elected Members	Shared understanding of challenges and response to date
Workshop 1	January - Finacial Period 7	5.30 PM	1.5 Hours	Replaced by Elected Member / CEO Strategic Workshop	List of EM's Strategic Priorities
Workshop 2	February - Finacial Period 8	Immediately after ABS	1.5 Hours	Presentation of Long Term Financial Plan (LTFP) Budget Development Process & Relationship with LTFP 2021/22 Budget Parameters Budget - community engagement	Shared understanding of LTFP and its components Long Term Funding and Cashflow Management Understanding of the broad parameters for the Budget
Briefing 2	March - Finacial Period 9	Immediately after ABS	1.5 Hour + Approx	Operating Projects under consideration Capital Program Overview	Council feedback on Proposed Operating & Capital Projects Feedback on mechanisms for communicating budget to community. Note: Rates Methodology Review & Parking Review are due to come to EM's in late March
Briefing 3	April- Finacial Period 10	Immediately after ABS	1.5 Hour + Approx	Core Services - Operating Budgets 1st Draft Schedule of Fees & Charges Revised Capital Program	Shared understanding of 1st Draft Budget & implications for Rates & Parking Revenue Council feedback on indicative 1st Draft Operating Budget Council feedback on indicative 1st Draft Fees & Charges
Workshop 3 (New Date Required)	May- Finacial Period 11	5.30 PM	1 Hour Approx	Differential Rates Workshop (This links to Rates Methodology Review)	Council feedback to inform the Differential Rate in the $ amounts ready for the Council Report at May OCM seeking to advertise Rates
Briefing 3	Jun- Finacial Period 12	Immediately after ABS	1.5 Hour Approx	2nd Draft Operating Budget Capital Budget Rates Model - After Public Advertising	Council Feedback on overall Proposed Budget Endorsement to finalise the budget model ready to convert to statutory budget format Response to Rates submissions if any received
Special Council	July - Period 1 Next Year	Regular Start Time	-	Special Council Meeting to Adopt Budget	Council Decision to adopt Budget

* Other members of the ELT are Optional

City of Perth

CP2.4 Cash Backed Reserves

Policy Objective

The objective of this policy is to provide a strategic framework for the establishment and utilisation of Cash Backed Reserves as a prudent and responsible funding option for the City's proposed service delivery and project delivery objectives.

Policy Scope

This policy applies to all cash backed reserves. Reserves are funds retained by an organisation to help meet future needs. Holding a certain amount of funds in reserve can help an organisation to operate effectively in challenging economic times, as well as facilitating planning for major capital works in the future.

Policy Statement

Retaining an appropriate level of Reserves is an important funding strategy to help balance the City's current needs with the future needs of the community. Reserves are typically created as long term savings plans for future major expenditure which cannot be managed in a single budget year. The proposed balance and the quantum of increments or decrements to the Cash Backed Reserves over future years are incorporated into the Long Term Financial Plan.

The use of Cash Backed Reserves is restricted by the Local Government Act 1995 and Local Government (Financial Management) Regulations 1996. Each Reserve is required to be established with a clearly defined purpose.

1 Creation of Reserves

Reserves will be established for known or predicted liabilities, or where it is prudent to set aside funds for specific purpose expenditure in future years. Council will support the establishment of cash backed reserves in the following circumstances:

- Minimising in any one year, the financial impact of major asset acquisitions or replacements.
- Providing funds to take advantage of emerging opportunities that are aligned to strategic directions.
- Risk mitigation opportunities that minimise the impact of unanticipated financial risks on the City's operations in any one year.
- Providing for a known liability listed in the Long-Term Financial Plan (LTFP) and is of a magnitude warranting accumulation of funds over an extended period.
- To comply with the requirements of legislation or other contractual requirements.

2 Categories of Reserve Funds

Cash Backed Reserves are to be categorised as:

- Asset Acquisition & Renewal Reserves
- Strategic Purpose Reserves
- Parking Related Reserves
- Waste Management Reserves
- Other Special Purpose Reserves

3 Purpose of Reserve Funds

Each Reserve must have a full and clear title and purpose statement that specifies how, and for what, the funds held in the reserve may be used. The purpose of a reserve can only be changed either through the annual budget process or through the statutory process detailed in Section 6.11 of the Local Government Act (1995).

4 Approved Specific Purpose Reserve Funds

The City will maintain Cash Backed Reserves having the following specified purposes:

Asset Acquisition & Renewal Reserves

Asset Enhancement Reserve

The purpose of this reserve is to provide funds for the enhancement, replacement, refurbishment of the City's assets and the acquisition new assets or capital works. This reserve may also be applied to fund projects that may not necessarily be controlled by the City, but which may be carried out for the ultimate benefit of the City.

Major Infrastructure Reserve

This reserve is established to provide funding flexibility to allow the accelerated delivery of large multi-year infrastructure projects where delivery synergies and cost savings can be gained through aggregation of project stages. The reserve is to be used for identified projects only.

Provisional Capital Program Reserve

This reserve was established to match delivery capacity with the proposed Capital Program. As projects are completed, this reserve will be drawn down to fund Capital programs expected to occur later in the year.

Council House Refurbishment

This reserve was established to fund future refurbishment of Council House to optimise the use of the available floor space and encourage more effective and efficient working arrangements.

Concert Hall Reserve

This reserve provides for the future maintenance of the Perth Concert Hall and the replacement of existing plant, furniture and carpets. The reserve also accommodates provision for the design and construction of a potential new WASO facility.

David Jones Bridge Reserve

This reserve was established to fund major repairs, renovations or replacement of the pedestrian bridge over Murray Street Mall between David Jones and Forrest Chase. Allocations to this reserve are made from unexpended maintenance contribution from the owner of the David Jones site.

Art Acquisition Reserve

This Reserve was established to fund future additions to the art collection of the City. It is generally funded from the proceeds of sale of artworks and the transfer of the unexpended annual allocation for art acquisitions.

Public Art Reserve

This reserve was established to provide financial capacity to support the commission of new and enduring public art identified in the City's Public Art Strategy and to fund associated renewal costs. The reserve may be funded by allocations from the municipal fund, percent for art contributions, monetary contributions, gifts or bequests.

Strategic Purpose Reserves

Enterprise & Initiative Reserve

This reserve was established to fund future strategic projects or initiatives that introduce or improve efficiencies and effectiveness in the City's operations.

Organisational Reform Reserve

This reserve was established to fund the anticipated costs of the City of Perth Inquiry and to provide funding towards corporate recovery, organisational development and capacity building.

Technology Upgrade Reserve

This reserve was established to provide funding to enhance the City's core technology systems to facilitate service based resource allocation models and transparent reporting of financial performance.

Parking Related Reserves

Parking Levy Reserve

This reserve was established to set aside funds to meet payment of the State Government's Parking Levy.

Parking Facilities Development

This reserve was established to enable the development of parking facilities within the City and to fund the acquisition of parking management equipment.

Waste Management Reserves

Refuse Disposal & Treatment Reserve

The purpose of this reserve is to allow for the development, construction and purchase of facilities and plant for the treatment, transportation and disposal of non-industrial refuse. It is also utilised to assist with the phasing in of significant increases in standard rubbish service charges when alternative waste stream processes are introduced.

Other Special Purpose Reserves

Heritage Incentive Reserve

This reserve was established to fund heritage incentives to benefit properties on the City of Perth's heritage register.

Bonus Plot Ratio Reserve

This reserve was established to hold contributions in respect of Bonus Plot Ratio entitlements pending expenditure on streetscape improvements and / or public art.

Employee Entitlements Reserve

This reserve was established to partially fund the non-current portion of employee entitlements for Long Service Leave and the non-current portion for Annual Leave entitlements.

Covid 19 Economic Rebound Reserve

This reserve was established to quarantine funding for the initiatives associated with the City's Covid 19 Economic Rebound Strategy.

5 Funding Appropriations / Use of Reserves

The requirement for each Reserve Fund and associated target values will be reviewed and adjusted as appropriate each year during the Long Term Financial Plan and Annual Budget cycle by the Chief Financial Officer. The required transfers to / from Reserves will be managed in line with the objective of attaining the target values set within the Long Term Financial Plan (LTFP).

Consideration of the potential transfers will be undertaken in the context of current economic conditions, Council's strategic priorities and projected budget position at year end.

The most advantageous financial model for the City's future financial sustainability will be proposed by the Chief Financial Officer - but will be subject to ratification / modification by Council as is appropriate.

All transfers to or from Cash Backed Reserves will be disclosed in the Long Term Financial Plan and Annual Budget and put before Council for adoption.

6 Interest Revenues

Interest revenues earned on invested Reserve funds will be allocated monthly to each specific purpose reserve in line with that specific reserve's proportion of the total Reserve Fund balance. This will allow the reserve balances to compound over time.

7 Residual Balances in Reserves

When the purpose for a specific Reserve is complete, any residual funds will be considered to be applied towards another purpose in the Annual Budget or in accordance with the requirements of Section 6.11(2) of the Local Government Act (1995).

8 Disclosure of Cash Backed Reserves

Details of all Cash Backed Reserves, the purpose for which they were created and the proposed timing of use of those funds are to be maintained in the City's Long Term Financial Plan and Annual Budget for strategic financial planning purposes.

The Reserve balances, and their subsequent accumulation or deployment to meet approved City expenditures are to be disclosed in the Annual Financial Statements for accountability purposes.

City of Perth

Document Control

Policy Context

Legislation:	Local Government Act 1995 – Section 6.11
Policy:	Related Policy 2.3 – Strategic Financial Planning & Budgeting
Procedure and Process:	

Document responsibilities

Custodian:	Chief Financial Officer	**Custodian Unit:**	Financial Services	**Decision Maker:**	Council

Review management

Review frequency:	Annually	**Next review due:**	February 2022
Risk rating:		**Document Management Ref:**	

Document management

Version	Decision reference	Synopsis of changes
1.0	OCM <insert meeting date> Simple Majority required	Initial policy submitted for approval

City of Perth

CP2.5 Use of Debt as a Funding Option

Policy Objective

The objective of this policy is to provide guidance on the potential use of loan borrowings as a legitimate funding alternative in developing responsible, sustainable financial strategies to deliver proposed capital projects.

Policy Scope

This policy applies to consideration of external financing opportunities that may help facilitate the delivery of the City's strategic capital works initiatives in circumstances where traditional funding sources such as rates, fees and charges and grant revenue are inadequate to sustain the project proposals.

Policy Statement

The use of borrowing is to be explored as a legitimate funding alternative in the development of financial strategies for City initiatives (subject to the principles of responsible financial management). Borrowed funds are only to be included in the overall funding package to facilitate funding of significant projects of a capital nature and are not to be used to make up shortfalls in recurrent operational funding.

1 Circumstances when Borrowing is Appropriate

Council will consider borrowing money for the acquisition or construction of an asset where any of the following conditions are met:

- The asset to be acquired is a new addition to the City's asset base or replaces an existing asset with one that is significantly larger and has an economic life of greater than 10 years
- All alternative options for undertaking the project without borrowing, have been investigated and proven less advantageous to the City
- The index of the cost of acquisition or construction is increasing at a rate that exceeds the cost of borrowing i.e. to 'save' for the acquisition or construction will result in the actual cost being greater than the cost of borrowing the money and acquiring or constructing the asset today.
- The benefits received (cost savings or income earned) from undertaking the borrowing should be greater, over the life of the borrowing, than the costs of borrowing.
- Proper and detailed analysis of the costs and benefits of the borrowing has been undertaken and documented.

2 Borrowing not Appropriate

Borrowings are not to be considered for the following purposes:

- To fund operating expenditure
- To fund recurrent capital works such as plant replacement, information technology replacement or road resurfacing.

3 Security for Borrowings

Local government borrowings are secured against the future revenue streams of the local government. Essentially, this is future years Rates revenue. Whilst this does not present any issues for the City, it is important for Council to appreciate that every borrowing commits future rates revenue to debt servicing. This must be considered, understood and factored into future financial planning activities through the Long Term Financial Plan.

4 Borrowing Terms

The use of borrowings is a responsible way to address the issue of inter-generational equity. Using borrowings makes it possible to equitably spread the full cost of long life community assets among the generations of ratepayers benefitting from those community assets.

The term of borrowings is to be determined relative to the expected useful life of the asset.

5 Interest Rate

Borrowings are to be undertaken only where the loan interest rate is known with certainty and can be fixed for the term of the loan. Typically, for local government borrowings, this will limit borrowing to funding options from WA Treasury Corporation.

6 Borrowing Ratios & Debt Covenants

When determining funding options in the development of the annual budget, regard is to be had to the impact on relevant financial ratios of any proposed borrowings.

The City will not borrow funds when such borrowing does not meet the financial ratio requirements of the Debt Service Cover Ratio being between 2.00 and 5.00 times coverage (DLG Guideline band is between 2.0 and 5.0 times) projected over the next 5 years.

This ratio indicates the City's ability to service debt. The lower the ratio, the higher the risk that the City will be unable to service debt repayments. This is a statutory ratio that is required to be reported in the Annual Financial Statements.

The City will not borrow if the Gross Debt to Operating Revenue Ratio exceeds 20% (WA Treasury Corp Guideline is 40%) projected over the next 5 years. This is a management ratio used by WATC. This ratio indicates the extent to which debt could be met by its operating revenue.

7 WATC Master Lending Agreement

City borrowings are governed by a Master Lending Agreement with WA Treasury Corporation (WATC). This Agreement consolidates all existing loans from WATC to the City of Perth under the Local Government Master Lending Agreement and facilitates any future borrowings under the one agreement thereby removing the need for individual loan agreements to be executed under seal each time the City of Perth borrows from WATC.

8 Borrowing Approvals

All new borrowings are to be undertaken in accordance with Section 6.20 of the Local Government Act (1995) which sets out the legislative provisions relating to local government borrowings. The City is required to meet all those legislative obligations in addition to being a party to the Local Government Master Lending Agreement.

All proposals involving the use of borrowed funds are to be subjected to critical financial analysis and a report submitted to Council for final endorsement prior to undertaking the borrowing. Presentation of the borrowing proposal through the budget process is considered to achieve this reporting obligation.

Document Control

Policy Context

Legislation:	Local Government Act 1995 – Section 6.20
Policy:	Related Policy 2.3 – Strategic Financial Planning & Budgeting
Procedure and Process:	

Document responsibilities

Custodian:	Chief Financial Officer	Custodian Unit:	Financial Services	Decision Maker:	Council

Review management

Review frequency:	Annually	Next review due:	February 2022
Risk rating:		Document Management Ref:	

Document management

Version	Decision reference	Synopsis of changes
1.0	OCM <insert meeting date> Simple Majority required	Initial policy submitted for approval

City of Perth

Council Policy Manual

CP9.1 Budget Policies

POLICY OBJECTIVE

To establish guidelines for the preparation of the Council's Annual Budget.

POLICY STATEMENT

1. Review of Capital Expenditure Proposals

1.1 All requests for capital expenditure for projects must be assessed against the Council's Strategic Plan objectives and priorities.

1.2 The Strategic Plan provides the basis of determination of Capital Expenditure proposals for the Budget submissions. Any project or proposal should not be submitted for inclusion in the Budget estimates unless it contributes towards the achievement of goals identified in the Council's Strategic Plan.

1.3 All submissions are to demonstrate how the proposal is consistent with the intent of the Strategic Plan and identify the key result areas affected.

1.4 Identified disposals of property (assets) shall be noted and referenced to Council Policy 9.14 Disposal of Property.

2. Borrowings

Debt raising (Loan Funds) is able to be considered as a valid funding source for projects provided that the following criteria are met:-

2.1 The project contributes towards the achievement of goals identified in the Council's Strategic Plan;

2.2 The debt raising capital amount is no greater than 50% of the capital cost of the Project; OR

The project or proposal will provide an income stream adequate to meet the debt repayment of principal and interest over a period of no greater than 50% of the expected asset life (before it is expected to require upgrading) as well as providing an additional income stream or service benefit to justify the project;

2.3 The raising of the additional debt will not detrimentally affect the financial standing of the Council such that financial institutions might reassess financial support for the Council, or

the Councils financial position would be judged as counter to best practice or industry trends;

2.4 A business plan is prepared and adopted by the Council for the particular project;

2.5 The project will reduce operating costs to an extent sufficient to cover the cost of the project and generate further saving to the City; OR

The project contributes to the achievement of an identified strategic objective and its borrowing cost could be supported by additional rate revenue over the effective life of the project.

3. Assets

3.1 Sale of Assets

Proceeds from the sale of assets in accordance with Council Policy 9.14 Disposal of Property (Capital Revenue) will be applied:

3.1.1 To the reduction of any debt associated with the Asset acquisition or upgrade since the original purchase or construction.

3.1.2 To offset the cost of replacement assets required for City of Perth operations arising from identified asset sale.

3.1.3 Transferred to a specific Reserve Fund if appropriate or to the Asset Enhancement Reserve

3.2 General Review of Asset Holdings

At least once every four years the Chief Executive Officer is to report to the appropriate Committee of the Council on the asset holdings of the City of Perth on the following items and make recommendations on utilisation of the Assets:-

3.2.1 Value of the asset

3.2.2 Purpose or Use

- Commercial
- Community
- Capital Growth
- Income Generation (Combination of Community and Commercial)

3.2.3 Income Return

3.2.4 Expenditure on the Asset by financial year

CP9.1 Budget Policies

3.2.5 Projected Long term viability of the Asset

- Hold
- Sale

The report is to provide information by the following asset classes:-

- Land
- Buildings
- Motor Vehicles (5 year plan exists)
- Plant / Machinery (5 year plan exists)
- Information Technology
- Intellectual Property

4. Fees and Charges

As required by Section 6.16 of the Local Government Act 1995, the Council will at least once per annum, prior to the Budget process, review all fees and charges levied. In addition to the factors required to be considered by the Council in determining the amount of a fee or charge as prescribed by section 6.17 of the Local Government Act 1995, the Council will consider the following additional factors when reviewing its fees and charges.

4.1 Purpose of the service.

4.2 Level of current fee/charge.

4.3 Revenue recovery of the cost of provision of the service thereby identifying any subsidy provided by the City.

4.4 Long term projections.

Price Increases

With the exception of goods or services provided under section 5.96, 6.16(2)(d) or 6.16(2)(f), or any service charge levied under Section 6.38 of the Local Government Act 1995, each fee will increase by at least Consumer Price Index (CPI) each year to ensure that the City achieves a reasonable rate of return on the Capital investment.

CP9.1 Budget Policies

5. Parking Business

The City is engaged in a Parking business for the following purpose:-

5.1 To ensure that there is adequate public parking for both commuters and shoppers to ensure the long term viability of the City as the premier business district of Perth and the state of Western Australia and that the Parking business be operated at a profit.

5.2 To that end the City has adopted the following principles in relation to the business operations:-

5.2.1 Commuter car parks are developed for revenue production purposes with the intent to levy fees at market price.

5.2.2 Multi-storey shopper car parks will be operated to achieve a reasonable return on investment. At the same time fees will be set at levels to assist and ensure visitation to the city.

5.2.3 Special events will be charged as per the Council's adopted fee schedule. Parking for City Sponsored events/programs will be considered under Policy 9.5 – Sponsorship of City of Perth Activities and Policy 18.8 – Provision of Sponsorship and Donations.

5.2.4 Parking fees are to be determined taking into account the control and management of traffic in the City.

6. Rates

Rates on properties within the City's boundary will be reviewed annually with the following factors being considered:-

6.1 Consumer Price Index (CPI).

6.2 Sector growth and prevailing economic conditions.

6.3 Comparison with other Capital Cities and local governments.

6.4 Servicing costs for each differentially rated sector.

6.5 Rates on vacant land shall be set at a level that encourages development to enhance amenity.

6.6 Special area rates may be considered where special or increased services are delivered.

CP9.1 Budget Policies

Document Control Box							
Document Responsibilities:							
Custodian:	Manager Finance		**Custodian Unit:**	Finance			
Decision Maker:							
Compliance Requirements:							
Legislation:	Sections 5.96, 6.16(2)(d) or 6.16(2)(f), 6.38 6.16, 6.17 of the *Local Government Act 1995*						
Industry:							
Organisational:	PR0602, PR0604, PR0605, PR0606, PR0600, PR0601, PR0596, PR0608, PR0609, PR0610, PR0611, PR0285						
Document Management:							
Risk Rating:	High	**Review Frequency**:	Annual	**Next Due:**	2015	**TRIM Ref:**	**75522/04**
Version #	**Decision Reference:**	**Synopsis:**					
1.	OCM 13/03/00	Previous Policy No. CS24					
2.	OCM 30/01/07 – 72/07	.					
3.	OCM 28/06/11 – 317/11						
4.	OCM 18/11/14 – 509/14						

16.6 Review of Policy 9.6. – Budget Variations

Item	Council Policy – Budget Variations
Responsible Officer	Michael J Kent Project Director Strategic Finance (CFO)
Voting Requirement	Absolute Majority
Attachments	Attachment 16.6A - Discussion Paper - Budget Variations Policy Attachment 16.6B - (Draft) Budget Variations Policy Attachment 16.6C - (Current) Budget Variations Policy

Purpose

This report presents an updated Budget Variations Policy for consideration by the Policy Committee.

Recommendation from the Policy Committee

That Council:

1. REVOKES Policy 9.6 – Budget Variations, as included in Attachment 16.6C
2. ADOPTS Policy 2.6 – Budget Variations, as included in Attachment 16.6B

Background

1. The Annual Budget is an informed financial forecast of the anticipated revenues and expenditures arising from the City's operations over the year.

2. As such, it is reasonably expected that some variations will occur between those forecasts and the actual financial outcomes. These differences may arise from cost savings, change of project scope, release of project contingency, changed economic conditions or receipt of unanticipated revenues.

3. The variations may be either favourable or unfavourable - and it is important that the budget is dynamically managed so that Council maintains an informed perspective on the City's financial position.

4. The City has previously had a policy in place in relation to the treatment of budget variations and the required approvals for such amendments.

5. The previous policy does not appear to be well understood, consistently interpreted nor applied in a consistent fashion.

6. As part of the Financial Systems & Process Transformation Project, the Chief Financial Officer has overseen a comprehensive review of this policy, including benchmarking the City's policy against our local government peers.

Discussion

7. It has been observed that there does not appear to be a consistent approach towards managing and approving budget variations across metropolitan local governments.

8. Only the Cities of Perth and Canning appear to have a published policy on Budget Variations. However, other peer local governments had work practices, guidelines or conventions in the way that such amendments were treated.

9. It is considered that the guidance provided in the City's draft Policy 9.6 - Budget Variations adds value through providing for clear, consistent and compliant treatment of variations from adopted budget. Whether that guidance is best delivered through a policy or a work practice is a matter for the determination of the Policy Committee.

10. As the City has previously seen fit to make this topic the subject of a policy, the current Budget Variations Policy has been reviewed and updated accordingly.

11. Critical review of the existing policy revealed that its content was essentially as would be expected in contemporary guidance on this topic. Having established that, it was decided to test the understandability of the content with users to see how consistently it was being interpreted.

12. This testing revealed opportunities to enhance the clarity of the policy guidance.

13. Accordingly, whilst the content of the re-drafted policy remains conceptually similar, it has been re-written to make it more understandable.

14. The primary changes made to the drafting were:

Issue	Policy Deficiency	Draft Policy Response
Materiality Thresholds	Inter-woven with the narrative in various policy clauses	Clause 1
Required Approach	Greater clarity on required approach for various types of budget variations	Clause 2 to 7 (re-drafted)
Flexibility within Materiality Thresholds	Provides some administrative flexibility to re-direct existing budgets within materiality thresholds	Clause 2 to 7 (re-drafted)
Funding Options	Improved guidance on priority of funding sources for budget variations	Clause 8 & 9
Budget Review Timeline	Provides indicative timelines for when Council will consider Budget Variations	Clause 12 (new)
Notices of Motion	Did not provide any requirement for funding sources to be considered for Notices of Motion	Clause 10 (new)

15. It is also important to adopt a pragmatic approach towards allowing an element of administrative flexibility, subject to Council agreed materiality limits, to acknowledge that some minor variations are a normal part of City operations and not every minor change can wait until the next round of Council meetings.

Stakeholder Engagement

16. In determining the narrative and content for the revised suite of policies, an extensive review of contemporary peer local government policies was undertaken.

Decision Implications

17. If Council choses to support the officer recommendation and policies (as presented); it can be confident that its strategic financial planning and budgeting approach reflects contemporary best practice. Should

the revised policies not be supported, there may be a lack of shared understanding and transparency about the principles on which the City's strategic financial planning and budgeting activities are based.

Strategic, Legal and Policy Implications

Strategic	
Strategic Community Plan Aspiration:	Performance A city led by a Council and supported by an administration that is committed to sound strategy and governance, excellence in customer service an effective and sincere engagement with all stakeholders.
Strategic Community Plan Objective:	Objective 5.5 A financial business model underpinned by a culture of cost management, best value and strategic financial analysis that is subject to ongoing oversight, transparency and accountability.
Issue Specific Strategies and Plans:	Not Applicable

Legal and Policy	
Legislation:	• *Local Government Act 1995* - Section 6.8 • *Local Government Act 1995* - Section 6.2 • *Local Government (Financial Management) Regulations (1996) Reg 33A*
Legal advice:	Not Applicable
Policy	Not Applicable

Relevant Documents

Policy 9.1 - Strategic Financial Planning & Budgeting

Further information

18. Policy Committee discussion occurred as to whether this was a policy topic or more of a nature of an administrative procedure. It was agreed that is was considered best practice to have clear guidance provided from Council in relation to the subject of dealing with budget variations.

ATTACHMENT 16.6A

City of Perth

Discussion Paper

Policy 9.6 - Budget Variations Policy



Prepared by: Michael Kent Project Director Strategic Finance (CFO) - *07 January 2021*

Table of Contents

1. Executive Summary 3

2. Background and Context 3

2.1. Legislation 3

2.2. Alignment to Integrated Planning Framework 4

2.3. City of Perth Inquiry 4

2.4. External Directions - Industry Guidelines 4

3. Research 4

4. Risks and Issues 6

5. Budget and Resource Implications 6

6. Key Discussion Items and Points of Clarification 6

7. References 6

1. Executive Summary

The existing Budget Variation Policy has been in place since 2011, was modified in 2013 and since then has been reviewed bi-annually without alteration. To inform this revision of the City's Budget Variation policy, research was conducted into the practices of peer metropolitan local governments.

Most local governments appear to have work practices / guidance on budget variations but only two metropolitan local governments have published policies.

The City's position is that the guidance provided in the City's draft Policy 9.X - Budget Variations is of value through providing for clear, consistent and compliant treatment of variations from adopted budget. Whether that guidance is best delivered through a policy or a work practice is a matter for the determination of the Policy Committee.

As the City has previously seen fit to make this topic the subject of a policy, the current Budget Variations Policy has been reviewed and updated accordingly.

2. Background and Context

As part of the Financial Systems & Process Transformation Project; all financial systems, processes and policies are being progressively reviewed to ensure that they reflect contemporary best practice. To complement the recently reviewed Strategic Financial Planning & Budgeting Policy, the Budget Variation Policy has been reviewed and re-drafted.

2.1. Legislation

Section 6.2 (1) of the Local Government Act 1995 requires Council to prepare and adopt a budget for it Municipal fund by 31 August.

Section 6.8 of the act – Expenditure from Municipal Fund not included in the Annual Budget provides that a local government is not to incur expenditure from its Municipal fund for an additional purpose except where the expenditure:

(a) Is incurred in a financial year before the adoption of the budget by the local government; or
(b) Is authorised in advance by resolution*; or
(c) Is authorised in advance by the mayor or president in an emergency

*Absolute majority required

This policy has been formulated to articulate Council's requirements and processes for efficiently managing variations from budget expectations in a manner that is both compliant with legislative requirements and pragmatically addresses the City's operating needs.

2.2. Alignment to Integrated Planning Framework

Strategic Community Plan

Aspiration:	**Performance**
Objective No.	**Description**
5.5	A financial business model underpinned by a culture of cost management, best value and strategic financial analysis that is subject to ongoing oversight, transparency and accountability

Corporate Business Plan

CBP No.	**Operational Initiative Description**
All	Applicable to all initiatives

Other related plans or policies:

Financial Systems & Process Transformation Project Initiative 12 - Finance Business Rules and Initiative 7 - Budget & LTFP Development Process

2.3. City of Perth Inquiry

Section	**Report Recommendation**
No.	**Recommendation Description**
NA	Not directly applicable

2.4. External Directions - Industry Guidelines

This policy is consistent with the content of previously issued guidance and resources (including the Local Government Accounting Manual) relating to the budgeting process by the Department of Local Government, Sport & Cultural Industries.

3. Research

The existing Budget Variation Policy has been in place since 2011, was modified in 2013 and since then has been reviewed bi-annually without alteration. To inform this revision of the City's Budget Variation policy, research was conducted into the practices of peer metropolitan local governments.

Except for the City of Canning, no other metropolitan local government besides City of Perth had a policy stance on variations to budget.

However, discussions held with relevant officers in other peer local governments in relation to in-use practice indicated that most had internal operational procedures or work instructions that inferred similar content to that covered by the policies of the Cities of Canning and Perth.

The City's position is that the guidance provided in the City's draft Policy 9.X - Budget Variations is of value through providing for clear, consistent and compliant treatment of variations from adopted budget. Whether that guidance is best delivered through a policy or a work practice is a matter for the determination of the Policy Committee.

As the City has previously seen fit to make this topic the subject of a policy, the current Budget Variations Policy has been reviewed and updated accordingly.

Critical review of the existing policy revealed that its content was essentially as would be expected in contemporary guidance on this topic. Having established that, it was decided to test the understandability of the content with users to see how consistently it was being interpreted. This testing revealed opportunities to enhance the clarity of the policy guidance.

Accordingly, whilst the content of the re-drafted policy remains conceptually similar, it has been re-written to make it more understandable.

The primary changes made to the drafting were:

Issue	Policy Deficiency	Draft Policy Response
Materiality Thresholds	Inter-woven with the narrative in various policy clauses	Clause 1
Required Approach	Greater clarity on required approach for various types of budget variations	Clause 2 to 7 (re-drafted)
Flexibility within Materiality Thresholds	Provides some administrative flexibility to re-direct existing budgets within materiality thresholds	Clause 2 to 7 (re-drafted)
Funding Options	Improved guidance on priority of funding sources for budget Variations	Clause 8 & 9
Budget Review Timeline	Provides indicative timelines for when Council will consider Budget Variations	Clause 12 (new)
Notices of Motion	Did not provide any requirement for funding sources to be considered for Notices of Motion	Clause 10 (new)

4. Risks and Issues

The Annual Budget is an informed financial forecast of the anticipated revenues and expenditures arising from the City's operations over the year. As such, it is reasonably expected that some variations will occur between those forecasts and the actual financial outcomes. These differences may arise from cost savings, change of project scope, release of project contingency, changed economic conditions or receipt of unanticipated revenues.

The variations may be either favourable or unfavourable. It is important that the budget is dynamically managed so that Council maintains an informed perspective on the City's financial position.

It is also important to adopt a pragmatic approach towards allowing an element of administrative flexibility, subject to Council agreed materiality limits, to acknowledge that some minor variations are a normal part of City operations and not every minor change can wait until the next round of Council meetings.

5. Budget and Resource Implications

Implementation of this policy, once adopted by Council, is a straight-forward administrative action. Essentially, the implementation relates to creating an awareness for affected officers of the policy changes. There are no direct financial or resource implications as the policy can be enacted immediately upon Council adoption.

6. Key Discussion Items and Points of Clarification

As noted earlier in this paper, it is considered that having clear guidance on the treatment of variations to budget is valuable. Whether that guidance should take the form of policy or internal guidance is at the discretion of each local government.

Should Council wish to take the policy course of action, the draft policy is attached for consideration. In the event that Council did not support that approach, relevant internal guidance will be updated accordingly.

7. References

City of Canning - 'Budget Variations Policy'

City of Perth

CP2.6 Budget Variations

Policy Objective

The objective of this policy is to provide guidance on the approved circumstances in which the Annual Budget may be amended to accommodate variations arising from delivery of services and projects. It also provides direction on the approval processes associated with such amendments.

Policy Scope

This policy applies to General Managers, Project Directors, Alliance Managers and other senior officers with delegated purchasing authority.

Policy Statement

The Annual Budget is an informed financial forecast of the anticipated revenues and expenditures arising from the City's operations over the year. As such, it is reasonably expected that some variations will occur between those forecasts and the actual financial outcomes. These differences may arise from cost savings, change of project scope, release of project contingency, changed economic conditions, receipt of unanticipated revenues or unanticipated costs.

The variations may be either favourable or unfavourable - and it is important that the budget is dynamically managed so that Council maintains an informed perspective on the City's financial position.

1 Materiality of Budget Variations

Materiality thresholds for the CEO or General Manager discretion applying to in Clauses 3 to 7 of this policy are:

Variation Type	Limit
Operating Expense	Less than $50K per line item.
Capital Project	Less than $50K or 10% - whichever is lesser
Capital Program	Less than 10% of Program Category (eg: Roads, Paths)
Transfer from Capital to Operating	$0
Transfer to / from Reserves	$0

2 Variations in Existing Line Items versus New Budget Items

For the purposes of this policy, there is an important distinction between variations to an existing budget item and variations for an 'additional purpose'. Where an existing budget has been approved for a specific project, function or service; administrative approval from the CEO or relevant General Manager or Chief Financial Officer may be given to vary the line item within the Sub Service - providing that the total approved budget for the Sub Service is not exceeded. The administrative approval is to be subsequently ratified by Council in the next scheduled Budget Review.

However, where no line item exists for the specific project, function or service, then any expenditure is considered an 'additional purpose' and requires Council approval before committing the funds.

3 Variation in Operational Expenditure - Existing Line Item

(a) Can be accommodated within the same Sub Service

Where variations to operating expenditure up to, but not exceeding the materiality threshold, may be accommodated within the overall budget for a specific Sub Service, the responsible General Manager may approve the re-direction of funds within the Sub Service.

The General Manager has responsibility to ensure that the change has a nil effect on overall expenditure and that the relevant Strategic Finance business partner is informed in writing in a timely manner of the change - so that the administrative amendment can be reflected in the next Budget Review.

(b) Cannot be accommodated within the same Sub Service

Where variations to operating expenditure up to, but not exceeding the materiality threshold, cannot be accommodated within the overall budget for a specific Sub Service, but can be offset elsewhere within the same Service Unit, the responsible General Manager may approve the re-direction of funds within the Sub Service.

The General Manager has responsibility to ensure that the change has a nil effect on overall expenditure and that the relevant Strategic Finance business partner is informed in writing in a timely manner of the change - so that the administrative amendment can be reflected in the next Budget Review.

If the variation exceeds the materiality threshold, it must be reported to Council to seek approval before it can be actioned.

4 Variation in Capital Expenditure - Existing Line Item

(a) Can be accommodated within the same Capital Budget Program

Where variations within an adopted Capital Budget Program (eg: roads, paths) can be accommodated within the overall program category budget, the responsible General Manager may approve the re-distribution of program funds to projects within the program category if within the materiality threshold.

The General Manager has responsibility to ensure that the change has a nil effect on overall expenditure and that the relevant Strategic Finance business partner is informed in writing in a timely manner of the change - so that the administrative amendment can be reflected in the next Budget Review.

(b) Capital Project Variance can be accommodated and is within the Materiality Threshold

Where variations to a specific capital expenditure project is up to, but not exceeding the materiality threshold, and can be accommodated within the overall Capital Project Budget by offsetting elsewhere within the same Capital Program, the responsible General Manager may approve the re-direction of funds within the program.

The General Manager has responsibility to ensure that the change has a nil effect on overall expenditure and that the relevant Strategic Finance business partner is informed in writing in a timely manner of the change - so that the administrative amendment can be reflected in the next Budget Review.

If the variation exceeds the materiality threshold, it must be reported to Council to seek approval before it can be actioned.

5 Variation in Revenue Budget - Existing Line Item

Material variances in budgeted revenue line items resulting from gains or shortfalls against budget expectations should be brought to account in the next scheduled Budget Review. Materiality of the revenue budget variation should be considered. If a downwards revenue variation crystallises, then offsetting expenditure reductions should be identified in the relevant Sub Service where possible.

6 Variation for New Expenditure Item

Where it is proposed to expend funds on a new capital budget item (an item that is not in the adopted Budget or approved budget amendments), the proposal is, in the first instance, to be brought to the attention of the Chief Financial Officer for consideration of its financial viability.

If favourably considered, a report is then to be submitted by the relevant General Manager to the Executive Leadership Team for further consideration before ultimate approval from the Chief Executive Officer to submit the report to Council for consideration of the proposed budget amendment.

7 Variation for New Revenue Item

If the revenue budget variation relates to the receipt of previously unbudgeted grant revenues or contributions, then a separate report should be prepared by the responsible General Manager for consideration by Council acknowledging the income and any additional expenditure arising as a consequence of receipt of those funds. A similar reporting treatment is required if the grant funding must be 'matched' by City funds

8 Funding Source Priority for New Expenditure

Any proposal for a new expenditure must be accompanied by a proposed funding source. That funding source, in order of priority may be from a(n):

- Reduction in expenditure in the Service Unit requiring the expenditure variation
- Recognition of new fees resulting from the expenditure

- Recognition of additional grant revenue within the Alliance
- Reduction in expenditure elsewhere in the Alliance requiring the expenditure variation
- Reduction of expenditure elsewhere in the City
- Sourced from a relevant Cash Backed Reserve - only in consultation with the Chief Financial Officer
- Adjustment to the Projected Budget Surplus - only in consultation with the Chief Financial Officer

9 Funding Source Priority for Material Revenue Reduction

Any recognition of a material reduction in a revenue line item needs to be supported by an offsetting funding source. That funding source may be from a:

- Reduction in expenditure in the Service Unit requiring the expenditure variation
- Reduction in expenditure elsewhere in the Alliance requiring the expenditure variation
- Reduction of expenditure elsewhere in the City
- Adjustment to the Projected Budget Surplus - only in consultation with the Chief Financial Officer

10 Notices of Motion

Where a Notice of Motion, that is likely to have financial implications if adopted, is to be presented at a Council meeting, the proposed Notice of Motion is to identify the source of funding for the resultant budget variation. The Chief Financial Officer, in conjunction with the relevant General Manager will assist in identifying the funding source and drafting the financial narrative in the notice.

11 Council Report Required

A report seeking Council approval for a budget variation is required before funds are committed in the following circumstances:

- The budget variation on an Operating Expense is greater than the materiality threshold (if urgent, otherwise it should be addressed in a scheduled Budget Review)
- The budget variation on an individual Capital Project is greater than 10% of the project budget or the materiality threshold amount.
- The variation on a Capital Program Category is greater than 10% of the Program Category budget.
- The budget variation transfers Capital Expense to Operating Expense.
- The variation relates to unbudgeted Revenues and will require offsetting or matching expenditure.
- The budget variation applies to new expenditure for an additional purpose.

Funds should not be committed until Council approval for the budget variation is received.

12 Budget Review Timetable

Council has a statutory obligation to conduct a budget review after the finalisation of the December month end management accounts - and to recognise any material crystalised variances between budget and actual at that time.

Council acknowledges the importance of the statutory budget review that brings to account variances between budgeted and actual revenues and costs to date as well as the difference between the actual and budgeted opening position.

The City also recognises the potential for other deviations between budgeted and actual performance that may arise over the course of the year. These may relate to new or emerging funding opportunities, synergies with other projects, changed accounting treatments or recently identified community priorities. To ensure that the City exercises dynamic treasury management, it will undertake the following budget reviews over the course of each financial year.

Review Type	Timing	Purpose & Scope
1st Quarter Capital Review	After Sep (P3) Mgt Accounts	Council adoption - November. Identify realised savings or released contingencies. Re-prioritise capital priorities or return funds to Reserves.
Statutory Budget Review	After Dec (P6) Mgt Accounts	Council adoption - February. Adjust Budget Opening Position after audit. Recognise crystalised operating expenditure or revenue variances if material. Minor new operational funding - ideally sourced from within same Alliance budget.
2nd Quarter Capital Review	After Dec (P6) Mgt Accounts	Council adoption - February. Identify realised savings or released contingencies. Re-prioritise capital priorities or return funds to Reserves.
3rd Quarter Budget Review	After Mar (P9) Mgt Accounts	Council adoption - May. Recognise crystalised operating expenditure or revenue variances if material. Minor new operational funding - ideally sourced from within same Alliance budget. Flag indicative Carry Forward Works.
Ad-Hoc Budget Adjustment	When required	Council adoption in relevant month. Only for adjustments that relate specifically to an individual Council report item to re-deploy previously allocated budget, recognise new funding or accommodate a change of scope or new expenditure.

Document Control

Policy Context

Legislation:	Local Government Act Section 6.8 (1) & (2)
Policy:	Related Policy 2.3 - Strategic Financial Planning & Budgeting
Procedure and Process:	

Document responsibilities

City of Perth

Custodian:	Chief Financial Officer	Custodian Unit:	Financial services	Decision Maker:	Council

Review management

Review frequency:	Annually	Next review due:	Feb 2022
Risk rating:		Document Management Ref:	

Document management

Version	Decision reference	Synopsis of changes
1.0	OCM <insert meeting date> Simple Majority required	Initial policy submitted for approval

City of Perth

Council Policy Manual

CP9.6 Budget Variations

POLICY OBJECTIVE

To define the circumstances in which a budget variation is required to be approved by the Council.

BACKGROUND

Section 6.8 of the *Local Government Act 1995* (Act) states (*inter alia*):

"6.8. Expenditure from municipal fund not included in annual budget

(1) A local government is not to incur expenditure from its municipal fund for an additional purpose except where the expenditure —

(a) is incurred in a financial year before the adoption of the annual budget by the local government;

(b) is authorised in advance by resolution*; or

(c) is authorised in advance by the mayor or president in an emergency.

** Absolute majority required.*

(1a) In subsection (1) —

additional purpose means a purpose for which no expenditure estimate is included in the local government's annual budget."

It is important to distinguish between "funding for an additional purpose" as defined in the Act and a variation to the budget previously approved by the Council for a particular project, function or service.

POLICY STATEMENT

1. A report seeking a variation to the Council's budget is required to be prepared where:

i) The cost of completing a project (excluding drainage, footpaths and road resurfacing / modifications) will exceed the amount included in the Council's adopted budget for that project by more than 10% or $50,000 whichever is the lesser amount;

ii) The project relates to drainage, footpaths and road resurfacing / modifications and expenditure on an individual project exceeds the amount included in the Council's adopted budget by more than 20% or $50,000 whichever is the lesser, subject to total expenditure on drainage, footpaths and road resurfacing /

modifications being less than 10% in excess of the Council's total adopted budget for those projects;

iii) It is proposed to change capital expenditure to operating expenditure or vice versa; or

iv) Where new income such as a grant for capital works is received and no estimate of that income is included in the Council's adopted budget.

2. Where expenditure against a project or line item included in the Council's adopted budget will exceed the estimated expenditure for that line item or project by $5,000 or less, no budget variation is required.

3. Where expenditure against an individual line item in an operating budget will exceed the amount included in the Council's adopted budget for that line item, provided the total operating expenditure for the relevant Unit will not exceed the total operating budget included in the Council's adopted budget for that Unit by more than 10% or $50,000 whichever is the lesser, no budget variation is required.

4. Where, in accordance with the provisions of this policy, a budget variation is required to be approved by the Council, no expenditure in excess of 10% or $50,000 (whichever is the lesser) of the Council's adopted budget for that project or budget line item is to be authorised prior to the required budget variation being approved by the Council.

5. Where a variation to the Council's adopted budget is required the funds required to give effect to the variation shall be sourced in the following priority:

   i) Through a reduction in expenditure or an increase in revenue within the Unit seeking the variation.

   ii) Through a reduction in expenditure or an increase in revenue within Directorate within which the variation is required.

   iii) Through another area of the City's operations.

   iv) Through a transfer from an appropriate reserve account.

6. Where expenditure on a project or line item will result in the requirement for a budget variation to be approved by the Council, if that expenditure is not required to be committed or spent prior to the next budget review as required by clause 7 of this policy, then the variation is to be included in the next budget review for the Council's consideration.

7. The Council's adopted budget shall be reviewed in November and March each financial year with any variations the Administration believes are required submitted to the Council for consideration and approval.

CP9.6 Budget Variations

8. Where no expenditure estimate is included in the Council's annual budget for a project or line item, in accordance with Section 6.8 of the *Local Government Act 1995* (Act), that project or line item is considered to be funding for an "additional purpose" and approval of funding for that purpose is subject to the provisions of Section 6.8 of the Act.

9. Funding required for projects or line items that would constitute an "additional purpose" under Section 6.8 of the Act shall be sourced in the following priority:

   i) Through a reduction in expenditure or an increase in revenue within the Unit seeking the funding.
   ii) Through a reduction in expenditure or an increase in revenue within Directorate within which the funding is required.
   iii) Through another area of the City's operations.
   iv) Through a transfer from an appropriate reserve account.

10. Nothing in this policy prevents a report seeking a variation to the Council's adopted budget from being presented to the Council for consideration and approval where the additional expenditure does not exceed the Council's adopted budget by more than 10% or $50,000, whichever is the lesser. Such reports may be presented where the project or line item against which the expenditure will be incurred is considered politically sensitive.

Examples

1. Council has approved a capital project with a budget of $700,000. Tenders are invited and the actual cost will be $740,000. In this instance, Council approval of a budget variation is **not** required because the actual cost does not exceed the budgeted cost by more than 10% or $50,000.

2. Council has approved a capital project with a budget of $800,000. The actual cost of the project will be $860,000. A budget variation **is** required because although the additional funds required do not exceed the budgeted figure by more than 10%, it exceeds the budgeted figure by more than $50,000.

3. Council has approved a project with a budget of $30,000 and the actual cost of the project is $34,000. Even though the increased expenditure exceeds 10% of the budgeted project cost, a budget variation is **not** required because the additional funding required does not exceed $5,000. (Refer to clause 2 of the Policy).

CP9.6 Budget Variations

Document Control Box							
Document Responsibilities:							
Custodian:	Manager Finance		**Custodian Unit:**	Finance			
Decision Maker:							
Compliance Requirements:							
Legislation:	Section 6.8 of the *Local Government Act 1995*,						
Industry:							
Organisational:	PR0602, PR0604, PR0605, PR0606, PR0600, PR0601, PR0596, PR0608, PR0609, PR0610, PR0611, PR0285						
Document Management:							
Risk Rating:	Medium	**Review Frequency**:	Two years	**Next Due:**	2013	**TRIM Ref:**	**P1027317**
Version #	**Decision Reference:**	**Synopsis:**					
1.	28/06/11						
2.							
3.							

16.7 Review of Policy 18.1 Arts and Culture

Responsible Officer	Anne Banks-McAllister, General Manager Community Development
Voting Requirement	Absolute Majority
Attachments	Attachment 16.7A – Policy 18.1 Arts and Culture Attachment 16.7B – Policy Review Discussion Paper – Arts and Culture Attachment 16.7C – Revised Cultural Advisory Committee Terms of Reference

Purpose

To present a review of Council Policy 18.1 Arts and Culture and make a recommendation to revoke the policy.

Recommendation from the Policy Committee

That Council:

1. REVOKES Council Policy 18.1 Arts and Culture as included in Attachment 16.7A

2. DISBANDS the Cultural Advisory Committee as a formal Committee of Council

3. REFERS the following points of the Officer's Recommendation to a future Elected Member Engagement Session for consideration:

    3.1 ESTABLISHES the Culture and Arts Advisory Group and adopts its Terms of Reference, as included in Attachment 16.7C

    3.2 REQUESTS the Chief Executive Officer to develop a policy for advisory and working groups and submit a draft policy to a future Policy Committee meeting for their consideration.

Background

1. The Arts and Culture Policy was adopted in 2003 and its objective is for Perth, as the State's capital city, to be recognised for its leadership in showcasing the City's vitality, innovation and cultural diversity, through its distinctive Western Australian cultural expression (see Attachment 16.7A).

2. The Arts and Culture Policy was last updated in 2011. In May 2019, the City of Perth adopted a ten-year Cultural Development Plan.

3. It is important to review the Arts and Culture Policy, as significant developments in cultural planning methodology, cultural outcomes measurement, and community sentiment regarding arts and culture have progressed over the past ten years since the Policy was last reviewed, both across Australia and in Western Australia. These developments are outlined in Attachment 16.7B.

4. The Commissioners at the Council meeting on 29 May 2019 established the Cultural Advisory Committee, as a committee of Council to oversee the development, implementation and ongoing performance of a City of Perth Cultural Development Plan 2019 - 2029 and to advise Council on major cultural issues, initiatives and opportunities.

Discussion

5. The Cultural Development Plan defines culture and arts as follows:
   a. *Culture is both the values upon which a society is based and the embodiments and expressions of these values in the day-to-day world of that society. Arts, heritage/history, libraries and festivals are the embodiments and expressions of culture in Australia. All institutions that are purveyor of culture are included under this definition. Culture is both 'overarching and underpinning.' It is the shared system of learned values, beliefs and rules of conduct that make people behave in a certain way. It is a lens through which we view the world.*
   b. *Arts are one of the many manifestations and expressions of culture. They are the physical results of our creative impulse; the symbolic language through which people are able to communicate multiple meanings.*

6. The methodology, strategic alignment, intent and activities articulated in the Cultural Development Plan are much more contemporary than the content of the Arts and Culture Policy, was has been overdue for review. Stand-alone arts and culture policies are unusual, rather most local governments have an arts and culture plan, strategy or framework as their principle guiding document.

7. The Cultural Development Plan provides a comprehensive arts and culture framework that is contemporary and practical to implement. It is recommended that the Arts and Culture Policy be revoked, as it is superseded by the Cultural Development Plan. Further details and justification are provided in Attachment 16.7B.

8. The Culture Development Plan 2019-2029 provides as an outcome (5.2) the establishment of a cultural reference group. This has resulted in the establishment of the Cultural Advisory Committee as a committee of Council.

9. As the Cultural Advisory Committee is an established committee of Council it is required to conduct its meetings in accordance with the *Standing Orders Local Law 2011*, make recommendations to Council and debate motions. This is not considered to be the way a reference group is meant to be conducted.

10. It is apparent from reading the terms of reference that this committee was never intended to operate as a committee of Council. As a committee of Council, the Act and Regulations and Local Laws must apply to its meetings, its structure, quorum and conduct.

11. If the Cultural Advisory Committee becomes and advisory group, its meetings can be conducted more informally in line with better engagement practices.

Stakeholder Engagement

Not applicable

Decision Implications

12. Given all principles of the Arts and Culture Policy are now covered in a more contemporary context and format within the Cultural Development Plan 2019-2029, and the terms of reference of the City's Cultural Advisory Committee, there is very little reason for Council to retain the Policy.

13. Should Council decide to retain the Policy, it should be updated to reflect the current principles and measurable outcomes in the Cultural Development Plan. This can be done, however, may not add value, as there is no statutory obligation, nor strong strategic or industry precedent to have cultural development principles embedded in Council Policy. It would create additional administrative burden in regularly reviewing and updating the Policy. See further detail under section 6 of Attachment 16.7B.

14. Should Council decide to revoke the Policy, the Terms of Reference for the Cultural Advisory Committee will need to be amended to remove reference to the Policy.

15. At the same time, it is proposed to examine the committee's standing as a committee of Council. Despite being a committee of Council, it is not functioning like a committee of Council in that it does not have any elected members in its membership and it is not reporting to Council. In order to reflect the intent that there be a group of external persons advising the city on arts and culture. The following additional recommendations are presented for Committee and Council consideration:
    a. <u>Disestablishing the Cultural Advisory Committee and establishing the Culture and Arts Advisory Group</u>
    It may be a clearer indication of the purpose of the Committee to re-name it the "Culture and Arts Advisory Group." This retains the intent of the Policy and also aligns with the naming convention used by the DLGSC (Culture and Arts division) and the CCCLM (Culture and the Arts Policy Advisory Group) while ensuring its meetings can operate informally rather than the formal processes required of a committee of Council.

    b. Developing a policy governing advisory and working groups
    It is considered appropriate to establish an overall policy dealing with the governance of all advisory and working groups. This policy could address the relevant terms of reference for

advisory and working groups, circumstances in which groups should be established and other administrative matters.

Strategic, Legal and Policy Implications

Strategic	
Strategic Community Plan Aspiration:	People
Strategic Community Plan Objective:	Objective 1.6 Thriving and sustainable cultural, artistic and heritage industries, activities and events that encourage local and visitors to come back for more. Objective 1.7 Ongoing acknowledgement, recognition and continuing engagement with the traditional owners of city lands, the Whadjuk Nyoongar people.
Issue Specific Strategies and Plans:	Cultural Development Plan 2019 - 2029

Legal and Policy	
Legislation:	*Section 8(1)(f) and (g) of the City of Perth Act 2016*
Legal advice:	Not Applicable
Policy	Not Applicable

Financial Implications

There are no direct financial implications relating to the recommendation within this report.

Relevant Documents

Not Applicable.

Further information

16. The Policy Committee at its meeting on 8 February 2021 considered the policy and resolved it was appropriate to consider culture and the arts holistically at an Elected Member Engagement Session.

City of Perth

Council Policy Manual

CP18.1 Arts and Culture

POLICY OBJECTIVE

For Perth, as the State's capital city, to be recognised for its leadership in showcasing the City's vitality, innovation and cultural diversity, through its distinctive Western Australian cultural expression.

POLICY STATEMENT

1. The City of Perth recognises that:

   1.1 Engagement in arts and culture is essential to community, social and economic well being and to enhancing quality of life;

   1.2 arts and culture help create an international and nationally recognisable identity for the State's capital city;

   1.3 arts and cultural activity are important aspects of expressing local creativity and developing an understanding of our uniqueness;

   1.4 arts and culture contribute directly to the economy of the city, generating employment and significantly benefiting both large and small business;

   1.5 arts and culture attract city visitors through major arts events and tourism and convention industries;

   1.6 participation in arts and culture by people from Indigenous and multicultural backgrounds is fundamental to the richness of the city and to the promotion of tolerance and understanding;

   1.7 Perth's distinctive climate and environment are integral components in celebrating our culture – the use of its natural assets such as the Swan River and parks and gardens should be maximised;

   1.8 vibrant public spaces are important in creating a safe and secure environment;

   1.9 arts and cultural activity provide a forum for constructive social comment and public debate, helping to form a society of educated and involved citizens.

CP18.1 Arts and Culture

2. The City of Perth will endeavour to:

2.1 Ensure that the City's spaces are alive with events and experiences for residents, workers and visitors to encounter and enjoy;

2.2 Promote local creativity, innovation and excellence by supporting high quality local arts product;

2.3 Facilitate the dynamic celebration of the city through a range of major festivals;

2.4 Ensure that Western Australia's significant performing and visual arts companies and organisations are located in the city;

2.5 Demonstrate leadership and support our creative community by developing partnership initiatives;

2.6 *Promote widespread public awareness of the arts and cultural life of the City and the diverse experiences it offers;*

2.7 Realise integrated and engaging public art which relates to the identity of the City;

2.8 Facilitate interaction between urban designers, architects, developers, planners, and the creative community to ensure that arts, cultural and community initiatives are integrated into the urban fabric;

2.9 Create enticing places in which city residents, workers and visitors can encounter arts and culture;

2.10 Achieve flexible, high quality, indoor and outdoor venues for both permanent and temporary cultural activities;

2.11 Preserve, protect and promote the unique social and cultural heritage of the City;

2.12 Document and represent significant periods in the evolution of the City's social, cultural and economic development, physical form, and artistic practices;

2.13 Properly conserve, maintain and grow the value of the City's arts and cultural assets;

2.14 Encourage international and national exchanges for arts, cultural and educational purposes;

CP18.1 Arts and Culture

2.15 Encourage participation in arts and culture by people of all ages, abilities and backgrounds.

Document Control Box							
Document Responsibilities:							
Custodian:	Manager Arts, Culture and Heritage		**Custodian Unit:**	Arts, Culture and Heritage			
Decision Maker:							
Compliance Requirements:							
Legislation:							
Industry:							
Organisational:							
Document Management:							
Risk Rating:	Low	**Review Frequency**:	Four years	**Next Due:**	2015	**TRIM Ref:**	**P1016133**
Version #	**Decision Reference:**	**Synopsis:**					
1.	OCM 09/09/03 (646/03	Previous Policy No.SU68					
2.	OCM 17/05/11 (228/11)						
3.							

ATTACHMENT 16.7B

City of Perth

Discussion Paper

18.1 Arts and Culture

Prepared by: Tabitha McMullan, Alliance Manager Activation & Cultural Experience
14 January 2021

Table of Contents

1. Executive Summary 3
2. Background and Context 3
2.1. Legislation 4
2.2. Alignment to Integrated Planning Framework 4
2.3. City of Perth Inquiry 5
2.4. External Directions - Industry / State Government Guidelines 5
3. Research 6
3.1. Mapping the Policy against the Plan 7
4. Risks and Issues 8
5. Budget and Resource Implications 8
6. Key Discussion Items and Points of Clarification 9
6.1. Sub Heading **Error! Bookmark not defined.**
6.2. Sub Heading **Error! Bookmark not defined.**
APPENDIX A 11
APPENDIX B

1. Executive Summary

The Arts and Culture Policy was adopted in 2003 and its objective is for Perth, as the State's capital city, to be recognised for its leadership in showcasing the City's vitality, innovation and cultural diversity, through its distinctive Western Australian cultural expression.

The Arts and Culture Policy was last updated in 2011. In May 2019, the City of Perth adopted a ten-year Cultural Development Plan. The Plan relies on the Cultural Development Network's cultural planning methodology and definition of culture, which includes arts, heritage/history, libraries and festivals as the embodiments and expressions of culture in Australia.

It is important to review the Arts and Culture Policy, as significant developments in cultural planning methodology, cultural outcomes measurement, and community sentiment regarding arts and culture have progressed over the past ten years since the Policy was last reviewed, both across Australia and in Western Australia.

The State Government has a strong focus on culture and the arts through the Department of Local Government, Sport and Cultural Industries, most notable in its recently released Cultural Infrastructure Framework.

The City has strong connections to the culture and arts industry, particularly through its Cultural Advisory Committee, established in September 2019. The Cultural Advisory Committee oversees the development, implementation and ongoing performance of a City of Perth Cultural Development Plan 2019 - 2029 and advises Council on major cultural issues, initiatives and opportunities. The terms of reference for the Committee make incidental reference to the Arts and Culture Policy; the Cultural Development Plan is the main instrument under which the Committee operates.

2. Background and Context

The Arts and Culture Policy was adopted in September 2003 and reviewed and updated in 2011. Before 2003 there was a policy SU68 that covered arts and culture under a previous policy framework. At the Ordinary Council Meeting of 28 May 2019, the City of Perth adopted a ten-year Cultural Development Plan. As defined in the Cultural Development Plan:

Culture is both the values upon which a society is based and the embodiments and expressions of these values in the day-to-day world of that society. Arts, heritage/history, libraries and festivals are the embodiments and expressions of culture in Australia. All institutions that are purveyor of culture are included under this definition. Culture is both 'overarching and underpinning.' It is the shared system of learned values, beliefs and rules of conduct that make people behave in a certain way. It is a lens through which we view the world.

Arts are one of the many manifestations and expressions of culture. They are the physical results of our creative impulse; the symbolic language through which people are able to communicate multiple meanings.

The methodology, strategic alignment, intent and activities articulated in the Cultural Development Plan are much more contemporary than the content of the Arts and Culture Policy, was has been overdue for review. A benchmarking analysis against other Local Governments' cultural policies and planning frameworks (including five Perth metropolitan and five Australian capital city local governments) revealed that a stand-alone arts and culture policy is unusual, rather most local governments have an arts and culture plan, strategy or framework as their principle guiding document. Further to this, mapping the Arts and Culture Policy against the Cultural Development Plan reveals that the Policy objective, principles and endeavours are all covered in a more comprehensive way in the Plan.

The Cultural Development Plan provides a comprehensive arts and culture framework that is contemporary and practical to implement. It is recommended that the Arts and Culture Policy be revoked, as it is superseded by the Cultural Development Plan.

2.1. Legislation

Under the *City of Perth Act 2016* Sect 8(1)(f) and (g), the City has the objects of ensuring its "continued role as a thriving centre of business with vibrant cultural and entertainment precincts" and "to maintain and strengthen the local, national and international reputation of the Perth metropolitan area as an innovative, sustainable and vibrant global city that attracts and welcomes everyone."

2.2. Alignment to Integrated Planning Framework

Strategic Community Plan

Aspiration: People	
Objective No.	**Description**
1.6	Thriving and sustainable cultural, artistic and heritage industries, activities and events that encourage local and visitors to come back for more.
1.7	Ongoing acknowledgement, recognition and continuing engagement with the traditional owners of city lands, the Whadjuk Nyoongar people.

Corporate Business Plan

CBP No.	**Operational Initiative Description**
CBP1.5	Programs & Initiatives for Families and Children
CBP1.8	Christmas Lights Trail
CBP1.10	Australia Day Celebrations

CBP1.11	New Years' Eve
CBP1.13	Forrest Place Concerts
CBP4.4	Grants to support Arts & Cultural Sector – COVID-19 Rebound
CBP4.6	Grants to support Third-party Activation & Events

Other related plans or policies:

This policy is superseded by the Cultural Development Plan 2019-2029.

2.3. City of Perth Inquiry

N/A

2.4. External Directions - Industry / State Government Guidelines

While the City's Arts and Culture Policy has not been reviewed since 2011, the City's more recent Cultural Development Plan 2019 -2029 takes direction from work conducted by the National Local Government Cultural Forum (reestablished in 2019 as the Culture and the Arts Policy Advisory Group under the Council of Capital City Lord Mayors) through the Cultural Development Network. This work has recently been published in the international peer-reviewed journal *Evaluation*, and sets standardized cultural planning and evaluation methodology nationally and internationally.[1]

At a State level, the Department of Local Government, Sport and Cultural Industries (DLGSC) recently released a Cultural Infrastructure Framework, which intends to meet the goal of WA being the most culturally engaged State in Australia by 2020+. This means having cultural infrastructure that celebrates our rich cultural diversity and creative talent, being recognised as a major hub for technical innovation and creative industries and WA being known as one of the most artistic and inspiring places in the world. Cultural infrastructure is defined as the buildings, places, spaces, people and technology necessary for arts and cultural education, creation, production, engagement, collaboration, ceremony, preservation conservation, interpretation, sharing and distribution.

The Cultural Infrastructure Framework is the latest publication in the State's body of work in culture and arts research, policy, and sector development that includes:

- Aboriginal culture and arts
- Regional arts
- Major performing arts companies

[1] Kim Dunphy, John Smithies, Surajen Uppal, et al. "Positing a schema of measurable outcomes of cultural engagement," *Evaluation*. Volume: 26, Issue: 4, pages 474-498. October 1, 2020.

- Access and inclusion
- Living treasures (value of artists)
- Public art[2]

3. Research

Significant research into arts and cultural development principles, objectives, actions, and measurable outcomes, as well as the cultural identity of Perth was undertaken in the development of the City's Cultural Development Plan 2019-2029, which was adopted at OCM 28 May 2019.

Desktop research and benchmarking was conducted by reviewing cultural documents and policies across five Perth metropolitan local governments and five capital city local governments. This revealed that no other Australian Local Government within the scope of the review has an Arts and Culture Policy. Instead, the same, or similar principles that are found in the City's Arts and Culture policy are usually incorporated into a "Creative City" strategy or action plan (see City of Melbourne, City of Sydney, City of Adelaide, City of Hobart, and City of Brisbane). It is also very common for local governments to have a Public Art policy, as does the City of Perth. A detailed overview of each City's relevant document suite can be found in Appendix A.

In general, the arts and cultural frameworks/strategies/action plans reviewed promote and facilitate arts and cultural development for broad community benefits, recognising the importance of arts and culture to four main areas:

- Collective identity/multiculturalism
- Reputation building
- Social cohesion and wellbeing
- Economic development

Below is a summary of the local governments surveyed; green indicates an existing policy:

Industry / Local Government	Cultural Plan, Strategy or Framework	Policy			
		Public Art Policy	Commemorative Works Policy	Arts and Culture Policy	Cultural Collections Policy
Perth					
Stirling					
Victoria Park					

[2]The full list of DLGSC research foci is available at https://www.dlgsc.wa.gov.au/culture-and-the-arts/research-hub.

Vincent					
Sydney					
South Perth					
Joondalup					
Adelaide					
Melbourne					
Brisbane					
Hobart					

3.1. Mapping the Policy against the Plan

The following table provides an analysis of where each of the principles and endeavours in the existing policy is represented or reframed in Cultural Development Plan. The wording will be different, but the core principle and intent remains the same; note there are no gaps.

Policy Principle	**Cultural Development Plan Page/Section (Cultural Development Plan Version 2, https://www.perth.wa.gov.au/en/live-and-work/community-services-and-facilities/arts-culture-and-heritage)**
1.1 to 1.5	7 to 8 / *The Value of Culture in a World-Class City*
1.6	4 / *Acknowledgement of Country*
1.7	15 / *Our Cultural Identity* 44 to 46 / *5.3 Our Natural Heritage Makes Perth a Beautiful Place to Be*
1.8	30 to 32 / *5.1A Our Culture Is Friendly and Inclusive*
1.9	52 to 55 / *5.5 Our Connections are Rooted In Strong Cultural Engagement and Leadership*
Policy Endeavour	**Cultural Development Plan Activity**
2.1	1A.5
2.2	4.2, 4.3
2.3	1B.4
2.4	4.4, 4.5
2.5	5.2
2.6	5.5
2.7	2.3
2.8, 2.10	2.2
2.9	various
2.11	2.1

2.12, 2.13	1B.5, 1B.6, 1B.7
2.14	4.8
2.15	1A.3, 1A.4, 1A.6

4. Risks and Issues

Given the fact that all principles of the Arts and Culture Policy are now covered in the Cultural Development Plan 2019-2029, and the terms of reference of the City's Cultural Advisory Committee, there is very little risk associated with revoking the policy.

The only issue to consider is that the terms of reference for the City's Cultural Advisory Committee reference the policy under section 2: Policy Framework, however, the main purpose and function of the Cultural Advisory Committee is centred on the Cultural Development Plan, not the Arts and Culture Policy. As stated in the Terms of Reference:

As a part of the implementation of the City of Perth Cultural Development Plan 2019 -2029, a Cultural Advisory Committee has been established to oversee the development, implementation and ongoing performance of a City of Perth Cultural Development Plan 2019 - 2029 and to advise Council on major cultural issues, initiatives and opportunities.

Specifically, the Cultural Advisory Committee provides advice to Council to help ensure that the City's cultural projects, programs and services:

- *comply with relevant legislation, support Council policies and endorsed strategic plans; and*
- *develop the City of Perth's capital city cultural leadership.*

Further to this, section 3.1 *Role and Responsibility of Individual Committee Members*, of the terms of reference makes specific reference to the Cultural Development Plan in 4 of the 6 responsibilities but does not mention the policy. (Full terms of reference are attached in Appendix B).

5. Budget and Resource Implications

There are no budget or resource implications associated with revoking the Arts and Culture Policy.

6. Key Discussion Items and Points of Clarification

6.1. Why Arts and Culture

Culture is at the core of a distinctive identity for the world's great cities. They are surprising, energising and memorable places, that both delight and challenge.

Creativity is the engine of the new economy and arts and cultural activities are key resources and incubators of creativity.

A culture of creativity contributes to quality of life by celebrating diversity, improving cross-cultural understanding and building community pride, social cohesion and tolerance. The arts also have positive impacts on individual and community health.

Local governments that articulate their commitment to arts and cultural development reap the rewards in more vibrant and sustainable communities and economies. As a capital city, the City has specific objects related to cultural development under the *City of Perth Act 2016.*

The most effective instrument for the City in committing to arts and cultural development to date has been the Cultural Development Plan, rather than the Arts and Culture Policy, which is consistent with local government practice across Australia.

6.2. Revoking the Arts and Culture Policy

The Cultural Development Plan provides a comprehensive arts and culture framework that is contemporary and practical to implement. It is recommended that the Arts and Culture Policy be revoked, as it is superseded by the Cultural Development Plan.

6.3. Amending the Arts and Culture Policy

Rather than revoking the Arts and Culture Policy, another option is to amend it to make clearer links to the current Cultural Development Plan, including Perth's cultural identity, measurable cultural outcomes, cultural commitment to the City's vision, and broad cultural activity areas under social, environmental, economic, and governance cultural planning domains. However, this would essentially duplicate the same information across two documents when there is no statutory obligation, nor strong strategic or industry precedent to have cultural development principles embedded in Council Policy; the Cultural Development Plan provides sufficient decision-making guidance and framework.

6.4. Cultural Advisory Committee

The City's Cultural Advisory Committee Terms of Reference mention the Arts and Culture Policy under section 2: Policy Framework, however, the main purpose and function of the Cultural

Advisory Committee is centred on the Cultural Development Plan, not the Arts and Culture Policy. As “Arts” is a subset of “Culture” (being one of the many manifestations and expressions of culture) the Cultural Advisory Committee was named as such to align with the naming of the Cultural Development Plan and align with the breadth of the scope in the Terms of Reference.

However, should Council wish to revoke the Arts and Culture Policy, it may be a clearer indication of the purpose of the Committee to re-name it the “Culture and Arts Advisory Committee.” This retains the intent of the Policy and also aligns with the naming convention used by the DLGSC (Culture and Arts division) and the CCCLM (Culture and the Arts Policy Advisory Group).

Amendments to the Terms of Reference have been drafted accordingly and are included as an attachment to the Policy Committee Item paper.

APPENDIX A

Overview of other Local Governments' relevant document suites.

City of Perth

Cultural Development Plan

Intent: Allow the City and the community to achieve cultural development goals, connect with Perth's authentic cultural identity and see it step up onto the world stage.

1.5 Public Art
Intent: Support the development and delivery of high quality public art, and encourage exploration of the urban landscape.

1.6 Commemorative Works
Intent: Establishes principles and approach consistent with national standards to guide consideration of community proposals, management and maintenance.

18.1 Arts and Culture

Intent: Recognise/state the importance of arts and culture to Perth and to quality of life, and for Perth to be recognised for its cultural expression.

18.2 Cultural Collections

Intent: Guide acquisition, care and management of the City's public collections.

City of Melbourne

Creative Strategy 2018-28

Intent: Follows the Arts Strategy 2014 – 17, to harness the full potential of creativity in the City, and integrate creativity into everything we do.

Melbourne Music Plan 2018–21

Intent: Sets out key focus areas and priorities to make Melbourne a global music capital.

Arts Infrastructure Framework 2016–21

Intent: Map existing infrastructure, identify new and renewal projects to encourage participation, address the needs of new and emerging artists, creative practitioners and organisations.

Creative Funding Framework

Intent: Outlines an approach for enabling strategic investment in arts and creative works.

Creative Urban Places Framework (in development)

Street Art Policy (in development)

Plaques and Memorials Policy 2016

Intent: Establish criteria to assess applications from community to formally recognise significant people via plaques or memorials.

Street activity policy 2011

Intent: Provide a framework of guiding principles and decision-making criteria for the creation of appropriate street activity.

City of Sydney

Public Art Policy

Intent: Guides and informs the criteria for assessing public art commissions.

Creative City Cultural Policy and Action Plan 2014 – 24

Intent: Guide the arts in central Sydney, support artists and cultural workers to live and work in Sydney, support ideas that better connect the public to the city's cultural life, and support ideas that will assist the community to explore its own creativity.

City of Adelaide

Cultural Strategy 2017 – 23

Intent: Celebrates the strengths and dynamism of Adelaide's creative cultural landscape, recognises the City of Adelaide as a driver of a vibrant creative and making environment, celebrates creative traditions and living culture of ATSI people, showcases, enables and connects opportunities for cultural expression.

Live Music Action Plan 2017 – 20

Intent: Cement Adelaide's place as a world leading music city, offer a range of programs and initiatives, funding support, and encourage live music venues through the city centre and North Adelaide.

Public Art Action Plan 2019 – 22

Intent: Celebrates Adelaide's status as a leading global creative city, to enrich both community and influence creative expression to enable bold, future focused and ambitious public art.

Temporary Use of Public Space Policy

Intent: Provides guidance about how public space can be used and activated for both community and business purposes – public good, economic grown, creativity, access and inclusion.

City of Hobart

Creative Hobart Strategy 2012

Intent: Reposition Hobart City Council as a key facilitator in Hobart's growth, Hobart as truly creative city for residents and visitors alike, expand cultural programs, increase opportunities for involvement in cultural activities, provide greater exposure to cultural activities and an attractor for cultural tourism.

Public Art Framework 2019

Intent: Refocus Hobart's relationship with public art, with guiding principles, curatorial setting and processes. Position public art as key to Hobart's infrastructure, express a sense of place and identity, increase opportunities for diverse range of artists to work in the public domain,

commission new art reflective of the City's diverse population, ensure public art is accessible, and foster key partnerships.

City of Brisbane

Creative Brisbane Creative Economy Strategy 2013 - 22

Intent: To strengthen Brisbane's liveability as a vibrant creative hub and to ensure Brisbane will be the premier location for talented people to live, work, play, raise families, and develop careers and economic potential.

River Art Framework 2018

Intent: Presents a vision for a world-class collection of public art along the river's edge that will provide an outdoor gallery experience and draw people to the river to be inspired.

City of South Perth

Cultural Plan 2019 – 23

Intent: Outline a vision, strategies and goals for cultural development from 2019-2023.

Public Art Strategy 2016

Intent: Provide a basis for a considered approach to the acquisition and management of the City of South Perth's current and future public art assets.

Public Art Policy P101

Intent: To provide guidelines for the effective acquisition, management and decommissioning of the City's public art and art collections.

P105 Cultural Services and Activities

Intent: To provide a policy framework that enables the City to develop and implement relevant cultural services and activities for its community members that contribute towards fostering a strong sense of community.

Town of Victoria Park

Arts and Culture Plan

Intent: Provide an action-based guide to achieving the Town's arts and culture vision, setting the agenda for programming and infrastructure investment.

112 Visual Arts Policy

Intent: Same as Public Art Policy

115 Public Art Policy

Intent: Guide the Town's aspirations to be a leader of contemporary visual arts and to further develop the cultural identity of Town of Victoria Park

111 Commemorative Recognition

Intent: To provide consistent and effective administration of requests by members of the public for the installation of commemorative recognition items on property invested in, managed or owned by the Town of Victoria Park

Public Art Strategy 2018 – 23

Intent: Create a 'place where people want to be', create a sense of cultural identity, cultivate a 'sense of place', be fun and thought provoking, activate spaces and places, attract tourists/be a drawcard, be accessible to all, enhance the built and natural environment.

City of Vincent

Arts Development Action Plan 2018 – 2020

Created with the goal to embed creativity in everything we do to make the City of Vincent the Arts capital of Perth. The key areas of focus fall under the categories of Innovation, Support, Creative Economy, Activation, and Connection.

3.10.3 Street Activation Policy

Intent: To support the activation of local streets through festivals and events that strengthen community participation and connection and contribute to a culturally vibrant City.

3.10.7 Art Collection Policy

Intent: Celebrate and acknowledge cultural and social diversity through the encouragement of art; Showcase and promote Vincent through displaying artworks that reflect our community; and enrich spaces and facilities that are available to the public with quality and relevant artwork.

3.10.8 Public Art Policy

Intent: Develop and promote the community identity of Vincent; Increase the social, cultural and economic values within the Vincent community; Engage with the community in a way that contributes to their understanding of the spaces and places they inhabit; Celebrate and acknowledge cultural and social diversity through the encouragement of art; and Enrich our public spaces.

3.10.9 Public Murals Policy

Intent: Same as Public Art Policy, but also to increase public awareness of the value of street art and ephemeral works

7.5.13 Percent for Public Art Policy

Intent: Same objectives as Public Art Policy

City of Joondalup

Cultural Plan – Shaping a Creative City (in development)

Public Art Policy

Intent: To guide the delivery of public art projects that contribute to creating a sense of place, promote the expression of local identity, and reflect on the shared values of the community.

Visual Arts Policy

Intent: To guide the delivery of a contemporary visual arts program that supports quality cultural opportunities for the local community, recognising the value of culture in our society as a driving force for change, innovation, vibrant communities, a strong sense of place, the economy and tourism.

City of Stirling

Multicultural Framework

Intent: Harness the benefits that cultural diversity has to offer and deliver on objective 3.1 of the Strategic Community Plan: an inclusive and harmonious city.

Art Collection Policy

Intent: Provide a framework for the maintenance, development and management of the City's art collection.

Commemorative Memorials Request Policy

Intent: Provide consistent and effective administration of requests for the installation of memorials

Public Art Policy

Intent: Provide a framework for public art management

APPENDIX B

Cultural Advisory Committee Terms of Reference

TERMS OF REFERENCE
City of Perth
Cultural Advisory Committee

1. Introduction

As a part of the implementation of the City of Perth Cultural Development Plan 2019 -2029, a Cultural Advisory Committee has been established to oversee the development, implementation and ongoing performance of a City of Perth Cultural Development Plan 2019 - 2029 and to advise Council on major cultural issues, initiatives and opportunities.

Specifically, the Cultural Advisory Committee provides advice to Council to help ensure that the City's cultural projects, programs and services:

- comply with relevant legislation, support Council policies and endorsed strategic plans; and
- develop the City of Perth's capital city cultural leadership.

2. Policy Framework

The Cultural Advisory Committee is established and operates in the context of the following strategic and policy documents:

- Strategic Community Plan: Vision 2029+
- Cultural Development Plan 2019-2029
- Public Art Strategy
- Heritage Strategy (*Draft at 24 September 2019*)
- Policy 18.1 Arts and Culture
- Policy 1.5 Public Art
- Policy 1.6 Commemorative Works
- Policy 18.2 Cultural Collections
- Policy 4.10 Heritage Policy

3. Function of the Cultural Advisory Committee

3.1. Role and Responsibility of Individual Committee Members

The role of the individual members of the committee includes:

1. Understanding the strategic implications and desired outcomes of activities being pursued through the City of Perth's Cultural Development Plan 2019 -2029 and cultural activities and initiatives being delivered within the City of Perth and Greater Perth by external agencies and organisations.
2. Possessing genuine interest in the City of Perth's Cultural Development Plan 2019 -2029 and in Cultural Development within the City of Perth.
3. Bringing relevant knowledge, specialist expertise, technical proficiency and professional experience in a field of specific relevance to Cultural Development, specifically Arts, Heritage, Festivals, and/or Cultural Institutions, including Libraries.
4. Advocacy for cultural activities and outcomes.
5. Possessing a demonstrated understanding of the broader legislative, operational and political context within which the Cultural Development Plan 2019-2029 is being implemented.
6. Commitment and active involvement in collaboratively pursuing the outcomes of the City of Perth's Cultural Development Plan 2019-2029.

In practice, this means they:

1. Advocate that the needs of the community and cultural stakeholders are met by the outputs of the Cultural Development Plan 2019 - 2029;
2. help balance and provide guidance on managing conflicting priorities and resources;
3. provide guidance to City units involved in implementing the City of Perth's Cultural Development Plan 2019 - 2029 and end users of the plan's outputs;
4. consider and provide advice on ideas and issues raised;
5. review the progress of the City of Perth's Cultural Development Plan 2019 - 2029; and
6. provide guidance and advice on the best way to achieve adherence of cultural activities to standards of best practice, guidelines and relevant legislation

4. Protocols

4.1. Membership

Committee membership is to comprise up to eleven highly regarded, diverse and experienced individuals. Cultural and linguistic diversity will be prioritised in the composition of the committee to ensure it is representative of the community it will serve and encourage a diverse range of perspectives, ideas and recommendations. Membership must represent a broad spectrum of the following fields:

- Whadjuk Nyoongar community representatives*
- Practising artists and creative industry professionals
- Public art consultancy or curation
- Cultural Collection Management
- Audience Development
- Art critics or art history
- History
- Landscape Architecture or Architecture
- Ecology/Natural Environment
- Urban Design or Town Planning
- Cultural Institutions (including libraries)
- State Government
- Major Cultural Events/Festivals
- Cultural Tourism
- Multicultural Interests or International Exchange
- Heritage (which can include, but not limited to: Built heritage; Historical research; Heritage interpretation/curation; Aboriginal heritage; Cultural landscapes; Archaeology)
- Creative Industries (which can include, but not limited to: visual and performing arts; multi-media; technology; economic development of the sector)
- Philanthropy and fundraising

*The committee must at all times include membership of two Whadjuk Nyoongar community representatives, one male and one female, who must be endorsed by the Elders Advisory Group. These members must report back to the Elders Advisory Group on quarterly basis, or as required.

Nominations for all committee members may be sought by the City of Perth Administration when required. Nominees recommended for committee membership by the Administration will be reviewed, and recommended members will be considered by Council for appointment.

Membership of the committee is for a term of two calendar years, and will be reviewed on a biennial basis.

Committee members at the end of their term may be nominated for a second two-year term, if endorsed by Council.

All members of the Cultural Advisory Committee have equal voting rights.

Where a committee member retires through written notice to the CEO, or a position becomes vacant for any other reason, prior to the end of their term, the Administration will seek nominations for new members with appropriate professional expertise to restore the full capacity of the committee, as required.

Where a committee member does not attend scheduled committee meetings on three consecutive occasions without advising City staff or the Chair/Co-Chairs, they are deemed to have retired from the committee.

The Council may terminate any committee membership at any time, in writing.

The Manager Arts, Culture & Heritage will resource and attend the meetings of the Cultural Advisory Committee in a non-voting capacity to observe and facilitate proceedings as required. Other City Officers may attend on the invitation of the Manager Arts, Culture & Heritage, or as proxy for the Manager Arts, Culture & Heritage, if required.

Members of the City's Executive, Elected Members and invitees of the Cultural Advisory Committee may attend and observe committee meetings in a non-voting capacity.

Committee members are invited to offer their expertise to the City of Perth in a voluntary capacity, unless there are extraordinary circumstances, to be negotiated with the City.

Details of the membership of the committee are contained in Section 6.

4.2. Chair

a) Chair and Deputy Chair

The Committee will elect a Chair and Deputy Chair on an annual basis.

The Chair of the Cultural Advisory Committee shall convene the committee meetings.

If the designated Chair is not available, then the Deputy Chair will be responsible for convening and conducting that meeting. If the Chair or Deputy Chair is unavailable then the committee may elect an Acting Chair for that meeting.

The Chair will represent the committee at Council and external forums, other City of Perth committee meetings and events as and where required and deemed appropriate by the City.

In the absence of the Chair, the Deputy Chair will represent the committee.

b) Co-Chair

Alternatively, the Committee may elect to replace a Chair and Deputy Chair arrangement with a Co-Chair arrangement. In which case, the following terms apply:

The Committee will elect two Co-Chairs on an annual basis.

The Co-Chairs of the Cultural Advisory Committee shall together convene the committee meetings.

If one designated Co-Chair is not available, then the other Co-Chair will be responsible for convening and conducting that meeting. If both Co-Chairs are unavailable then the committee may elect an Acting Chair for that meeting.

The Co-Chairs will represent the committee at Council and external forums, other City of Perth committee meetings and events as and where required and deemed appropriate by the City.

In the absence of one Co-Chair, the other Co-Chair will represent the committee.

4.3. Declarations of Interest

All members of the committee must act lawfully and with honour, integrity and professionalism.

Members who have a pecuniary or non-pecuniary interest in any matter with which the committee is concerned must disclose the nature of interest as soon as is practicable.

Members with a pecuniary interest or a significant non-pecuniary interest in any matter with which the committee is concerned must excuse themselves from the meeting whilst that matter is being discussed or considered.

All disclosures of interest must be recorded in the minutes of the meeting.

4.4. Agenda Items

The committee meeting agenda, with attached meeting papers will be distributed by the Chair/Co-Chairs at least 7 working days prior to the next scheduled meeting.

Committee members may raise an item under 'Other Business' if necessary and as time permits.

4.5. Minutes & Meeting Papers

Meetings will be minuted by the City Officers in attendance.

Copies of the minutes, including attachments, shall be provided to all committee members no later than 10 working days following each meeting.

Where requested by the Chief Executive Officer or Council, the committee will provide a written report or advice in relation to any relevant cultural matters.

4.6. Frequency of Meetings

The committee shall meet quarterly at Council House, 27 St Georges Terrace, Perth and/or in accordance with an annual schedule determined at the final committee meeting of each calendar year for the subsequent calendar year.

If there is insufficient business to warrant a meeting, and other agenda items can be postponed to a subsequent scheduled meeting, the committee may agree to cancel a scheduled meeting.

The committee, in consultation with the City Administration may at any time review the frequency of committee meetings and negotiate a new schedule, provided the committee is able to perform its role effectively for the City of Perth.

4.7. Decisions of the Committee

The committee does not have any formal decision-making authority. The Cultural Advisory Committee is created for the sole purpose of providing independent, expert advice to inform recommendations of City staff for presentation in reports to City of Perth Committee and Council, or to inform other decisions made in accordance with the City's Delegated Authority Register.

4.8. Proxies to Meetings

Members of the committee cannot nominate a proxy to attend a meeting if the member is unable to attend.

4.9. Quorum Requirements

At least five of the appointed committee members must be in attendance for the meeting to be recognised as an authorised meeting for the recommendations or resolutions to be valid.

4.10. Out of Session

Where possible, all cultural business for an agenda, requiring input and review by the committee should be presented at least 10 days prior to a scheduled meeting for its inclusion on the agenda of a scheduled meeting of the committee. Where this is not possible due the urgent nature of a matter or otherwise by agreement of the committee, Special Meetings of the Cultural Advisory Committee may be convened as required.

Where appropriate, the committee may create additional subcommittees, special working parties or send delegates to participate on assessment panels to facilitate the provision of relevant expertise on an ad hoc basis between sessions where required.

4.11. Termination of the Cultural Advisory Committee

Termination of the committee shall be as directed by Council in consultation with the Administration.

4.12. Amendment to the Terms of Reference

This document may be altered at any time by Council.

5. Subcommittees

5.1. Subcommittee General Protocols

From the nominations for the committee outlined at 4.1, City Officers will recommend additional nominees to be considered for appointment by Council to a Subcommittee Pool. These will be professionals with specialist expertise relevant to the three subcommittees. The Subcommittee Pool will have no formal engagement in the Cultural Advisory Committee, unless appointed to a subcommittee by the Chair/Co-Chairs, or acting as a proxy for a member of a subcommittee.

Nominations for members of all subcommittees may be sought by the Chair/Co-Chairs from the members of the committee and/or from the Subcommittee Pool, as required. There must always be at least one member of the Cultural Advisory Committee on each subcommittee. Nominees recommended for subcommittee membership by the Chair/Co-Chairs will be appointed by the Cultural Advisory Committee.

Members of the subcommittees can nominate a proxy with relevant specialist expertise from the Subcommittee Pool to attend a meeting if the subcommittee member is unable to attend.

5.2. Role, Responsibility and Protocols of the Public Art Subcommittee

The role of the Public Art Subcommittee is to provide expert and independent advice to Council in relation to the following:

1. The ongoing review of Council's strategic plans, policies and operational guidelines in relation to public art being delivered by, or within, the City of Perth.
2. The ongoing development of effective assessment and evaluation criteria for public art proposals and service delivery.
3. Acquisition of high quality public art assets, being through commission, purchase or as contributed assets.
4. Evaluation and development of the City of Perth's Temporary and Ephemeral Public Art programs to ensure quality outcomes.
5. Review of applications for new memorials and monuments in alignment with the Policy 1.6 Commemorative Works, as required.
6. Deaccessioning, disposal and relocation of the City's public art.
7. Partnership and collaboration with external agencies and organisations involved in delivering public art within the City, including, but not limited to the Metropolitan Redevelopment Authority, Perth Public Art Foundation, and private developers.

Protocols of the Public Art Subcommittee are as follows:

Public Art Subcommittee membership is to comprise up to three highly regarded and experienced individuals representing three of the following fields:

- A public art consultant or curator
- An urban designer

- An architect
- A Town Planner
- A practising artist with extensive experience in public art

The Public Art Subcommittee shall meet every two months, or as required, at Council House, 27 St Georges Terrace, according to an annual schedule set by the subcommittee. The subcommittee, in consultation with the Manager Arts, Culture and Heritage may at any time review the frequency of subcommittee meetings and negotiate a new schedule, including any items for decision by circulation, so long as the subcommittee is able to perform its role effectively for the City of Perth.

5.3. Role, Responsibility and Protocols of the Cultural Heritage Subcommittee

The role of the Cultural Heritage Subcommittee is to provide expert and independent advice to Council in relation to the following:

1. The ongoing review of Council's strategic plans, policies, surveys and operational guidelines in relation to cultural heritage being delivered by, or within, the City of Perth.
2. Provide industry feedback and guidance related to the City of Perth's heritage incentives, policies and relevant heritage initiatives.
3. The ongoing development of effective assessment and evaluation of criteria for cultural heritage significance.
4. Evaluation and development of the City of Perth's Temporary and Ephemeral Public Art programs to ensure quality outcomes, where these relate to historic narratives or heritage subjects or places.
5. Review of applications for memorials and monuments in alignment with the Policy 1.6 Commemorative Works, as required.
6. Deaccessioning, disposal and relocation of the City's public art where these may impact matters of cultural heritage significance.
7. Proposed or existing partnership and collaboration with external agencies and organisations involved in delivering cultural heritage programs or initiatives within the City, including, but not limited to: the State Government, Tertiary or other education entities, private developers and neighbourhood/community groups and heritage not-for-profit groups.

Protocols of the Cultural Heritage Subcommittee are as follows:

The functions of this committee do not include any part of the development application process; any advice relating to development applications for heritage-listed properties will continue to be referred to the Design Advisory Committee.

Cultural Heritage Subcommittee membership is to comprise up to three highly regarded and experienced individuals representing three of the following fields:

- Built heritage

- Historical research
- Heritage interpretation/curation
- Aboriginal heritage
- Cultural tourism
- Cultural landscapes
- Archaeology

The Cultural Heritage Subcommittee shall meet every two months, or as required, at Council House, 27 St Georges Terrace, according to an annual schedule set by the subcommittee. The subcommittee, in consultation with the Manager Arts, Culture and Heritage may at any time review the frequency of subcommittee meetings and negotiate a new schedule, including any items for decision by circulation, so long as the subcommittee is able to perform its role effectively for the City of Perth.

5.4. Role, Responsibility and Protocols of the Cultural Collections Subcommittee

The role of the Cultural Collections Subcommittee is to provide expert and independent advice to Council in relation to the following:

1. The ongoing review of the City's policies, plans and operational guidelines in relation to the development, display and management of the Cultural Collections.
2. The ongoing development of the Cultural Collections, in line with Policy 18.2 and the City's delegated authority register, including proposed acquisitions, de-accessions and commissions.
3. The management of the Cultural Collections in line with museum and gallery industry standards, including storage, conservation, collection management practices, maintenance and asset management planning.
4. The City's display practices, exhibition program and facilitation of public access to the Cultural Collections.
5. Review and analysis of options / feasibility for the development of a dedicated exhibition space for the Cultural Collections, including the ongoing provision of the History Centre as a public resource centre.
6. The planning, development and resourcing of the City's Arts, Culture and Heritage data portal 'Finding Perth'.
7. The development and support of partnerships and collaboration with external agencies and organisations involved in delivering art and cultural programs or initiatives within the City, including, but not limited to: the Art Gallery of WA, WA Museum, State Library of WA, Perth Institute of Contemporary Art, Museum of Perth and other small museums and private galleries or collections.
8. Awareness of cultural trends and practices in the Galleries Libraries Archives and Museums (GLAM) sector, including knowledge of artists, cultural organisations and other Cultural Collections in WA.

Protocols of the Cultural Collections Subcommittee are as follows:

Cultural Collections Subcommittee membership is to comprise up to three highly regarded and experienced individuals representing three of the following fields:

- Contemporary Art
- Cultural Heritage and History
- Public Art
- Aboriginal Art
- Collection Management
- Audience Development
- Curation/interpretation and programming
- Collections Data Management

The Cultural Collections subcommittee shall meet every four months, or as required, at Council House, 27 St Georges Terrace, according to an annual schedule set by the subcommittee. Time-sensitive advice, such as relating to acquisitions, may be provided via a circular resolution. The subcommittee, in consultation with the Manager Arts, Culture and Heritage may at any time review the frequency of subcommittee meetings and negotiate a new schedule, including any items for decision by circulation, so long as the subcommittee is able to perform its role effectively for the City of Perth.

6. Membership

Name	Role	Contact
Barbara Bynder	Co-Chair/ Whadjuk Nyoongar Member	karda48@gmail.com
Peter Ciemitis	Co-Chair	peter.ciemitis@robertsday.com.au
Noel Nannup and/or Richard Walley	Whadjuk Nyoongar Member	noel@indigenouswa.com abprodpr@iinet.net.au
Gemma Weston	Member	gweston@perthfestival.com.au
Shelagh Magadza	Member	shelagh.magadza@cacwa.org.au
Alec Coles	Member	alec.coles@museum.wa.gov.au
Chad Creighton	Member	ceo@aachwa.com.au
Helen Munt	Member	hbm@linq.net.au
Julian Donaldson	Member	julian.donaldson@ntwa.com.au
Shaheen Hughes	Member	s.hughes@mftwa.org.au

Name	Role	Contact
Jade Balfour	Member	jade.balfour@research.uwa.edu.au

7. Record Information

Proof of Approval

Requesting Officer	Hannah Eames, Principal Heritage & Strategy
Approving Unit Manager	Tabitha McMullan, Alliance Manager Activation & Cultural Experience
Approving Unit Director	Anne Banks-McAllister, General Manager Community Development
Project Sponsor	N/A
Approval Evidence	OCM xxxxx, CAC Meeting Minutes Date CM xxxxx
Business Unit	Activation & Cultural Experience

Version Information

Version	Author	Date	Status	Comments
1	Tabitha McMullan, Manager Arts, Culture & Heritage	3 May 2019	DRAFT	Initial Draft Approved at OCM 28 May 2019, establishing the CAC and endorsing the call for nominations.
2	Tabitha McMullan Manager Arts, Culture & Heritage	7 September 2019	DRAFT	Draft Adopted at OCM appointing CAC members
3	Tabitha McMullan Alliance Manager Activation & Cultural Experience	8 May 2020	FINAL	Following first meeting amended to allow Co-Chairs and added in committee member names

City of Perth

TERMS OF REFERENCE

City of Perth

Culture and Arts Advisory Group

1 Introduction

As a part of the implementation of the City of Perth Cultural Development Plan 2019 -2029, a Culture and Arts Advisory Group has been established to oversee the development, implementation and ongoing performance of the City of Perth Cultural Development Plan 2019 - 2029 and to advise Council on major cultural issues, initiatives and opportunities.

Specifically, the Culture and Arts Advisory Group provides advice to Council to help ensure that the City's cultural projects, programs and services:

- comply with relevant legislation, support Council policies and endorsed strategic plans; and
- develop the City of Perth's capital city cultural leadership.

2 Strategic Framework

The Culture and Arts Advisory Group is established and operates in the context of the following strategic and policy documents:

- Strategic Community Plan: 2019 - 2029
- Cultural Development Plan 2019-2029
- Public Art Strategy
- Heritage Strategy
- Policy 1.5 Public Art
- Policy 1.6 Commemorative Works
- Policy 18.2 Cultural Collections
- Policy 4.10 Heritage Policy

3 Function of the Culture and Arts Advisory Group

3.1 Role and Responsibility of Individual Advisory Group Members

The role of the individual members of the group includes:

1. Understanding the strategic implications and desired outcomes of activities being pursued through the City of Perth's Cultural Development Plan 2019 -2029 and cultural activities and initiatives being delivered within the City of Perth and Greater Perth by external agencies and organisations.
2. Possessing genuine interest in the City of Perth's Cultural Development Plan 2019 -2029 and in Cultural Development within the City of Perth.
3. Bringing relevant knowledge, specialist expertise, technical proficiency and professional experience in a field of specific relevance to Cultural Development, specifically Arts, Heritage, Festivals, and/or Cultural Institutions, including Libraries.
4. Advocacy for cultural activities and outcomes.
5. Possessing a demonstrated understanding of the broader legislative, operational and political context within which the Cultural Development Plan 2019-2029 is being implemented.
6. Commitment and active involvement in collaboratively pursuing the outcomes of the City of Perth's Cultural Development Plan 2019-2029.

In practice, this means they:

1. Advocate that the needs of the community and cultural stakeholders are met by the outputs of the Cultural Development Plan 2019 - 2029;
2. help balance and provide guidance on managing conflicting priorities and resources;
3. provide guidance to City units involved in implementing the City of Perth's Cultural Development Plan 2019 - 2029 and end users of the plan's outputs;
4. consider and provide advice on ideas and issues raised;
5. review the progress of the City of Perth's Cultural Development Plan 2019 - 2029; and
6. provide guidance and advice on the best way to achieve adherence of cultural activities to standards of best practice, guidelines and relevant legislation

4 Protocols

4.1 Membership

Advisory group membership is to comprise up to 11 highly regarded, diverse and experienced individuals. Cultural and linguistic diversity will be prioritised in the composition of the group to ensure it is representative of the community it will serve and encourage a diverse range of perspectives, ideas and recommendations. Membership must represent a broad spectrum of the following fields:

- Whadjuk Nyoongar community representatives*
- Practising artists and creative industry professionals
- Public art consultancy or curation
- Cultural Collection Management
- Audience Development
- Art critics or art history
- History
- Landscape Architecture or Architecture
- Ecology/Natural Environment
- Urban Design or Town Planning
- Cultural Institutions (including libraries)
- State Government
- Major Cultural Events/Festivals
- Cultural Tourism
- Multicultural Interests or International Exchange
- Heritage (which can include, but not limited to: Built heritage; Historical research; Heritage interpretation/curation; Aboriginal heritage; Cultural landscapes; Archaeology)
- Creative Industries (which can include, but not limited to: visual and performing arts; multi-media; technology; economic development of the sector)
- Philanthropy and fundraising

*The group must at all times include membership of two Whadjuk Nyoongar community representatives, one male and one female, who must be endorsed by the Elders Advisory Group. These members must report back to the Elders Advisory Group on quarterly basis, or as required.

Nominations for all advisory group members may be sought by the City of Perth when required. Nominees recommended for membership by the officers will be reviewed and appointed by the Chief Executive Officer of the City.

Membership of the group is for a term of two calendar years, and will be reviewed on a biennial basis.

Group members at the end of their term may be nominated for further terms.

All members of the Culture and Arts Advisory Group have equal voting rights.

Where a group member resigns by written notice to the CEO, or a position becomes vacant for any other reason, prior to the end of their term, the City will seek nominations for new members with appropriate professional expertise to restore the full capacity of the group, as required.

Where a group member does not attend scheduled group meetings on three consecutive occasions without advising City staff or the Chair/Co-Chairs, they are deemed to have resigned from the group.

The CEO may terminate any group membership at any time, in writing.

The Alliance Manager Activation & Cultural Experience will resource and attend the meetings of the Culture and Arts Advisory Group in a non-voting capacity to observe and facilitate proceedings as

required. Other City Officers may attend on the invitation of the Alliance Manager Activation & Cultural Experience, or as proxy for the Alliance Manager Activation & Cultural Experience, if required.

Members of the City's Executive, Elected Members and invitees of the Culture and Arts Advisory Group may attend and observe group meetings in a non-voting capacity.

Advisory group members are invited to offer their expertise to the City of Perth in a voluntary capacity, unless there are extraordinary circumstances, to be negotiated with the City.

Details of the membership of the Group are contained in Section 6.

4.2 Chair

a) Chair and Deputy Chair

The group will elect a Chair and Deputy Chair on an annual basis.

The City will convene meetings in consultation with the Chair of the Culture and Arts Advisory Group shall convene the groups meetings.

If the designated Chair is not available, then the Deputy Chair will be responsible for conducting that meeting. If the Chair and Deputy Chair is unavailable then the group may elect an Acting Chair for that meeting.

The Chair will represent the group at Council and external forums, other City of Perth meetings and events as and where required and deemed appropriate by the City.

In the absence of the Chair, the Deputy Chair will represent the group.

b) Co-Chair

Alternatively, the group may elect to replace a Chair and Deputy Chair arrangement with a Co-Chair arrangement. In which case, the following terms apply:

The Group will elect two Co-Chairs on an annual basis.

The City will convene meetings in consultation with the Co-Chairs of the Culture and Arts Advisory Group who shall together convene the Group meetings.

If one designated Co-Chair is not available, then the other Co-Chair will be responsible for convening and conducting that meeting. If both Co-Chairs are unavailable then the group may elect an Acting Chair for that meeting.

The Co-Chairs will represent the group at Council and external forums, other City of Perth group meetings and events as and where required and deemed appropriate by the City.

In the absence of one Co-Chair, the other Co-Chair will represent the group.

4.3 Declarations of Interest

All members of the group must act lawfully and with honour, integrity and professionalism.

Members who have a pecuniary or non-pecuniary interest in any matter with which the group is concerned must disclose the nature of interest as soon as is practicable.

Members with a pecuniary interest or a significant non-pecuniary interest in any matter with which the group is concerned must excuse themselves from the meeting whilst that matter is being discussed or considered.

All disclosures of interest must be recorded in the minutes of the meeting.

4.4 Agenda Items

The group meeting agenda, with attached meeting papers will be distributed by the Chair/Co-Chairs at least 7 working days prior to the next scheduled meeting.

Group members may raise an item under 'Other Business' if necessary and as time permits.

4.5 Minutes & Meeting Papers

Meetings will be minuted by the City Officers in attendance.

Copies of the minutes, including attachments, shall be provided to all group members no later than 10 working days following each meeting.

Where requested by the Chief Executive Officer or Council, the group will provide a written report or advice in relation to any relevant cultural matters.

4.6 Frequency of Meetings

The group shall meet quarterly at Council House, 27 St Georges Terrace, Perth and/or in accordance with an annual schedule determined at the final Group meeting of each calendar year for the subsequent calendar year.

If there is insufficient business to warrant a meeting, and other agenda items can be postponed to a subsequent scheduled meeting, the group may agree to cancel a scheduled meeting.

The group, in consultation with the City Administration may at any time review the frequency of group meetings and negotiate a new schedule, provided the group is able to perform its role effectively for the City of Perth.

4.7 Decisions of the group

The group does not have any statutory decision-making authority. The Culture and Arts Advisory Group is created for the sole purpose of providing independent, expert advice to inform recommendations of City staff for presentation in reports to Council, or to inform other decisions made in accordance with the City's Delegated Authority Register.

4.8 Proxies to Meetings

Members of the group cannot nominate a proxy to attend a meeting if the member is unable to attend.

4.9 Quorum Requirements

At least five of the appointed group members must be in attendance for the meeting to be recognised as an authorised meeting for the recommendations or resolutions to be valid.

4.10 Out of Session

Where possible, all cultural business for an agenda, requiring input and review by the group should be presented at least 10 days prior to a scheduled meeting for its inclusion on the agenda of a scheduled meeting of the group. Where this is not possible due the urgent nature of a matter or otherwise by agreement of the group, Special Meetings of the Culture and Arts Advisory Group may be convened as required.

Where appropriate, the group may create additional subgroups, special working parties or send delegates to participate on assessment panels to facilitate the provision of relevant expertise on an ad hoc basis between sessions where required.

4.11 Termination of the Culture and Arts Advisory Group

Termination of the group shall be as directed by Council.

4.12 Amendment to the Terms of Reference

This document may be altered at any time by Council.

5 Subgroups

5.1 Subgroup General Protocols

From the nominations for the group outlined at 4.1, City Officers will recommend additional nominees to be considered for appointment by the CEO to a subgroup Pool. These will be professionals with specialist expertise relevant to the three subgroups. The Subgroup Pool will have no formal

engagement in the Culture and Arts Advisory Group, unless appointed to a subgroup by the Chair/Co-Chairs, or acting as a proxy for a member of a subgroup.

Nominations for members of all subgroups may be sought by the Chair/Co-Chairs from the members of the group and/or from the subgroup Pool, as required. There must always be at least one member of the Culture and Arts Advisory Group on each subgroup. Nominees recommended for subgroup membership by the Chair/Co-Chairs will be appointed by the Chief Executive Officer.

Members of the subgroups can nominate a proxy with relevant specialist expertise from the Subgroup Pool to attend a meeting if the subgroup member is unable to attend.

5.2 Role, Responsibility and Protocols of the Public Art SubGroup

The role of the Public Art Subgroup is to provide expert and independent advice to Council in relation to the following:

1. The ongoing review of Council's strategic plans, policies and operational guidelines in relation to public art being delivered by, or within, the City of Perth.
2. The ongoing development of effective assessment and evaluation criteria for public art proposals and service delivery.
3. Acquisition of high quality public art assets, being through commission, purchase or as contributed assets.
4. Evaluation and development of the City of Perth's Temporary and Ephemeral Public Art programs to ensure quality outcomes.
5. Review of applications for new memorials and monuments in alignment with the Policy 1.6 Commemorative Works, as required.
6. Deaccessioning, disposal and relocation of the City's public art.
7. Partnership and collaboration with external agencies and organisations involved in delivering public art within the City, including, but not limited to the Metropolitan Redevelopment Authority, Perth Public Art Foundation, and private developers.

Protocols of the Public Art Subgroup are as follows:

Public Art Subgroup membership is to comprise up to three highly regarded and experienced individuals representing three of the following fields:

- A public art consultant or curator
- An urban designer
- An architect
- A Town Planner
- A practising artist with extensive experience in public art

The Public Art Subgroup shall meet every two months, or as required, at Council House, 27 St Georges Terrace, according to an annual schedule set by the subgroup. The subgroup, in consultation with the Manager Arts, Culture and Heritage may at any time review the frequency of

subgroup meetings and negotiate a new schedule, including any items for decision by circulation, so long as the subgroup is able to perform its role effectively for the City of Perth.

5.3 Role, Responsibility and Protocols of the Cultural Heritage Subgroup

The role of the Cultural Heritage Subgroup is to provide expert and independent advice to Council in relation to the following:

1. The ongoing review of Council's strategic plans, policies, surveys and operational guidelines in relation to cultural heritage being delivered by, or within, the City of Perth.
2. Provide industry feedback and guidance related to the City of Perth's heritage incentives, policies and relevant heritage initiatives.
3. The ongoing development of effective assessment and evaluation of criteria for cultural heritage significance.
4. Evaluation and development of the City of Perth's Temporary and Ephemeral Public Art programs to ensure quality outcomes, where these relate to historic narratives or heritage subjects or places.
5. Review of applications for memorials and monuments in alignment with the Policy 1.6 Commemorative Works, as required.
6. Deaccessioning, disposal and relocation of the City's public art where these may impact matters of cultural heritage significance.
7. Proposed or existing partnership and collaboration with external agencies and organisations involved in delivering cultural heritage programs or initiatives within the City, including, but not limited to: the State Government, Tertiary or other education entities, private developers and neighbourhood/community groups and heritage not-for-profit groups.

Protocols of the Cultural Heritage Subgroup are as follows:

The functions of this Group do not include any part of the development application process; any advice relating to development applications for heritage-listed properties will continue to be referred to the Design Advisory Group.

Cultural Heritage Subgroup membership is to comprise up to three highly regarded and experienced individuals representing three of the following fields:

- Built heritage
- Historical research
- Heritage interpretation/curation
- Aboriginal heritage
- Cultural tourism
- Cultural landscapes
- Archaeology

The Cultural Heritage Subgroup shall meet every two months, or as required, at Council House, 27 St Georges Terrace, according to an annual schedule set by the subgroup. The subgroup, in consultation with the Manager Arts, Culture and Heritage may at any time review the frequency of subgroup meetings and negotiate a new schedule, including any items for decision by circulation, so long as the subgroup is able to perform its role effectively for the City of Perth.

5.4 Role, Responsibility and Protocols of the Cultural Collections Subgroup

The role of the Cultural Collections Subgroup is to provide expert and independent advice to Council in relation to the following:

1. The ongoing review of the City's policies, plans and operational guidelines in relation to the development, display and management of the Cultural Collections.
2. The ongoing development of the Cultural Collections, in line with Policy 18.2 and the City's delegated authority register, including proposed acquisitions, de-accessions and commissions.
3. The management of the Cultural Collections in line with museum and gallery industry standards, including storage, conservation, collection management practices, maintenance and asset management planning.
4. The City's display practices, exhibition program and facilitation of public access to the Cultural Collections.
5. Review and analysis of options / feasibility for the development of a dedicated exhibition space for the Cultural Collections, including the ongoing provision of the History Centre as a public resource centre.
6. The planning, development and resourcing of the City's Arts, Culture and Heritage data portal 'Finding Perth'.
7. The development and support of partnerships and collaboration with external agencies and organisations involved in delivering art and cultural programs or initiatives within the City, including, but not limited to: the Art Gallery of WA, WA Museum, State Library of WA, Perth Institute of Contemporary Art, Museum of Perth and other small museums and private galleries or collections.
8. Awareness of cultural trends and practices in the Galleries Libraries Archives and Museums (GLAM) sector, including knowledge of artists, cultural organisations and other Cultural Collections in WA.

Protocols of the Cultural Collections Subgroup are as follows:

Cultural Collections Subgroup membership is to comprise up to three highly regarded and experienced individuals representing three of the following fields:

- Contemporary Art
- Cultural Heritage and History
- Public Art
- Aboriginal Art
- Collection Management

- Audience Development
- Curation/interpretation and programming
- Collections Data Management

The Cultural Collections subgroup shall meet every four months, or as required, at Council House, 27 St Georges Terrace, according to an annual schedule set by the subgroup. Time-sensitive advice, such as relating to acquisitions, may be provided via a circular resolution. The subgroup, in consultation with the Manager Arts, Culture and Heritage may at any time review the frequency of subgroup meetings and negotiate a new schedule, including any items for decision by circulation, so long as the subgroup is able to perform its role effectively for the City of Perth.

6 Membership

Name	Role	Contact
Barbara Bynder	Co-Chair/ Whadjuk Nyoongar Member	
Peter Ciemitis	Co-Chair	
Noel Nannup and/or Richard Walley	Whadjuk Nyoongar Member	
Gemma Weston	Member	
Shelagh Magadza	Member	
Alec Coles	Member	
Chad Creighton	Member	
Helen Munt	Member	
Julian Donaldson	Member	
Shaheen Hughes	Member	
	Member	

7 Record Information

Proof of Approval

City of Perth

Requesting Officer	Hannah Eames, Principal Heritage & Strategy
Approving Unit Manager	Tabitha McMullan, Alliance Manager Activation & Cultural Experience
Approving Unit Director	Anne Banks-McAllister, General Manager Community Development
Project Sponsor	N/A
Approval Evidence	OCM TBC, CAC Meeting Minutes Date CM xxxxx
Business Unit	Activation & Cultural Experience

Version Information

Version	Author	Date	Status	Comments
1	Tabitha McMullan, Manager Arts, Culture & Heritage	3 May 2019	DRAFT	Initial Draft Approved at OCM 28 May 2019, establishing the CAC and endorsing the call for nominations.
2	Tabitha McMullan Manager Arts, Culture & Heritage	7 September 2019	DRAFT	Draft Adopted at OCM appointing CAC members
3	Tabitha McMullan Alliance Manager Activation & Cultural Experience	8 May 2020	FINAL	Following first meeting amended to allow Co-Chairs and added in Group member names
4	Tabitha McMullan Alliance Manager Activation & Cultural Experience	TBC	AMENDMENT	Revocation of the Arts & Culture Policy (TBC) and resignation of Jade Balfour.

16.8 Review of Policy 1.5 Public Art

Responsible Officer	Anne Banks-McAllister General Manager Community Development
Voting Requirement	Absolute Majority
Attachments	Attachment 16.8A – Public Art Policy Review Discussion Paper Attachment 16.8B – Current Public Art Policy Attachment 16.8C – Draft Public Art Policy Attachment 16.8D – Neighbourhood Incentive Categories

Purpose

To present an updated Public Art Policy to address deficiencies in the City's existing policy. However, it is recommended that a more significant review of the policy be conducted in line with the City's Planning Scheme 3 Development Incentives Review.

Recommendation from the Policy Committee

That the Policy Committee recommends that Council REFER this Item to a future Elected Member Engagement Session for consideration.

Background

1. Council Policy 1.5 – Public Art was initially created in 2015 in alignment with the development of the City of Perth's Public Art Strategy, which was intended to provide guidance on the development, delivery and management of Public Art within the City, as there were no strategic documents to guide the approach to temporary programming and management of Public Art assets at the time.

2. Since 2015, strategic directions for activation and planning within the City have advanced, and broad community and stakeholder consultation has been conducted to assist in the development of a suite of new guiding documents including the Strategic Community Plan 2029, Cultural Development Plan 2019-2029 and Draft City Planning Strategy 2019.

3. Additionally, work has begun on the City Planning Scheme 3 (CPS3) Development Incentives Review, which includes investigation into the introduction of development contributions/incentives for the provision of public art in private developments within the City.

Discussion

Amendments to Current Public Art Policy

4. The revised version of CP 1.5 – Public Art no longer references the defunct Public Art Strategy.

5. Reference to outdated committees and advisory groups has been replaced by reference to the new Cultural Advisory Committee - Public Art Subcommittee.

6. Overly operational content has been removed and will form the basis of a Public Art Procedure (in development).

7. All reference to public art collection management has been removed from the policy, to be reincorporated into Council Policy 18.2 - Cultural Collections.

8. Clause (e) under "Roles and Responsibilities" encourages a 0.5% contribution by the City for public art as part of urban redevelopment projects with a total value of over $1 million, to a maximum commission value of $500,000. This clause does not oblige the City to do so, but simply formalises the business-as-usual practice of incorporating public art into significant redevelopment projects.

Requirement for Substantial Review of Public Art Policy in line with CPS3

9. The City has previously incentivised the provision of public art in developments through a plot ratio bonus, however at its Ordinary Council Meeting held on 31 October 2006, Council resolved to remove public art as a mechanism for obtaining bonus plot ratio. It was agreed this process presented challenges including determining how much bonus/value should be awarded, judging the benefits to the City, and controlling the type of art and its location within the city.

10. On 26 September 2019, the City of Perth invited key stakeholders to make recommendations on matters to be addressed during the preparation of CPS3. A single submission was received from the private sector which recommended the City formulates and adopts a percent for art policy.

11. Public art development contributions are considered 'best practice' in the State's Public Art Commissioning Guidelines.

12. The introduction of a public art development contribution would support some of the City's key strategic objectives (see section 2.2 Alignment to Integrated Planning Framework of Attachment 16.8A). The exception to this is the objective to reduce regulation, as the introduction of public art development contribution would be creating a new regulatory process.

13. It is estimated 75 percent of local governments in Western Australia have a policy requiring development contributions for public art. Not introducing a percent for art policy may be perceived as 'not best practice,' however many industry specialists are questioning whether such schemes may have reached the end of their useful life and should be revitalised or expanded to incentivise other much-needed cultural infrastructure. (See Relevant Documents below).

Stakeholder Engagement

14. No external stakeholder engagement has occurred in relation to the minor review of the current Public Art Policy.

15. Some consultation with key stakeholders, both internal and external, has been conducted in relation to the desire to implement a percent for art scheme within the context of a suite of developer incentives/contribution options.

16. A significant review of the Public Art Policy in line with the City Planning Scheme 3 Development Incentives Review would require further consultation with key stakeholders.

Decision Implications

17. If Council supports the revised Public Art Policy, it can be confident the policy reflects relevant industry best practice and current guiding documents. Should the revised policy not be supported, there could be an absence of clear guidance on appropriate consultation and commissioning processes and priorities for the development of new public art projects.

18. Council's decision on the need for a more significant policy review will determine the priority of incentivising public art in the city as compared to other developer contributions in the context of the City Planning Scheme 3 developer incentives/contribution options.

Strategic, Legal and Policy Implications

Strategic	
Strategic Community Plan Aspiration:	Place: A well-planned and functional built form environment, promoting world class architecture, appreciation of heritage, diversity of land use and a sustainable, affordable and accessible integrated transport system.

Strategic Community Plan Objective:	Objective 2.6 Stimulating, functional and attractive design outcomes across all developments. Objective 2.8 Individual precincts enjoying a unique sense of place.
Issue Specific Strategies and Plans:	Cultural Development Plan The City's Cultural Development Plan provides strategic direction for engendering a positive sense of place in the local built environment.

Legal and Policy	
Legislation:	*City of Perth Act 2016* *Local Government Act 1995* *Copyright Act (Commonwealth) 1968* *Copyright Amendment (Moral Rights) Act 2000*
Legal advice:	N/A
Policy	CP 18.1 Arts and Culture CP 18.2 Cultural Collections CP 9.12 Asset Management CP 1.6 Commemorative Works

Financial Implications

19. No change is required to current budget and resources, as any public art investment associated with the policy is discretionary and in line with current City practice. Details as follows:
    a. To date, the City has not required percent for art for its own developments but generally includes an appropriate allocation for public art in its major redevelopment projects.
    b. Under "Roles and Responsibilities" clause (e), the revised Policy proposes to formalise this as follows:
    The City will endeavour to contribute 0.5% for urban redevelopment projects over $1 million, to a maximum commission value of $500,000, budget and resources permitting, for the commissioning of meaningful public art outcomes, in alignment with industry best-practice.
    c. The City could therefore continue to endeavour to contribute an appropriate percentage of the Capital Works budget for major developments toward meaningful public art but is not obligated to do so under the policy.
    d. The City would typically undertake one major project per financial year for which a public art component would be deemed contextually appropriate, however such a project would be expected to span two or more financial years.
    e. It is anticipated that the total cost of public art contributions to the City's redevelopment projects would not exceed $500,000 in a single financial year.

f. Any public art projects delivered into the public realm by the City would require an annual maintenance budget, as is the case with any City-owned asset. Currently, the City budgets approximately 2% of the value of the asset to cover maintenance costs.

Relevant Documents

Ciemitis, P. Saunders, A. "Developer Percent for Art 2.0 – A Discussion Paper." RobertsDay Perth, Western Australia, 2020.

Further information

20. The Policy Committee at its meeting on 8 February 2021 considered the policy. In light of the committee's recommendation on the Arts and Culture Policy it was resolved to considered appropriate to consider this policy at the same engagement session. Accordingly, it was recommended hold an elected member engagement session on this item with arts and culture.

ATTACHMENT 16.8A

City of Perth

Discussion Paper

CP 1.5 Public Art



Prepared by: Ashleigh Whyte - *18 January 2021*

Table of Contents

1. Executive Summary 3

2. Background and Context 3

2.1. Legislation 3

2.2. Alignment to Integrated Planning Framework 4

2.3. External Directions - Industry / State Government Guidelines 5

3. Research 5

3.1. External Consultation 7

3.2. Internal Consultation 7

4. Risks and Issues 8

4.1. Issues 8

4.2. Risks 9

5. Budget and Resource Implications 9

6. Key Discussion Items and Points of Clarification 10

1. Executive Summary

The purpose of the Public Art Policy is to define the parameters and priorities for the development and delivery of high-quality public art in the City of Perth in accordance with relevant industry standards and laws, and to support the sustainable management of the valuable cultural assets in the City's Public Art Collection for the community present and future.

In reviewing the current Public Art Policy, several issues were identified, including reference to the now defunct Public Art Strategy, reference to superseded advisory panels/groups and the inclusion of overly operational content.

Minor revisions to the Public Art Policy have been made to remove this content and include references to current strategic directives and advisory groups, however it is recommended that the next review be more significant, concurrent with the City Planning Scheme 3 Development Incentives Review.

2. Background and Context

Council Policy 1.5 – Public Art was initially created in 2015 in alignment with the development of the City of Perth's Public Art Strategy, which was intended to provide guidance on the development, delivery and management of Public Art within the City, as there were no strategic documents to guide the approach to temporary programming and management of Public Art assets at the time.

Since 2015, strategic directions for activation and planning within the City have advanced, and broad community and stakeholder consultation has been conducted to assist in the development of a suite of new guiding documents including the Strategic Community Plan 2029, Cultural Development Plan 2019-2029 and Draft City Planning Strategy 2019, as well as a comprehensive Asset Management Framework.

Additionally, work has begun on the City Planning Scheme 3 Development Incentives Review, which includes investigation into the introduction of development contributions/incentives for the provision of public art in private developments within the City.

2.1. Legislation

CP 1.5 - Public Art relates to the following legislation:

City of Perth Act 2016
Local Government Act 1995
Copyright Act (Commonwealth) 1968
Copyright Amendment (Moral Rights) Act 2000

2.2. Alignment to Integrated Planning Framework

Strategic Community Plan

Aspiration:	People, Place, Performance
Objective No.	**Description**
1.1	Safe, clean and inviting public places that are well patronised and enjoyed by all.
1.6	Thriving and sustainable cultural, artistic and heritage industries, activities and events that encourage locals and visitors to come back for more.
2.1	A city that is seen by all as a great place to be.
2.6	Stimulating, functional and attractive design outcomes across all developments.
2.8	Individual precincts enjoying a unique sense of place, bespoke service delivery and governance arrangements.
2.9	Land use, transport and infrastructure planning that encourages and facilitates a wide range of public and private sector investment and development.
5.7	Asset management, community services and major projects all guided by strategies that are inclusive, transparent, contemporary and intrinsically linked to the community's strategic vision.

Corporate Business Plan

CBP No.	Operational Initiative Description
CBP 1.7	Grants to Support Lane-way Activation & Upgrades & Locational Precinct Improvements
CBP 2.6	Riverfront Masterplan
CBP 2.33	East End Revitalisation
CBP 2.35	Minor Urban Interventions
CBP 2.39	Wellington Square Enhancements
CBP 4.4	Grants to support Arts & Cultural Sector – COVID 19 Rebound
CBP 4.9	Retail Core Refresh

Cultural Development Plan 2019-2029

CDP No.	Operational Initiative Description
23a	Review/amalgamate the City of Perth Public Art Strategy and Public Art Masterplan into a comprehensive, concise and action-oriented Public Art Framework.
23b	Execute the Public Art Framework, including the commissioning of engaging, high quality public art, including performance and ephemeral artwork.

Draft City Planning Strategy 2019

CPS No.	Action
C2 a.	Investigate mechanisms to facilitate the provision of public art within the city.

Other Relevant Council Policies:

CP 18.1 Arts and Culture

CP 18.2 Cultural Collections

CP 9.12 Asset Management

CP 1.6 Commemorative Works

CP – Neighbourhood Planning and Engagement Policy

2.3. External Directions - Industry / State Government Guidelines

The State planning framework and the City's local planning framework do not have any statutory provisions relating to public art contributions or incentives. However, there are strategic (non-planning) documents that provide high-level guidance on public art as a development contribution. These guidelines are summarised below:

Department of Finance – Percentage for Art Scheme Guidelines (State)

The State's Percent for Art Scheme encourages art in the built environment by using a percentage of a development's overall budget to commission public artworks. The Scheme only applies to new Government buildings and/or major additions that are identified in the State's capital works program and have an estimated building cost over $2 million.

Department of Culture and the Arts – Public Commissioning Guidelines (State)

The Public Art Commissioning Guidelines provides best-practice guidelines for State Government agencies, local government authorities, private developers and other businesses wanting to commission public art. The Guidelines define public art and public art types and outline the benefits of public art. Details are also provided on different delivery models that can be used to commission public art, the key model being the percentage for public art scheme.

3. Research

The City has previously incentivised the provision of public art in developments through a plot ratio bonus, however at its Ordinary Council Meeting held on 31 October 2006, resolved to

remove public art as a mechanism for obtaining bonus plot ratio as it was agreed this process presented the following challenges:

- Establishing how much bonus/value should be awarded;
- Judging the benefits to the City; and
- Controlling the type of art and its location within the city.

The City undertook a Public Art Study in 2009 (PAS), which recommended adopting a mandatory public art initiative for developers. Following the adaptation of these recommendations, the City prepared a draft 'Developers Percent for Art Policy', however the policy was never pursued or presented to Council for formal advertising.

Desktop analysis conducted by City Planning of the local planning policies of other Western Australian local government areas found that an estimated 75 percent of local governments in Western Australia have a policy requiring development contributions for public art. The following table provides case studies of public art contribution schemes being administered by local governments adjoining the City of Perth and Development WA.

Public Art Policy Case Studies

Authority	Summary of Requirement
Development WA	**Scope:** all development applications with an estimated value over $2 million. **Contribution amount:** • $2 million to $50 million – 1 percent of estimated cost of construction; and • Over $50 million - $500,000 plus 0.5% for every construction dollar over $50 million. **Contribution cap:** Nil **Contribution options**: provided as public art; or paid to Development WA as cash in lieu. **Contribution Location:** on the development site or within the Development WA project area. **Example public art outcomes:** N/A
City of Vincent Local Planning Policy 7.5.13	**Scope:** • Development application with an estimated value of $1 million or greater; and • All commercial and mixed use commercial and residential; and • Completely residential development comprising of more than 10 dwellings, with a height of three or more stories, and zoned District Centre, Commercial, Residential/Commercial or R60 and above. **Contribution amount:** 1 percent of estimated construction value **Contribution cap:** Nil **Contribution options**: • Option A: Owner/Applicant chooses to co-ordinate the Public Art project themselves or by engaging an art consultant; or • Option B: Cash-in-lieu is paid to the City with a 15 percent discount being applied to the required contribution. **Contribution Location:** within the subject private development; or on public land with approval from the local government. **Example public art outcomes:** refer to Appendix A.
City of South Perth	**Scope:** all development application with an estimated value of $4 million or greater **Contribution amount:** 1 percent of estimated construction value **Contribution cap:** Nil **Contribution options**: • Option A: Public art or public art space is partly provided within the development. A maximum of $200,000 or 50% of the required contribution, whichever is greater, can be spent on one or more artworks within the development itself. All remaining monies must be paid into the City's Public Art Fund (Option C) or delivered as artwork on City land (Option B). • Option B: Public art provided on land owned by the City. • Option C: Cash-in-lieu is paid to the City with a 10 percent discount being applied to the required contribution.

	Contribution Location: within the subject private development; or on public land with approval from the local government. **Example public art outcomes:** N/A
Town of Victoria Park	**Scope:** all development application with an estimated value of $5 million or greater **Contribution amount:** 1 percent of estimated construction value **Contribution cap:** Nil **Contribution options**: • Option A: Owner/Applicant chooses to co-ordinate the Public Art project themselves or by engaging an art consultant. • Option B: Cash-in-lieu is paid to the City. **Contribution Location:** within the subject private development; or on public land with approval from the local government. **Example public art outcomes:** refer to Appendix A. **Example public art outcomes:** N/A

However, in spite of the prevalence of development contributions for public art (and other "percent for art" schemes) there is growing awareness that such schemes may have reached the end of their useful life and that they should be revitalized or expanded to incentivise other much-needed cultural infrastructure. The urban planning firm, RobertsDay produced a discussion paper in 2020 outlining in detail the history, challenges, successes and potentials of public art contribution schemes called, "Percent for Art 2.0". The report asks two critical questions:

Is it reasonable to explore whether Percent for Art might serve a purpose to help activate streets beyond the integration of public art?

Could it be used to introduce a wider range of creative and cultural uses to centres and neighbourhoods?[1]

3.1. External Consultation

On 26 September 2019, the City of Perth invited key stakeholders to make recommendations on matters to be addressed during the preparation of CPS 3. A single submission was received from the private sector raising matters related to public art, which noted that most local government authorities in the Perth Metro Area operate Percent for Art policies and recommended the City formulates and adopts a percent for art policy (with a wider, cross-form scope), and provide appropriate head of power and reference in the new local planning scheme.

3.2. Internal Consultation

An internal workshop was held at the City of Perth on 16 January 2020. The workshop discussed the opportunities and challenges in implementing a percentage for art requirement through the City's planning scheme. The following provides a summary of the workshop discussion:

[1] Ciemitis, P. Saunders, A. "Developer Percent for Art 2.0 – A Discussion Paper." RobertsDay Perth, Western Australia, 2020. http://robertsday.com.au/assets/Uploads/RD-PercentForArts2-2020.pdf

- General agreement and acknowledgement of the benefit of public art. However, the planning scheme was questioned as the best mechanism to promote and facilitate good public art outcomes.
- In review of neighbouring local governments, it was observed that some public art provided on-site by developers was not considered a good public art outcome.
- The challenge of determining what is public art and what is general high-quality design features and external finishes.
- The challenge of demonstrating a need for public art in an environment where public art is being provided without planning intervention.
- The single most significant consideration was the extent of public art assets already delivered under State Government schemes on State-controlled property (such as Elizabeth Quay, Kings Square, Yagan Square or any State building project), many of which are contributed to the City's public art collection through normalisation and asset handover.
- There are many things the City could prioritise for incentivisation, such as residential development, heritage conservation, design excellence, urban greening, public facilities, cultural infrastructure, etc. The City must consider the priorities carefully and not dilute the effectiveness of an incentives scheme with too many options.

The workshop concluded that other development incentives/contributions should be pursued ahead of a public art contribution scheme.

4. Risks and Issues

4.1. Issues

- In the latest version of the Local Planning Strategy (Dec 2020), the action relating to investigating mechanisms to facilitate the provision of public art within the city has been removed due to the need to prioritise items and refine the list to ensure that outcomes aren't diluted. The items on the current, refined list focus on outcomes that can only be delivered on private land.
- Public art development contributions are considered 'best practice' in the State's Public Art Commissioning Guidelines.[2] Therefore, the introduction of a public art development contribution would align with many of the CPS3 objectives and principles. The exception to this is the objective to reduce regulation, as the introduction of public art development contribution would be creating a new regulatory process.
- Given the majority of local governments in Western Australia have a policy requiring development contributions for public art, not introducing a percent for art policy may be perceived as being 'not best practice'.

[2] "The Western Australian Percent for Art Scheme, Project Leaders Guidelines". Government of Western Australia Department of Finance, Building Management and Works, 2015. https://www.wa.gov.au/sites/default/files/2019-07/West%20Australian%20State%20Government%20Percent%20for%20Art%20Scheme.pdf

- A significant review of the Public Art Policy will be required to ensure alignment with the CPS3.

4.2. Risks

There are limited risks associated with the proposed changes to the Policy, as they simplify and clarify the Policy and make it easier to apply and administer. However, until the development of CPS3 is complete and a decision has been made regarding Percent for Art, the following minor risks exist:

- Inability to conclude and articulate the outcomes of an investigation into planning mechanisms to facilitate public art may leave the City open to criticism for failing to strive for 'best practice' (only one such comment came through public consultation on the CPS3).
- Failure to conduct a significant review of the Public Art Policy in line with the development of CPS3 may lead to the Public Art Policy containing inconsistencies and out of date information.

5. Budget and Resource Implications

No change is required to budget and resources.

To date, the City has not required percent for art for its own developments but generally includes an appropriate allocation for public art in its major redevelopment projects. (For example, $400,000 for an artwork to acknowledge the Stolen Generation as part of the Wellington Square Redevelopment, or $297,000 for public art as part of the East End Revitalisation project).

Under "Roles and Responsibilities" clause (e), the revised Policy proposes to formalise this endeavor as follows:

> *The City will endeavor to contribute 0.5% for urban redevelopment projects over $1 million, to a maximum commission value of $500,000, budget and resources permitting, for the commissioning of meaningful public art outcomes, in alignment with industry best-practice*.

This means that the City would continue to endeavor to contribute an appropriate percentage of the overall Capital Works budget for major developments toward the commissioning of meaningful public art outcomes, but is not obligated to under the Policy.

In lieu of a Percent for Art Scheme, the Policy encourages the integration of meaningful Public Art within private development and recommends commissioning in alignment with industry best-practice, noting that any public art delivered on public land could potentially be handed over to the City to maintain by mutual agreement.

6. Key Discussion Items and Points of Clarification

- It is recommended that the revised version 2.0 of CP 1.5 Public Art be adopted as an interim measure, pending the development of CPS3, to ensure alignment with current strategic directives, and to simplify and focus the current Policy. Further investigation and prioritisation of developer incentives as part of CPS3 will determine whether a Percent for Art scheme is to be implemented. If so, this would require further refinement of the Public Art Policy.
- All reference to public art collection management has been removed from the policy, to be reincorporated into Council Policy 18.2 - Cultural Collections when this policy is reviewed in April and/or the Public Art Procedure when it is developed. This change focuses the Public Art Policy on its core objective: "to define the parameters and priorities for the development of public art in the City of Perth in accordance with relevant industry standards and laws. The Policy supports the development and delivery of high-quality public art outcomes and valuable cultural assets for the community present and future."
- A "soft" percent for art clause that applies to City redevelopment projects has been included in the revised Policy to align with the current business-as-usual practice of allocating a portion of major urban design and redevelopment project budgets to public art. This clause will not oblige the City to do so, so has no additional budget or resource implications (see section 5 above).

City of Perth

Council Policy Manual

CP 1.5 Public Art

POLICY OBJECTIVE

The Public Art Policy supports the implementation and realisation of the City of Perth's strategic vision for public art, as set out in the City of Perth Public Art Strategy. Ensuring that "public art will showcase Perth's unique identity, diverse community and cultural heritage, and encourage residents and visitors alike to explore and realise new ideas in our exciting urban landscape".

POLICY STATEMENT

1. PURPOSE

This policy supports the development and delivery of high quality public art, whether enduring, temporary or ephemeral, and informs the sustainable management of the valuable cultural assets in City's Public Art Collection for the community present and future.

2. POLICY FRAMEWORK

The Public Art Policy guides all aspects of the management of the City of Perth's Public Art projects, programs and services in alignment with the City of Perth Public Art Strategy, which is an informing strategy within the City's Integrated Planning and Reporting Framework.

The Public Art Policy is informed by *Policy 18.1 - Arts and Culture*.

The approval of memorials and monuments for accession into the City's Public Art Collection is governed by *Policy 1.6 - Commemorative Works* in parallel with the Public Art Policy.

3. SCOPE

The Public Art Policy guides the delivery of all City of Perth public art projects and programs – with enduring, temporary or ephemeral outcomes – and should also inform projects and programs delivered by others within the City of Perth's boundaries.

3.1 Definitions

3.1.1 Public Art

a. Public Art is an enduring, temporary or ephemeral work of art, created by an artist that has been commissioned or acquired specifically to be made accessible within the public realm.

b. For the purposes of this policy, Public Art does not include:

- busking, art markets, pop-up galleries;
- community arts programs;
- commercial promotions in any form including business logos or brands;
- directional/way-finding elements such as super-graphics, signage or colour coding;
- objects that are mass-produced or reproduced;
- most art reproductions; or,
- services or utilities necessary to operate or maintain artworks.

3.1.2 Artist

a. It is acknowledged that the term 'artist' is self-referencing. For the purposes of this policy Artists are expected to be able to meet at least two of the following criteria:
   - A person who has completed a university degree or a diploma in a relevant arts field (ie visual arts, multi-media, fine arts) as appropriate to the public art commission brief;
   - A person who evidences the sale of their artwork through one or more reputable art galleries whose primary business is dealing in the works of professional Artists;
   - A person who has had works of art purchased by major public collections
   - A person who evidences their experience in implementing successful Public Art projects; or,
   - A person who earns the majority of their income from arts-related activities, including; teaching, selling artwork, or undertaking Public Art commissions.

3.1.3 Emerging Artist

a. Artists applying for Public Art opportunities targeted at Emerging Artists will be required to demonstrate that they are not yet well established in their field of art practice, and provide evidence in their submissions that they are actively seeking to develop their practice artistically and professionally through at least two of the following avenues:
   - training and education in areas relevant to their creative practice (not limited to academic training);
   - developing an independent body of high quality creative work; or,
   - exhibiting work or delivering other public outcomes from their creative practice.

b. The City of Perth reserves the right to determine whether applicants have adequately demonstrated their status as an Emerging Artist for the purposes of

eligibility. In making an assessment, the City may consider the following amongst indicators of artists' levels of establishment:

- Representation by a commercial gallery;
- Employment in a studio teaching role in a tertiary educational institution;
- Regular employment as an artist in other contexts (e.g. community arts);
- Representation in key collections, public or private;
- Curatorial selection/invitation for key exhibitions not specifically targeted at young and emerging artists;
- Awards, grants and other forms of recognition not specifically targeted at young and emerging artists; or,
- Large budget and/or multiple public art commissions - especially enduring public art.

4. PRINCIPLES

The following guiding principles apply to Public Art in the City of Perth.

Public art will:

4.1 Acknowledge all Western Australians as stakeholders in the capital city community and the City will work in partnership and collaboration to deliver public art that creates a sense of ownership, identity and pride in the city.

4.2 Engage and include the City of Perth's diverse community, irrespective of age, ability, social or cultural background.

4.3 Acknowledge and celebrate Aboriginal culture, storytelling and traditions, in consultation with our Aboriginal community.

4.4 Uphold artistic freedom and encourage commentary and debate as a sign of a healthy and engaged community.

4.5 Contribute to creating an internationally recognisable identity, attracting visitors to the city and delivering both direct and indirect economic benefits.

4.6 Showcase the best of contemporary Western Australian, Australian and international art, encouraging new ideas and the application of new technologies and approaches, delivering public art of the highest aesthetic and fabrication standards.

4.7 Be preserved and promoted as a valuable resource for the community and managed and developed sustainably and responsibly in accordance with the City's asset management policies and industry standards.

5. RESOURCING

The City of Perth will resource public art through:

5.1 Budgeted Operational Funds

An annual allocation providing Operational funds for;

a. staffing and administration costs associated with the City's public art;
b. development and implementation of non-capital Public Art projects, programs and services; and,
c. collection management (including scheduled inspections, audits, valuations, research, maintenance, preservation, storage, interpretation, display, promotion and access).

5.2 Budgeted Capital Funds

Capital Funds allocated for enduring Public Art projects, identified for delivery in alignment with the City's Public Art Strategy and other strategic plans.

5.3 Public Art Reserve Account

Allows for the accumulation of funds providing financial capacity to deliver major public art projects as identified in the City's Public Art Strategy and Master Plan. The Public Art Reserve Account is funded through:

a. an annual budget allocation;
b. contributions in lieu of public art projects associated with any Percent for Art schemes that the City may implement; or,
c. monetary donations, gifts and bequests.

5.4 Partnership and Collaboration

Where there is opportunity and it is appropriate the City of Perth will work collaboratively and in partnership with individuals, community groups, other agencies and corporations to achieve world-class public art that is characterised by excellence and innovation.

6. ROLES AND RESPONSIBILITIES

6.1 Responsibility for the Public Art Policy and the Public Art Collection rests with the Arts, Culture and Heritage Unit.

6.2 Other business units within the City of Perth may initiate and deliver public art outcomes in consultation with the Public Art Program Coordinator to ensure alignment with the City of Perth Public Art Strategy and policies and procedures relevant to public art.

6.3 Management and delivery of public art is guided and assisted by the expert advice of professionals who are members of the following panels/groups established by the City:

- Public Art Advisory Panel
- Public Art Working Group
- Aboriginal Reference Group

6.4 The advice of these panels/groups on public art programs, projects and selected Artists, curators and consultants will be reported to Council, as appropriate, to inform the City's decision making.

7. CRITERIA

Decisions about the delivery and management of works of art in the City of Perth's public realm will be made on the basis of the following criteria, ensuring:

i. consistency with the principles set out in the City of Perth Public Art Policy.
ii. alignment with the objectives set out in the City's Public Art Strategy, and other relevant strategic, program, and project plans and frameworks.
iii. commissioned public art addresses the requirements of the relevant briefs.
iv. compliance with all relevant codes and regulations applicable to works in the public realm and the site and intended use of the work.
v. artistic excellence, as befits work displayed in a capital city and as defined by the advice of a Public Art Advisory Panel.
vi. quality fabrication, physical integrity and durability appropriate to the work's intended lifespan to minimise maintenance or conservation requirements.
vii. inclusive display to a diverse audience without hindrance to public access or safety, and, where relevant, without breaching the creator's moral rights.
viii. relevance and appropriateness to site, the City of Perth and its community of residents, businesses and visitors.
ix. sustainable outcomes, considering immediate and future costs, including costs associated with any impacts on the site or its management.
x. authentic and original works of ethical provenance.

8. PROCUREMENT AND ACQUISITIONS

8.1 Procurement for public art projects and programs will be in alignment with the City's procurement processes and policies. Artists and public art consultants and curators, where appropriate, shall be engaged by the City for public art projects.

8.2 All acquisitions and selection of artworks for City of Perth projects, programs and services will be in alignment with the Criteria set out at 7 and will be informed by the advice of a Public Art Advisory Panel.

8.3 Acquisition and Procurement Methods

8.3.1 Commission

The commissioning of site specific Public Art shall be the primary method of procurement for new works of Public Art. Commissioning methodologies shall be guided by the advice of a Public Art Advisory Panel on industry best practice, and suitability for the project in question.

The selection of public art for commissioning will involve the evaluation of competing creative submissions that respond to a site-specific brief.

8.3.2 Purchase

The Public Art Advisory Panel shall consider any reasonable proposal for the direct purchase of an existing work of Public Art, in accordance with the acquisition criteria and the City of Perth *Policy 9.7 - Purchasing*.

On the advice of the Public Art Advisory Panel, direct purchase of a work of public art may be recommended for consideration by Council.

8.3.3 Contributed Public Art Assets

Unsolicited gifts, donations or contributions of Public Art assets, whether existing or commissioned, are not accepted by the City of Perth. Where an external party, private or public entity, wishes to initiate a Public Art commission or acquisition that is intended to become an asset contributed to the City of Perth, a preliminary proposal may be presented for the City's consideration.

In addition to the criteria set out at 7, proposals for new memorials and monuments shall also be assessed in accordance with *Policy 1.6 - Commemorative Works* and *Policy 9.12 - Contributed Assets Policy* and in consultation with the Public Art Advisory Panel.

8.4 Acceptance of Assets

8.4.1 Ownership, care and responsibility for any art asset in the public realm is only to be accepted by the City of Perth when the work complies with the criteria detailed in section 7.

8.4.2 The Western Australian Government, Metropolitan Redevelopment Authority, other government entities or private developers may plan to include Public Art in their developments and intend for these to become contributed assets, transferred to the City's care and control. The City will only accept these assets when the developer has:

- obtained the City's prior, in principle acceptance of the assets; and,
- invited and facilitated the participation of a representative from the City with expertise in Public Art, as an observer and advisor, with visibility and input at all key stages of the planning, development, commissioning and delivery of the assets.

8.4.3 To fulfil the requirements of ownership and responsibility for art assets in the public realm, the suppliers of these assets must provide the City of Perth City with all necessary information, documentation and materials required to:

- meet the City's Asset Management requirements;
- populate the City's Public Art Database;
- demonstrate compliance with all relevant regulations and legislation; and,
- make effective any special agreements required to transfer ownership and maintain the work.

9. TYPES OF PUBLIC ART AND ART ASSETS IN THE PUBLIC REALM

Works of art in the City of Perth's public realm are managed on the basis of their status as assets and the asset class to which they have been assigned, usually at the point of acquisition. Not all works of art in the public realm are considered to be assets of the City, and some are managed as temporary and ephemeral works with a limited life span.

9.1 Temporary Public Art

Temporary works of Public Art are installed and then removed from site after a predetermined period, with no lasting physical impacts on the site. Temporary works are expected to require no maintenance or management, or that any required maintenance/management will be carried out by the artist as an integral part of the City's contract with the artist.

9.2 Ephemeral Public Art

Ephemeral works are temporary works typically delivered as a one-off event or performance with no lasting presence on site, or are works that embrace their own natural dissipation or deterioration whilst they remain on site.

CP1.5 Public Art

9.3 Murals (Temporary) and Street Art

Most murals and all works of street art are considered to be works of temporary public art and are not considered assets. Murals and Street Art commissioned by the City of Perth and other entities will be protected by suitable anti-graffiti coatings at the cost of the commissioner to facilitate the management of subsequent graffiti damage. Additional investment in the maintenance of temporary murals and street art will be made only in exceptional circumstances and entirely at the City's discretion.

9.4 Placemaking Elements

Placemaking Elements are assets that are integrated aesthetic or cultural features of the landscape or built environment, and some (but not all) are the work of professional artists, as defined above at 3.1.2. Integrated works of art are those that form an inextricable part of the fabric of the building or landscape, and/or are site specific to the extent that the work's significance would be compromised in isolation from its site. Integrated works of art may be classified as Placemaking Elements at the point of commission/acquisition without diminishing their status as works of art, in recognition that that such works are wholly dependent on the life and care of the buildings or landscape into which they are integrated. These assets are managed in a number of ways by the City's operational units with relevant expertise, as is deemed most appropriate to the site and the work, giving priority to overall service delivery at the site as a whole.

9.5 Memorials and Monuments

Memorials and monuments are works that perform a commemorative function for the community and have been approved in accordance with the *Policy 1.6 - Commemorative Works*. These assets are commissioned and funded wholly by the applicants, and become contributed assets when approved and accepted for accession into the City of Perth's Public Art Collection for their long term care and maintenance.

9.6 Enduring Public Art

Enduring Public Art assets are long lasting works of Public Art commissioned from professional Artists for sites in the public realm in alignment with the definitions and criteria set out in the City's Public Art Strategy and policies. Enduring Public Art assets are accessioned into the Public Art Collection for their long term care and maintenance.

10. ASSET MANAGEMENT

Assets accessioned into the City of Perth's Public Art Collection, and Placemaking Elements where applicable, shall be managed and maintained in accordance with relevant industry standards for the care of items of cultural significance and *Policy 9.12- Asset Management*.

11. PUBLIC ART COLLECTION

The City of Perth has a collection of major, historic and contemporary works of Public Art, memorials and monuments, commissioned or acquired by the City specifically for public sites in Perth. Within the City's boundaries there are also privately owned and managed works of Public Art and memorials and monuments. The City of Perth's Public Art Collection includes only Public Art assets owned by the City.

11.1 Accession

All items accepted for acquisition into the City of Perth's Public Art Collection shall be accessioned. This process shall be documented and objects registered on the relevant Asset Register and collection databases, with full acquisition, provenance and catalogue information. These records shall be retained by the City in perpetuity.

11.2 Deaccession

11.2.1 De-accessioning is the process whereby works are permanently removed from a collection. Assets in the Public Art Collection must meet one or more of the following criteria to be considered for de-accession:

i. The item has met one the disposal criteria identified in Section 5 of *Policy 9.14 - Disposal of Assets*.
ii. It no longer meets the Criteria set out in section 7.
iii. It is a duplicate or reproduction that serves no specific function;
iv. The City can no longer adequately and sustainably care and maintain the item through the allocation of resources commensurate with the item's current value and artistic, cultural, social, or historical merit;
v. It has been integrated into the fabric of a building, street or park, which is subject to redevelopment and where it is not salvageable;
vi. It has no provenance, cannot be displayed, and is not suitable for research.
vii. The City has been ordered to return to the item to its rightful owner by a court of law or the City recognises that it is not the rightful owner and has identified the rightful owner.

11.2.2 A recommendation to de-accession an item from the Public Art Collection may be made to Council for consideration on the advice of the Public Art Advisory Panel.

11.2.3 As items in the Public Art Collection are generally highly visible and enduring features of the City's public spaces, the City of Perth may invite public comment on its intention to de-accession in order to better gauge all dimensions of the value and significance of the work.

11.2.4 Where de-accession of an item in the Public Art Collection is requested to facilitate development or the requirements of an external entity, and is approved by the Council, the

applicant will be required to reimburse any costs incurred by the City for the de-accession and disposal of the asset.

11.3 Disposal

11.3.1 De-accessioned items shall be disposed of in accordance with *Policy 9.14 - Disposal of Property*. De-accession records relevant to collection management shall be retained by the City in perpetuity.

11.3.2 Collection items approved for disposal, which are no longer serviceable will be dismantled and disposed of in a professionally responsible, ethical and sustainable manner.

11.3.3 Where any item of Public Art is approved for deaccession and/or disposal and it can be removed from site, the City will make all reasonable effort to provide the artist or the artist's estate with the first option to make arrangements to take possession of the work within a reasonable time frame, on terms agreed with the City of Perth and consistent with the City's policies.

11.4 Re-locating Public Art

The City may determine to relocate Public Art where the work's condition is sustainable and the current location of the work of Public Art is either no longer viable or suitable. Public Art shall be relocated by suitably qualified persons as directed by the City of Perth at the cost of the requesting body.

11.5 Storage

Collection items removed from site, but not deaccessioned shall be stored securely in a location that will not put the item at risk of damage or accelerated deterioration. The movements and locations of all works not on site will be clearly documented.

11.6 Conservation and Preservation

The City shall apply a high standard of care for its Public Art Collection to promote its long-term preservation for future generations. The City shall employ preventive conservation practices to the extent practicable. Only professionally trained staff and contractors shall handle and manage the conservation and preservation of works in the Public Art Collection.

12. STANDARDS OF PRESENTATION

12.1 Public Art delivered by the City shall be displayed and interpretative material provided to a standard informed by relevant museum best practice.

12.2 Public Art projects and programs shall be documented and, where possible and appropriate, a quality catalogue or other informational materials shall be produced and disseminated in relation to the project or program.

12.3 Works of Public Art will be attributed with the following information at the site of any work of Public Art: creator's name; title of the work; date of the work; medium; and, the name of the donor or credit to the source of the work.

13. LIFE SPAN OF PUBLIC ART

13.1 The life span and the City's commitments to the maintenance of any work of Public Art will be established at the point of acquisition or commission by written agreement between the City of Perth and the Artist/s.

13.2 The City of Perth will work to ensure that Public Art is maintained in good condition, appropriate for public display, throughout the agreed lifespan of the work.

13.3 At the end of the agreed life of a work of Public Art, the City of Perth may dispose of the artwork in accordance with relevant legislation and City policies, or may review the work and make a determination on a sustainable extension of the life of the work.

13.4 Irrespective of whether a work has reached the end of its life, the City of Perth is not obliged to maintain or conserve any of its works of Public Art where they:

- have been irreversibly compromised by their physical condition or by changes to their environment; or,
- represent an obstacle or risk to people or the intended use of the site.

14. RIGHTS AND OBLIGATIONS

14.1 During exhibition and display, and in subsequent management of the work and related materials, the City will observe and work to protect the creator's moral rights in accordance with the Copyright Amendment (Moral Rights) Act 2000.

14.2 The use and reproduction of works of Public Art, or images of works of public art for display, exhibition and publication shall be in accordance with contractual arrangements established with the Artist and all relevant laws governing copyright and intellectual property.

14.3 The City's non-exclusive license to copy or reproduce Public Art through photography or other means for any purpose is subject to the approval by Public Art Officers to ensure the quality of reproduction and to uphold any commitments made by the City in agreements with Artists, creators, donors or copyright holders in respect to the Copyright Act (Commonwealth) 1968.

CP1.5 Public Art

14.4 The City is not authorised to grant permission to a third party to reproduce works of art or an image of works of Pubic Art for commercial purposes or any other purpose that is not covered by Fair Dealing as defined by the Australian Copyright Council.

Document Control Box							
Document Responsibilities:							
Custodian Unit:	Arts, Culture and Heritage						
Decision Maker:	Council						
Compliance Requirements:							
Legislation:	*Local Government Act 1995* *Copyright Act (Commonwealth) 1968* *Copyright Amendment (Moral Rights) Act 2000*						
Industry:	National Standards for Australian Museums and Galleries, Relevant Standards, Codes and Regulations for Design and Construction and the Public Realm						
Organisational:	Public Art Strategy, Arts and Culture Policy 18.1, Asset Management Policy 9.12						
Document Management:							
Risk Rating:	Low	**Review Frequency**:	4 years	**Next Due:**	2019	**TRIM Ref:**	**75522/04**
Version #	**Decision Reference:**	**Synopsis:**					
1.	OCM 15/12/15 588/15	Adopted					
2.							
3.							

City of Perth

CP 4.1| Public Art

Policy Objective

The purpose of the Public Art Policy is to define the parameters and priorities for the development of public art in the City of Perth in accordance with relevant industry standards and laws. The Policy supports the development and delivery of high-quality public art outcomes and valuable cultural assets for the community present and future.

Policy Scope

The Public Art Policy guides the delivery of all City of Perth public art projects and programs and informs public art projects and programs delivered by others within the City of Perth's boundaries.

Definitions

a. Public art is an enduring, temporary or ephemeral work of art, created by an artist that has been commissioned or acquired specifically to be made accessible within the public realm.
b. For the purposes of this policy, public art does not include:
    - Busking, art markets, pop-up galleries;
    - Community arts programs;
    - commercial promotions in any form including business logos or brands;
    - directional/way-finding elements such as super-graphics, signage or colour coding;
    - objects that are mass-produced or reproduced;
    - most art reproductions; or,
    - services or utilities necessary to operate or maintain artworks.
c. Types of public art:
    - Temporary Public Art: installed and then removed from site after a predetermined period with no lasting physical impacts on the site.
    - Ephemeral Public Art: One-off events or performances with no lasting presence on site or that embrace their own natural dissipation/deterioration.
    - Murals: artwork applied directly on a wall with permission of the property owner – murals are considered to be temporary in nature and are not considered assets.
    - Placemaking Elements: integrated aesthetic or cultural features of the built environment, some (not all) are the work of professional artists and may be dependent on the life and care of the building or environment into which they are integrated.
    - Memorials and Monuments: works that perform a commemorative function and have been approved in accordance with the *Policy 1.6 – Commemorative Works*.
    - Enduring Public Art: long lasting Public Art assets commissioned from Professional Artists for sites in the public realm.

Policy Statement

Public art in the City of Perth provides an opportunity to showcase Perth's unique identity, diverse community and cultural heritage, and encourage residents and visitors alike to explore and realise new ideas in the urban landscape.

The Public Art Policy supports the following strategic directives:

- Strategic Community Plan 2029: seeking to create a '*liveable, vibrant city where people want to work, live and visit*.
- Cultural Development Plan 2019-2029: Contribution to neighbourhood character, including regeneration.
- Draft City Planning Strategy 2019: Planning and development should improve the quality and amenity of the public realm.
- Neighbourhood Place Planning and Engagement Framework.

Principles

The following guiding principles apply to Public Art in the City of Perth.

Public art will:

a. Acknowledge all Western Australians as stakeholders in the capital city community and the City will work in partnership and collaboration to deliver public art that creates a sense of ownership, identity and pride in the city.
b. Engage and include the City of Perth's diverse community, irrespective of age, ability, social or cultural background.
c. Acknowledge and celebrate Aboriginal culture, storytelling and traditions, in consultation with our Aboriginal community.
d. Uphold artistic freedom and encourage commentary and debate as a sign of a healthy and engaged community.
e. Contribute to creating an internationally recognisable identity, attracting visitors to the city and delivering both direct and indirect economic benefits.
f. Showcase the best of contemporary Western Australian, Australian and international art, encouraging new ideas and the application of new technologies and approaches, delivering public art of the highest aesthetic and fabrication standards.
g. Be preserved and promoted as a valuable resource for the community and managed and developed sustainably and responsibly in accordance with the City's asset management policies and best practice industry standards.
h. Respond to the unique characteristics, needs and opportunities within each of the six distinct neighbourhoods in the Perth local government area, as set out in the Neighbourhood Place Planning and Engagement Policy and Framework.

Roles and Responsibilities

a. The City of Perth has a collection of major, historic and contemporary works of public art, memorials and monuments, commissioned or acquired by the City specifically for public sites in Perth. The City of Perth's Public Art Collection is managed in accordance with Council Policy 18.2 Cultural Collections.
b. Management and delivery of public art is guided and assisted by the expert advice of professionals who are members of the following panels/groups established by the City:

- Cultural Advisory Committee – Public Art Subcommittee
- Aboriginal Elders Advisory Group

c. Where appropriate and feasible, the City will assist with the commissioning of new Public Art interventions on private property via co-funding through dedicated grant programs.
d. The City will endeavor to contribute 0.5% for urban redevelopment projects over $1 million, to a maximum commission value of $500,000, budget and resources permitting, for the commissioning of meaningful public art outcomes, in alignment with industry best-practice.
e. The City encourages the integration of meaningful Public Art within private development and recommends commissioning in alignment with industry best-practice.
f. Third parties may plan to include Public Art in their developments. Ownership, care and responsibility for any art asset in the public realm is only to be accepted by the City of Perth when the work complies with the criteria detailed in the Public Art Policy, and when the developer has:
    - Obtained the City's prior, in principle acceptance of the assets; and
    - Invited and facilitated participation of a representative from the City as an observer and advisor at all key stages of the planning, development and delivery of the assets.
g. During exhibition and display, and in subsequent management of Public Art works and related materials, the City of Perth will observe and work to protect the creator's moral rights in accordance with the Copyright Amendment (Moral Rights) Act 2000.
h. The use and reproduction of works of Public Art or related images shall be in accordance with contractual agreements established with the Artist and all relevant laws governing copyright and intellectual property, notably the Copyright Act (Commonwealth) 1968.
i. The lifespan and the City's commitment to the maintenance of any work of Public Art will be established at the point of acquisition or commission by written agreement between the City of Perth and the Artist/s. Irrespective of whether a work has reached the end of its life, the City of Perth is not obliged to maintain or conserve any works of Public Art that:
    - Have been irreversibly compromised by their physical condition or to changes to their environment; or,
    - Represent an obstacle or risk to people or the intended use of the site.

Criteria

Decisions about the delivery of works of art in the City of Perth's public realm will be made on the basis of the following criteria, ensuring:

a. consistency with the principles set out in the City of Perth Public Art Policy.
b. alignment with the objectives set out in the City's Cultural Development Plan, and other relevant strategic, program, and project plans and frameworks.
c. commissioned public art addresses the requirements of the relevant briefs.
d. compliance with all relevant codes and regulations applicable to works in the public realm and the site and intended use of the work.
e. artistic excellence, as befits work displayed in a capital city and as defined by the advice of a Public Art Advisory Panel.

f. quality fabrication, physical integrity and durability appropriate to the work's intended lifespan to minimise maintenance or conservation requirements.
g. inclusive display to a diverse audience without hindrance to public access or safety, and, where relevant, without breaching the creator's moral rights.
h. relevance and appropriateness to site, the City of Perth and its community of residents, businesses and visitors.
i. sustainable outcomes, considering immediate and future costs, including costs associated with any impacts on the site or its management.
j. authentic and original works of ethical provenance.

Document Control

Policy Context

Legislation:	*Local Government Act 1995* *Copyright Act (Commonwealth) 1968* *Copyright Amendment (Moral Rights) Act 2000*
Policy:	1.5 Public Art
Procedure and Process:	Public Art Procedure (TBD)

Document responsibilities

Custodian:	Public Art Officer	**Custodian Unit:**	Activation and Cultural Experience	**Decision Maker:**	Council

Review management

Review frequency:	4 years	**Next review due:**	2025
Risk rating:	Low	**Document Management Ref:**	

Document management

Version	Decision reference	Synopsis of changes
2.0	OCM <insert meeting date> Simple Majority required	Review of existing policy

City Planning Strategy - Neighbourhood Incentive Categories

Category	Central Perth	Claisebrook	Crawley-Nedlands	East Perth	Northbridge	West Perth
Residential	✓	✓	✓	✓	✓	✓
Aff/Diverse Housing	✓	✓	✓	✓	✓	✓
Heritage	✓	✓	✓	✓	✓	✓
Pedestrian Links	✓	✓	✓	✓	✓	✓
Urban Greening	✓	✓	✓	✓	✓	✓
Design Excellence	✓	✓	✓	✓	✓	✓
ESD	✓	✓	✓	✓	✓	✓
Public Space	✓	✓	×	✓	✓	✓
Student Housing	✓	×	×	×	✓	×
Consolidation of Lots	✓	×	×	×	×	×
Priority Land Use	×	×	×	✓ Supermarket	×	✓ Supermarket, Scitech

Definition

Category	Principle
Residential	Development which provides for long-term or permanent residential accommodation.
Aff/Diverse Housing	Development which provides affordable housing across a range of dwelling types.
Heritage	Development which retains, enhances and maintains heritage places and areas.
Pedestrian Links	Development which provides new or upgraded strategic pedestrian facilities on private land.
Urban Greening	Development which provides and/or retains significant green infrastructure such as trees, gardens, shrubs and green walls/roofs.
Design Excellence	Development which undertakes a competitive design process to achieve an exemplary standard of architectural design quality
ESD	Development which achieves an exemplary Green Star standard as awarded by the Green Star Building Council Australia.
Public Space	Development which provides strategic public spaces such as plazas, courts, public squares, pedestrian “retreats” and parks on private land.
Student Housing	Development which provides residential accommodation primarily for students and staff of a tertiary education institution.
Consolidation of Lots	Development which involves the consolidation of multiple lots to achieve holistic development outcomes and maximise the development footprint of a site in strategic locations.
Priority Land Use	Development which provides a specific land use that the City has identified a strategic need for.

16.9 Review of Policy 20.7 Public Lighting

Responsible Officer	Jayson Miragliotta, Planning and Economic Development Alliance
Voting Requirement	Simple Majority
Attachments	Attachment 16.9A - Discussion Paper Attachment 16.9B - Current Public Lighting Policy Attachment 16.9C - City of Perth Public Lighting Framework 2019-2029

Purpose

To present a discussion paper and recommendation for the Policy to be revoked by Council.

Recommendation from the Policy Committee

That Council REVOKES Council Policy 20.7 Public Lighting (Attachment 16.9B).

Background

1. Council Policy 20.7 – Street Lighting was initially created in May 1992 to provide guidance on the development of lighting design within the city as there were no strategic documents to support the City's objectives for lighting. The approach to public lighting in the early 1990s was very utilitarian and this was reflected in the policy which had an emphasis on safety for motorists rather than pedestrians.

2. In line with best practice and current global trends an updated City of Perth Lighting Strategy was adopted by Council in December 2014. This strategy provided a framework for future decision-making associated with improving lighting in the city. A key component of the strategy was the establishment of a Lighting Taskforce with key external stakeholders, namely:
   a. Property Council of Western Australia
   b. Heritage Perth
   c. Illuminating Engineering Society of Australia and New Zealand
   d. Office of the Government Architect
   e. Metropolitan Redevelopment Authority
   f. Tourism Western Australia.

3. Although not a taskforce member, Main Roads Western Australia was consulted.

4. The taskforce operated from March 2016 and was disbanded following completion of its work in September 2018. It was during this time that the Street Lighting Policy August 2016 was renamed 'Public Lighting Policy' to ensure information covered in other policies was removed, and it incorporated feedback from internal stakeholders.

5. An outcome of the tasks within the City of Perth Lighting Strategy, which including extensive engagement with key stakeholders and research, was the City of Public Lighting Framework 2019-2029 (Attachment 16.9C).

6. The Public Lighting Framework 2019-2029 is a comprehensive document. Although the framework covers a ten-year period, this document "will be reviewed every four years to take into account community consultation and updated annually to align with technological advances and contemporary research" (p. 2 of the Framework).

Discussion

7. In reviewing the City's Public Lighting Policy, it has become apparent that the policy duplicates key objectives identified in the 2019-2029 Public Lighting framework and provides no additional information or value.

8. A review of WA metropolitan Band 1 local governments and Australian capital cities also suggests that strategies and Design Codes are more commonly used to provide guidance on lighting than polices.

9. Accordingly, it is recommended that the Public Lighting Policy be revoked.

Stakeholder Engagement

10. No external stakeholder engagement has been conducted in relation to revoking this policy. However, extensive stakeholder engagement was undertaken during the development of the Framework which is suggested to replace the policy. This included a taskforce of external key stakeholders such as the such as Heritage Perth, the Illuminating Engineering Society of Australia and New Zealand, the Metropolitan Redevelopment Authority and Tourism Western Australia. This taskforce operated from March 2016 to September 2018.

Decision Implications

11. The research undertaken with other local governments suggest that it is industry best practice to have a comprehensive guide to public lighting, such as the City's Public Lighting Framework 2019-2029, rather than a Council Policy on the matter.

Strategic, Legal and Policy Implications

Strategic	
Strategic Community Plan Aspiration:	People, Performance, Place, Planet, Prosperity and Partnership
Strategic Community Plan Objective:	Objective 1.1 Safe, clean and inviting public places that are well patronized and enjoyed by all Objective 2.1 A city that is seen by all as a great place to be Objective 2.7 Safe and enjoyable experiences in the public realm enabled by smart technologies, innovative design and quality infrastructure Objective 3.3 Widespread acceptance and utilization of the principles of environmentally sustainable design
Issue Specific Strategies and Plans:	City of Perth Public Lighting Framework 2019-2029

Legal and Policy	
Legislation:	N/A
Legal advice:	N/A
Policy	N/A

Financial Implications

There are no direct financial implications relating to the recommendation within this report.

Relevant Documents

Not applicable.

Further Information

Not applicable.

ATTACHMENT 16.9A

City of Perth

Discussion Paper

Council Policy: Public Lighting

Prepared by: Julie Meehan - *06 January 2021*

Table of Contents

1. Executive Summary 3

2. Background and Context 3

2.1. Legislation 5

2.2. Alignment to Integrated Planning Framework 5

2.3. City of Perth Inquiry 5

2.4. External Directions - Industry / State Government Guidelines 5

3. Research 6

4. Risks and Issues 7

5. Budget and Resource Implications 7

6. Key Discussion Items and Points of Clarification 7

1. Executive Summary

Lighting plays a key role in creating an engaging and vibrant after-hours experience for community members and visitors and for creating a feeling of safety. Currently, the City of Perth has a Public Lighting Policy as well as a Public Lighting Framework 2019-2029. These documents attest to the City's commitment to increasing community engagement through an innovative and vibrant lighting infrastructure that compliments the City's unique streetscapes, and creates safe, inviting public spaces.

In reviewing the Public Lighting Policy, it has become apparent that the policy duplicates key objectives identified in the 2019-2029 Public Lighting framework and provides no additional information or value.

A review of WA metropolitan Band 1 local governments and Australian capital cities also demonstrates that strategies and Design Codes are more commonly used to provide guidance on lighting than polices.

Accordingly, it is recommended that the Public Lighting Policy be revoked.

2. Background and Context

Council Policy 20.7 – Street Lighting was initially created in May 1992 to provide guidance on the development of lighting design within the city as there were no strategic documents to support the City's objectives for lighting. The approach to public lighting in the early 1990s was very utilitarian and this was reflected in the policy which had an emphasis on safety for motorists rather than pedestrians.

In line with best practice and current global trends an updated City of Perth Lighting Strategy was adopted by Council in December 2014. This strategy provided a framework for future decision-making associated with improving lighting in the city. A key component of the strategy was the establishment of a Lighting Taskforce with key external stakeholders, namely:

- Property Council of Western Australia
- Heritage Perth
- Illuminating Engineering Society of Australia and New Zealand;
- Office of the Government Architect
- Metropolitan Redevelopment Authority
- Tourism Western Australia.

Although not a taskforce member, Main Roads Western Australia was consulted.

This taskforce was a working group to provide guidance on the development of a Lighting Master Plan and Good Lighting Practice Guide. During the development of these documents, it was realised that there was advantage in combining the documents; the final document became known as the Public Lighting Framework.

The taskforce operated from March 2016 and was disbanded following completion of it work in September 2018. It was during this time that the Street Lighting Policy August 2016 was renamed 'Public Lighting Policy' to ensure information covered in other polices were removed, and it incorporated feedback from internal stakeholders.

As examples of the consideration of public lighting by the taskforce, the key inputs provided by the Taskforce were:

- Identifying Barrack Street as a key connector to the Cultural Centre and connecting the city to the river;
- Consideration of the Capital City Act and the role of the City of Perth in living beyond its borders; and
- Acknowledging transport nodes as major gateways into the city including the new Forrestfield Airport Link.

As part of the development of the Public Lighting Framework, a lighting assessment was undertaken in November 2016 to identify important issues, challenges and opportunities for the City. This included a review of:

- Relevant strategic documents;
- Redevelopment projects such as Perth City link and Riverside Development;
- City initiatives such as heritage trails, public art, night time events; and
- State Government infrastructure programs such as Elizabeth Quay and Matagarup Bridge.

A visual assessment of lighting assets, their conditions and the consistency of lighting in the City was also undertaken. The analysis found that lighting and supporting technology across the city was inconsistent, replacement infrastructure was being replaced on an ad hoc basis and there lacked an overarching intent.

All the aforementioned issues were addressed within the Public Lighting Framework 2019-2029. The Framework is a comprehensive document. Although the framework covers a ten-year period, this document "will be reviewed every four years to take into account community consultation and updated annually to align with technological advances and contemporary research" (p. 2 of the Framework).
With the adoption of this Public Lighting Framework by Council in September 2019 there is no longer a requirement for the Public Lighting Policy. The Framework provides key objectives to support the city's vision for lighting as well as a comprehensive lighting practice guide for both government agencies and private developers.

2.1. Legislation

N/A

2.2. Alignment to Integrated Planning Framework

Strategic Community Plan

Aspiration:	People, Performance, Place, Planet, Prosperity and Partnership
Objective No.	**Description**
1.1	Safe, clean and inviting public places that are well patronized and enjoyed by all
2.1	A city that is seen by all as a great place to be
2.7	Safe and enjoyable experiences in the public realm enabled by smart technologies, innovative design and quality infrastructure
3.3	Widespread acceptance and utilization of the principles of environmentally sustainable design

Corporate Business Plan (CBP)

CBP No.	Operational Initiative Description
2.8	Adelaide Terrace Lighting Upgrade
2.13	East Perth Foreshore PSP & Lighting Upgrade Works

Other related plans or policies:

Insert any relevant plans or Council Policy in which the proposed Policy relates to.

2.3. City of Perth Inquiry

N/A

2.4. External Directions - Industry / State Government Guidelines

Control of obtrusive lighting to nearby business and residential units must comply with Australian/New Zealand Standard AS/NZS 4282: 2019 Outdoor Lighting Obtrusive Effects.

3. Research

Bench marking with metropolitan Western Australian Band 1 local governments and Australian capital cities identified only two Western Australian local governments and one Capital City with a lighting policy.

Lighting Strategies and codes generally cover the same high-level principles as the 'Policy objectives' however also include comprehensive lighting guidelines.

The following table identifies what polices or strategies Band 1 local government and capital cities currently have:

Industry / Local Government	Policy	Strategy
Adelaide	Lighting Policy	Adelaide Design Code - Lighting
Melbourne	No policy	Public Lighting Strategy
Brisbane	No policy	Outdoor Lighting Code
Sydney	No policy	Sydney Lighting: Public domain design code
Armadale	No policy	
Bayswater	No policy	
Belmont	No policy	
Canning	No policy	
Cockburn	No policy	
Fremantle	No policy	
Gosnells	Street Lighting Policy CP2.4.25	
Joondalup	No policy	
Kwinana	No policy	
Mandurah	No policy	
Melville	No policy	
Rockingham	No policy	
Stirling	Street Lighting Improvements Policy	

Swan	No policy	
Wanneroo	No policy	

4. Risks and Issues

N/A

5. Budget and Resource Implications

N/A

6. Key Discussion Items and Points of Clarification

The Public Lighting Policy duplicates key objectives identified in the Public Lighting framework. It provides no additional information or value to the City of Perth and it is therefore recommended that the Policy be revoked.

City of Perth

Council Policy Manual

Public Lighting

Policy Objective

Lighting plays a key role in creating an engaging and vibrant after-hours experience for community members and visitors. This policy recognises the City's commitment to increasing community engagement through an innovative and vibrant lighting infrastructure that compliments the City's unique streetscapes, and creates safe, inviting public spaces.

Policy Scope

This policy applies to the development and installation of lighting infrastructure designed to improve city vibrancy, community engagement and the night-time economy.

Policy Statement

The City recognises that lighting:

- enhances visual appearance by defining city structures and unique elements, such as the Swan River and Kings Park;
- improves vibrancy, encouraging visitors and residents to remain in the city at night;
- generates a fully-functioning night time economy on par with comparable Australian and global capital cities;
- ensures public safety and comfort at night;
- contributes to reduced energy consumption and improved environmental outcomes, through employment of innovative technologies.

The City will actively identify opportunities where it can use lighting to promote and enhance its urban infrastructure and design. Local businesses, private developers, artists and other relevant external stakeholders will be engaged by the City to devise and develop joint initiatives. Comprehensive stakeholder engagement will ensure any lighting provided across the city is consistent with the Strategy, and this and related policies.

This policy will not apply to the provision of utility electricity services, including but not limited to residential and commercial electricity supply, street lights, underground cables, traffic lighting or infrastructure owned by other agencies.

Document Control Box			
Document Responsibilities:			
Custodian:	Manager Coordination and Design	**Custodian Unit:**	Coordination and Design
Decision Maker:	Council		
Compliance Requirements:			
Legislation:	Nil		
Industry:	Nil		
Organisational:	City of Perth 'Shaping Our Capital City: Strategic Community Plan 2029' City of Perth 'Public Lighting Framework' City of Perth 'City Planning Scheme No 2' City of Perth 'Towards an Energy Resilient City: Strategic Directions Paper' CP 6.12 Safer Design		

Public Lighting

	CP 8.0 Environment Policy CP 8.5 Towards an Energy Resilient City CP 15.2 Protection and Enhancement of Open Space CP 18.1 Arts and Culture CP 18.11 Use of Feature Lighting - Council House and Trafalgar Bridge PR0287, PR0580, PR0560, PR0969						
Document Management:							
Risk Rating:	Low	**Review Frequency**:	4-years	**Next Due:**	2022	**CM Ref:**	P1014615-2

Version #	**Decision Reference:**	**Synopsis:**
1.	OCM 18/05/92 (634/92)	Previous Policy No. W39, BU16, ST8
2.	OCM 28/04/98 (353/98)	
3.	OCM 30/04/15 (161/15)	
4.	OCM 09/08/16 (289/16)	Name updated to Lighting Policy from Street Lighting Policy
5.	OCM 27/11/18 (13.10B)	CP20.7 Lighting REVOKED; significantly amended ‘Public Lighting Policy’ ADOPTED

ATTACHMENT 16.9C

City of Perth

Public Lighting Framework

2019 – 2029

ACKNOWLEDGEMENT

We acknowledge the Whadjuk Nyoongar people, Traditional Owners of the lands and waters where the City of Perth is today and pay our respects to Elders past and present.

Russell Square, Northbridge

CONTENTS

Introduction

Why do we need a Lighting Framework? 1

What is the Lighting Framework? 2

Keeping it current 2

Part 1: Lighting Perth

1.1 Lighting Focus Areas and Objectives 4

Focus area 1: A safer and more inviting place to walk and bicycle 5

Focus area 2: More diverse activities in Perth's public spaces 9

Focus area 3: An enhanced sense of place 11

Focus area 4: More efficient lighting 29

Part 2: Public Lighting Practice Guide

2.1 Lighting Guidelines 33

2.1.1 General approach 33

2.2 Illumination Requirements 37

2.2.1 Light levels and quality 37

2.3 Integrating Lighting and Site Design 41

2.3.1 Typical street lighting 41

2.3.2 Off-street spaces 42

2.4 Enhancement Lighting 43

2.4.1 Tree and plant lighting 43

2.4.2 Facade and building lighting 43

2.4.3 Monuments, artworks and sculptures 44

2.5 Functional Lighting 45

2.5.1 Lighting standards for public spaces and use of standard details 45

Table 1: Lighting values for city streets and areas 47

2.6 Light Fittings and Infrastructure 55

2.6.1 Standard poles and fittings 55

Table 2: Pole attachments, luminaires and accessories 59

2.6.2 Supply and control systems 61

2.6.3 Durability, maintenance and asset life 63

2.7 Design and Approval Processes 65

2.7.1 Preparing a lighting plan 65

2.8 End Matter 67

2.8.1 Glossary 67

2.8.2 Abbreviations 68

2.8.3 References 70

Appendices

Appendix 1: Lighting values around Perth Water 71

Appendix 2: Selection criteria for lighting around Perth Water 73

CHAIR COMMISSIONER'S MESSAGE

Our city at night attracts a diversity of activity and culture which enhances Perth's sense of place. As a result, the City of Perth aims to apply a holistic approach to all public realm lighting.

Not only does good lighting promote safety, it is integral to the look and feel of the city after dark. It provides vibrancy for the night-time economy and opens Perth to a wider range of social and physical activities out of working hours.

This vision for an inviting and well-lit city mirrors the City's Strategic Community Plan which puts forward the aspiration of Perth being vibrant, connected and progressive.

This aspiration will be supported by the modernisation of our lighting and there are measures to make all public lighting more efficient and environmentally sustainable.

This Public Lighting Framework will contribute to Perth's growth as a friendly and beautiful place to be.

ANDREW HAMMOND
Chair Commissioner



THE VISION FOR PERTH SET OUT IN THE STRATEGIC COMMUNITY PLAN IS:

Vibrant, connected, progressive

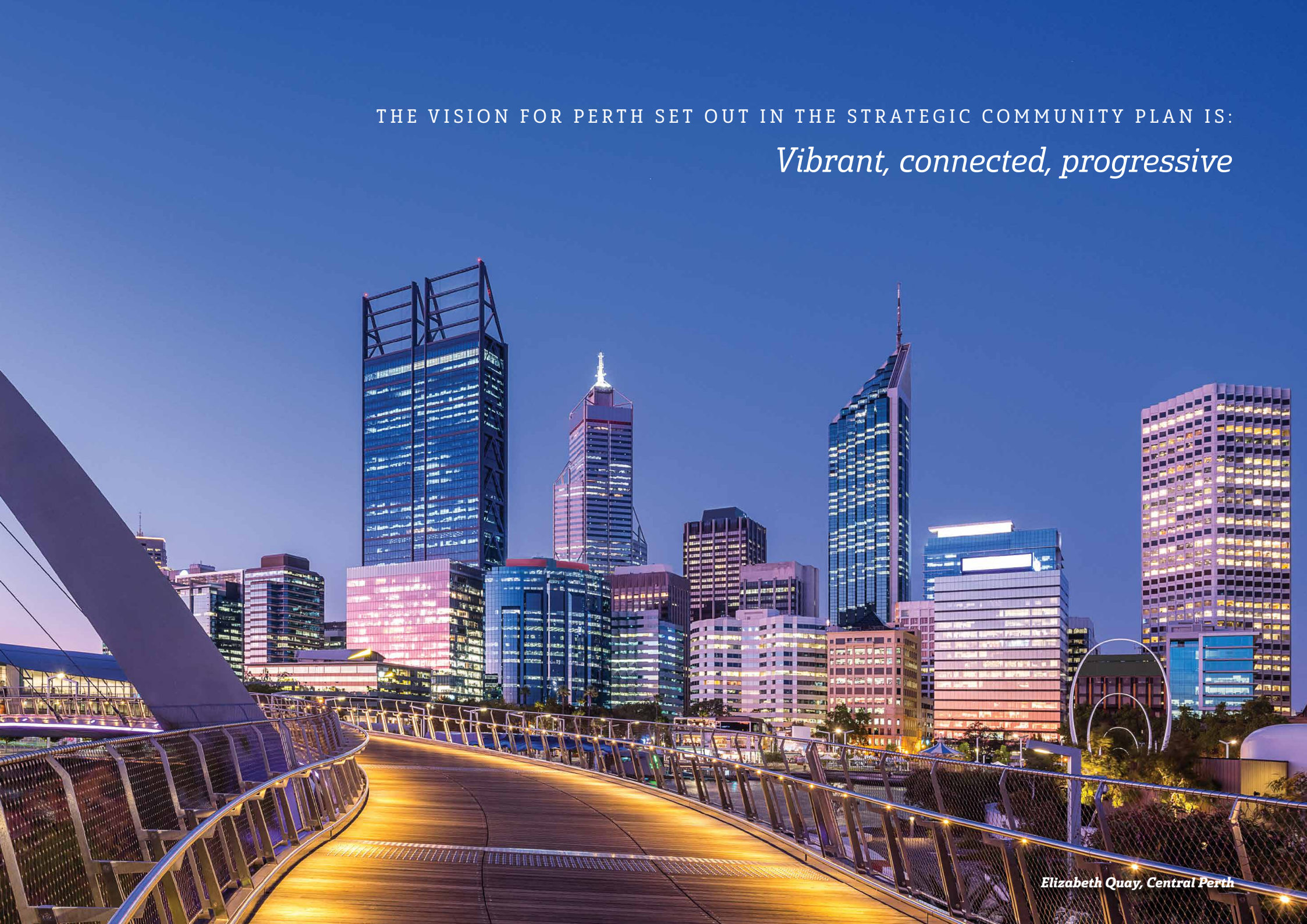

Elizabeth Quay, Central Perth

McLean Lane, Central Perth

INTRODUCTION

WHY DO WE NEED A LIGHTING FRAMEWORK?

Much of Perth's existing street lighting meets only basic needs. Historically, a utilitarian approach to public lighting emphasised safety for motorists, not pedestrian amenity. Only a few streets and spaces have dedicated lighting for pedestrians. While existing lighting would have complied with Australian Standards for illumination levels when it was installed, in places it is doubtful that the aging infrastructure still meets those standards, let alone achieving less quantifiable ambitions for amenity and attractiveness.

We can do better. The total nightscape of Perth should be shaped to create a more legible city, reveal its character after dark, promote safety, and connect its night economy.

Yet this is no small ambition. The scale of project creates a need for an approach that can be rolled out in stages over an extended period. The importance of the cumulative effect of lighting across the city also means it involves multiple stakeholders and requires cooperation with adjacent local governments, public and private landowners, businesses, institutions, developers and other groups. We need a coordinating plan that sets out agreed aims and approaches, while allowing flexibility for individual actions and projects to be elaborated over time.

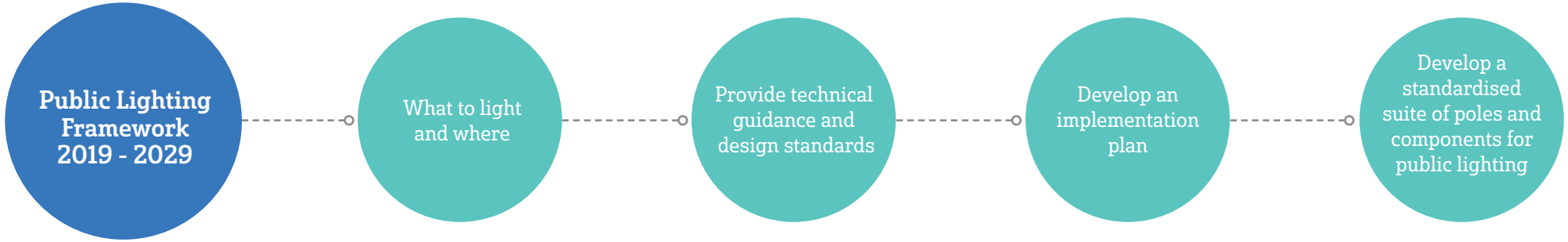

WHAT IS THE LIGHTING FRAMEWORK?

The Lighting Framework complements a number of existing documents that provide a guiding framework for Perth's development. The most important of these in shaping the Lighting Framework's aims and content are:

- City of Perth Strategic Community Plan
- An Urban Design Framework: A Vision for Perth 2029

Within this context, the Lighting Framework sets out a holistic approach to public lighting, aiming to:

- Create a vibrant, exciting and safe environment that will encourage people to remain in the city in the evening, supporting economic growth.
- Enhance Perth's image to attract investment and tourism.
- Implement sustainable lighting standards that will reduce energy use, greenhouse gas emissions and maintenance costs, and help to deliver a consistent high quality of public lighting across the city.

The key strategies adopted to achieve these aims include:

- Provide a high standard of functional lighting, judiciously augmented with enhancement lighting to define the street hierarchy, mark gateways, and differentiate precincts and activity areas. This will support safe use of public spaces, enhance the experience of visiting Perth, and strengthen the image of the city. This is addressed in Part 1 of this document, which focuses on what to light, and where.
- Provide technical guidance and design standards for lighting projects. This will support consistent delivery by the City of Perth and encourage other organisations, property owners and businesses to do their part to support the strategy. This is addressed in Part 2 of this document, which focuses on technical criteria of how to provide public lighting.
- Develop an implementation plan for lighting projects and for lighting improvements delivered through other capital works projects. This is a separate document for use by the City of Perth's administration.
- Develop a suite of standard poles and components for public lighting. This will help to minimise clutter, contribute to Perth's visual identity, and facilitate management and maintenance.
- The City of Perth's Design and Construction Notes are a guide to the detailed design and construction of a variety of elements used in public spaces, including lighting. They are available online at ***www.perth.wa.gov.au/planning-development/planning-and-building-tools/design-standards-development-within-city***.

KEEPING IT CURRENT

The framework will be reviewed every four years to take into account community consultation and updated annually to align with technological advances and contemporary research.

1 Lighting Perth

Elizabeth Quay, Central Perth

1.1 LIGHTING FOCUS AREAS AND OBJECTIVES

To support this vision, public lighting in Perth should be improved to:

FOCUS AREA 1

MAKE PERTH A SAFER AND MORE INVITING PLACE TO WALK AND BICYCLE.

Improve safety and people's perceptions of Perth as a safe place.

Support orientation and wayfinding to help people find their way through the city.

FOCUS AREA 2

SUPPORT MORE DIVERSE ACTIVITY IN PERTH'S PUBLIC PLACES.

Support the city's economy by encouraging evening activity and patronage of local businesses.

Stimulate a more cosmopolitan, vibrant and interesting city that encourages more people to live here and that supports increased tourism.

FOCUS AREA 3

EXPRESS AND ENHANCE PERTH'S SENSE OF PLACE.

Enhance a sense of place by enhancing the unique aesthetic characteristics of our significant buildings, monuments and public spaces.

FOCUS AREA 4

MAKE OUR LIGHTING MORE EFFICIENT.

Create a more environmentally sustainable city by reducing energy use and greenhouse gas emissions.

Support efficient delivery and operation of high quality lighting infrastructure, and manage it to deliver the best value for the community.

FOCUS AREA 1

A SAFER AND MORE INVITING PLACE TO WALK AND BICYCLE

Provision for walking and cycling is fundamental to a good city:

- Walking supports all other transport modes, connecting from public transport services and even carparks to shops, offices and other destinations.
- Walking and cycling have significant sustainability benefits in comparison to other transport modes.
- There are significant public health benefits associated with walking and cycling, with resulting economic and social benefits.
- More people walking through an area – a higher footfall – benefits retail and hospitality businesses.
- Increased pedestrian busy-ness of streets and other public places improves safety by supporting increased passive surveillance.

Lighting should therefore be provided to make walking and cycling the most attractive options for getting around and to the city at night – to make it safe, easy and enjoyable.

OBJECTIVE 1.1

Provide a high standard of lighting to footpaths and bike paths

A high standard of lighting should be provided to footpaths and bike paths throughout the city, designed not only for safety but to improve comfort and interest.

- Provide lighting to meet relevant standards, ensuring consistent illumination along travel paths and avoiding dark spots due to shadows from awnings or trees, and strong contrasts with nearby spaces.
- Ensure that lighting for pedestrian and bike paths links to public transport facilities including bus stops and rail stations. Where relatively bright lighting is required at stations, create smooth transitions to other areas; avoid abrupt changes in light levels.
- Establish a hierarchy of routes across parks, with key links that are well lit all night and others that are downplayed after (say) midnight.
- Use lighting to define routes and to highlight potentially conflicting paths of travel, as where pedestrian and bike paths merge or cross.
- Ensure that street crossings, freeway undercrofts and other spaces that may be associated with safety hazards or crime risks are well lit.
- Ensure that street signs and directional signs, and timetables and maps at transport facilities, are illuminated.
- Illuminate areas and features adjoining travel paths, to avoid strong contrasts with lit paths that may reduce safety and perceived safety, and to add interest and amenity, including lighting of open spaces, and facade and shop window lighting.
- Consider the Swan River holistically when lighting along its foreshores. Perth Water has both local and regional significance and provides a broad range of opportunities and facilities to the community. Details of this approach are illustrated in **Figure 1: Preferred Cycling Network and Foreshore Pathways**.

FIGURE 1: PREFERRED CYCLING NETWORK AND FORESHORE PATHWAYS

Majority of the city's footpaths are adjacent to roads with lighting designed for both vehicles and pedestrians. Public open spaces, bike paths and foreshore pathways not adjacent to roads require pedestrian specific lighting. This lighting should ensure:

- Continuity of lighting to bike paths and foreshore pathways
- A consistent lighting experience

See **Table 1: Lighting Values for City Streets and Areas** for more details.

For details outside of the City of Perth see:
Appendix 1: Lighting Values Around Perth Water and **Appendix 2: Selection Critera for Lighting Around Perth Water**

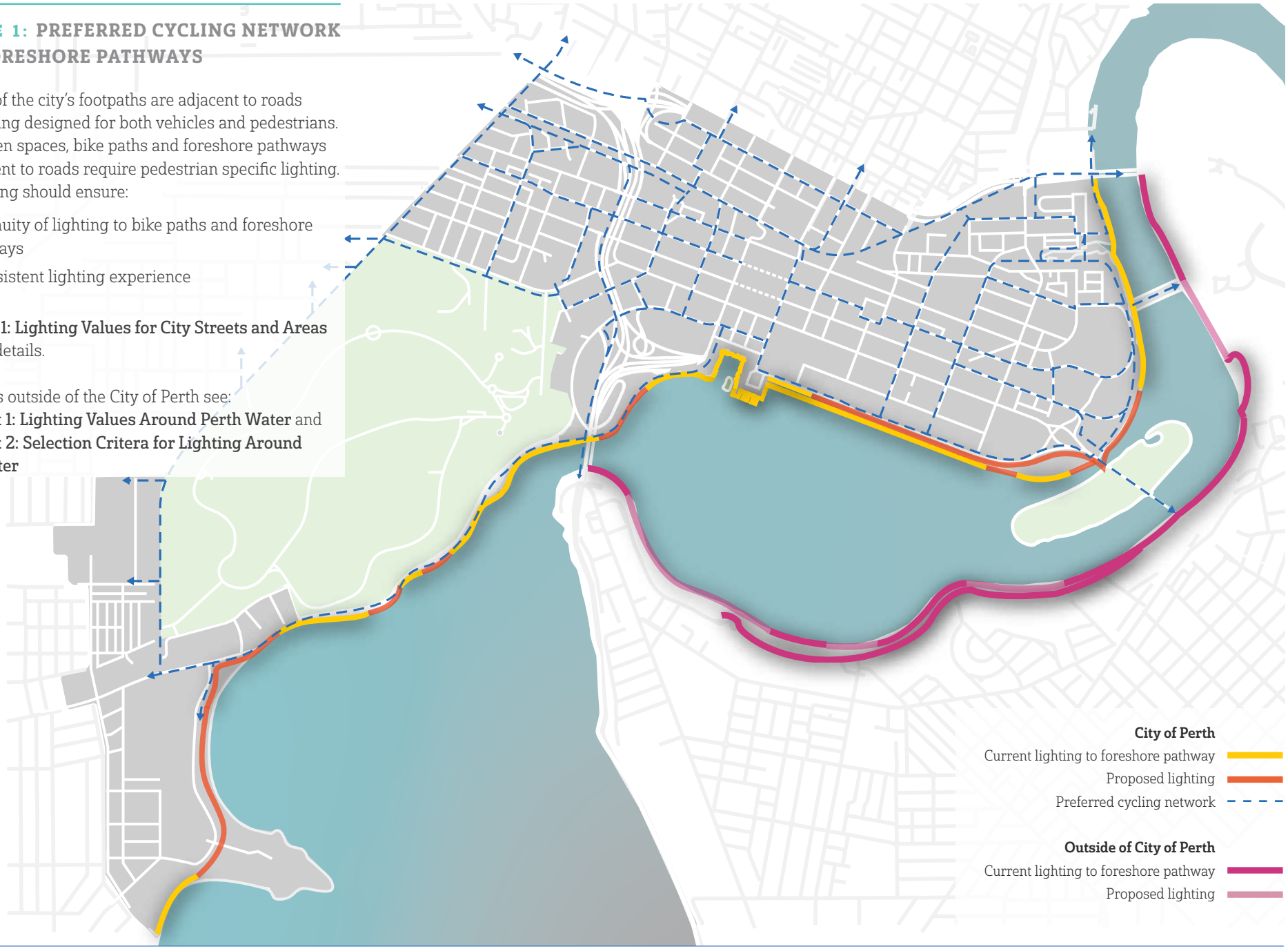



Boulevard lighting, St Georges Terrace, Central Perth

OBJECTIVE 1.2

Create a coherent and connected nightscape

Good street lighting is not only a mechanical problem of ensuring adequate brightness to see a path of travel or hazards along it. The quality of light and character of fittings should also help people understand a street's role, for example:

– distinguishing a main route from a laneway.
– how it connects between public transport nodes, open spaces, cultural sites and key night venues, and where it is located in the city.

Central Perth features a street grid with a distinct hierarchy of major and minor streets, and this, in combination with the topography, built form and landscaping gives a sense of order and purpose to the city's various activity centres.

- Scenic drives
- City boulevards
- City avenues
- Major city streets
- Minor and residential streets
- Laneways
- Gateways

The hierarchy of Perth's streets and lanes should be expressed through consistent lighting in each type of street, encompassing variations in colour temperature and the scale and character of light poles and luminaires.

Where different streets types intersect, the treatment for the wider street should typically carry through across the intersection.

FIGURE 2: PROPOSED STREET LIGHTING HIERARCHY

The street lighting hierarchy is defined through the choice of pole, pole height, luminaire and colour temperature specified for each street type.

See **Figures 12 & 13: Street Lighting Arrangement** for more details.

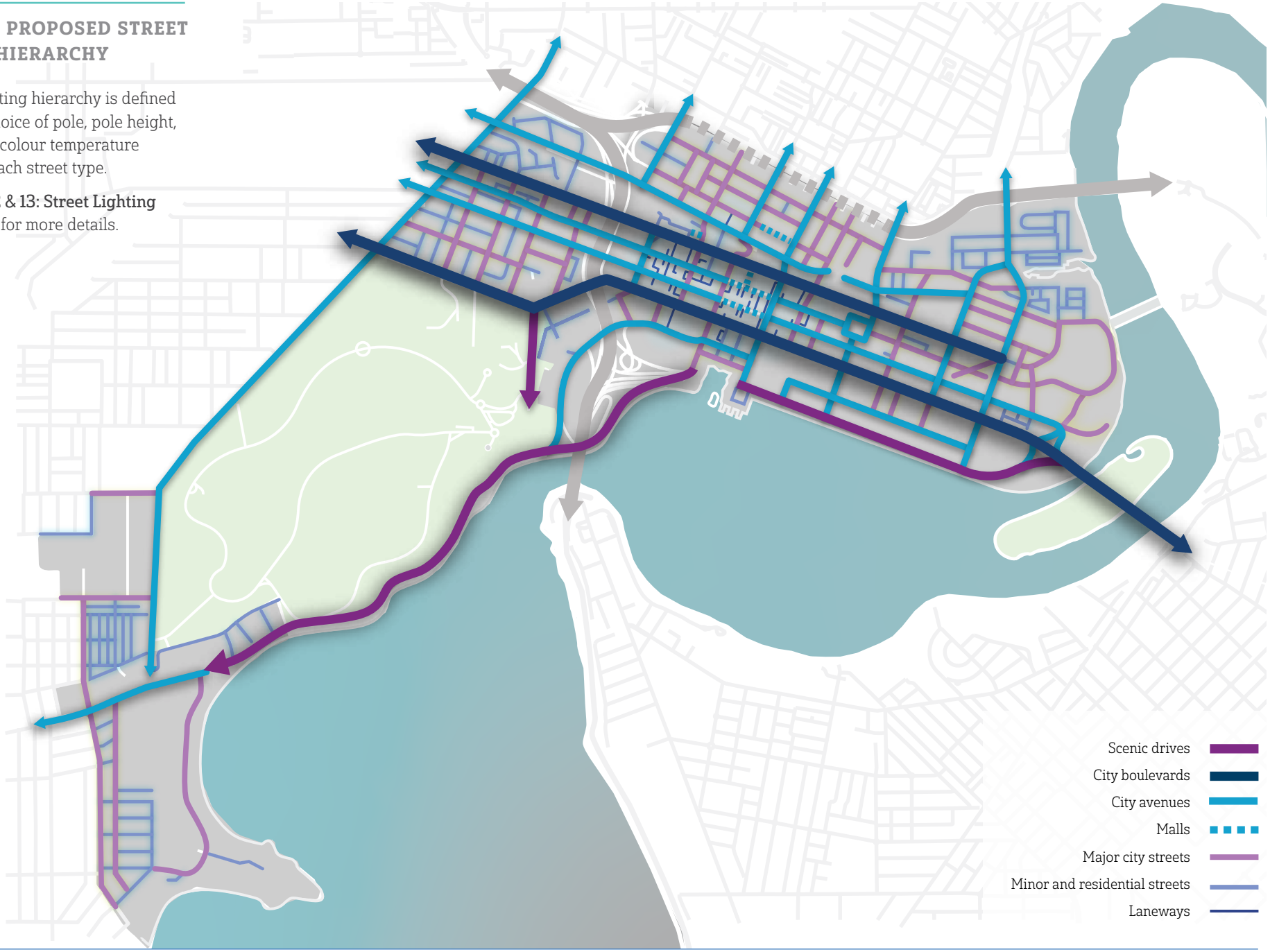

FOCUS AREA 2

MORE DIVERSE ACTIVITIES IN PERTH'S PUBLIC SPACES

Using lighting to support the use of public spaces and to encourage people to come to the city in the evenings for other things can have wide-ranging benefits. It can:

- Contribute to the economy by encouraging people to stay on after work or to come into the city for shopping, entertainment and leisure.

- Make the city a more compelling destination using diverse events and attractions for the local community and tourists.



- Create a sense of safety and comfort that encourages more people to use public spaces and which, in turn, increases passive surveillance, making the city even safer.

- Support the everyday lifestyle of residents by encouraging a wider range of activities and services over longer periods.

- Make a more lively and attractive city to live and work in, and to visit as a tourist, by encouraging pedestrian activity as a source of interest in itself.

OBJECTIVE 2.1

Improve functional lighting for all uses

'Functional lighting' is often seen as the illumination required for safe movement, and it is the starting point in lighting design for public spaces. However, uses of public space in Perth extend beyond movement. Functional lighting needs to be considered in relation to many activities, including passive and active recreation, special events, and uses of facilities in public spaces, such as sports courts and toilets.

Evening activities are now concentrated in certain parts of Perth. The aim is to extend this activity to enliven the city more extensively, while, in the short term, building upon the strengths of existing activity areas.

- Provide illumination levels and qualities matched to uses of the space. For some activities like outdoor dining, good colour rendering is important so people can see nuances of colour in the environment and their food; for other activities, more basic brightness is critical.
- Consider changes in uses of spaces over time, and provide controls so lighting can respond to those changes, including variations over the course of each night, from season to season, and during special events.
- Create lighting of an appropriate character and scale for the activities in the space, with interplays of light levels and subtle effects in spaces where people linger and can appreciate the detail. Use controls to create various moods at different times.

OBJECTIVE 2.2

Introduce new light-based attractions

While public lighting is generally used to support travel, shopping and other activities, lighting itself can be an attraction. The City of Perth has presented a number of events that make significant use of lighting, especially during the Christmas and New Year festive season. In other cities, lighting festivals with projections and dynamic lighting of structures have been important visitor attractions in their own right, as with Vivid Sydney, which draws thousands to Circular Quay over a ten-day period in winter. Melbourne's Laneway Commissions program included a number of temporary light-based artworks that each lasted for a season, complementing the development of that city's evening 'laneway culture'. Light-based attractions can vary from modest installations to brilliant extravaganzas, suiting different objectives but all helping to activate the city at night.

- Consider lighting as a component of any special event.
- Consider opportunities for light-based artworks in any commissioning programs.
- Make provision for event lighting and decorations in spaces that are potential venues, with poles capable of supporting additional luminaires, adequate power supply, and adaptable control systems.
- Locate permanent lighting infrastructure for events and Christmas decorations in the primary retail core and local retail precincts.
- Create lighting installations that are responsive to the seasons or other changes in the environment.
- Provide control systems that allow for functional lighting to be adjusted during events, for example, dimming to reduce competition with projections or other special lighting.

FOCUS AREA 3

AN ENHANCED SENSE OF PLACE

Using lighting to enhance Perth's unique urban character can:

- Reveal and highlight the city's natural, architectural and historic features, making the most of its existing assets as well as reinforcing people's attachment to familiar landmarks.
- Create a more appealing and distinctive urban character that attracts people to live, work, visit and shop in the city and that instils a sense of civic pride.
- Help to interpret the place, heritage and culture, both Indigenous and European and their intertwined stories.
- Provide cues encouraging appropriate behaviour in different parts of the city, ranging from areas where nightlife is concentrated to quiet residential neighbourhoods.
- Improve legibility and support wayfinding.

OBJECTIVE 3.1

Enhance the character of neighbourhoods

While there should be consistency in the lighting of the street network, more varied lighting can be appropriate to enhance a sense of place in the city's neighbourhoods. However, enhancement lighting should still be planned as part of a consistent approach to each neighbourhood; random, site-by-site variations create the kind of chaotic visual effect that makes so many cities look the same. Site boundaries tend to disappear at night; lighting in one space is often seen in combination with lighting in others, so the cumulative impact is particularly important.

Key ways to enhance neighbourhood lighting should include:

- Concentrate enhancement lighting in neighbourhoods with evening uses including entertainment venues, evening retail frontages, and outdoor dining areas.
- Minimise and limit the scale and brightness of enhancement lighting in residential neighbourhoods.
- Respond to the character of the space. Highlight beautiful and important natural features, trees, facades and artworks to visually enrich the space and to express the city's culture and history.
- Make appropriate use of standard poles and luminaires to suit particular neighbourhoods.

The following neighbourhood maps identify current and future enhancement lighting and consider the following key drivers:

- Key pedestrian routes
- Public transport nodes and routes
- Night activity areas
- Parks

Also included are temporary lighting attractions such as Christmas decorations and festival lighting and existing permanent lighting enhancement areas such as the Hay and Murray Street Malls.



FIGURE 3: CITY NEIGHBOURHOOD PLAN

The City of Perth has six neighbourhood areas, each with its own enhancement lighting that celebrates its character.

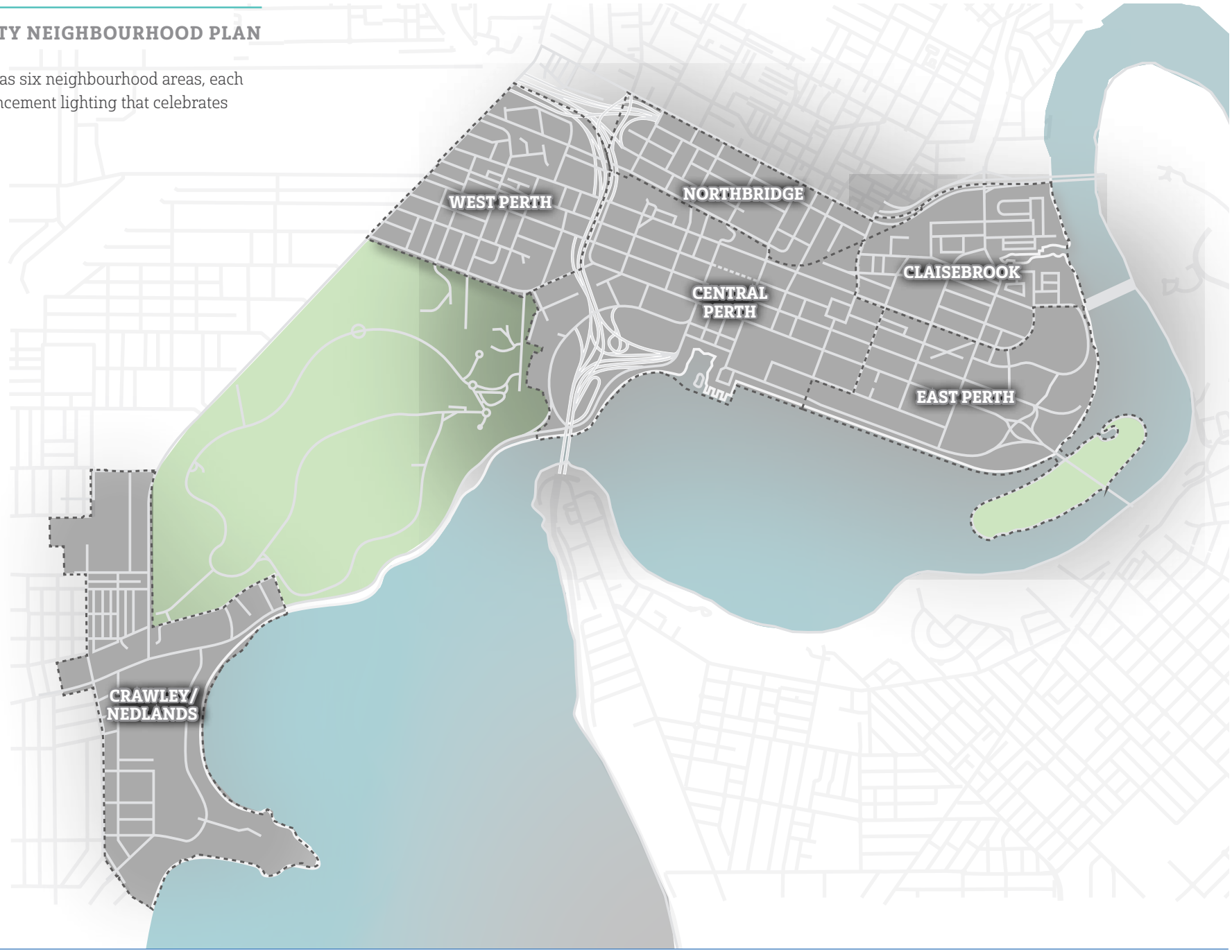

Custom lighting Murray Street Mall, Central Perth

FIGURE 4: CENTRAL PERTH

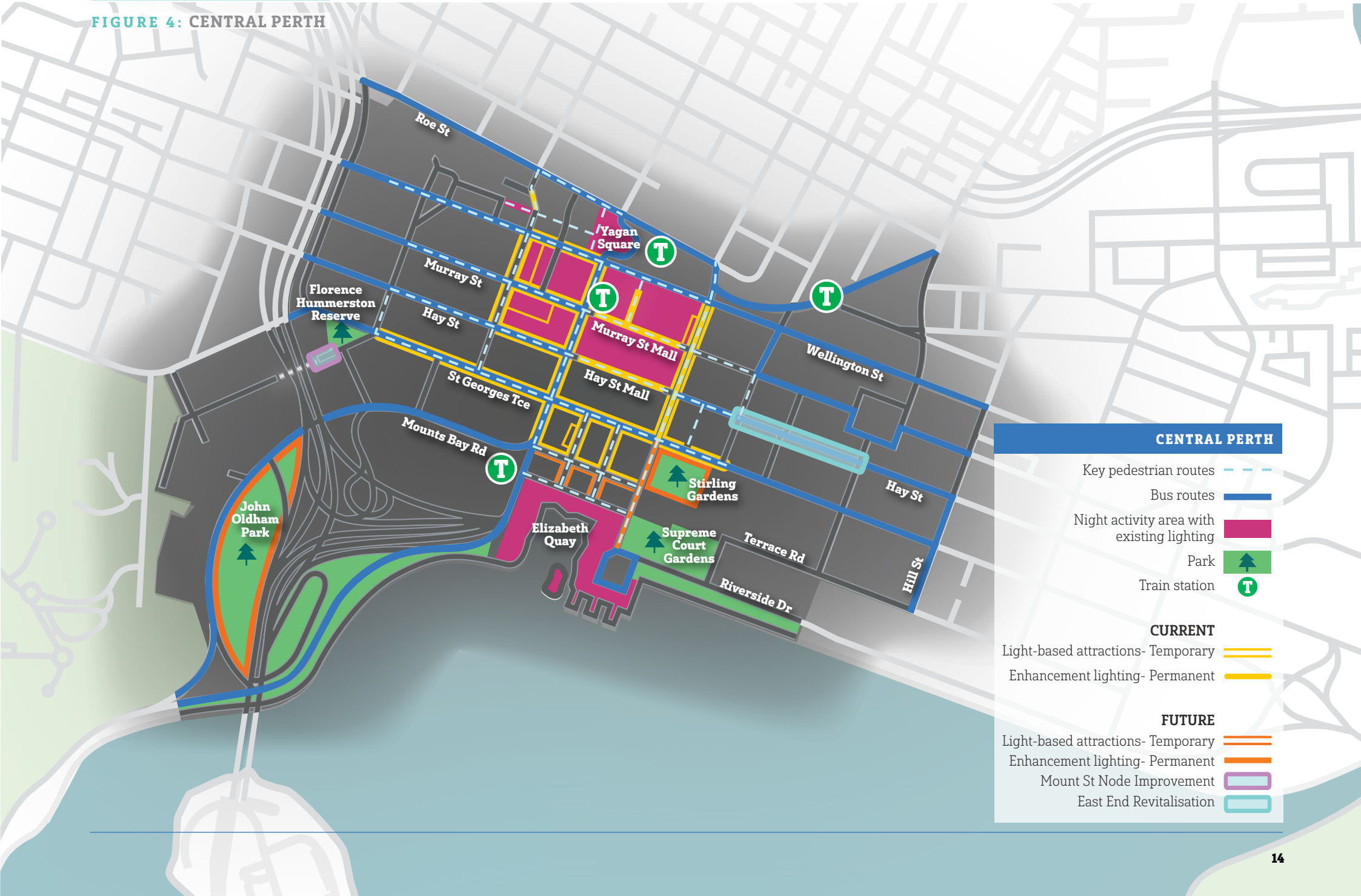

Enhancement lighting Hay St, West Perth

FIGURE 5: WEST PERTH

Enhancement lighting Chinatown, Northbridge

FIGURE 6: NORTHBRIDGE

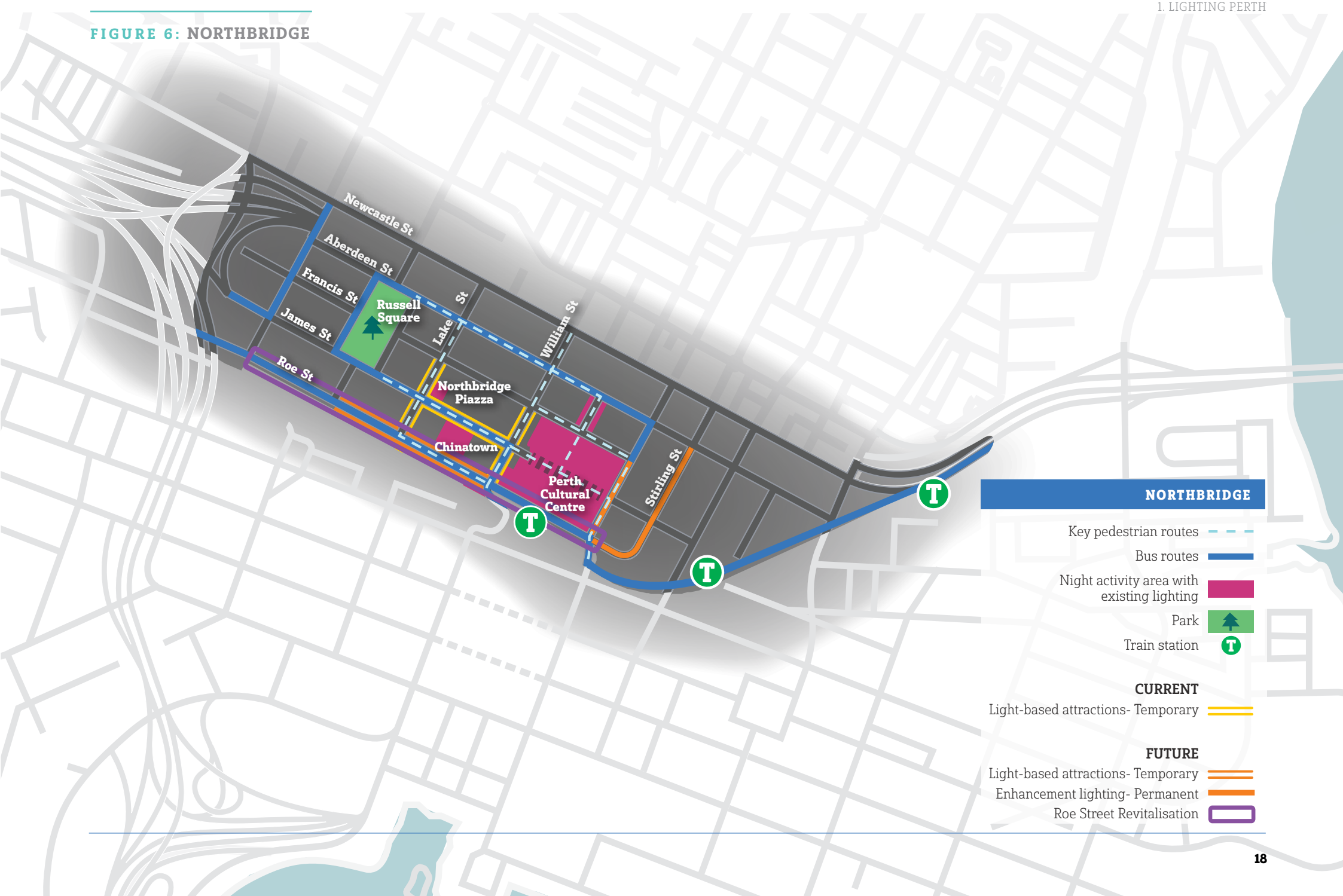

Enhancement lighting Trafalgar Bridge, Claisebrook

FIGURE 7: CLAISEBROOK



Enhancement lighting Matagarup Bridge, East Perth

FIGURE 8: EAST PERTH

Enhancement lighting UWA Winthrop Hall, Crawley

FIGURE 9: CRAWLEY/NEDLANDS

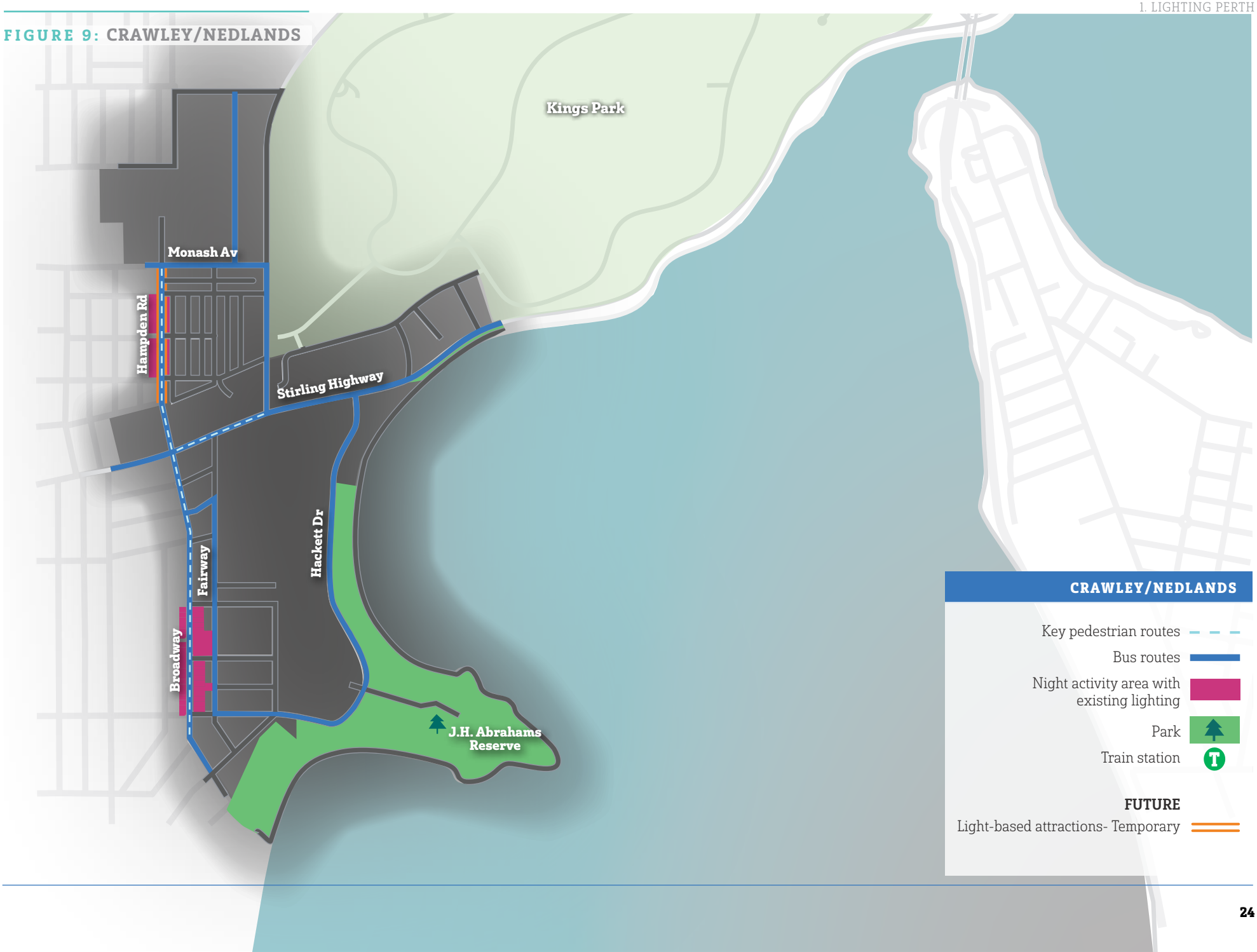



Council House, Central Perth

OBJECTIVE 3.2

Emphasise gateways, public art, historic sites and landmarks

Lighting should be used to accentuate historical and cultural features and connect them into people's experience of Perth at night.

- Use facade lighting to accentuate buildings of historical, architectural or community importance.
- Use lighting to transform buildings that are undistinguished architecturally but occupy prominent sites as seen at night – using these, in effect, as a canvas for imaginative lighting designs.
- Light significant trees, monuments and artworks to help interpret the history of the city as well as to highlight gateways and landmarks.
- Use lighting to emphasise major arrival points and gateways, including those for road-based travel and railway stations, creating landmarks that help with wayfinding as well as contributing to a more dramatic sense of arrival into the city .

FIGURE 10: GATEWAYS AND LANDMARKS

Gateways and landmarks help with wayfinding as well as contributing to a more dramatic sense of arrival into the city.

Artworks and historic sites should be considered for lighting on a case by case basis.

Perth city's skyline at night

OBJECTIVE 3.3

Define the postcard image of the city

Perth's location on the Swan River allows striking views across the water to the city skyline. The dark reflective water and the relative darkness of Kings Park accentuate the lit-up city at night and create an enchanting scene. Although already attractive, there is potential to enhance the city's skyline at night through carefully designed lighting schemes for key city buildings. These designs should focus on maximising the aesthetic impact of external lighting to enhance the visual appeal of the city's night time skyline. Care should also be taken to avoid excessive internal lighting which can lessen the impact of external lighting schemes and contribute to skyglow.

Imagine what it could be with a little flair in the lighting design that takes advantage of modern lamp and control technologies!

Incorporate night lighting schemes in all new tall buildings in Central Perth, using modern energy-efficient fittings and controls, to enhance the architecture of these buildings and the attractiveness of the city when viewed from a distance and especially from South Perth and Kings Park. Lighting schemes should be undertaken by a suitably qualified consultant to ensure the scheme relates to the building or place.

- Encourage building owners to provide new energy-efficient illumination schemes for existing tall buildings.
- Incorporate control systems in building lighting to minimise spill light when internal lighting is left on when building spaces are not in use.
- Minimise lighting and avoid glare along scenic drives and in Kings Park where views to lighting in the central city are an important part of the experience.

His Majesty's Theatre, Central Perth

FOCUS AREA 4

MORE EFFICIENT LIGHTING

The City's lighting infrastructure should be made more efficient – to reduce operating costs, power use and light pollution – by addressing a number of considerations in combination, including:

- Use lighting sources that are efficient in their use of power to generate light.
- Apply lighting judiciously, where it is needed and when it is needed.
- Provide more easily controlled and maintainable lighting infrastructure.
- Take a total lifecycle approach, considering capital and operating costs, embodied energy as well as energy used in operations, and the potential for renewal, recycling and disposal.

OBJECTIVE 4.1

Select and place lights to minimise use of energy and resources

An obvious aim of the Lighting Framework is to reduce power consumption. Lighting is a major consumer of energy in cities, with street lighting commonly accounting for about 14% of greenhouse gas emissions. A significant proportion of street lighting output is also lost upward into the night sky.

Lighting designs must balance a number of issues in the interests of energy efficiency, economy, and waste management. Considerations should include replacing aging infrastructure with energy efficient fixtures.

Choose appropriate luminaires and lamps to minimise energy use, maximise efficiency, and minimise maintenance expenses. Avoid over-lighting and use light only when required. Use luminaires with as many recyclable materials and components as possible, and with potential for responsible disposal of the balance.

The Narrows Bridge is a key gateway and has great potential for the adoption of new technologies in lighting

OBJECTIVE 4.2

Improve maintenance and control

The selection and placement of light fittings represents only one side of the problem of addressing energy use and efficiency in public lighting design; the ability to manage the infrastructure so that it operates efficiently, over the long term, is of equal importance.

Lighting design should contribute to more easily controlled and maintainable public lighting infrastructure:

- Install appropriate control systems to enable operation of lights to minimise energy use, for example, with timed dimming or on-off systems, motion-and-photo-sensors to switch lights off when unneeded, provision for temporary special event modes, etc.
- Monitor energy consumption where possible.
- Organise controls for a given space under one agency and preferably at a single point, where possible, to facilitate coordination.
- Make maintenance easy; use standard fixtures and fittings that are familiar to maintenance staff, and enable ease of replacements; locate equipment so it is accessible for inspections, cleaning, checking electrical contacts, replacing lamps, and other repairs.
- Undertake systematic maintenance with bulk replacement of lamps at end of design life, rather than at actual failure, to help manage lamp waste and ensure luminaire performance standards.

Appropriate management and maintenance also depends on the personnel involved. It is important that full information on lighting designs is provided, in a clear and useful structure, addressing the design intent, specifications of fixtures and fittings, the control system, and maintenance requirements. This is especially important when customised lighting systems that are not in general use by the City of Perth are used.

2

Public Lighting Practice Guide



Enhancement and functional lighting
Manatj Park, Central Perth

2.1 LIGHTING GUIDELINES

2.1.1 GENERAL APPROACH

Good public lighting requires an integrated response to many design criteria. Various codes and standards set out expected levels for the brightness and quality of light, but other factors need to be addressed including spatial characteristics and uses of each site. As a general approach, lighting design should firstly address illumination needed to support uses and safety – 'functional lighting' – and then add layers of additional lighting to enhance spaces' experiential qualities as appropriate to the particular situation. However, functional lighting is often the most important factor contributing to spaces' experiential qualities, and enhancement lighting can also contribute to functional illumination requirements.

Consideration should therefore be given to:

- The properties of materials being illuminated such as colour, finish, glossiness and reflectance.
- The light colour in relation to the surface to be illuminated.
- The light intensity in relation to the viewing distance to the surface to be illuminated.
- Luminaire distribution and lighting angles, and resulting potential glare and shadows.
- Dark surroundings that create contrasts with the lit area or feature and may therefore affect the perceived brightness of spaces.
- Site uses, which influence perceptions of brightness and may generate particular requirements for lighting.
- The overall lighting atmosphere or ambience, which affects perceptions of safety and comfort.

FIGURE 11: LIGHTING LAYERS

Functional and enhancement lighting layers can be integrated to create a holistic lighting design.



Use of discrete light fixtures in the rotunda, Russell Square, Northbridge

Illumination – light falling onto the ground, other surfaces and objects – is the key concern of public lighting. However, the poles, luminaires and other fittings used to provide illumination need to be coordinated with the overall design of public spaces, and can be important parts of a space's daytime image. It is also vital that this infrastructure is safe, and can be kept in good working order.

These concerns relate not only to the selection of light fittings, but also to how and where they are placed. The design of cabling and control systems is also important to minimise energy consumption, to enable management of lighting to support varying uses at different times of night or across different times of the year, and to build in long term flexibility so the system can be adapted to suit potential future changes in use.

Lighting of vegetation, buildings, monuments and artworks can be used to express spaces' form and enrich them with visual detail and texture. Such enhancement lighting can contribute to functional lighting requirements, and can increase amenity and people's perception of safety by eliminating shadowy areas. It can also contribute in less tangible ways by enhancing places' appearance and atmosphere and encouraging their use. The most appropriate kind of enhancement lighting to use (if any) depends upon the effect wanted for the particular space, and opportunities presented by buildings and vegetation in and around it.

Public art can also be light-based – for example, illuminating features to alter perceptions of the city, using projected images, or with lights which are themselves sculptural forms. This document is not a guide for new artworks, but existing artworks must be considered in lighting schemes, and consideration of opportunities for new light-based artworks may also be appropriate in some places. Much signage is also illuminated, but this document does not address signage per se. Illuminated signs must comply with the City's relevant planning scheme provisions and policies.

Combination of wall mounted functional lighting and coloured spot lights to enhance unique building features, Grand Lane, Central Perth

2.2 ILLUMINATION REQUIREMENTS

2.2.1 LIGHT LEVELS AND QUALITY

Illuminance levels

Quantitative levels for functional lighting are generally linked to the roles that streets and other spaces play in supporting public transport, walking, bicycling and vehicular traffic. With street lighting, illumination is usually measured on the ground ('horizontal illuminance'). However, it is also important to know how much light reaches vertical surfaces ('vertical illuminance'), especially in pedestrian areas where the interface between buildings and adjoining spaces is important to people's perception of the safety, amenity and interest of the public realm.

Required standards for illuminance levels are:

- Australian Standards AS/NZS 1158 Lighting for Roads and Public Spaces provides guidelines for exterior applications.
- Category V Lighting applies to roads where motorists' requirements are dominant, for example, traffic routes. Subcategories range from V1 to V5.
- Category P Lighting applies to roads and other types of outdoor spaces where pedestrians' requirements dominate, for example, local roads and plazas. Subcategories range from P1 to P12.
- Locations with CCTV generally require higher-than-normal vertical illuminance, in line with AS 4806. The camera performance needs to be checked for each project; the light cameras require to capture legible images has significantly reduced with technological advances.

See **Table 1: Lighting Values for City Streets and Areas** for additional details on illuminance requirements.



Light reflecting off coloured surfaces, McLean Lane, Central Perth

Colour rendering and colour temperature

Colour rendering – measured on a Colour Rendering Index (CRI) – is an indication of how colours appear under different light sources and is a key consideration for legibility, comfort and safety. The higher the CRI, the better people's ability to perceive details of their environment – flesh tones, how well the steak is cooked, etc. A relatively high CRI is preferred for pedestrian areas; a lower one is acceptable on roads where vehicular traffic is the main concern.

The colour of light – or Correlated Colour Temperate (CCT) – also affects how we perceive our surroundings. 'White light' in the range of 3000 to 4000K looks much like daylight. The yellowish tones of old-fashioned high-pressure sodium lamps (1900-2500K) and bluish mercury vapour lamps (3900-5800K) distort the colours we see. LEDs and other modern lamp types have more subtle variations in colour temperature, with hues of warm or cool white, yet these still affect how we see a city at night, for example, making some paving materials look clean or dirty, park vegetation seem lush or dried up, and buildings inviting or forbidding.

A consistent use of colour temperature should be considered across most precincts, although variations can be used to differentiate areas with different functions and to subtly emphasise special features. Vehicle-focused areas generally use 4000K, while 3000K can create a welcoming environment in pedestrian spaces. Variations between 2700K and 4500K can be applied where appropriate.

Strongly coloured lighting is only suitable for use as a rare exception and on a temporary basis for short-term art installations and festivals.

See **Table 1: Lighting Values for City Streets and Areas** for colour rendering and correlated colour temperate standards.

Light distribution, glare and shadows

Distribution of light is important with respect to even illumination of travel routes and activity areas, as well as avoiding glare or strong contrasts with adjoining darker spaces. The effect of lighting as seen by people is the ultimate concern, not the simple measurement of lux on a given surface.

The placement and spacing of light sources therefore requires consideration of perceived effects, efficiency, and physical constraints on mounting locations. Street lights typically require luminaires with a wide light distribution to reach from the road edge to the centre. However, a wide spread of light can cause glare. If not controlled, glare reduces visibility and distracts pedestrians and drivers. Various luminaire designs feature asymmetrical beam distribution to deal with such conflicts.

People's visual environment as a whole also needs to be considered, not just the space they occupy. Even if a space is well lit, adjoining darker areas can make it seem unsafe or threatening. Increasing the lighting in the space itself may worsen this contrast; it may be better to minimise illumination in the space and add lighting around it.

Building awnings over footpaths are important parts of retail streets but can cast shadows that interfere with street lighting. In such cases, under-awning lighting may be required – as an integral part of the awning – to supplement the public lighting. Trees too are valued in urban landscapes but can conflict with lighting. In addition to existing trees, the City's Urban Forest Plan aims to increase the extent of tree canopy cover in the public realm from 19% to 30%, so new plantings and the growth of trees that may affect the performance of public lighting should also be considered when developing lighting designs.

Required standards in relation to light distribution and glare include:

- Avoid glare through the careful selection and placement of lighting equipment, selection of optics, direction of lighting, and the use of full cut-off fittings, baffles and shields as appropriate.
- Generally, do not exceed recommended illuminance levels.
- Ensure that illuminance of footpaths under awnings is as specified for that type of street or space as a whole, or to a minimum P3 category, whichever is greater, without reliance on spill lighting from shopfronts and other ground floor uses.
- Design under-awning lighting to be recessed or integrated into the awning structure and form, with all wiring and conduits concealed and protected from vandalism while allowing for easy maintenance access. The City of Perth may also encourage awning lighting to be switched on or off at certain times.
- Select and place light fittings carefully in relation to existing and proposed trees. Potential design options include short poles that place the luminaire below the tree canopy, and longer bracket arms.
- Tree trimming and pruning may be required as part of a maintenance strategy to prevent shadowing. Improvements to existing lighting levels may be possible through selective tree pruning.
- Consider views from a path into its surroundings; extend lighting off pathways to provide greater visual depth and sense of safety.



Minimising stray lighting on the river through use of low lighting integrated into handrail, Elizabeth Quay, Central Perth

Stray illumination and environmental impacts

'Stray' illumination beyond areas that need to be lit is an indication of wasted energy and a form of pollution that can be a serious annoyance, as when light spill into dwellings keeps people awake, and sky glow interferes with astronomers' work. Lighting has adverse impacts on fauna and wildlife, in particular bat colonies; although insects attracted by lights can help some animals in their foraging, bats can see better in dim light than in bright light, and several species avoid street lights.

Required standards in relation to stray illumination and adverse environmental impacts include:

- Control of obtrusive lighting to nearby business and residential units must comply with AS4282 Table 2.1.
- Use luminaires with precise beam distribution suited to the situation. Direct light onto surfaces, away from dwellings and other sensitive sites, and not into the sky.
- Hide light sources from sensitive viewing angles. Use full cut-off fittings and shielding to minimise glare and stray light.
- Minimise upward light; avoid or carefully position up-lights to reduce impacts on birds' and bats' flight paths.
- Minimise luminance levels.
- Use timers or sensors so lights can be turned off when not needed.
- Use warm white lighting in parkland rather than lighting at the blue end of the spectrum and UV light, which risks disturbance of vision and damage to animals' retinas. Warm light also reduces the attraction of insects.
- Avoid flashing or animated lights or changing colours.

2.3 INTEGRATING LIGHTING AND SITE DESIGN

2.3.1 TYPICAL STREET LIGHTING

Pole-mounted lights

In most situations, pole-mounted lights are the most important type of public lighting, and in most streets will be the only public lighting.

Design criteria for the layout of lights in streets include:

- Locate light poles so they do not interfere with circulation and other activities, and do not obstruct paths of travel or passengers' access to on-street parked vehicles.
- Place light poles so the risk of damage to the poles by vehicles is minimised, with adequate setbacks from kerbs and offsets from driveways as per City of Perth standards (Design and Construction Notes). Take particular care in areas where service trucks need to back into loading docks etc.
- Locate poles where they serve more than one purpose and thereby minimise clutter, for example illuminating footpaths and the roadway; or a footpath and bike path; or supporting street lights, signage, CCTV and traffic signals.
- Locate poles to minimise conflicts with trees and coordinate with all other streetscape features.
- Adopt a holistic approach to major and minor spaces so that lighting is coordinated with intersecting streets.

Wall-mounted and catenary lights

Wall-mounted or catenary lights may be appropriate in narrow streets, lanes and other situations where it is undesirable to use poles because:

- Poles would encumber limited footpath space.
- Poles would be vulnerable to damage by maneuvering trucks.
- A clear ground area is important for other reasons.
- A wall bracket on a building may have less visual impact than a pole in front of it.

Wall-mounted lights are appropriate in laneways and narrow streets where the entire width of the space can be illuminated from one side. Catenary lighting (suspended from overhead wires) allows luminaires to be centred over a roadway or spread out above a wider space without using poles.

Installation of both wall-mounted and catenary systems should consider:

- The suitability of the building or wall, including height and structural capacity, to support the lighting including any wind loadings.
- The potential to integrate or coordinate the wall mounting detail with the design of the facade.
- The visual impacts of power supply conduits.

Some poles may be used in combination with building mounts to support a catenary system. However, if catenary lighting for a space relies extensively on poles, a floodlighting system using tall poles may be more appropriate for that space.



Catenary lighting, Grand Lane, Central Perth

2.3.2 OFF-STREET SPACES

Squares, forecourts and parks

In contrast to the street grid, Perth's parks, plazas, and forecourt spaces vary widely in size, use and character, requiring individually tailored lighting designs. However, the integration of high-quality lighting into the design of these spaces typically requires consideration of the following:

- Lighting of small spaces can often be provided by the street lights at the edges, or with a few poles that match those in the street; with small areas and limited numbers of lights, this may be the best way to create a coordinated design. Conversely, in spaces where adjoining streets are pedestrianised or designed as shared zones, it may be appropriate to extend pedestrian-scale lighting of the space into the pedestrianised street.
- In larger spaces lighting can be varied to distinguish the open space from the streetscape, to create focal points, and to support different uses in different locations.
- Consider lighting features in and around the space, including facades, sculptures, monuments, other structures, and trees.
- Consider lighting of park entrances and perimeter.
- If a large space needs to be lit while remaining clear of poles, catenary systems or tall pole-mounted floodlights may be appropriate.
- Minimise the daytime visibility of fittings or coordinate them with other aspects of the design.
- Provide light for walking and cycling routes across the space.
- Consider views into the space from areas around it, and light features such as trees, architectural elements and artworks as appropriate.

Large spaces and sports fields

In some city spaces, a high standard of illumination is required but the area needs to be kept clear of poles to allow for its intended use. Perhaps the most common examples of this are sports grounds, but other civic events also require spaces that are not encumbered by poles and other clutter. In these instances – for example at Northbridge Piazza– a lighting system using tall poles that allow broad distribution of light without glare is often appropriate; pedestrian use does not always require short poles.

In addition, the following should be considered:

- Provide lighting for training grounds and other sports activities in line with requirements of AS 2560 Sports Lighting, which should also be used to determine the appropriate training standard and sporting code.
- Provide lighting that generally meets but does not exceed the training standard requirements.
- Consider provision for a variety of illumination levels and qualities at different times with multiple fittings and separable controls – casual use of a sports field may not require the same level of illumination as a formal match, and significant variations may be appropriate for different uses of large civic spaces.
- Minimise light spill to neighbouring areas.
- Use switching, automatic timers and light level adjustment timers as appropriate to limit power use to times when the areas are in use.
- Use multiple switching in the control system to allow only areas in use to be turned on.

2.4 ENHANCEMENT LIGHTING

2.4.1 TREE AND PLANT LIGHTING

General guidelines for lighting vegetation include:

- Design tree lighting for existing vegetation, not in anticipation of a new tree's size in the distant future.
- Locate luminaires on adjacent poles or in the ground. If planting is located close to another structure, lights may be integrated in this structure pending approval by the City of Perth.
- Do not attach light fittings to trees.
- Locate in-ground lighting where it will not cause glare for pedestrians.
- Design up-lighting of trees to minimise upward spill light:
  - Generally, direct up-lights towards the trunk.
  - Up-lighting directed into the canopy may be appropriate with dense evergreen trees.
  - Up-lighting into deciduous tree canopies must be controlled with a seasonal timer to turn off the lights when the tree is bare.
- Consult an arborist if tree roots or branches are affected.
- Use coloured lighting only for temporary events and if agreed by the City of Perth.
- Avoid the use of machinery for excavation within tree root protection zones; hand digging and water jet trenching are preferred where work must occur that may have an impact on tree roots.

2.4.2 FACADE AND BUILDING LIGHTING

The following should be considered for building lighting:

- At a minimum, design lighting to express the architectural layering that is present during the day.
- Avoid floodlighting entire facades; highlight selected features, for example:
  - Entrances and shop fronts.
  - Architectural elements that form landmarks on key routes.
  - Colonnades and other ground floor recesses.
- Respond to the context, architectural character, materials, textures and colours, and uses of adjoining spaces:
  - Generally use light that contrasts with nearby street lighting.
  - Avoid over-illumination for promotional purposes.
  - Complement, rather than compete with, nearby building lighting.
  - Avoid using primary and saturated colours, except during festivals.
- Consider internal lighting's contribution to the public realm, supporting a sense of the street space expanding into the building, or giving the appearance of a more lively, inhabited place.
- Design shop window lighting to highlight merchandise or internal surfaces, and to avoid glare and reflections.
- Locate and design lighting equipment and wiring to minimise visual impacts, especially during the day. It should be small enough to be concealed from public view or integrated with the architecture where possible.
- Lighting equipment and wiring must not damage facades. Use care to avoid corrosion, electrolytic reactions, staining, cracking and failure of stone, terracotta, stucco or brick, and damage to fragile structures.

2.4.3 MONUMENTS, ARTWORKS AND SCULPTURES

General guidelines for lighting monuments, artworks and sculptures include:

- Accentuate specific features of interest, enhancing meaning and adding to the interpretation of the monument or artwork rather than evenly floodlighting it.
- Design the lighting, including colour temperature, luminaires and distribution, to enhance the colour, materiality and texture of the monument or artwork. Collaborate with the artist if possible to ensure the lighting design is consistent with the artist's intent.
- Minimise visual impacts of lighting equipment and wiring, especially during the day. Where possible, it should be:
  - Small enough to be concealed from public view or integrated with the architecture.
  - Located in a hidden position in-ground, on a nearby pole or structure, or behind a nearby fence, etc.
  - Lighting to heritage buildings should respond to the identified cultural significance of the place and will require approvals from the State Heritage Office and the City of Perth.



Lighting and artwork at Kings Square Mall, Central Perth

2.5 FUNCTIONAL LIGHTING

2.5.1 LIGHTING STANDARDS FOR PUBLIC SPACES AND USE OF STANDARD DETAILS

Design standards, and the consistent use of the same details in similar situations, are desirable for many reasons:

- Large-scale designs can be implemented in stages.
- A cohesive urban character and sense of place can be created.
- Long-term strategic perspectives dominate over passing fashions.
- Efficient maintenance and economies of scale are supported.
- If replacements are needed, a fit with the design is more certain.

Standard details should therefore be used in all standard situations. However, existing conditions may not match current standards, and need to be considered when selecting design details. Which detail to use depends upon the scale and nature of the work:

- Conservation of significant features: Maintain intact historic features unless they cause an unsafe or dysfunctional situation.
- Minor works and repairs: Match existing details at and adjoining the site. If two or more details exist, use the one most typical of the area.
- Reconstruction and new work: Always use the approved current standard.

Departure from standards may be supported if:

- Functional requirements are not met by existing standards.
- Conserving significant heritage features requires special treatments.
- Elements are used so rarely that no efficiencies are gained by standardisation.
- Unusually durable materials and protection from potential damage ensure that maintenance requirements will be minimal.
- It is an unusually high priority – from a broad public perspective – that a space's design has a distinct identity, and this requires using non-standard elements.

Even if they seem obviously appropriate, non-standard details must be approved for use in spaces managed by the City. Any non-standard use of approved details also requires approval – for example, for functions other than those intended or in locations other than those specified.

Public lighting, Cathedral Square , Central Perth

TABLE 1: LIGHTING VALUES FOR CITY STREETS AND AREAS

	ASNZS 1158.3.1:2005					
Area-wide treatments	**Road/pathway Category**	**Operating characteristics Category V**	**Vehicle/ pedestrian lighting subcategory**	**Operating characteristics Category P**	**Correlated Colour Temperature**	**Colour Rendering Index (min.)**
Scenic drives • Mounts Bay Road • Riverside Drive	Arterial or principal roads Principal avenues of communication for traffic movement	Moderate to high traffic volume Moderate to low pedestrian volume	P2-P4	Arterial or principal roads Boulevard type category		
City boulevards • St Georges Terrace • Wellington Street	Arterial or main roads in central activity areas of capital city.	Mixed vehicle and pedestrian traffic Moderate to high vehicle volume High pedestrian volume Moderate to low vehicle speeds Stationary vehicles alongside carriageway Through and local traffic Moderate traffic generation from abutting properties	P1-P4	Pedestrian or cycle orientated pathway along roadway	4000K	RA70 RA75 for pedestrian areas
City avenues See Figure 2: Proposed Street Lighting Hierarchy	Arterial or principal roads Principal avenues of communication for traffic movement	Mixed vehicle and pedestrian traffic Moderate traffic volume Low pedestrian volume Moderate to low vehicle speeds Low traffic generation from abutting properties	P1-P4	Pedestrian or cycle orientated pathway along roadway	4000K	RA70 RA75 for pedestrian areas
Major city streets See Figure 2: Proposed Street Lighting Hierarchy	Collector or non-arterial roads which collect and distribute traffic in an area as well as serve abutting properties	Mixed vehicle and pedestrian traffic Moderate traffic volume Moderate pedestrian volume	P1-P4	Pedestrian or cycle orientated pathway along roadway	3500K	RA70 RA75 for pedestrian areas

FIGURE 12: STREET LIGHTING ARRANGEMENT

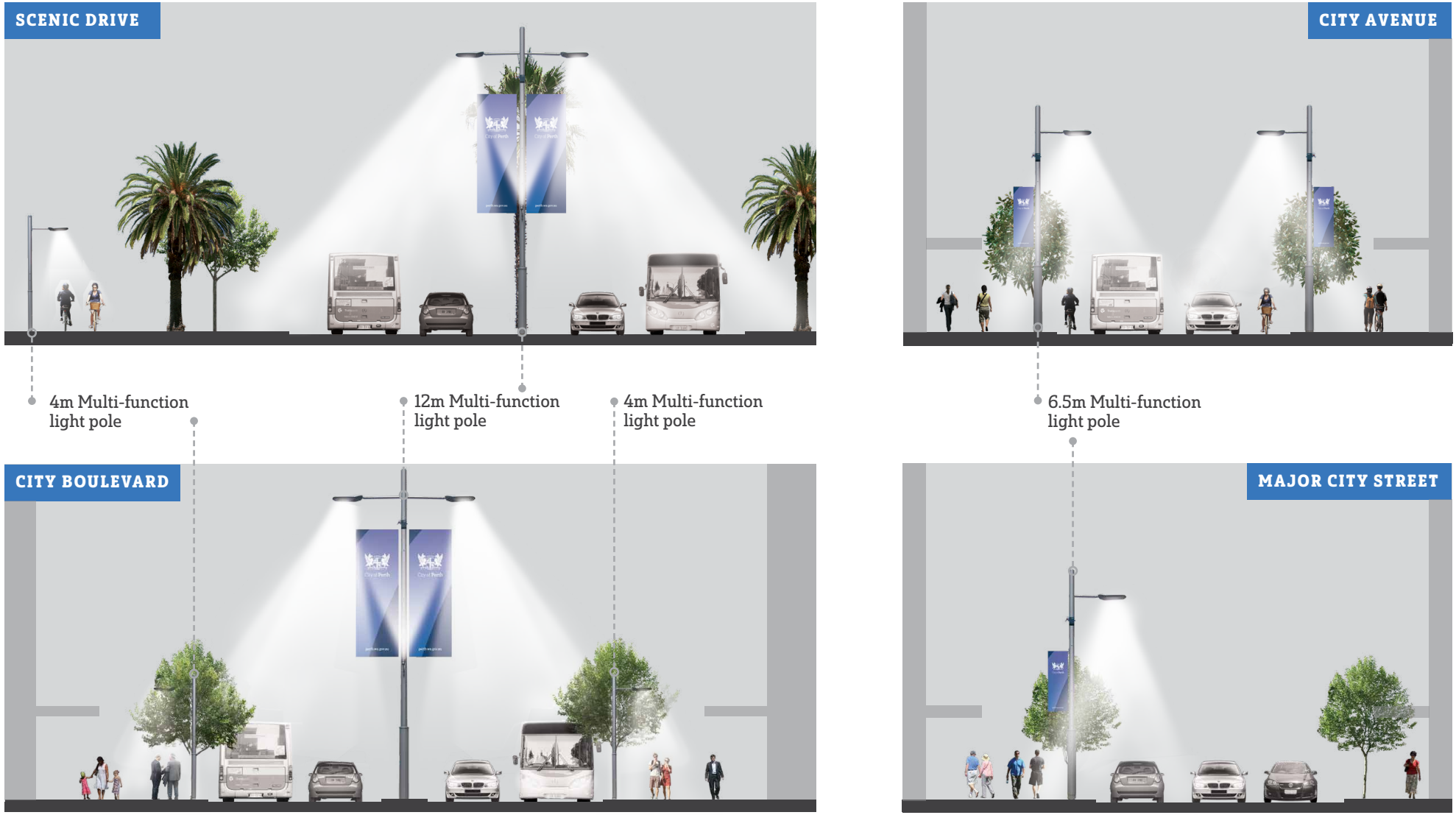

TABLE 1: LIGHTING VALUES FOR CITY STREETS AND AREAS

	ASNZS 1158.3.1:2005					
Area-wide treatments	**Road/pathway Category**	**Operating characteristics Category**	**Vehicle/ pedestrian lighting subcategory**	**Operating characteristics Category P**	**Correlated Colour Temperature**	**Colour Rendering Index (min.)**
Minor and residential streets	Local roads used primarily for access to abutting properties	Low traffic volume Low to moderate pedestrian volume	P1-P4	Mixed vehicle and pedestrian / cycle traffic dependent on specific street	3000K-3500K	RA70 RA75 for pedestrian areas
Laneways	Access road to abutting properties	Low traffic volume Low to moderate pedestrian volume	P1-P4	Mixed vehicle and pedestrian / cycle traffic dependent on specific street	2700-3500K	
Gateways • Major transit nodes	Arterial or main roads in central activity areas of capital city	High traffic volume Moderate to low pedestrian volume	P1-P3	Intensely urban High traffic volume Pedestrian and cyclist shared path Moderate to high pedestrian volume		
Malls, plazas, forecourts • Forrest Place • Hay Street Mall • King Square Mall • Murray Street Mall • Northbridge Piazza • Yagan Square	Pedestrian zone with loading access to some properties	High pedestrian volume Low traffic volume	P6-P8	Primarily pedestrian activity zone Primarily pedestrian destination Service, emergency vehicle road only	3000K	RA75

FIGURE 13: STREET LIGHTING ARRANGEMENT

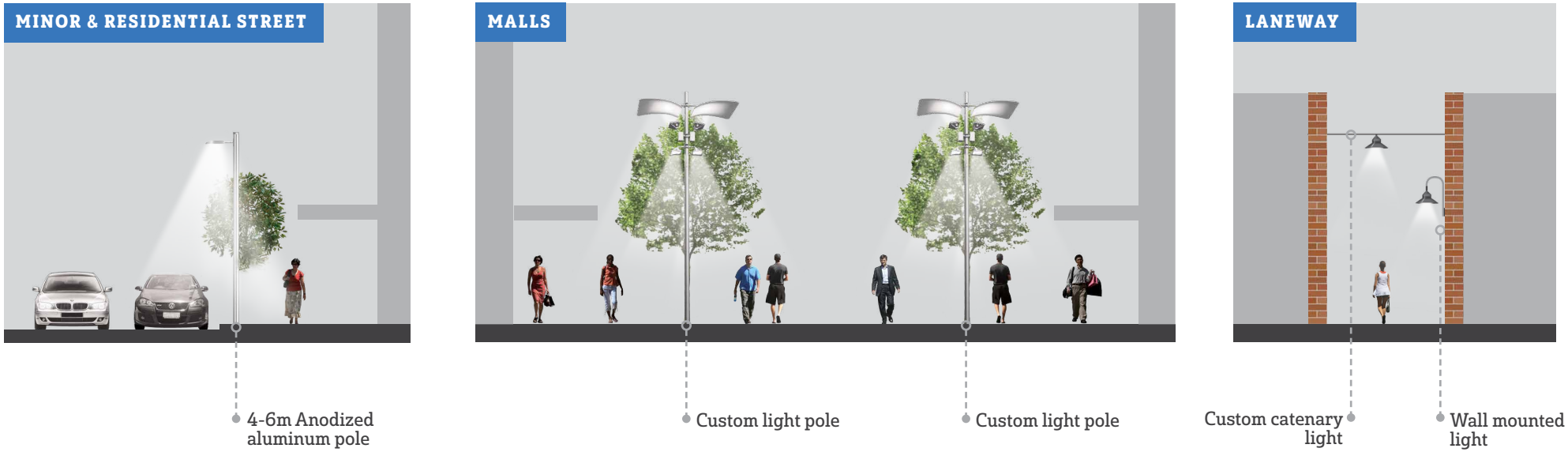

TABLE 1: LIGHTING VALUES FOR CITY STREETS AND AREAS

	ASNZS 1158.3.1:2005				
Area-wide treatments	**Road/pathway Category**	**Operating characteristics Category V**	**Vehicle/ pedestrian lighting subcategory**	**Operating characteristics Category P**	**Light Solution**
Pathways	**Vista feature pathway adjacent to river foreshore** • Riverside Drive		P2	High pedestrian/cycle traffic only Medium risk of crime High need to enhance prestige Need to mitigate spill light into river applicable Impact on sightlines & amenity from adjoining properties	Bollard Luminaire
	Pathway adjacent to river foreshore • A.J. Abraham Reserve • Swan Brewery		P3	High pedestrian/cycle traffic only Low risk of crime High need to enhance prestige Need to mitigate spill light into river applicable Impact on sightlines & amenity from adjoining properties	Bollard Luminaire Pole Top Luminaire
	Pathway adjacent to road • Mounts Bay Road to Swan Brewery • Mounts Bay Road Swan Brewery to Riverside Drive (Narrows Bridge) • Riverside Drive (Narrows Bridge) to Elizabeth Quay		P2	High pedestrian/cycle traffic only Medium risk of crime High need to enhance prestige Need to mitigate spill light into river applicable Impact on sightlines & amenity from adjoining properties	Pole Top Luminaire
	Pathway through parkland • A.J. Abraham Reserve to Mounts Bay Road • Riverside Drive • East Perth Causeway Bridge to Victoria Gardens • East Perth Claisebrook Cove to Windan Bridge		P2	High pedestrian/cycle traffic only Medium risk of crime High need to enhance prestige Impact on sightlines & amenity from adjoining properties	Bollard Luminaire

Efficient use of lighting, J H Abrahams Reserve, Crawley/Nedlands

TABLE 1: LIGHTING VALUES FOR CITY STREETS AND AREAS

	ASNZS 1158.3.1:2005					
Localised treatments	**Road/pathway Category**	**Operating characteristics Category**	**Vehicle/ pedestrian lighting subcategory**	**Operating characteristics Category P**	**Correlated Colour Temperature**	**Colour Rendering Index (min.)**
Pedestrian cross overs		Pedestrian	P1-P2	Pedestrian road crossings	3000-4000K	RA75
Facade and monument lighting					2700-4000K	RA75
Parks – walking and bike paths		Mixed or separate pedestrian and bicycle traffic	P1-P4	Pedestrian or cycle orientated pathway	3000-4000K	RA75
Parks – planted areas					3000-4000K	RA75
Parks – recreational areas		Refer to AS 2560 Sports Lighting			3000-4000K	RA85

Planted areas enhancement lighting, Hibernian Place, Central Perth

2.6 LIGHT FITTINGS AND INFRASTRUCTURE

2.6.1 STANDARD POLES AND FITTINGS

A key principle of the Lighting Framework is to use a limited range of poles, luminaires, lamp types and light colours – each matched to a specific situation and used consistently wherever that situation occurs. This will add cohesion to the urban landscape, and articulate hierarchies of major and minor routes. It also ensures that the infrastructure can be managed efficiently and maintained to a high standard. Most public lighting in the City of Perth should be provided using existing approved standards.

This section provides an overview of approved standards. Further details for each fitting are provided in the City of Perth's Design and Construction Notes, which are available online at ***https://www.perth.wa.gov.au/develop/building-and-works/building-and-construction-notes***.

Much of the existing street lighting in Perth uses conventional steel poles supplied by Western Power. These do not enhance the city's image and their removal is a priority in high activity areas. As a replacement, the City of Perth's multi-function pole (MFP) has been developed to provide a consistent lighting aesthetic and to reduce clutter by integrating services including a range of luminaires, traffic signals, mobile phone transceivers, banners, street name signs, etc. They also allow high-level vehicular road lights and low-level pedestrian lights to be mounted on the same pole.

Except in particular exceptions where 'non-standard' fittings are specified, the multi-function pole is the standard for all new or replacement light poles in city avenues, boulevards and major streets, with three different height options to suit different street widths.

Multi-function light poles Barrack St, Central Perth

FIGURE 14: STANDARD CITY POLES

Luminaires and fixtures are to be colour matched to pole.
Pole footings should be lowered to accommodate paving up to pole or concealed by turf or mulch in landscaped areas.
All 'Smart Infrastructure' or telecommunications infrastructure must conform with guidelines in the City's future Smart City Framework.

4M MULTI-FUNCTION LIGHT POLE

Where:
- Boulevard pedestrian lighting

CCTV MULTI-FUNCTION POLE*

Where:
- City wide
  *Only to be installed when CCTV cannot be included on an existing or proposed light pole.

5M MULTI- FUNCTION TRAFFIC POLE

Where:
- Signalised traffic signals

6.5M MULTI-FUNCTION LIGHT POLE

Where:
- Avenues
- Major streets

12M MULTI-FUNCTION LIGHT POLE

Where:
- Boulevards
- Scenic drives

Retrofitted steel poles to be painted 'Dulux Ferrodor 810 : St Enoch Grey'

4M CIRCULAR ANODISED ALUMINIUM POLE

Where:
- Parks
- Foreshores
- Pedestrian share path
- Minor and residential streets

6M CIRCULAR ANODISED ALUMINIUM POLE

Where:
- Minor and residential streets

3.5M ANODISED ALUMINIUM POLE

Where:
- Parks
- Minor and residential streets

3.5M STAINLESS STEEL LIGHT POLE

Where:
- Pedestrian amenity areas within streetscapes

BOLLARD LIGHT

Where:
- Parks
- Foreshores
- Public open space

WALL MOUNTED LIGHT ON CUSTOM BRACKET

Where:
- Laneways

TABLE 2: POLE ATTACHMENTS, LUMINAIRES AND ACCESSORIES

ATTACHMENTS \ POLE	4m MFP	CCTV MFP	5m Traffic MFP	6.5m Light MFP	12m Light MFP	4m Aluminium Light Pole	6m Aluminium Light Pole	3.5m Aluminium Light Pole	3.5m Stainless Steel Light Pole
Pole Base Internal diameter (mm)	150	150	150	200	250	120	150	120	102
5G Small Cell				●	●	●	●		
City Public Wifi Gateway	●	●		●	●	●	●		
City LoRa Gateway				●	●	●	●		
City CCTV	●	●		●	●	●	●		
Signage & Wayfinding	●			●	●	●	●		
City General Power Outlet	●	●		●	●	●			
Bike Rack	●			●	●				
Banners				●	●				
MRWA CCTV, Traffic Lights, Pedestrian Sensors, MRWA Signage			●	●	●				

Note: All attachments made to Multi-function Poles (MFP) will require MFP brackets. The attachments listed here are commonly used across the city.

LUMINAIRES \ POLE	4m MFP	CCTV MFP	5m Traffic MFP	6.5m Light MFP	12m Light MFP	4m Aluminium Light Pole	6m Aluminium Light Pole	3.5m Aluminium Light Pole	3.5m Stainless Steel Light Pole
Philips Roadstar small GEN 2 CAT NO GPLS-32L700NW-G2-R2M-UNV-DALI-RCD7-PH9-GY3				●					
Philips Roadstar medium GEN 2 CAT NO GPLM-96L700NW-G2-R2M-UNV-DALI-RCD7-PH9-GY3					●		●		
iGuzzini Archilede HP HP CAT No. ED36 ST1.2 RAL7047 RAL 7047 TELEGRAU (MATT FINISH)	●			●		●	●		
Kim Ouro LED UR20 SERIES WITH 7 PIN CAP AND DALI DRIVER RAL 7047 TELEGRAU (MATT FINISH)						●		●	
iGuzzini Twilight Bilbao CAT NO. BY93 - GREY 15									●
iGuzzini Woody Spotlight CAT NO. BU82 WITH REMOTE DRIVER FIXED VIA 2 x 875MM OUTREACH ARM CAT NO. B592				●	●	●	●		●

ERCO Midipoll ERCO 33310.099 RAL 9006 (METALLIC FINISH)	**Bollard**
WE EF ASP530 LED	**Wall Mounted Light**

Note: Luminaires are to be City's standard (listed above) or approved equivalent.
Spotlight to be used for banner lighting or to provide additional lighting.

2.6.2 SUPPLY AND CONTROL SYSTEMS

Basic cabling and control systems

The following items should be considered:

- Consider cabling requirements for each area holistically and develop a master cabling and control strategy that addresses:
  - Current and future control requirements
  - Possible reuse of existing electrical infrastructure
- Do not use overhead wiring except where part of an approved catenary-supported lighting system, or during short-term events.
- Group fixtures by type and locations under similar conditions, for example:
  - Separate circuits for functional and decorative lighting
  - Separate control of roadway and pedestrian lights
  - Separate control for special use areas that are used only sporadically, such as sports courts
  - Separate circuits for fittings in sunlit and consistently shaded areas
- Use on-off and dimming controls to optimise lighting levels to suit uses and reduce running costs, including:
  - Astronomical time clock controller (sunset switching)
  - 'Set and forget' controls to fine-tune lighting levels for the site
  - Dynamic controls allowing adjustments to suit special occasions
- Use open access control technology where practical to automate control and establish maintenance requirements.
- Provide for temporary event lighting in appropriate locations, for example:
  - Lighting colour change(s)
  - Flexibility to isolate and stage-switch certain elements

Smart control systems

As technology improves, the City of Perth may choose to implement 'smart controls' to enable greater flexibility in lighting level adjustments. The following should be considered to support options for smart controls:

- Smooth 0%-100% dimming
- Dynamic control for special lighting elements and events
- Compatibility with varied lighting types including colour tuning
- Asset metering and condition monitoring
- Maintenance notification and scheduling
- Automated alerts and communication with smartphones
- Public data broadcasting capability, for example, about parking availability, traffic conditions, weather, and emergency service route assistance
- Compliance with communications standards
- Wireless capability for transference of data and dimming control
- Level of automated functionality
- Sensor connectivity and compatibility
- Scalability and expandability
- Network infrastructure requirements
- Use of central management software
- Easily understood and operated central management user interface
- Direct customer-owned server hosting
- Cloud backup facility

Integrating enhancement lighting onto standard poles, Hay St, Central Perth

2.6.3 DURABILITY, MAINTENANCE AND ASSET LIFE

Durability and maintenance provisions

- Ensure that materials and designs of luminaires, brackets and control gear will withstand environmental conditions of the site.
  - IP Ratings must be at least IP54 for elements in sheltered locations, and IP65 for any electrical components exposed to weather.
  - Elements exposed to weather must be of corrosion resistant materials including stainless steel or anodised aluminium, or treated with durable corrosion-resistant finishes.
- Select and locate fittings to minimise vandalism and ensure resistance to malicious damage.
  - Mount luminaires at heights that limit potential public access.
  - Use concealed and tamper-proof fixings.
- Support ease of maintenance.
  - Locate units, control gear and switches in public space where they are accessible for maintenance personnel.
  - Ensure that fittings at height are accessible with conventional cherry pickers or scissor-lifts. On steep slopes and where features such as sensitive plantings or heavy traffic limit access, locations should be carefully considered to ensure they can be maintained.
  - Use electrical industry standard locking devices.
- Locate cabinets to be accessible for maintenance but where they do not limit other uses of a space.
- Practice proactive asset maintenance.

Asset life and renewal

Lighting infrastructure does not last forever.

In addition to wear, weathering and aging of parts, technological advances are likely to make light fittings obsolete. This has certainly been the case in recent years and there have been significant developments improving efficiency and performance. Mercury-vapour and high-pressure sodium lamps that were once standard for most public lighting are now antiquated, and even relatively recent developments such as halogen lamps have been superseded. LEDs and other technologies such as plasma lamps have been developed into viable options with notable economic and environmental benefits.
A variety of lighting effects are now possible or more affordable than they were in the past, and new options are available in the shapes and sizes of fittings.

Despite these advances, lighting technologies are expected to continue evolving.

- Use up-to-date technologies.
- Where possible, design power supply and control systems that can be upgraded easily to take advantage of technological improvements.
- Design lighting systems to allow for their potential future decommissioning and removal without requiring reconstruction of other assets.

Consider whole of life waste management when selecting lamps and luminaires.

Uplighting trees using pole mounted luminaires, Murray St, Central Perth

2.7 DESIGN AND APPROVAL PROCESSES

2.7.1 PREPARING A LIGHTING PLAN

All projects that involve lighting of the public realm, and private lighting-related designs that interface with the public realm, are to be submitted to the City of Perth for review and approval.

In preparing lighting plans, it is important to engage a qualified and impartial professional. Advice should be sought from designers who are not manufacturers' or distributors' representatives. The latter will have useful information and advice about their products, but their products may not be the best fit for the project.

Good public lighting design also requires professional expertise in public space design, not just illumination standards and techniques. Lighting designs should be developed collaboratively with lighting engineers, urban designers, landscape architects, architects, and artists as appropriate to the space and project.

To support approvals, it helps to use illustrations that communicate the design concept to all parties. Accurate representations of proposed lighting effects including colour, beam angle, light wash and shadows can be made using illuminated models, sketches and computer modelling.

On-site testing or demonstration of lighting may also be appropriate. Very slight variations in lighting angles, colour temperature and intensity can sometimes have significant impacts, especially on textured or modelled surfaces of buildings, artworks or other features.

Public lighting that is attached to adjacent privately owned walls and structures must adhere to current fire regulations and seek all relevant approvals and certifications.

Approval of lighting plans

Lighting plans submitted for approval must clearly demonstrate:

- Support for focus areas, objectives, and performance criteria in this framework.
- Compliance with all relevant statutory requirements.
- Coordination of the lighting design with the general site design, architectural design, etc.
- Support for traffic and access requirements including clearances from swept paths for turning vehicles, offsets from kerb lines to protect infrastructure from damage, and maintenance of safe view lines.
- Coordination with other elements of the public realm including trees, furniture, signage, stormwater pits, and other service pits and covers.
- Coordination with nearby sites and consideration of the total lighting effect in the area, including consistency with planned changes that may affect the performance or perception of lighting on the site.

Approval of non-standard fittings

Where the City of Perth will be responsible for management and maintenance of lighting infrastructure, and where poles, luminaires or other elements are proposed that are not approved City of Perth standards, the documentation must include (in addition to the above):

- Details of all components, including:
  - Energy efficiency and source efficacy
  - Form, size, appearance and integration with its setting
  - Lighting control possibilities
  - Material durability and corrosion resistance of all parts
  - Colour, finish and consistency with City of Perth standards
  - Asset life, maintenance requirements, and lifecycle costs; lamps and fittings must have a verifiable minimum life of three years
- Photometric performance details are to be provided for all luminaire types; if a newly designed luminaire is proposed, photometric testing is required and a report documenting the results is to be submitted.
- Structural engineering design documentation and calculations may be required for poles and their footings.
- If an existing commercial product, provide:
  - Report on the quality of material and company track record
  - Warranty details
  - Contact details of the manufacturer and local suppliers
  - Report on the availability of supplies for replacement parts

As-built documentation and operation manuals

Documentation supporting the long-term management and maintenance of lighting infrastructure is required as a part of the handover of projects. This must include as-built drawings showing the lighting design, supply and control system.

An operation and maintenance manual must also be provided for each project. This should address:

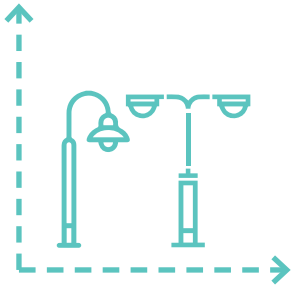

Lighting unit specifications



Manufacturer and/or supplier contact information for supply of replacements or replacement parts

Access and installation details

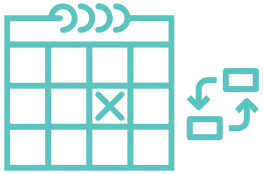

A luminaire maintenance and lamp replacement schedule

Procedures for possible future decommissioning, removal and disposal

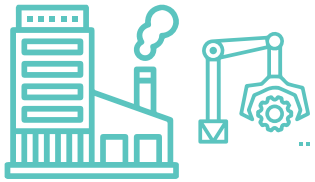

Works required for making good

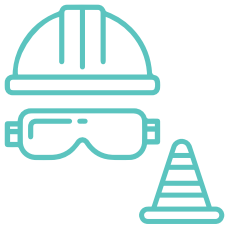

Any appropriate safety warnings for handling

2.8 END MATTER

2.8.1 GLOSSARY

Blue-white light: See Colour temperature or CCT

Catenary lighting: A lighting system where the luminaires are suspended from overhead wires (catenaries), which are fixed via brackets to adjoining buildings.

Colour temperature or Correlated Colour Temperature (CCT): The colour of a light source measured in degrees Kelvin (K). Blue-white or cool white indicates a high CCT, for example, 4000K. White light indicates a CCT of at least 3700K. Yellow or warm-white indicates a CCT of 2000K or less.

Colour rendering or Colour Rendering Index (CRI): The degree to which natural colours can be perceived under artificial light. CRI 100 means colours appear as they would in daylight. With a CRI less than 30, colours will be distorted and difficult to recognise. A CRI of 80 or above is generally acceptable for outdoor lighting. CRI relies on the total spectrum of light emitted by a source, and does not indicate its apparent colour. The impact of CCT can be related to CRI (an obviously coloured light will have a lower CRI than a 'white' light) but they are different measures. Different lamps with the same CCT rating can have significant differences in CRI ratings.

Cool-white light: See Colour temperature or CCT

Down-lighting: Lighting that is directed down onto spaces or features from elevated sources.

Enhancement lighting: Decorative or promotional lighting beyond functional needs. Enhancement lighting includes 'accent' lighting of small details as well as extensive installations that illuminate entire structures.

Floodlighting: Lighting using indiscriminate illumination of whole spaces, buildings or other objects.

Functional lighting: The basic level of illumination required to provide a safe environment that supports its intended use.

Full cut-off lanterns: A lantern designed to conceal its light source from most viewing angles, by housing lamps completely inside the fitting.

Glare: The discomfort or impairment of vision experienced because of an acute contrast between light and dark. When bright spots are viewed against darker areas, the latter appears darker yet because of the contrast.

Illumination: The amount of light falling on a given surface. The correct technical term for illumination is 'illuminance'. It is measured in units called 'lux'.

Impact protection rating (IK Rating): A rating of how well electrical enclosures are protected against mechanical impacts, ranging from IK00 (no protection) to IK10, which protects against impacts of up to 20 joules.

Ingress protection rating (IP Rating): A rating of how well electrical enclosures are sealed against moisture and intrusion of foreign bodies such as fingers, tools, insects and dirt. IP ratings are in two digits: the first indicates protection from intrusion, and the second moisture protection. IP11 offers no protection; IP79 means a dust-tight seal with protection from prolonged immersion in water under pressure.

Lamp: A light source. Commonly referred to as a 'light bulb' or 'light globe'.

Lantern: A light fitting that houses a lamp. Also referred to as a 'luminaire'.

LED: Light-emitting diode; a type of lamp.

Legibility: The degree to which people can 'read' their environment, interpret what they see, and get useful information. It is particularly used to mean how well the urban environment helps people to find their way around.

Luminaire: See Lantern

Lux: A unit of measurement for the amount of light that reaches a given location (distinct from the total light emitted from a given lamp, or the power it uses).

Obtrusive light: Light with negative environmental impacts, including nuisance to pedestrians and the occupants of nearby properties. This may result from the intensity or direction of illumination.

Public lighting: The provision of lighting in public spaces to provide a safe and comfortable night environment.

Semi cut-off fitting: A lantern from which a lamp partially protrudes, so the light source is visible. Semi cut-off fittings allow light to fall over a relatively broad area, so they can be spaced widely. However they allow less control over the distribution light than full cut-off fittings, can be a source of glare, and can result in much of the light generated being wasted and emitted in a skyward direction.

Sky glow or light pollution: The unnaturally bright night sky caused by artificial light that shines or is reflected upwards and scatters in the atmosphere. Sky glow hinders astronomers' work and diminishes everyone's awareness of the stars and other celestial phenomena. It can also disturb birds and other wildlife.

Spill: Light that misses its target. It represents wasted energy, contributes to sky glow, and may cause a nuisance to observers. Also referred to as 'stray' light.

Up-lighting: Lighting that is directed upwards onto buildings, trees or other features from low-level sources.

Warm-white light: See Colour temperature or CCT

Watt: A unit of electrical power

White light: See Colour temperature or CCT

Yellow light: See Colour temperature or CCT

2.8.2 ABBREVIATIONS

CCT: Correlated Colour Temperature (see glossary)

CRI: Colour Rendering Index (see glossary)

IK: IK Rating (see glossary)

IP: IP Rating (see glossary)

K: Degrees Kelvin

LED: Light-emitting diode (see glossary)

Northbridge Piazza, Northbridge

2.8.3 REFERENCES

City of Perth references

An Urban Design Framework: A vision for Perth 2029

Economic Development Directions Paper (Previously known as Economic Development Strategy 2010)

Environment Strategy 2015-2031

Heritage Plan (2004)

Infrastructure – Light Assets (2015/16)

Lighting Strategy (draft for public consultation, 2014)

Our Walkable City initiative

Public Art Strategy (2015)

Safe City Strategy 2016-2020

City of Perth Strategic Community Plan 2019-2029

Towards an Energy Resilient City – Strategic Directions Paper

Urban Forest Plan 2016-2036

External stakeholder references and related documents

New Northbridge Masterplan – Metropolitan Redevelopment Authority

Perth City Link – Metropolitan Redevelopment Authority

Yagan Square – Metropolitan Redevelopment Authority

Riverbank – Metropolitan Redevelopment Authority

East Perth Powerstation Project – Metropolitan Redevelopment Authority

Claisebrook Village redevelopment – Metropolitan Redevelopment Authority

Swan River Pedestrian Bridge – State Government of Western Australia

Australia National Trust Vision Study 2015

East End Precinct document 2016

City of Perth Act 2016

Key stakeholders

Stakeholders consulted or considered in preparation of the Lighting Strategy, Lighting Masterplan and Lighting Design Guide on which this document is based include:

- Metropolitan Redevelopment Authority
- Western Power
- Western Australian Planning Commission
- State Heritage Offices and other heritage agencies
- Main Roads Western Australia
- Department of Biodiversity, Conservation and Attractions
- Disability and access groups
- City residents and business owners
- Property owners and representatives
- Botanic Gardens and Parks Authority
- Community Liaison Unit, Western Australian Police
- Crime prevention and monitoring agencies
- Tourism WA
- City of South Perth
- City of Nedlands
- City of Subiaco
- City of Vincent
- Town of Victoria Park

APPENDICES

APPENDIX 1: LIGHTING VALUES AROUND PERTH WATER

	ASNZS 1158.3.1:2005				
Area-wide treatments	**Road/pathway Category**	**Operating characteristics Category V**	**Vehicle/ pedestrian lighting subcategory**	**Operating characteristics Category P**	**Light Solution**
Pathways	**Vista feature pathway adjacent to river foreshore** • Causeway Bridge to Department of Water and Environment • Ellam Street to Mends Street Jetty • Mends Street Jetty to Millers Pool		P2	High pedestrian/cycle traffic only Medium risk of crime High need to enhance prestige Need to mitigate spill light into river applicable Impact on sightlines & amenity from adjoining properties	Bollard Luminaire Pole Top Luminaire
	Pathway adjacent to river foreshore • Windan Bridge to Marathon Club • Causeway Bridge to Department of Water and Environment • Department of Water and Environment		P3	High pedestrian/cycle traffic only Low risk of crime High need to enhance prestige Need to mitigate spill light into river applicable Impact on sightlines & amenity from adjoining properties	Bollard Luminaire Pole Top Luminaire
	Pathway adjacent to road • Marathon Club		P2	High pedestrian/cycle traffic only Medium risk of crime High need to enhance prestige Need to mitigate spill light into river applicable Impact on sightlines & amenity from adjoining properties	Pole Top Luminaire
	Pathway through parkland • Marathon Club to Causeway Bridge • Department of Water and Environment to Ellam Street		P2	High pedestiran/cycle traffic only Medium risk of crime High need to enhance prestige Impact on sightlines & amenity from adjoining properties	Bollard Luminaire

Pedestrian shared path along Mounts Bay Road, Crawley/Nedlands

APPENDIX 2: SELECTION CRITERIA FOR LIGHTING AROUND PERTH WATER

This check list is to assist in the specification of light fixtures that address design principles and considerations adjacent to Perth Water.

Bollard Luminaire

Lamp	☐ LED
Colour temperature	☐ 3000K
Lamp life	☐ Min 50,000 Hours
Optical distribution	☐ Assymetrical ☐ Symmetrical
Glare control	☐ Full cutoff
IP Rating	☐ IP66
IK Rating	☐ IK10
Lighting control	☐ Astro rex timer ☐ Dali
Material	☐ Aluminium
Installation type	☐ Concrete foundation
Shape	☐ Round ☐ Square
Typical mounting height	☐ 1-2m
Finish	☐ Powder coated ☐ Silver colour
Warranty	☐ Min 5 years
Product supply/ availability	☐ Perth representation ☐ Max 12 weeks lead time ☐ 10 year product line

Pole & Post Top Luminaire

Lamp	☐ LED
Colour temperature	☐ 3000K
Lamp life	☐ Min 100,000 Hours
Optical distribution	☐ Assymetrical ☐ Symmetrical ☐ Road/Pathway
Glare control	☐ Full cutoff
IP Rating	☐ IP66
IK Rating	☐ IK10
Lighting control	☐ Astro rex timer ☐ Stepped dimmed ☐ Dali ☐ Nema Socket
Pole material	☐ Anodised aluminium ☐ Stainless steel ☐ Hot dip galvanised steel
Typical mounting type	☐ 3-4m
Installation type	☐ Concrete foundation ☐ Nail footing
Finish	☐ Powder coated ☐ Silver colour
Warranty	☐ Min 5 years
Product supply/ availability	☐ Perth representation ☐ Max 12 weeks lead time ☐ 10 year product line

Pole & Pole Mounted Luminaire

Lamp	☐ LED
Colour temperature	☐ 3000K
Lamp life	☐ Min 100,000 Hours
Optical distribution	☐ Assymetrical ☐ Symmetrical ☐ Road/Pathway
Glare control	☐ Full cutoff
IP Rating	☐ IP66
IK Rating	☐ IK10
Lighting control	☐ Astro rex timer ☐ Stepped dimmed ☐ Dali ☐ Nema Socket
Pole material	☐ Anodised aluminium ☐ Stainless steel ☐ Hot dip galvanised steel
Typical mounting type	☐ 4-6m
Installation type	☐ Concrete foundation ☐ Nail footing
Finish	☐ Powder coated ☐ Silver colour
Warranty	☐ Min 5 years
Product supply/ availability	☐ Perth representation ☐ Max 12 weeks lead time ☐ 10 year product line

Area Luminaire

Lamp	☐ LED
Colour temperature	☐ 3000K
Lamp life	☐ Min 50,000 Hours
Optical distribution	☐ Symmetrical narrow ☐ Symmetrical wide ☐ Symmetrical flat
IP Rating	☐ IP66
IK Rating	☐ IK10
Lighting control	☐ Astro rex timer ☐ Dali
Pole material	☐ Anodised aluminium ☐ Stainless steel ☐ Hot dip galvanised steel
Installation type	☐ Concrete foundation ☐ Nail footing
Finish	☐ Powder coated ☐ Silver colour
Warranty	☐ Min 5 years
Product supply/ availability	☐ Perth representation ☐ Max 12 weeks lead time ☐ 10 year product line

Spot Light Luminaire

Lamp	☐ LED
Colour temperature	☐ 3000K
Lamp life	☐ Min 50,000 Hours
Optical distribution	☐ Symmetrical narrow ☐ Symmetrical wide ☐ Symmetrical flat
IP Rating	☐ IP66
IK Rating	☐ IK10
Lighting control	☐ Astro rex timer ☐ Dali
Pole material	☐ Anodised aluminium ☐ Stainless steel ☐ Hot dip galvanised steel
Installation type	☐ Concrete foundation ☐ Nail footing
Finish	☐ Powder coated ☐ Silver colour
Warranty	☐ Min 5 years
Product supply/ availability	☐ Perth representation ☐ Max 12 weeks lead time ☐ 10 year product line

Pole

Pole height	☐ 3m ☐ 4m ☐ 6m
Pole shape	☐ Round ☐ Tapered circular
Pole material	☐ Anodised aluminium ☐ Stainless steel ☐ Hot dip galvanised steel
Installation type	☐ Concrete foundation ☐ Nail footing

City of Perth

27 St Georges Terrace, Perth, Western Australia
GPO Box C120 Perth, Western Australia 6839

Phone +61 8 9461 3333 Facsimile +61 8 9461 3083
Email info.city@cityofperth.wa.gov.au
Website www.cityofperth.wa.gov.au
ABN 83 780 118 628

16.10 Review of Community Waste Services Policy

Responsible Officer	Michael Foley, Acting General Manager Infrastructure and Operations Alliance
Voting Requirement	Simple Majority
Attachments	Attachment 16.10A - Community Waste Services Policy Discussion paper Attachment 16.10B - Current Community Waste Services Policy

Purpose

To present the review the Community Waste Services Policy for consideration.

Recommendation from the Policy Committee

That Council:

1. REVOKES the Community Waste Services Policy as outlined in Attachment 16.10B.

2. ENDORSES the development of a Waste Local Law to replace the Community Waste Services Policy as part of the review of the *Health Local Law 2000*.

Background

1. At its meeting held on 3 November 2020, Council endorsed the establishment of a Policy Committee to review all Council Policies by 1 September 2021. Subsequently, The City of Perth Community Waste Services Policy is scheduled for review at the February Policy Committee Meeting.

2. The existing Community Waste Services Policy adopted in 2018 replaced several individual waste policies. The 2018 policy acknowledges the need for an efficient and sustainable collection service contributing to increased recovery and diversion, improved environmental and public health and operational outcomes for all stakeholders.

3. The policies application applies to the collection of residential, commercial, corporate (CoP), event and public place waste within the City's local government area.

4. A review of the Policy identified several information gaps due to new developments in waste management since its adoption, including, additional waste generators receiving waste collections, participation in new waste services such as Containers for Change and participation in the States proposed three bin service (FOGO).

Discussion

5. The opportunity exists to develop an enforceable Waste Local Law to replace the Community Waste Services Policy. The Waste Local Law would include coverage of all waste services and enable the appropriate management of contentious waste issues. Currently waste laws are contained in the *Health Local Law 2000.* However, as this local law is made under the *Health (Miscellaneous Provisions) Act 1911* it can be difficult to enforce. This is because there is no ability to issue infringements which means any breach must be prosecuted, the penalty at prosecution is a maximum of $1000. Given a prosecution is required to enforce the law and the maximum penalty is $1000 it makes it ineffective to pursue enforcement action.

6. The State Waste Avoidance and Resource Recovery Strategy (Waste Strategy) includes a headline strategy to "implement local government waste plans, which align local government waste planning processes with the Waste Strategy"

7. In 2020 the Department of Water and Environmental Regulation (DWER) Chief Executive Officer (CEO) exercised his powers under section 40(4) of the *Waste Avoidance and Resource Recovery Act 2007* (WARR Act), by written notice (CEO notice), to require local governments to develop a Waste Plan. The deadline to submit a Council endorsed Waste Plan to DWER is 31 March 2021. The City's DRAFT Waste Plan was considered and endorsed by ELT in December 2020 and will be provided in a report to Council for consideration at the February ordinary council meeting.

8. The City's draft Waste Plan developed within the Departments on-line template consists of two parts:
   a. Part 1 – Service and performance, identifies the City's performance in relation to three objectives of the Waste Strategy (Avoid, Recover and Protect). It also identifies major waste management

challenges for the City and establishes an evidence base to inform decision making and target setting when developing. Service and performance data is reported by the City to DWER annually.

b. Part 2 – Implementation Plan, outlines the actions the City will take to contribute to the achievement of the waste strategy targets and objectives. The implementation Plan encapsulates the development of a Waste local law.

9. The City's DRAFT Waste Plan includes as a recommended action the development of a Waste Local Law. As such the Waste Plan is considered to supersede the requirement for a Community Waste Services Policy.

10. An audit of Local Governments identified that the City of Joondalup, City of Stirling, City of Wanneroo and City of South Perth have Waste Local Laws Gazetted.

11. Section 61 of the WARR Act provides Local Governments with the power to make Local Laws so that it can perform its functions under the WARR Act. Section 64(2) of the WARR Act states that a Local Law may be made for all or any of the following purposes:

a. the provision and administration of waste services and related matters
b. the establishment, provision, use and control of receptacles for the deposit and collection of waste, whether temporary or otherwise
c. if a local government itself undertakes or contracts for removal of waste from premises, imposing on the owner or occupier of the premise's requirements in connection with the removal so as to facilitate the removal, and prescribing the manner in which the requirement is to be complied with
d. if a local government or the holder of a waste collection permit does not itself undertake or contract for removal of waste from premises, imposing on the owner or occupier of the premises a requirement to remove waste from the premises, and prescribing the manner in which the requirement is to be complied with
e. if a local government itself undertakes or contracts for the removal of waste, requiring the waste to be placed in waste receptacles provided by the local government
f. prescribing intervals at which the contents of the receptacles will be removed by a local government
g. requiring the temporary placing of waste receptacles in streets or lanes by owners or occupiers of property for collection of waste, and requiring the replacement of the receptacles on the property
h. providing for the maintenance by owners and occupiers of waste receptacles provided by a local government
i. providing for the issue of approvals to collect local government waste and remove it from premises
j. fixing fees and charges in relation to waste services provided by a local government and the issue of approvals under paragraph (i) and prescribing the persons liable and the method of recovery of amounts not duly paid.

Stakeholder Engagement

17. Waste and Cleaning (WAC) Team
18. Department of Water and Environmental Regulation (DWER)
19. Domestic and commercial stakeholders

Decision Implications

20. Due to the current Local Law review plan, it is unlikely that a Waste Local Law could be developed within the next six months but would occur as part of the review of the *Health Local Law 2000*.

Strategic, Legal and Policy Implications

Strategic	
Strategic Community Plan Aspiration:	**Planet**
Strategic Community Plan Objective:	3.2 A per capita reduction in the consumption of energy and water and generation of waste within the corporation and throughout all city precincts
Issue Specific Strategies and Plans:	**Waste Avoidance and Resource Recovery strategy 2030**

Legal and Policy	
Legislation:	*Waste Avoidance and Resource Recovery Act 2007 (WARR Act 2007)* *Waste Avoidance and Resource Recovery Regulations 2008* *Local Government Act 1995*
Legal advice:	N/A
Policy	

Financial Implications

There are no direct financial implications relating to the recommendation within this report.

Relevant Documents

Waste Avoidance and Resource Recovery Strategy 2030 – CM 244798/20

Waste Avoidance and Resource Recovery Act 2007 (WARR Act 2007)

Further Information

Not applicable.

ATTACHMENT 16.10A

City of Perth

Discussion Paper

Community Waste Services Policy

Prepared by: Kylie Hughes - *12 January 2021*

Table of Contents

1. Executive Summary 3

2. Background and Context 3

2.1. Legislation 5

2.2. Alignment to Integrated Planning Framework 5

2.3. City of Perth Inquiry 5

2.4. External Directions - Industry / State Government Guidelines 6

3. Risks and Issues 6

4. Budget and Resource Implications 6

5. Key Discussion Items and Points of Clarification 6

1. Executive Summary

A review of the Community Waste Services Policy identified several information gaps due to new developments in waste management since its adoption, including, additional waste generators receiving waste collections, participation in new waste services such as Containers for Change and participation in the States proposed three bin service (FOGO).

The Policy provides information only, is not enforceable and therefore is ineffective in the management of waste issues.

The State Waste Avoidance and Resource Recovery Strategy (Waste Strategy) includes a headline strategy to 'implement local government waste plans, which align local government waste planning processes with the waste strategy'. The deadline to submit a Council endorsed Waste Plan to DWER is 31 March 2021. The City's DRAFT Waste Plan was considered and endorsed by ELT in December 2020 and will be provided in a report to Council for consideration at the February ordinary council meeting.

The City's DRAFT Waste Plan includes as a recommended action the development of a Waste Local Law. As such the Waste Plan and Waste Local Law is considered to supersede the requirement for a Community Waste Services Policy.

The benchmarking Waste Policy and Local Law documents included in Section 5 are examples of waste or waste related policies adopted in other Australian capital Cities and neighbouring Local Governments. An audit of Local Governments identified that the City of Joondalup, City of Stirling, City of Wanneroo and City of South Perth have Waste Local Laws Gazetted. Additionally, it was identified that the City of Stirling and City of Joondalup have no Waste Policy.

2. Background and Context

The development of a Waste Local Law would provide enforceable legislation and connection to the *Waste Avoidance and Resource Recovery Act 2007* which enables local governments to perform waste management services.

A waste Local Law provides the administration of waste services and waste related matters including the ability to infringe for illegal dumping, the provision, use and control of receptacles and the ability to fix fees and charges in relation to the provision of waste related services. A Waste Local Law template is available from the Western Australian Local Government Association (WALGA) and is highly likely to meet the expectation of the Joint Standing Committee.

In 2020 the Department of Water and Environmental Regulation (DWER) Chief Executive Officer (CEO) exercised his powers under section 40(4) of the *Waste Avoidance and Resource Recovery Act 2007* (WARR Act), by written notice (CEO notice), to require local governments to develop a Waste Plan. The City's DRAFT Waste Plan was considered and endorsed by ELT in December 2020 and will be provided in a report to Council for consideration at the February ordinary council meeting.

The DRAFT City of Perth Waste Plan developed with the Departments on-line template consists of two parts:

Part 1 – Service and performance, identifies the City's performance in relation to three objectives of the Waste Strategy (Avoid, Recover and Protect). It also identifies major waste management challenges for the City and establishes an evidence base to inform decision making and target setting when developing. Service and performance data are reported by the City to DWER annually.

Part 2 – Implementation Plan, outlines the actions the City will take to contribute to the achievement of the waste strategy targets and objectives. This includes the development of a Waste local law.

Section 61 of the WARR Act provides Local Governments with the power to make Local Laws so that it can perform its functions under the WARR Act.

Section 64(2) of the WARR Act states that a Local Law may be made for all or any of the following purposes —

> *a) the provision and administration of waste services and related matters;*
>
> *b) the establishment, provision, use and control of receptacles for the deposit and collection of waste, whether temporary or otherwise;*
>
> *c) if a local government itself undertakes or contracts for removal of waste from premises, imposing on the owner or occupier of the premises requirements in connection with the removal so as to facilitate the removal, and prescribing the manner in which the requirement is to be complied with;*
>
> *d) if a local government or the holder of a waste collection permit does not itself undertake or contract for removal of waste from premises, imposing on the owner or occupier of the premises a requirement to remove waste from the premises, and prescribing the manner in which the requirement is to be complied with;*
>
> *e) if a local government itself undertakes or contracts for the removal of waste, requiring the waste to be placed in waste receptacles provided by the local government;*
>
> *f) prescribing intervals at which the contents of the receptacles will be removed by a local government;*
>
> *g) requiring the temporary placing of waste receptacles in streets or lanes by owners or occupiers of property for collection of waste, and requiring the replacement of the receptacles on the property;*
>
> *h) providing for the maintenance by owners and occupiers of waste receptacles provided by a local government;*
>
> *i) providing for the issue of approvals to collect local government waste and remove it from premises;*
>
> *j) fixing fees and charges in relation to waste services provided by a local government and the issue of approvals under paragraph (i) and prescribing the persons liable and the method of recovery of amounts not duly paid.*

2.1. Legislation

Waste Avoidance and Resource Recovery Act 2007 (WARR Act 2007)
Waste Avoidance and Resource Recovery Regulations 2008
Local Government Act 1995

2.2. Alignment to Integrated Planning Framework

Strategic Community Plan

Aspiration:	**People, Performance, Place, Planet, Prosperity and Partnership**
Objective No.	**Description**
People 1.1	Safe, clean and inviting public places that are well patronized and enjoyed by all.
Planet 3.2	A per capita reduction in the consumption of energy and water and the generation of waste both within the corporation and throughout all city precincts.

Corporate Business Plan

CBP No.	**Operational Initiative Description**
CBP1.1	Cleaning & Presentation of the City
CBP3.2	Residential Verge Collection

Other related plans or policies:

Community Waste Services Policy 2018 (CM – 13481/21)

2.3. City of Perth Inquiry

Section	
No.	**Recommendation Description**
N/A	N/A

2.4. External Directions - Industry / State Government Guidelines

DWER, Waste and Avoidance Resource Recovery Strategy 2030 (CM – 244798/20)

3. Risks and Issues

If Council rescind the Community Waste Services Policy and a Waste Local Law is not developed within an appropriate timeframe, the City will be lacking a guidance document.

4. Budget and Resource Implications

The operations unit service plan 2020/21 includes $20k for Waste Plan operational actions.

5. Key Discussion Items and Points of Clarification

The benchmarking Waste Policy documents includes waste or waste related policies adopted in other municipalities.

Local Government and State	Waste Policy (Y/N)	Waste Management Plan/Strategy (Y/N)	Waste Local Law Gazetted (Y/N)
City of Perth (MRC)	**Y**	**Y**	**N**
City of Darwin, NT	Y	N	N/A
City of Sydney, NSW	Y	Y	N/A
City of Adelaide, SA	Y	Y	N/A
City of Melbourne, VIC	Y	Y	N/A
City of Brisbane, QLD	Y	Y	N/A
City of Vincent (MRC)	Y	Y	N

City of Joondalup, WA (MRC)	N	Y	Y (2017)
City of Stirling, WA (MRC)	N	N	Y (2010)
City of Wanneroo (MRC)	Y	Y	Y (2016)
City of South Perth (RRC)	Y	Y	Y (2017)

Examples of Waste Policy and Waste Local Law documents:

Local Government	Document Type	Link	CM number
City of Darwin	Policy	https://www.darwin.nt.gov.au/council/about-council/publications-and-forms/policy-no-054-waste-management	006508/2021
City of Sydney	Policy	https://www.cityofsydney.nsw.gov.au/policies/waste-policy	006507/2021
City of Adelaide	Policy	https://d31atr86jnqrq2.cloudfront.net/docs/policy-waste-recycling-services.pdf?mtime=20190524101433&focal=none	006510/2021
City of Stirling	Local Law	https://www.stirling.wa.gov.au/your-city/documents-and-publications/your-city/about-council/governance-and-transparency/local-laws/waste-management-local-law	006512/2021
City of Wanneroo	Policy	https://www.wanneroo.wa.gov.au/downloads/file/73/waste_management_services_policy	007808/2021
City of Vincent	Policy	https://www.vincent.wa.gov.au/documents/710/2211-waste-management	007824/2021

It is recommended that the Policy Committee recommend revoking the current policy and endorse the development of a Waste Local Law, as part of the review of the City's Health Local Law.

City of Perth

Council Policy Manual

Community Waste Services

Policy Objective

Waste collection is a critical service provided by the City. This policy recognises that an efficient and sustainable collection service contributes to improved environmental, public health and operational outcomes for the City, its residents and businesses.

Policy Scope

This policy applies to the collection of residential, commercial, event and public place waste within the City's local government area. It allows for collaboration opportunities outside of the City's local government area.

Policy Statement

The City is required by law to provide a waste collection service to all residents within the City's local government area.

The City's approach to waste collection services is a demonstration of its commitment to:

- Reducing waste, maximising recycling and avoiding landfill;
- Protecting the natural beauty, assets and visual appeal of the city;
- Providing exemplary customer services to community members;
- Improving and protecting public safety and health;
- Safe and efficient development;
- Assisting businesses to operate efficiently and therefore successfully.

Waste collection services can also extend to commercial organisations and when events are held, upon request to the City.

To meet diversion from landfill targets, the City regularly undertakes research into the different types and volumes of waste collected. Based on the results, the City can ensure these targets are met by providing appropriate waste collection streams, combined with appropriate disposal methods, maximising diversion from landfill.

An efficient waste collection service requires users of the service to understand their responsibilities. The City will make relevant information available to its community members to ensure they meet their waste disposal responsibilities.

The collection of waste is subject to strict health and safety conditions, in place to protect community members and employees. These conditions include the provision of a regular waste collection service, to ensure safe handling and prevent the accumulation of waste at residential and commercial premises, and in public spaces.

City of Perth

Council Policy Manual

Community Waste Services

Document Control Box							
Document Responsibilities:							
Custodian:	Manager Waste and Cleansing		**Custodian Unit:**	Waste and Cleansing			
Decision Maker:	Council						
Compliance Requirements:							
Legislation:	*Waste Avoidance and Resource Recovery Act 2007*						
Industry:	*Western Australian Waste Strategy: Creating the Right Environment March 2012* *Waste Authority Waste Strategy 2030: Western Australia's Waste Strategy (Draft) 2018*						
Organisational:	City of Perth Waste Strategy 2014-2024+ PR0566						
Document Management:							
Risk Rating:	Medium	**Review Frequency**:	Two Years	**Next Due:**	2020	**TRIM Ref:**	P1037096
Version #	**Decision Reference:**		**Synopsis:**				
1.	OCM 27/11/18		REVOKE 23.1; 23.2; 23.4 and 23.6. Combine into new 'Community Waste' policy. ADOPTED by Council November 2018.				
2.							

16.11 Review of Policies 22.6 Resident On Street Parking and 22.9 On Street Parking

Responsible Officer	Jayson Miragliotta, General Manager Planning & Economic Development
Voting Requirement	Simple Majority
Attachments	Attachment 16.11A - Policy 22.9 On Street Parking (Current) Attachment 16.11B - Policy 22.6 Residential On Street Parking (Current) Attachment 16.11C - Proposed Policy 3.1 On Street Parking Attachment 16.11D - Policy Review Discussion Paper – On Street Parking Attachment 16.11E - Guidelines for the use of Kerbside Space

Purpose

To present the review of Policy 22.9 On Street Parking and Policy 22.6 Residential On Street Parking for consideration.

Recommendation from the Policy Committee

That the Policy Committee recommends that Council REFER this item back to the Policy Committee at its March meeting.

Background

1. At its meeting held on 27 January 2009, Council adopted Council Policy 22.9 (On Street Parking) to guide the City's management of the various, and at times, conflicting community demands for on street (also known as kerbside) space and to ensure appropriate turnover of spaces for maximum user benefit.

2. Council Policy 22.6 – On Street Residential Parking was initially created in 1993.

3. The policy was amended at some point to expand permit parking areas and increase the permit allocation to one (1) per property regardless of off-street availability, historical records indicate that may have been in or around 2000.

4. In 2017/18, the Transport Unit and Parking Services undertook a review of on-street parking in response to the introduction of the *City of Perth Act 2016*.

5. Council, at its meeting held on 3 November 2020, endorsed the establishment of a Policy Committee to review all council policies by 1 September 2021.

Discussion

6. The updated policy has been streamlined significantly to provide greater simplicity and clarity. The updated policy provides a high-level document to govern the allocation and management of on street (kerbside) space across the City. The updated policy does not provide specific prescriptive technical requirements for the allocation and management of kerbside space on a street by street basis.

7. Likewise, the proposed policy includes provisions for the development of public guidelines to manage residential parking permits. The guidelines once drafted will undergo a period of community consultation to seek community feedback on how they believe residential permits should be managed in their neighbourhood.

8. The scope of the policy has been expanded to include the entire City of Perth local government area through the establishment of six kerbside parking zones. The division of the study area into zones has been revised from the four zones currently defined within Policy 22.9 (western, northern, central and eastern zones) to six zones. The new zones comprise:
    a. Central zone – area bounded by Mitchell Freeway, Roe Street, Victoria Avenue, Terrace Road, Riverside Drive and Geoffrey Bolton Avenue.
    b. Foreshore zone – Mounts Bay Road to west of the Swan Brewery site, Elizabeth Quay, Riverside Drive and Heirisson Island.
    c. Northern zone – area bounded by Mitchell Freeway, Newcastle Street, Lord Street and Roe Street.
    d. Eastern zone – area bounded by Graham Farmer Freeway, Lord Street, Victoria Avenue, Riverside Drive and the Swan River to the east.
    e. Western zone – area bounded by Thomas Street, Mitchell Freeway, Riverside Drive, Fraser Avenue and Kings Park Road.
    f. Southern zone – the suburbs of Nedlands and Crawley within the City of Perth.

9. The Kerbside Space Hierarchy has been revised so that the policy is in alignment with the City's strategic priorities. This includes recognition of sustainable transport modes and places for people as key priorities for the use of kerbside space. The hierarchy provides a decision making framework to balance the competing requirements for the use of limited kerbside space by prioritising different kerbside uses in different zones.

10. Much of the procedural and technical information has been removed and placed in a supplementary document, the 'Guidelines for the use of Kerbside Space' (the guidelines), which have been developed for internal use.

Stakeholder Engagement

11. Internal stakeholder consultation for the updated policy has occurred between Transport and Urban Design, Parking Services and Policy.

12. It is considered that localised consultation with Stakeholders including businesses and residents will be required as changes are made to the kerbside space. This should occur on a project by project basis as required.

13. Given the high community interest in residential parking permits it is proposed that this also be subject to public consultation.

Decision Implications

14. The proposed policy will enable greater integration of Transport planning and Parking Services. The new policy will improve the consistency and transparency of decision making relating to on-street parking.

15. If the policy is not adopted, the two new zones will not be introduced to extend the coverage of the existing Policy to the entire City of Perth local government area.

16. Community consultation for all residents regarding parking permits was last undertaken in 2003, this was before the 2016 boundary changes to include Nedlands Crawley. Changes to the issuance of permits without community consultation will most likely be met with negativity.

17. The Policies as they currently stand are not fit for purpose and do not allow for different permit options. The proposed policy provides a general framework for parking permits while allowing specific operational details to be included in public guidelines.

18. If Council were to revoke the policies immediately there would be no guidance in respect of residential parking permits. As such it is recommended to provide for revocation at the end of financial year, when the new guidelines can be in place.

Strategic, Legal and Policy Implications

Strategic	
Strategic Community Plan Aspiration:	Place – A well-planned and functional built form environment, promoting world class architecture, appreciation of heritage, diversity of land use and a sustainable, affordable and accessible integrated transport system.
Strategic Community Plan Objective:	2.4 - A connected and accessible city with well utilised and sustainable non-car transport options.
Strategic Community Plan Objective:	2.5 - A parking service model that meets community needs from a best value for money perspective and allows for additional community benefits.
Strategic Community Plan Aspiration:	Planet - A city that respects, protects and fosters its natural environment, embraces the principles of sustainability and acknowledges the impacts of our changing climate.
Strategic Community Plan Objective:	3.4 - Awareness, acknowledgement and effective response to the impacts of climate change and sea level rise on infrastructure in both the public and private realm.
Strategic Community Plan Aspiration:	Prosperity - A city with a diverse and resilient economy capitalising upon its unique competitive advantages and creative reputation, attracting sustainable investment in education, tourism, entertainment, commerce, technology and trade.
Strategic Community Plan Objective:	4.6 - Precincts that utilise their unique sense of place, local pride and enthusiasm to encourage investment and economic activity.
Strategic Community Plan Aspiration:	Performance - A city led by a Council and supported by an administration that is committed to sound strategy and governance, excellence in customer service and effective and sincere engagement with all stakeholders.
Strategic Community Plan Objective:	**5.1 -** An integrated strategic framework with clear line of sight between community vision and operational outcome.
Issue Specific Strategies and Plans:	City of Perth Transport Strategy City of Perth Draft City Planning Strategy Department of Transport Long Term Cycle Network Plan Perth Greater CBD Transport Plan

Legal and Policy	
Legislation:	Perth Parking Management Act 1999 An Act that provides statutory authority for the Perth Parking Policy, under which all non-residential parking bays within the boundary of the Perth Parking Management Area (PPMA) are to be licensed. The revenue raised from the parking licensing scheme is used to enhance accessibility and the amenity of the Perth

	Parking Management Area. The Department of Transport is responsible for administering the Perth Parking Management Act Reference: Perth Parking Management Act 1999. Perth Parking Policy 2014 - This policy sets out the approach by the State Government, following consultation with the City of Perth and other responsible planning authorities to the development and management of parking facilities that fall within the Perth Parking Management Area (PPMA). City of Perth Parking Local Law 2017 - Provides for the management and regulation of parking within the district; The effect of this local law is to manage parking throughout the district to ensure safe, fair and equitable use and access of parking facilities under the care and management of local government. Parking Local Laws cannot contravene an Act or Regulation such as the *Road Traffic Code 2000.*
Legal advice:	Nil
Policy	City of Perth Transport Strategy City of Perth Draft City Planning Strategy Department of Transport Long Term Cycle Network Plan Perth Greater CBD Transport Plan 22.6 Resident On-Street Parking Policy

Financial Implications

The financial implications of the recommendation(s) will require additional expenditure, as an unbudgeted item as detailed below.

Account Number	1116-100-50-XXXXX-XXXX
Stakeholder Engagement on the residential parking permit guidelines	$6,000
Additional signage to establish parking permits in Nedlands/Crawley	$28,260

Relevant Documents

City of Perth Transport Strategy

City of Perth Draft City Planning Strategy

Department of Transport Long Term Cycle Network Plan

Perth Greater CBD Transport Plan

Further information

19. At the Policy Committee meeting on 8 February 2021 the policies were considered. The committee established it was appropriate to consider the parking policies holistically with the review of the *Parking Local Law 2017*. The review of local law is scheduled to be presented to the March Policy Committee, as such the policy review is recommended for referral to that meeting.

City of Perth

Council Policy Manual

CP22.9 On Street Parking

POLICY OBJECTIVE

To govern the control and management of kerb-side space within the entire City of Perth area to provide a strategic direction for future provision of on-street parking facilities.

TABLE OF CONTENTS

Contents

1. INTRODUCTION 2
2. AIM 2
3. POLICY AREA 2
4. OBJECTIVES 2
5. DEFINITIONS 2
6. GENERAL PROVISIONS 2
7. PARKING MANAGEMENT 3
8 PARKING CONTROLS 7
9 POSITIONING OF PARKING USES ALONG ROAD SECTIONS 7
10 LOADING BAYS 10
11 BUS PARKING 10
12 TAXI PARKING 10
13 PARKING FOR PEOPLE WITH DISABILITIES 11
14 MOTORCYCLE AND SCOOTER PARKING 12
15 PARKING FOR EMERGENCY VEHICLES 12
16 TOUR COACH PARKING 12
17 UNIVERSAL ACCESS BAYS 13
18 DUAL USE OF BAYS 13
19 RESIDENT PARKING 13
20 PARKING FOR CHARITABLE ORGANISATIONS 13
21 ALFRESCO DINING 13
22 VERGE PARKING 14
23 CLEARWAYS 14

CP22.9 On Street Parking

POLICY STATEMENT

1. INTRODUCTION

This policy outlines the City's approach to the management and control of on-street parking facilities within the City of Perth.

This Policy may be cited as the On Street Parking Policy.

This Policy has been prepared pursuant to Part 9 of the Local Law.

2. AIM

To govern the control and management of kerb-side space within the entire City of Perth area to provide a strategic direction for future provision of on-street parking facilities.

3. POLICY AREA

This policy applies to the entire City of Perth local government area.

4. OBJECTIVES

a. To provide guidance for the allocation of kerbside space within the City of Perth.

b. To ensure the scarce resource of kerb-side space is allocated in an equitable way.

c. To achieve a balance of accessibility to and within the city for all users.

d. To address sustainable transport issues.

e. To provide guidance to the general positioning of parking uses along road sections.

5. DEFINITIONS

In this Policy, unless the context otherwise requires:

TERM	DEFINITION
'Local Law';	Means the City of Perth Parking Local Law 1999.
'Short stay parking'	Means car parking of less than three hours

6. GENERAL PROVISIONS

This Policy has been prepared pursuant to Part 9 of the Local Law.

CP22.9 On Street Parking

7. PARKING MANAGEMENT

- For the purposes of on-street parking management, the City of Perth area is divided into a number of zones (as per figure 1), with each zone having a unique hierarchy of priority for the allocation of scarce kerb-side space. The zone system should be reviewed 12 months from the date of implementation and then every 5 years period there onward, to make amendments if necessary.
- An order of priority has been adopted for each of the on-street parking zones. Future decisions regarding the allocation of kerb-side space within each zone should be determined on the basis of the order of priority for each zone. The zone system should be reviewed 12 months from the date of implementation and then every 5 years period there onward, to make amendments if necessary.
- Priority should be awarded to vulnerable road users and sustainable transport modes. Within all areas pedestrians should be given the highest priority. Private vehicle parking should have the lowest priority (however short stay parkers should be ranked above long stay parkers and commuters).

- The following order of priority should be adopted for the provision of kerb-side space within the **Central Zone**:
  - Transperth buses;
  - Service vehicles;
  - People with disabilities;
  - Taxis;
  - Chartered vehicles and coaches;
  - Short stay motorcycle parking; and
  - Short stay car parking.

- The following order of priority should be adopted for the provision of kerb-side space within the **Northern Zone**:
  - Transperth buses;
  - People with disabilities;
  - Taxis;
  - Service vehicles;

CP22.9 On Street Parking

- Chartered vehicles and coaches;
- Resident parking;
- Short stay motorcycle parking;
- Short stay car parking; and
- Long stay car and motorcycle parking.

- The following order of priority should be adopted for the provision of kerb-side space within the **Western Zone**:
  - Transperth buses;
  - Service vehicles;
  - People with disabilities;
  - Taxis;
  - Resident parking;
  - Short stay motorcycle parking; and
  - Short stay car parking.

- The following order of priority should be adopted for the provision of kerb-side space within the **Eastern Zone**:
  - Transperth buses;
  - People with disabilities
  - Taxis
  - Service vehicles;
  - Chartered vehicles and coaches;
  - Resident parking;
  - Short stay motorcycle parking; and
  - Short stay car parking.

CP22.9 On Street Parking

Figure 1: Proposed On-Street Parking Zone Boundaries

CP22.9 On Street Parking

- The uniform parking restriction system as summarised in Table E1 has been adopted. It is recognised that isolated pockets could exist within each zone that may have different requirements to those outlined in this policy and these could be considered by the Council.

Table E1 Proposed Hours of Restrictions

Location	Existing Hours of Operation	Proposed Hours of Operation
Central Zone	8.00am - 5:30pm Monday to Saturday 12noon to 5:30pm Sunday	8.00am - 6.00pm (Mon-Sat) 12.00noon-6.00pm (Sun)
Northern Zone	8.00am - 5:30pm Monday to Friday 8.00am to 12noon Saturday	8.00am – 6.00pm (Mon-Sat) 12.00noon-6.00pm (Sun)
Western and Eastern Zones – commercial	8.00am - 5:30pm Monday to Friday 8.00am to 12noon Saturday	8.00am - 6.00pm Monday to Saturday
Western and Eastern Zones – residential	8.00am - 5:30pm Monday to Friday	8.00am - 6.00pm Monday to Friday

- No long-stay parking be permitted during restricted hours.
- General parking time limits are restricted to 30 minute, one and two hour parking. Three hour time limits may be applied in the western and eastern zone where appropriate.
- Loading bays should generally be restricted to 15 minutes with a maximum of 30 minutes where appropriate.
- Parking time limits are summarised in Table E2.

CP22.9 On Street Parking

Table E2 Parking Time Limits (During Restricted Hours)

Parking Zone	General Parking Time Limit	Loading Bay Time Limit	Comments
Central	30 minutes, 1 hour maximum	Generally 15 minutes, maximum of 30 minutes	
Northern	1 to 2 hours		Restaurant, entertainment and cultural land uses may attract parkers wishing to stay 4 hours (or longer). This demand is normally outside of proposed restricted hours.
Western	1 to 3 hours		
East	1 to 3 hours		

- The City maintain on-street parking fees at approximately 120% of the highest off-street parking fee (excluding the Convention Centre car park).
- Parking fees will be charged in all general parking bays where a restriction is applicable, other than the Sunday restrictions in the Central and Northern Zones.

8. PARKING CONTROLS

- AS1742.11 be adopted as the basis of all parking signs in the City of Perth.
- Continuous yellow line marking could be used to supplement no stopping signs. Yellow line marking without the supplementary no stopping signage is not supported.

9. POSITIONING OF PARKING USES ALONG ROAD SECTIONS

- Different categories of on-street parking should be appropriately located along the road section, as summarised in Table E3.

CP22.9 On Street Parking

Table E3 Locations for Parking along a Road Section

Start of road section	Mid-block	End of road section
Loading bays Universal access bays Bus bays (first 25m)	Private car bays, motorcycle bays, ACROD bays	Loading bays Universal access bays Taxi rank Bus bays (end 25m)

- On-street parking adjacent to crossovers is restricted to a minimum 1.5m on either side of the crossover.
- Areas of kerb-side space not appropriate for parking shall be controlled by No Stopping signs (and not by No Parking signs) to reduce driver confusion. Table E4 should be adopted where possible with all restrictions being 'No Stopping' and 1.5m clearance to crossovers to be maintained. Figure E1 provides supplementary information.

CP22.9 On Street Parking

Table E4 No Stopping Areas

Location	Restriction	Restricted Area	
		Approach Side	Departure Side
Signalised intersection	No Stopping	20m	20m
Unsignalised intersection	No Stopping	10m	10m
Level crossing	No Stopping	20m	20m
Unsignalised pedestrian crossing	No Stopping	20m	10m
Signalised pedestrian crossing (non intersection)	No Stopping	10m	3m
Fire hydrant	No Stopping	1m	1m
Australia Post box	No Stopping	3m	3m
Crossover	No Stopping	1.5m either side	

Figure E1 No Stopping Areas for Signalised and Unsignalised Intersections

Measurement of distance — intersection with traffic lights

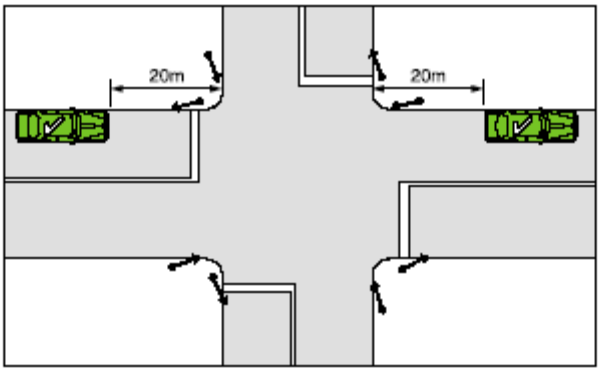

CP22.9 On Street Parking

Measurement of distance — T–intersection without traffic lights

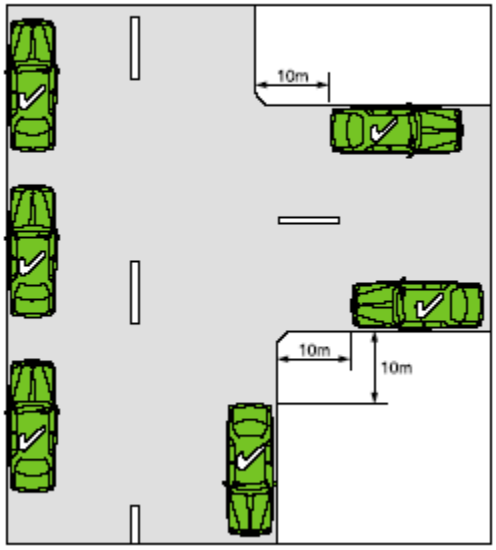

(Source: Australian Road Rules, 1999)

10 LOADING BAYS

- In response to requests for additional loading bays, consideration will be given as to whether designated loading bays or universal access bays would be more appropriate.
- Extending loading bay time limits to half an hour in the central city will be considered where deemed appropriate.

11 BUS PARKING

- Bus layover bays will remain in the eastern zone until such time that off-street bus layover in the area has been established.
- Consideration will be given to the impact on bus operations when proposals to remove existing clearways are determined.

12 TAXI PARKING

- The best practice guidelines for taxi rank facilities, as summarised in Table E5, be adopted where possible.

CP22.9 On Street Parking

Table E5 Best Practice Guidelines for Taxi Rank Facilities

Objective	Recommended Facilities					
	Transport Interchange	CBD	Hospitals	Hotels	Recreational Venues	Taverns & Nightclubs
Safety	Indented bay, public phone, after hours lighting					Also security staff
Comfort	Also lounge area	Seating, protection from heat and rain, access to nearby toilets, rubbish bins				
Location and Design	Easy access to road system, away from parked cars, prominent and convenient position, large enough for MPT to load and unload, central rank preferred to multiple ranks, dedicated ranks preferred to dual uses zones, radio equipment required for communication equipment.					
Identification	Also signage from within interchange	Road markings, high visibility to pedestrians, international signage standards	Also signage from within hospital	Road markings, high visibility to pedestrians, international signage standards		
Universal Access	Kerb ramp					

- New taxi ranks be designed to accommodate multi purpose taxis (MPTs) with a minimum width of 3.1m, length of at least 8m and flush kerb access to the footpath.
- Where possible existing taxi ranks be upgraded to disability access requirements to accommodate MPTs.

13 PARKING FOR PEOPLE WITH DISABILITIES

- A dedicated ACROD bay with a 2 hour time limit be provided on every street block (see Figure E2 for illustration of typical street block) in the central area where general parking bays are provided. Kerb ramps would be required adjacent to these bays.

CP22.9 On Street Parking

- Bays for ACROD permit holders (which includes dedicated ACROD bays as well as universal access bays) be provided at a rate of approximately 1 ACROD/universal access bay for every 50 general car bays.
- Ticket machines be located within 10 metres of ACROD bays where possible to prevent permit holders having to walk long distances.

Figure E2 Illustration of Typical Street Block

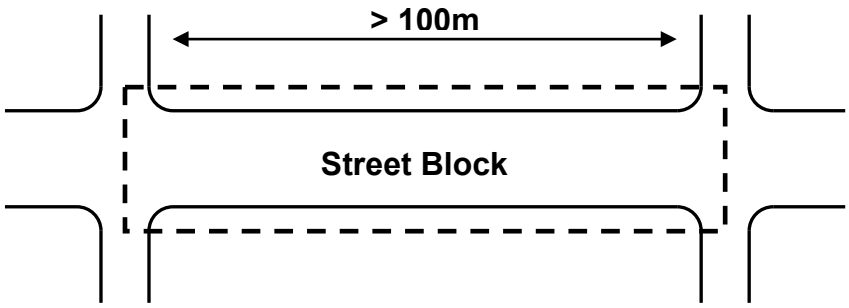

14 MOTORCYCLE AND SCOOTER PARKING

- On-street motorcycle parking bays be located on every street block (where general parking bays are provided), at a minimum rate of approximately 1 motorcycle bay for every 20 general car bays.
- Motorcycle parking be charged at 33% of the car parking fee.
- Motorcycle parking be subject to the same general time restrictions as private car bays.
- Parking meters or electronic multi-bay meters be provided for all motorcycle bays.
- Parking of motorcycles and scooters on footpaths is prohibited.

15 PARKING FOR EMERGENCY VEHICLES

- Police, ambulance and fire brigade vehicles are permitted to park in any on-street parking bays for operational purposes.
- Vehicles that can not be easily identified as an emergency vehicle can be issued with an on-street parking permit.

16 TOUR COACH PARKING

- Tour Coach parking facilities will be considered in response to requests.
- Pick-up and set down bays (of appropriate length to accommodate coaches) or universal access bays will be considered as an option to designated Tour Coach bays if appropriate.

CP22.9 On Street Parking

17 UNIVERSAL ACCESS BAYS

- Universal access bays will be provided on every street block in office/ commercial areas, where possible.
- Outside of office/commercial areas, universal access bays will be provided adjacent to medical facilities, public transport stations, court buildings, other public and entertainment venues where possible. Bays will operate with a minimum time limit of 15 minutes.
- Bays for ACROD permit holders (this includes regular ACROD bays as well as universal access bays) will be provided at a rate of approximately 1 ACROD bay for every 50 general car bays.

18 DUAL USE OF BAYS

- Dual use bays will be considered when requests for on-street parking modifications are received by the City.
- Restrictions for dual use bays will be consistent with the standard hours applicable to an area to avoid confusion.
- Signage for dual restriction needs to be clear, whilst complying with AS1742.11 (Manual of uniform traffic control devices Part 11: Parking controls).

19 RESIDENT PARKING

- Resident On-Street Parking is addressed in the Resident On-street Parking Policy 22.6.

20 PARKING FOR CHARITABLE ORGANISATIONS

(this policy replaces City of Perth Policies 1.5 and 1.10).

- On request, one kerbside parking space may be made available free of charge to charitable institutions to facilitate the conducting of street appeals.
- Additional bays should be charged at a rate of 50% of the usual parking fee.
- Only general on-street car parking bays should be allocated to charitable organisations, (this excludes ACROD, loading, universal access or other bays).

21 ALFRESCO DINING

- The assessment of footpath widening proposals (for alfresco dining) and the conversion of embayed parking into alfresco dining areas will take into account the hierarchy of priority within the relevant on-street parking zone.
- ACROD, universal access, bus, coach, loading, taxi, pick up and set down and motorcycle bays should not experience a net loss to accommodate new alfresco dining areas.

CP22.9 On Street Parking

22 VERGE PARKING

- Verge parking is prohibited.

23 CLEARWAYS

- Clearways will be reviewed frequently to ensure free traffic flow is maintained.
- Morning and afternoon peak traffic should be monitored and reviewed at least every five years to assess the extent of peak spreading.

Document Control Box							
Document Responsibilities:							
Custodian Units:	Parking Services						
Decision Maker:	Council						
Compliance Requirements:							
Legislation:	*City of Perth Parking Local Law 2017, Road Traffic Code1974, Road Traffic Act 1974*						
Industry:							
Organisational:	PR0408, PR0419, PR0420, PR0416, PR0421, PR0422, PR0427, PR0662, PR0428						
Document Management:							
Risk Rating:	High	**Review Frequency**:	Annual	**Next Due:**	2010	**TRIM Ref:**	**P1007066**
Version #	**Decision Reference:**	**Synopsis:**					
1.	27/01/09	New Policy					
2.							
3.							

City of Perth

Council Policy Manual

CP22.6 Resident On-Street Parking Policy

POLICY OBJECTIVE

To manage on-street parking for people living in the city to balance residential, commercial and other parking demands.

TABLE OF CONTENTS

1. Introduction 2

2. Object of this Policy 2

3. Definitions 3

4. General Provisions 3

5. Parking Permits 3

6. Non-Permit Streets 4

7. Transitional Provision 4

8. When a Permit Ceases to be Valid 5

9. Revocation of Parking Permits 5

10. Replacement Permits 6

11. Designated Localities 7

Schedule 1: Streets Where Permits Will Not Be Issued 9

Schedule 2: Designated localities 9

2.1. Jewell Lane 9

2.2 North Cove 10

2.3 Boans Warehouse 11

2.4 Constitution Hill 12

2.5 Mount Street 13

2.6 Terrace Road 14

2.7 Goderich / Forrest 15

2.8 Wickham 166

2.9 Waterloo Crescent 177

2.11 Crawley 188

2.12 South Cove 199

2.13. Park Avenue 20

CP22.6 Resident On-Street Parking Policy

POLICY STATEMENT

1. INTRODUCTION

(a) This Policy may be cited as the Resident On-street Parking Policy.

(b) This Policy has been prepared pursuant to Part 9 of the Local Law.

(c) To give effect to the object of this policy referred to in clause 2, this Policy specifies:

(i) the requirements which must be met in order for a parking permit to be issued (refer clauses 7.1 and 7.3 of the Local Law);
(ii) the circumstances that will result in a parking permit ceasing to be valid (refer clause 7.4 of the Local Law);
(iii) the circumstances where a parking permit may be revoked (refer clause 7.5 of the Local Law) ;
(iv) the requirements which must be met in order for a replacement permit to be issued by the City (refer clause 7.7 of the Local Law);

(d) A parking permit issued by the City does not guarantee that an on-street parking space will be available to the holder of the parking permit.

Note: The policies and local laws relating to parking of vehicles for people with disabilities are unaffected by this policy.

2. OBJECT OF THIS POLICY

(a) The general object of this Policy is: on-street parking for people living in the city will be managed to balance residential, commercial and other parking demands.

(b) To achieve the general object of this policy, the following principles will be used in determining how best to manage resident parking in the City:

(i) The needs of commercial facilities must not be prejudiced by provision of on-street residential parking.
(ii) Acknowledging the limits of parking availability within a locality, parking permits will be issued to residents and their visitors to optimise access to on-street parking facilities.
(iii) Community access to residential areas is to be maintained and exclusive on-street residential parking will generally not be acceptable.

CP22.6 Resident On-Street Parking Policy

3. DEFINITIONS

In this Policy, unless the context otherwise requires:

designated locality Means a locality identified in Schedule 2 of this policy.

dwelling unit Means a building or portion of a building being used or intended, adapted or designed to be used for the purposes of human habitation by: a) a single person; b) a single family; or c) no more than six (6) persons who do not comprise a single family.

Local Law Means the City of Perth Parking Local Law 1999.

non-permit street Means a street or part of a street identified in Schedule 1 of this Policy as a street in respect of which no permit will be issued by the City.

parking permit Means a parking permit as defined in the Local Law.

resident Means a person occupying a dwelling unit on a permanent basis for a period of 3 months or more.

4. GENERAL PROVISIONS

(a) A written application for a permit shall be made in the form prescribed by the City.

(b) A permit issued under Part 7 of the Local Law will include:

(i) the period during which the permit remains valid;
(ii) the part of a road or the metered space or parking spaces or designated locality which the permit relates; and
(iii) where the permit relates to a specific vehicle, the registration number of that vehicle.

5. PARKING PERMITS

(a) For the purposes of clause 7.1 of the Local Law a written application for a parking permit will meet this Policy if:

(i) the applicant is a resident;
(ii) the dwelling unit in respect of which the parking permit is sought is not located in a non-permit street,
(iii) in issuing a parking permit, and subject to Clause 7 of this policy, the number of parking permits is subject to the requirements of clause 5(d) of this policy;

(iv) in issuing a parking permit, the city would not prejudice the objectives of this policy.

(b) Unless otherwise specified on the parking permit, parking permits may be used by residents of the dwelling unit that the permit applies to and by their visitors.

Note: Clause 7.2(2)(b) of the Local Law allows for a permit to be restricted to use for one motor vehicle - in that instance, the permit will display the registration number that the vehicle applies to.

(c) Where the dwelling unit for which a parking permit is sought is within a designated locality, at any one time and subject to clause 7 of this Policy, the number of valid parking permits issued in relation to any dwelling unit will not exceed the maximum number specified in Schedule 2 of this policy, for the designated locality.

(d) Where the dwelling unit for which a parking permit is sought is not within a designated locality, the Council may issue:

(i) No more than one resident parking permit to any occupier of a dwelling unit where the dwelling unit is situated on land where no parking is provided; and
(ii) Otherwise nil resident parking permits to any occupier of a dwelling unit.

6. NON-PERMIT STREETS

(a) Purpose of Non-Permit Streets

Streets will be identified as non-permit streets to ensure an acceptable ongoing turnover of parking for vehicles within a street.

Note: More than 15% of parking bays being available in the street at any one time would be considered an acceptable turnover of vehicles.

(b) Subject to Clause 7 of this Policy, the City will not issue parking permits for a dwelling unit that is located in a non-permit street.

7. TRANSITIONAL PROVISION

Notwithstanding Clauses 5 or 6 of this Policy, where prior to this Policy having effect:

(a) Two or more permits have been issued for a dwelling unit, which are valid at the date that this policy takes effect, the City may continue to issue that same number and type of permits to the resident of that dwelling unit to whom those permits were issued until such time as:

(i) The resident ceases to occupy the dwelling unit in respect of which the permits were issued;
(ii) The permit(s) are revoked pursuant to Clause 7.5 of the Local Law; or
(iii) The permit(s) are not renewed within three months of the expiry of the period of validity as stated on the permit.

(b) One or more permits have been issued for a dwelling unit that is located in a non-permit street, which are valid at the date this policy takes effect, the city may continue to issue the same number and type of permits to the resident of that dwelling unit to whom those permits were issued until such time as:

(i) The resident ceases to occupy the dwelling unit in respect of which the permits were issued;
(ii) The permit(s) are revoked pursuant to Clause 7.5 of the Local Law; or
(iii) The permit(s) are not renewed within three months of the expiry of the period of validity as stated on the permit.

8. WHEN A PERMIT CEASES TO BE VALID

For the purposes of Clause 7.4 of the Local Law a permit ceases to be valid when:

(a) the period of validity stated on the permit expires;
(b) the resident ceases to occupy the dwelling unit for which the permit was issued;
(c) revoked by the City under Clause 7.5 of the Local Law;
(d) replaced by the City under Clause 7.7 of the Local Law.

9. REVOCATION OF PARKING PERMITS

(a) Where the Council is satisfied that a parking permit is not being used in accordance with the object of this Policy, for the purposes of Clause 7.5 of the Local Law, the City may revoke a permit in accordance with Sub-clauses 9(b) to (e) of this Policy.

(b) Permits may be revoked, provided sufficient evidence is apparent, if:-

(i) the permit is used to provide commuter parking for city workers, other than the residents of the property to which the permit has been issued;

(ii) permit holders lease / offer their on-site parking bays to others while utilising a residential parking permit to park their own vehicle on the street;

CP22.6 Resident On-Street Parking Policy

(iii) a permit is used to park vehicles in a specific bay continuously for a period exceeding a week. Where a permit has been used to park vehicles in a specific bay continuously for a period up to one week, the on-street car bay cannot be used again by the permit holder for a minimum period of 24 hours;

(iv) permits are used to park vehicles in a street continuously for a period exceeding two weeks in streets where parking occupancy is greater than 50% during business hours. At the conclusion of the two week period the vehicle(s) cannot be parked within the same street for a minimum period of 24 hours. An exemption may apply to this clause if permit holders have no on-site parking;

(v) permits are used to park a vehicle that is broken down or otherwise un-roadworthy on a street for a period exceeding one week;

(vi) permits are used contrary to the general objectives of the Resident On-Street Parking Policy as determined by the Chief Executive Officer."

(c) The City may give a person to whom a permit has been issued under Part 7 of the Local Law a notice:

(i) Indicating that the permit may be revoked;
(ii) explaining the reason why the permit may be revoked; and
(iii) requiring the person to notify the City within 7 days, of any reason why the permit should not be revoked.

(d) After the expiry of 7 days from the date of service of the notice referred to in subclause 9(c) on the person to whom the permit has been issued, whether or not a response has been received, the City may revoke the permit.

(e) Where the City revokes a permit, it is notify the person that the permit has been revoked.

10. REPLACEMENT PERMITS

For the purposes of Clause 7.7 of the Local Law, a written application for a replacement permit will meet this Policy if the reason for the requirement of a replacement permit given by the applicant is that a permit previously issued to the applicant, which permit remains valid at the time of the application, has been lost, stolen or destroyed.

CP22.6 Resident On-Street Parking Policy

11. DESIGNATED LOCALITIES

Designated localities will be established as necessary to manage on-street parking needs for the area.

The purpose of a designated locality is to:

(i) ensure that parking for residents is not unnecessarily limited by parking for non-residential activities; and
(ii) improve access to on-street car parking within the designated locality.

(a) When a designated locality is permanently established, it will be included in Schedule 2 of this policy.

(b) Schedule 2 of this policy may specify matters specific to a designated locality including:

(i) the maximum number of permits issued per household;
(ii) the area which is included within the designated locality; and
(iii) any other matter that the City considers relevant.

(c) The following process will normally be followed when establishing a designated locality:

(i) The city will assess the factors affecting parking in the proposed designated locality. The assessment will include:

(A) an audit of existing on and off street parking in the area;
(B) Identifying use and patterns of use of parking facilities in the proposed designated locality; and
(C) identification of the number of households located in the proposed designated locality.

(ii) The City will consult with the community in the proposed designated locality.

(iii) A trial may be conducted within the proposed designated locality;

(iv) Prior to permanently establishing a designated locality, the City will:

(A) seek and consider submissions from residents within the designated locality;
(B) consider any problems which arose in the trial period and determine whether solutions to those problems are possible; and
(C) determine whether a designated locality is to be established for that proposed designated locality a permanent basis.

CP22.6 Resident On-Street Parking Policy

(d) For the purpose of this policy, for the duration of the trial period referred to in 11(c)(iii) of this policy:

(i) parking within the proposed designated locality will be regulated as if it was a designated locality; and

(ii) residents parking permits will be issued as if the area had been established as a designated locality.

SCHEDULE 1: STREETS WHERE PERMITS WILL NOT BE ISSUED

At this time no streets have been identified where permits will not be issued.

SCHEDULE 2: DESIGNATED LOCALITIES

2.1. Jewell Lane

(a) The Jewell Lane designated locality is the area shown in Figure 1.

(b) One parking permit can be issued for any dwelling unit within the Jewell Lane designated locality.

Figure 1: Jewell Lane Designated Locality

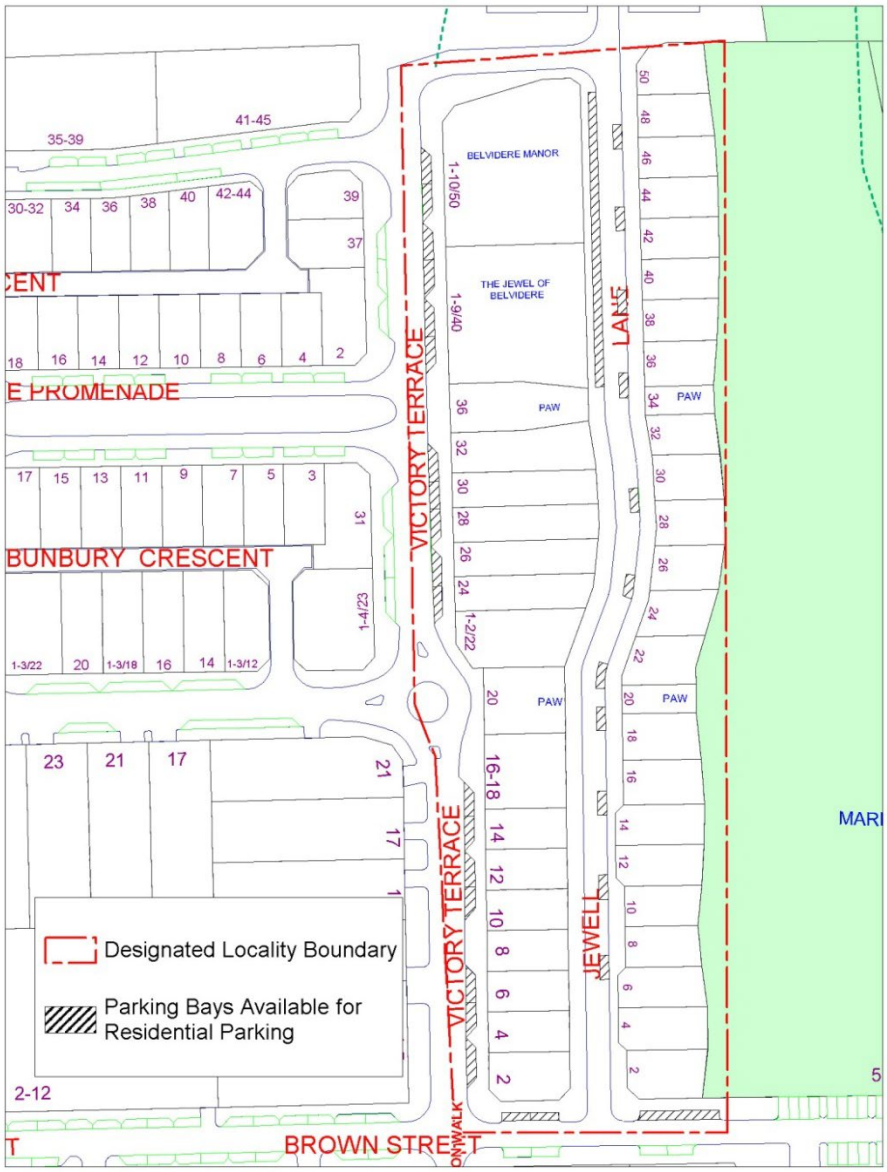

CP22.6 Resident On-Street Parking Policy

Scheduled 2: Designated Localities – Continued/…

2.2 North Cove

(a) The North Cove designated locality is the area shown in figure 2.

(b) One parking permit can be issued to any dwelling unit within the North Cove Designated Locality.

(c) The parking permit can only be used within the respective precinct and within the parking bays hatched and described in figure 2.

Figure 2: North Cove Designated Locality

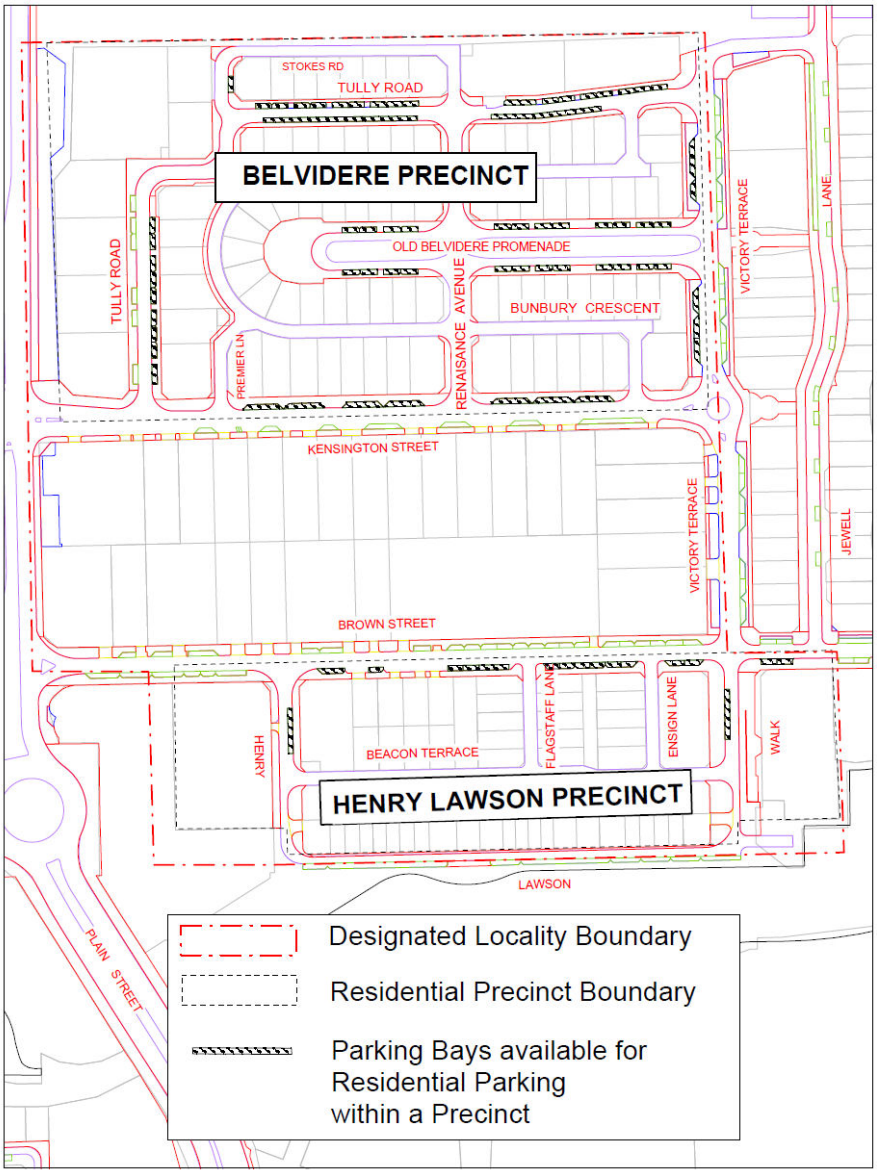

2.3 Boans Warehouse

(a) The Boans Warehouse Designated Locality is the area shown in figure 3.

(b) One parking permit can be issued to any dwelling unit within the Boans Warehouse Designated Locality.

(c) The north side of Brown Street is not included within the Designated Locality in order to allow turnover of vehicles visiting the commercial premises during working hours.

Figure 3: Boans Warehouse Designated Locality

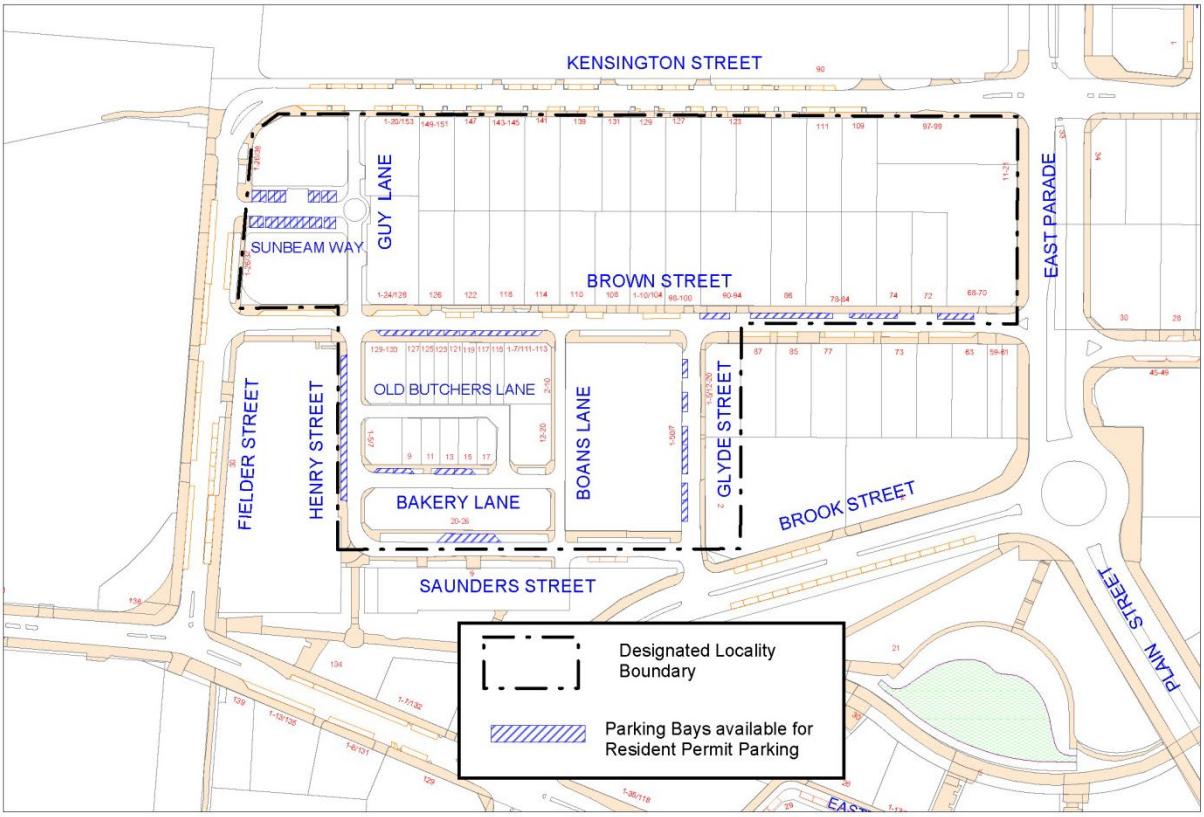

Boans Warehouse Designated Locality

CP22.6 Resident On-Street Parking Policy

Scheduled 2: Designated Localities – Continued/…

2.4 Constitution Hill

(a) The Constitution Hill Designated Locality is the area shown in Figure 4.

(b) One parking permit can be issued to any dwelling unit within the Constitution Hill Designated Locality.

(c) The parking permits can only be used within the parking bays hatched and described in Figure 4.

Figure 4: Constitution Hill Designated Locality

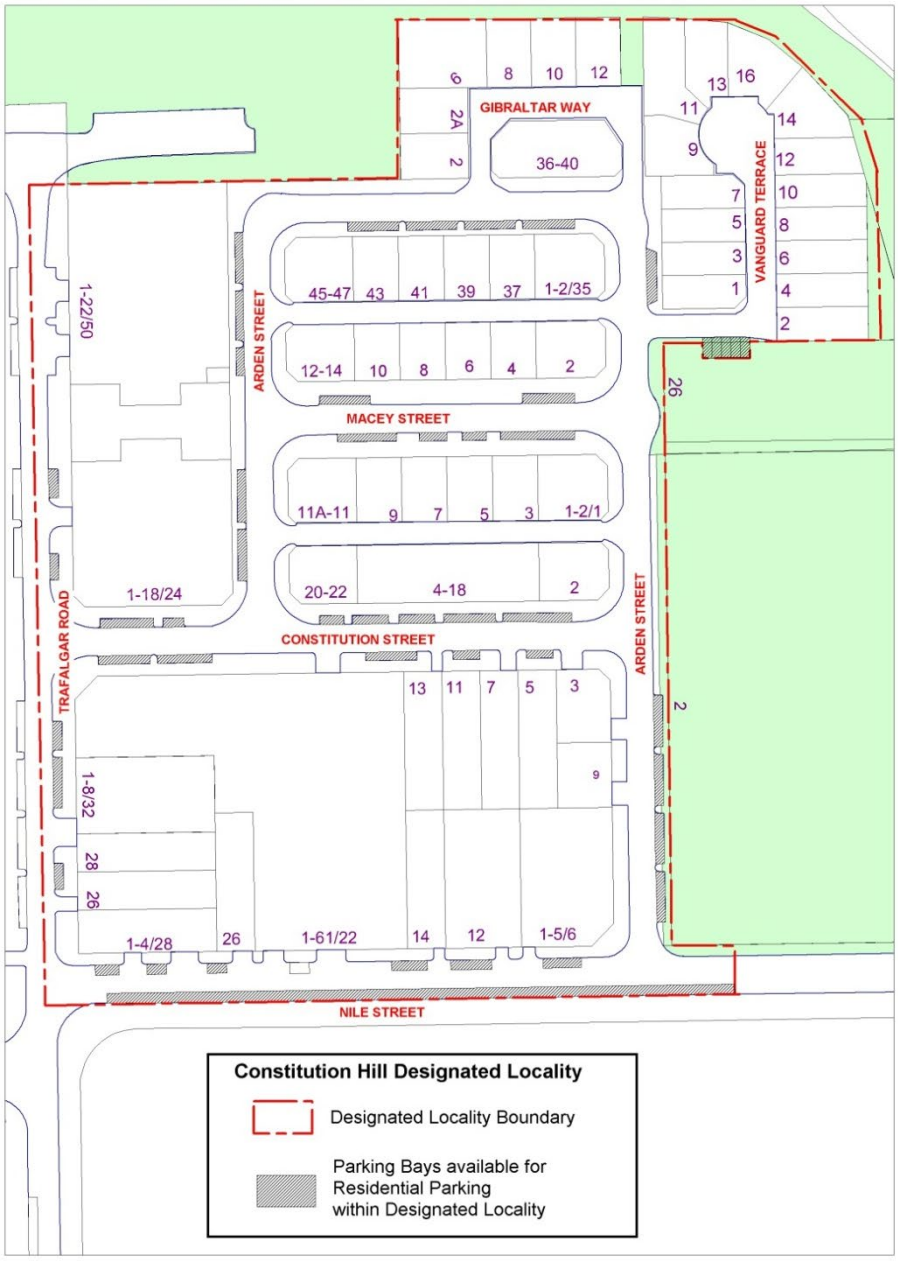

Figure 4.
Constitution Hill Designated Locality

CP22.6 Resident On-Street Parking Policy

Scheduled 2: Designated Localities – Continued/…

2.5 Mount Street

(a) One parking permit can be issued to any dwelling unit within the Mount Street Designated Locality.

(b) The parking permit can be used anywhere within the Mount Street Designated Locality in the parking bays hatched and described in Figure 5.

(c) The parking permit is to have a four hour time restriction imposed during business hours, Monday to Friday 8.00am until 5.30pm and unrestricted at other times.

(d) Residential dwellings that do not have any off-street parking allocated to them, are eligible for one Parking Permit without any time restriction.

Figure 5: Mount Street Designated Locality

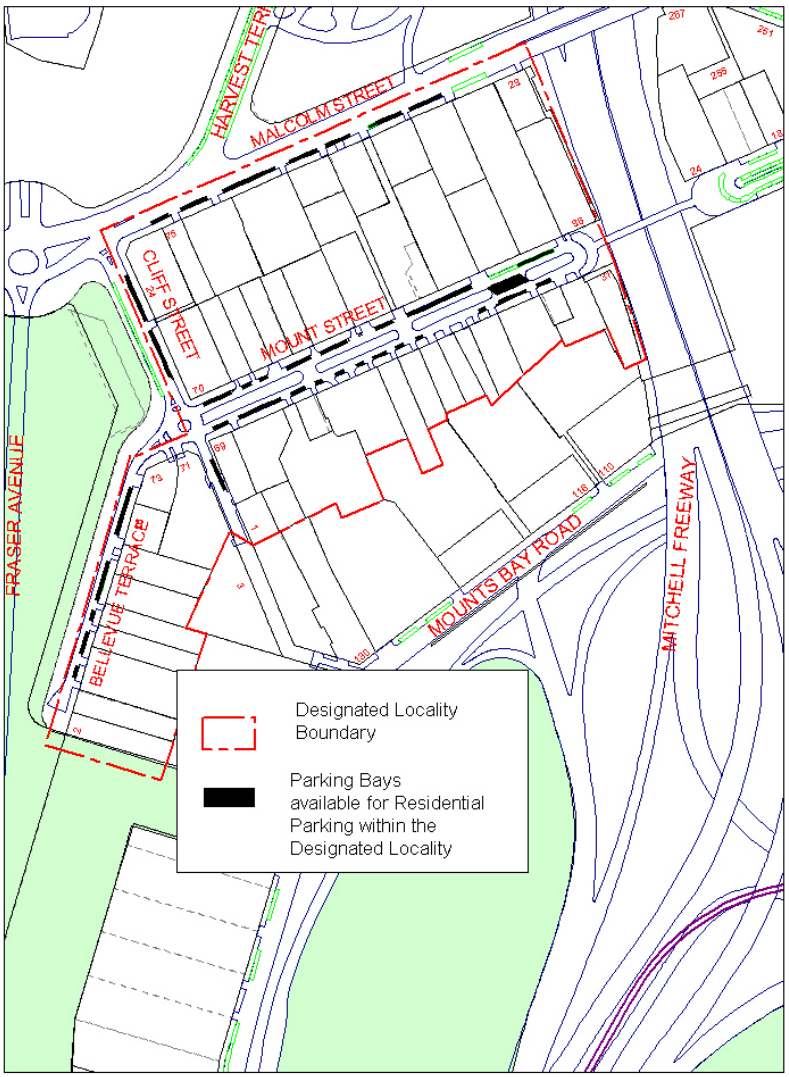

Figure 5.
Resident On Street Parking Policy
Mount Street Designated Locality

CP22.6 Resident On-Street Parking Policy

Scheduled 2: Designated Localities – Continued/…

2.6 Terrace Road

(a) Parking permits can be issued to the Strata Body of residential apartment buildings at a rate of one permit for every ten units to a maximum of ten permits.

(b) Residential dwellings that do not have any off-street parking allocated to them are eligible for one parking permit.

(c) The parking permit can only be used within the locality and within the parking bays hatched and described in Figure 6.

Figure 6: Terrace Road Designated Locality

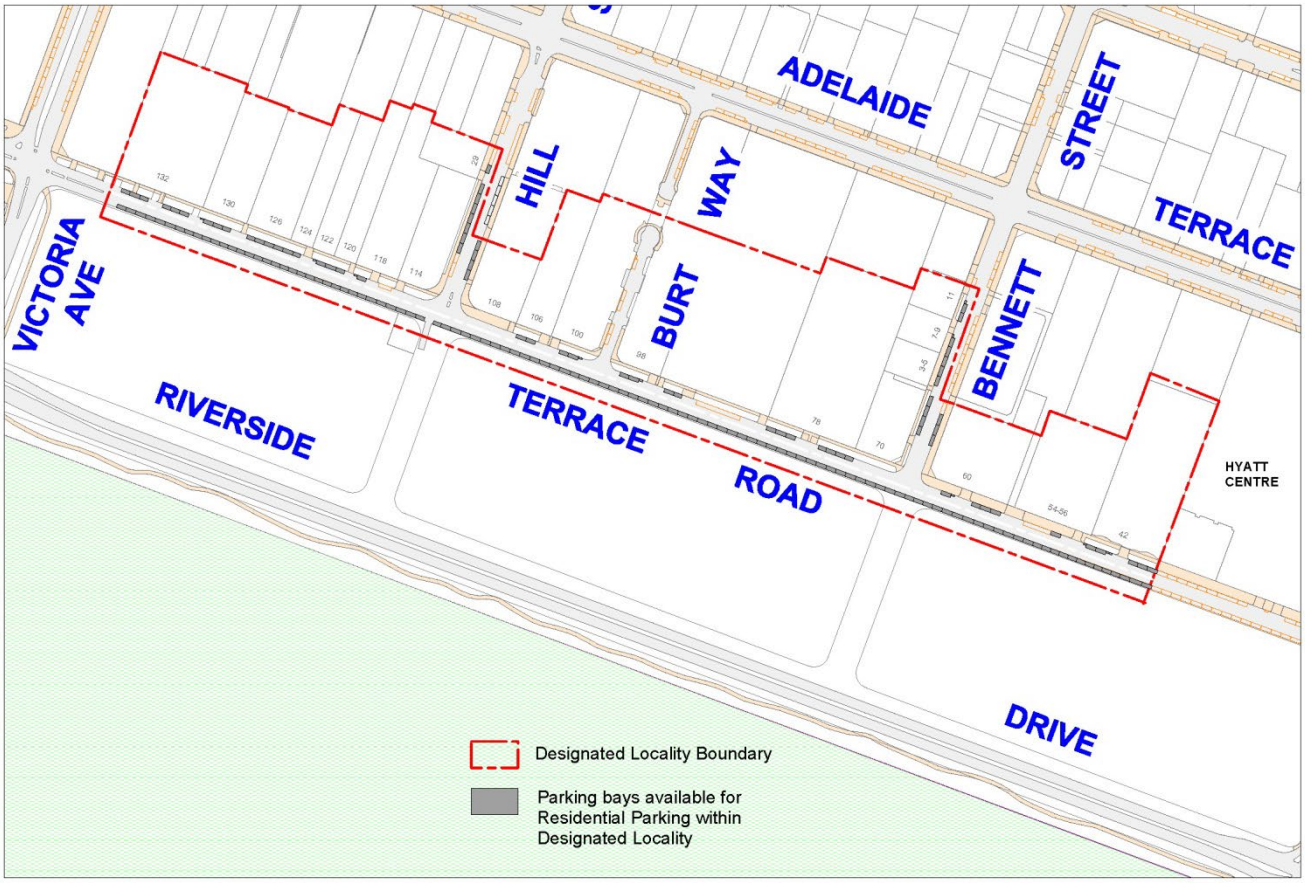

TERRACE ROAD DESIGNATED LOCALITY

CP22.6 Resident On-Street Parking Policy

Scheduled 2: Designated Localities – Continued/…

2.7 Goderich / Forrest

(a) The Goderich/Forrest Designated Locality is the area shown in Figure 7.

(b) One parking permit can be issued to any dwelling unit within the Goderich/Forrest Designated locality.

(c) The parking permit can only be used within the locality and within the parking bays hatched and described in Figure 7.

Figure 7: Goderich/Forrest Designated Locality

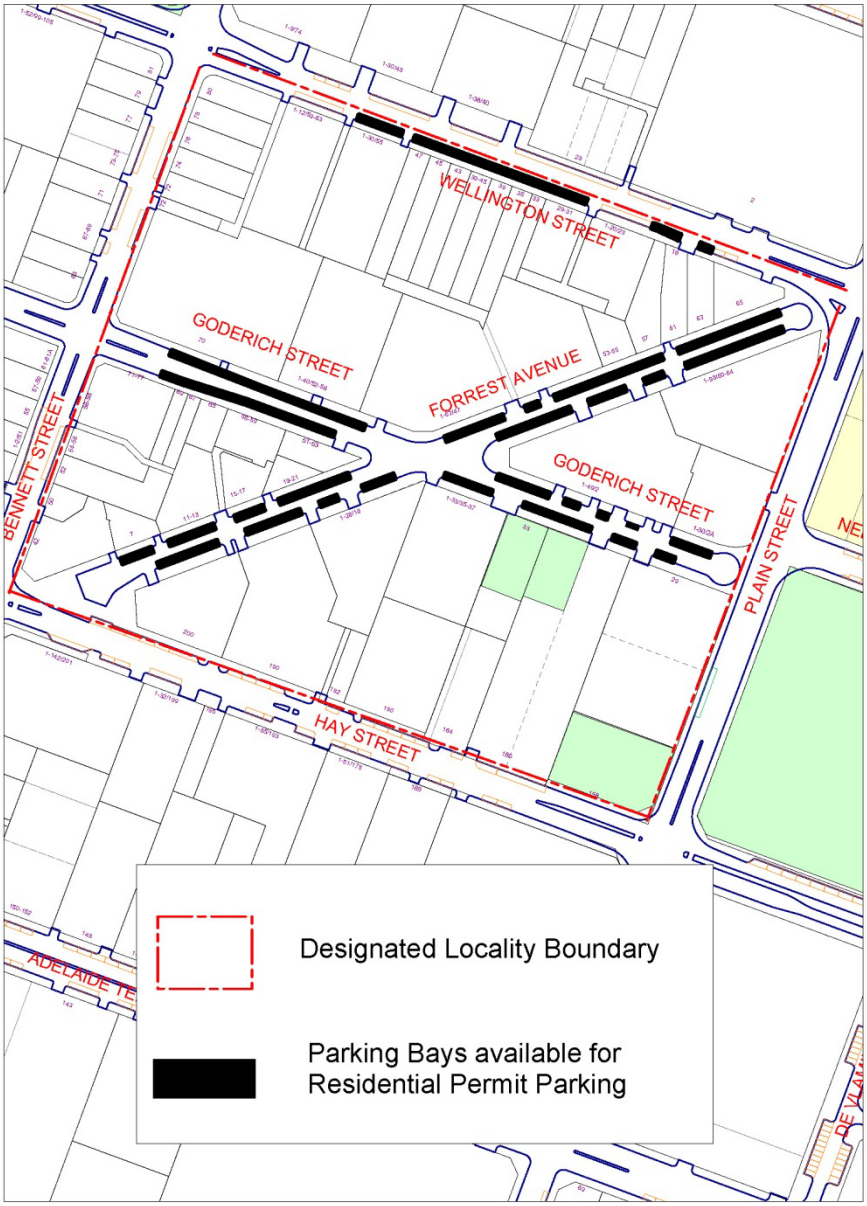

Goderich / Forrest Designated Locality

2.8 Wickham

(a) The Wickham Designated Locality is the area shown in Figure 8.

(b) One parking permit can be issued to any dwelling unit within the Wickham Designated Locality.

(c) The parking permit can only be used within the locality and within the parking bays shown as shaded in Figure 8.

Figure 8: Wickham Designated Locality

2.9 Waterloo Crescent

(a) The Waterloo Crescent Designated Locality is the area shown in Figure 9

(b) One Residential Parking Permit can be issued to any dwelling unit within the Waterloo Crescent Designated Locality.

(c) The parking permit can only be used within the parking bays shaded and described in Figure 9.

Figure 9: Waterloo Crescent Designated Locality

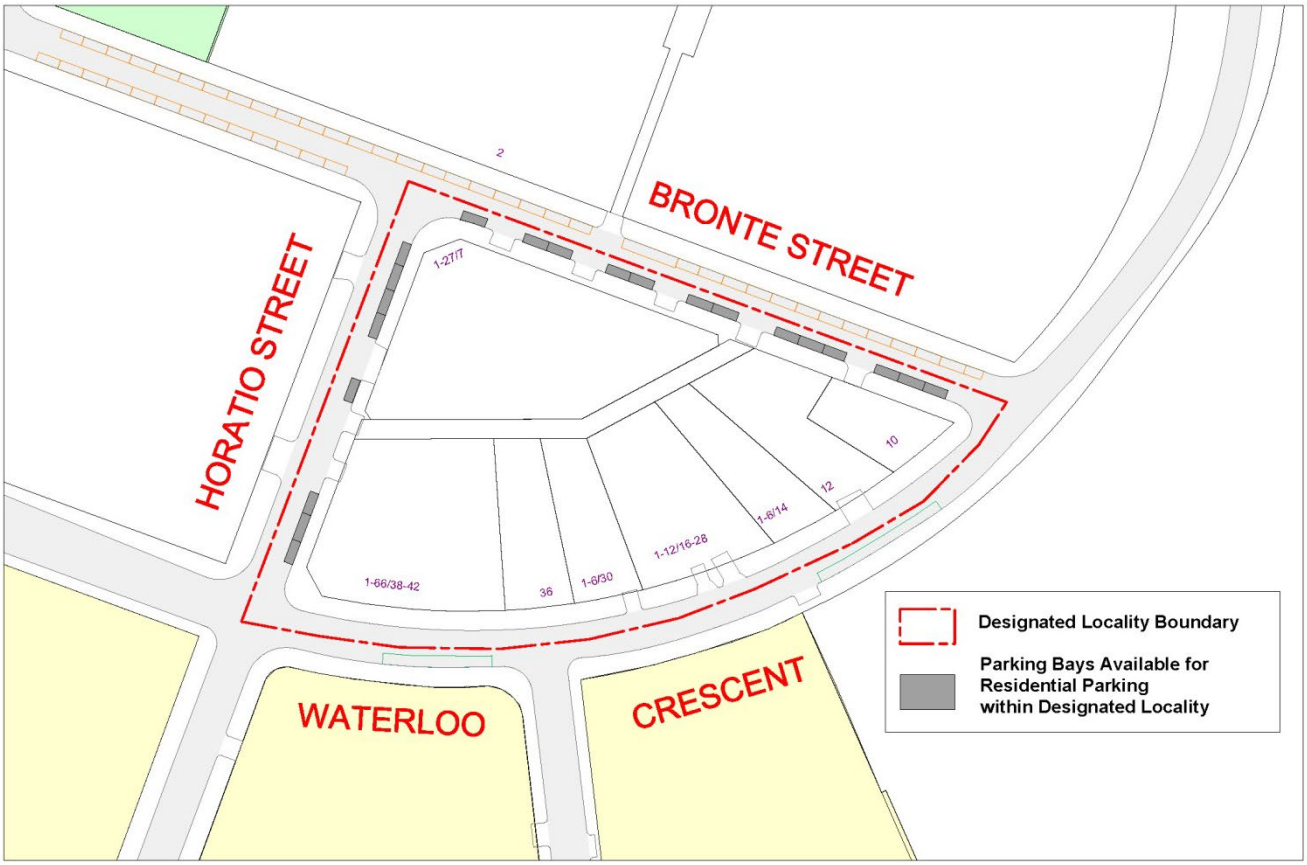

Waterloo Crescent Designated Locality

2.11 Crawley

(a) The Crawley Designated Locality is the area shown in Figure 11.

(b) One Residential Parking Permit can be issued to any dwelling unit within the Crawley Designated Locality.

(c) The parking permit can only be used within the parking bays shaded and described in Figure 11.

Figure 11: Crawley Designated Locality

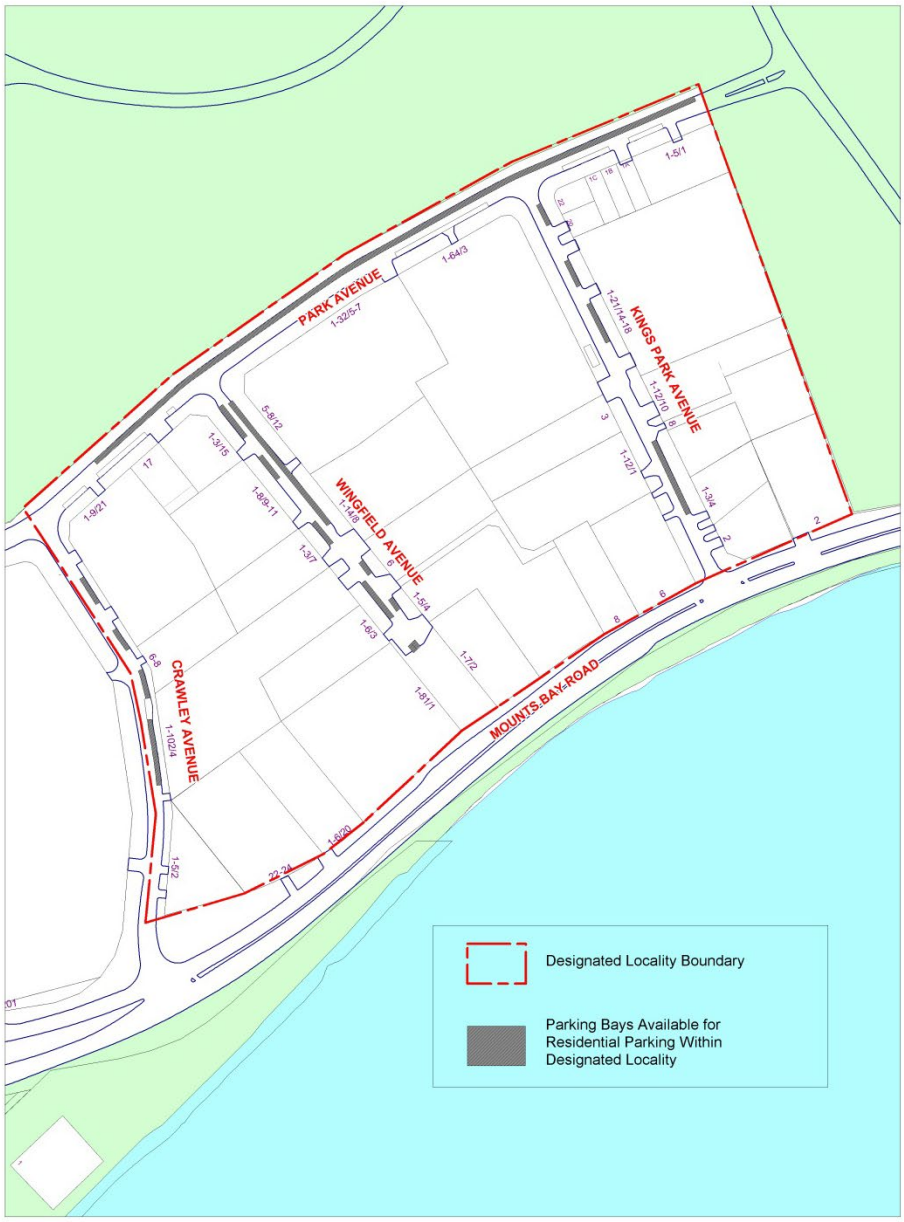

Figure 12.
Crawley Designated Locality

CP22.6 Resident On-Street Parking Policy

Scheduled 2: Designated Localities – Continued/…

2.12 South Cove

(a) The South Cove Designated Locality is the area shown in Figure 12.

(b) One parking permit can be issued to any dwelling unit within the South Cove Designated Locality.

(c) The parking permit can only be used within the locality and within the parking bays hatched and described in Figure 12.

Figure 12: South Cove Designated Locality

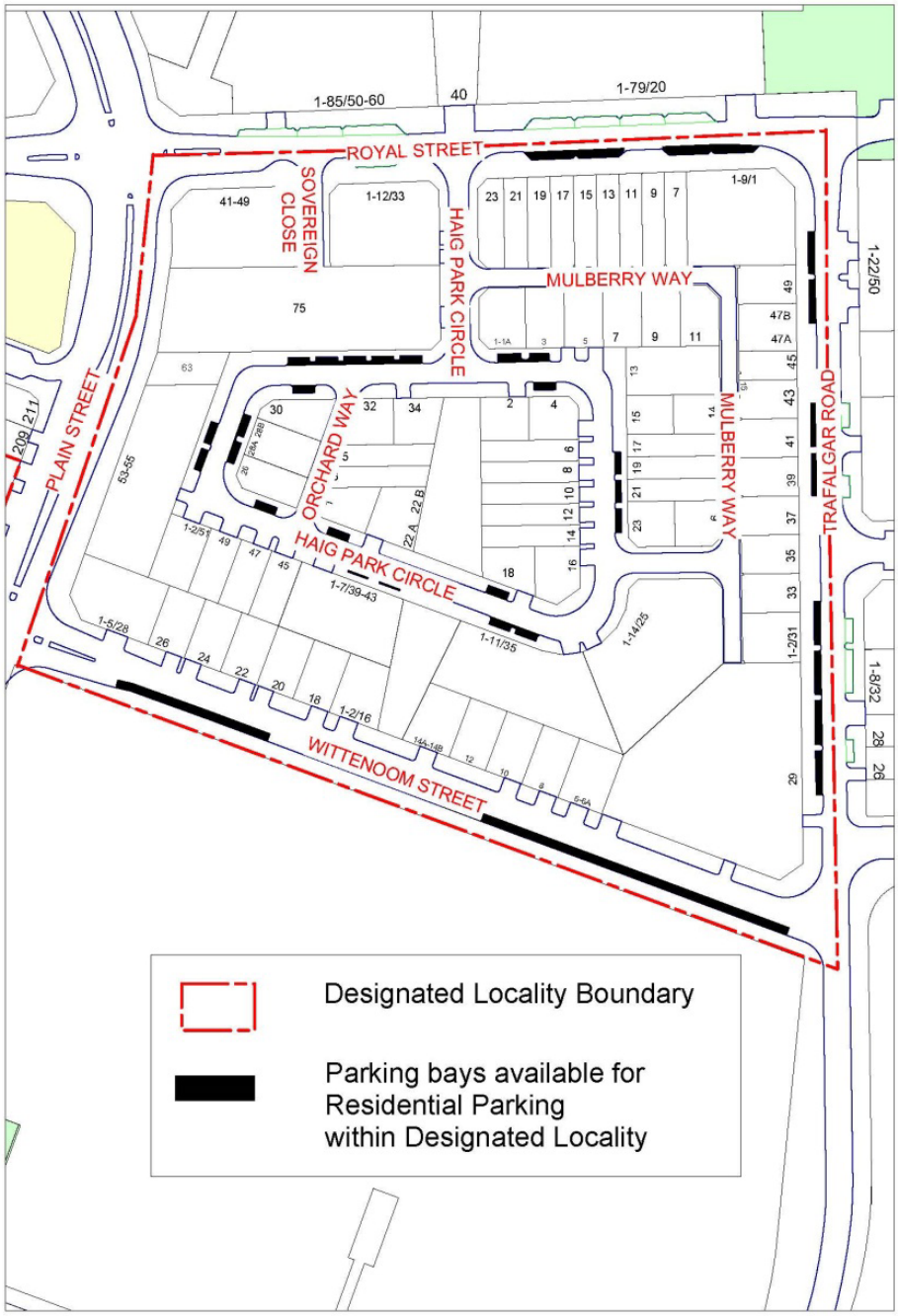

CP22.6 Resident On-Street Parking Policy

Scheduled 2: Designated Localities – Continued/…

2.13. Park Avenue

(a) The Park Avenue Designated Locality is the area shown in Figure 13.

(b) A maximum of 30 parking permits may be issued to University of WA for residential students of University Hall, St Georges College and St Thomas More College.

(c) The parking permits may be used only within the Locality and within the parking bays shown shaded and described in Figure 13.

Figure 13 Park Avenue Designated Locality

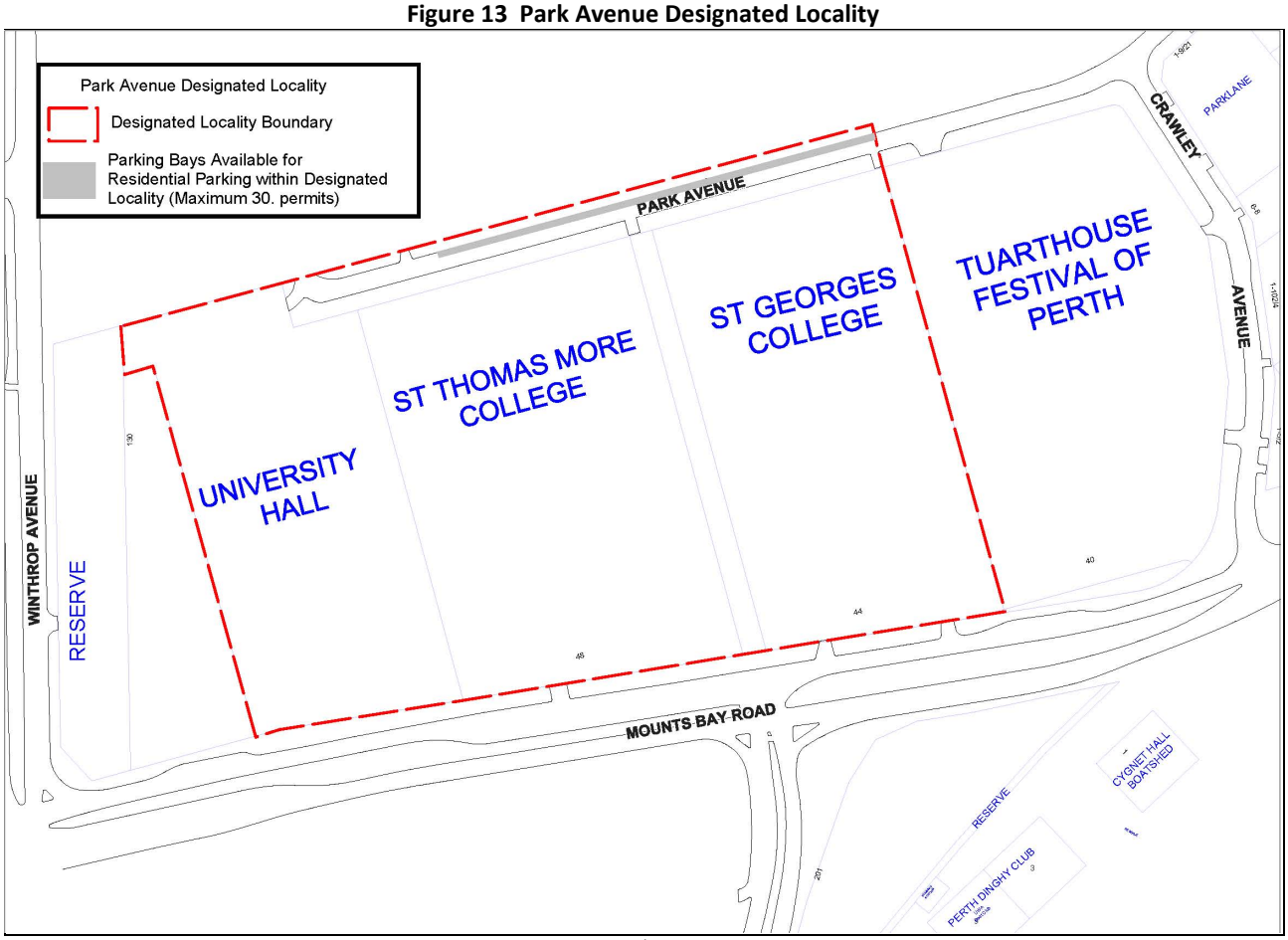

1

Document Control Box	
Document Responsibilities:	
Custodian Unit:	Parking Services
Decision Maker:	Council
Compliance Requirements:	
Legislation:	*City of Perth Parking Local Law 2017*
Industry:	-
Organisational:	CP22.9 On Street Parking, PR0425

CP22.6 Resident On-Street Parking Policy

Document Control Box							
Document Management:							
Risk Rating:	High	**Review Frequency**:	Annual	**Next Due:**	2016	**TRIM Ref:**	**75522/04**

Version #	Decision Reference:	Synopsis:
1.	OCM 11/05/04 (314/04)	
2.	OCM 01/06/04 (360/04)	
3.	OCM 28/08/04 (585/04)	
4.	OCM 14/09/04 (644/04)	
5.	OCM 05/10/04 (698/04)	
6.	OCM 26/10/04 (755/04)	
7.	OCM 07/12/04 (869/04)	
8.	OCM 22/02/05 (106/05, 107/05, 109/05)	
9.	OCM 05/04/05 (208/05)	
10.	OCM 02/08/05 (546/05)	
11.	OCM 23/08/05 (609/05)	
12.	OCM 15/11/05 (818/05)	
13.	OCM 10/11/09 (639/09)	
14.	OCM 13/07/10 (342/10)	
15.	OCM 28/06/11 (332/11)	
16.	OCM 06/12/11 (752/11)	
17.	Admin Amendment 10/08/12	District Boundary amendment – Removed 13 Parry Street, 10 Summers Street, Designated localities
18.	OCM 27/08/13 (418/13)	Amendment to Schedule 2 relevant to Park Avenue Designated Locality in Crawley.
19.	OCM 30/04/15 (161/15)	Custodian position title amended due to organisational restructure

City of Perth

3.1| On Street Parking

Policy Objective

The objective of this policy is to:

- provide guidance for the allocation of kerbside space within the City of Perth.
- ensure the scarce resource of kerbside space is allocated in a suitable way.
- establish the processes for the issue of residential parking permits
- achieve a balance of accessibility to and within the city for all users.
- create a more balanced transport system that prioritises sustainable transport modes and places for people.

Policy Scope

This policy applies across the City of Perth local government area.

Policy Statement

Kerbside Changes

On street parking facilitates vehicle access to and within the City. As the City grows, scarce kerbside space that is currently used for on street parking may require to be re-allocated to accommodate a mix of uses including sustainable transport infrastructure, alfresco dining space, street trees, and servicing for businesses.

Accordingly, changes to the kerbside environment, including modifications to on street parking, must be carefully considered to ensure that the best and most appropriate use of kerbside space is achieved. Changes will be considered where the following factors (where relevant) are addressed satisfactorily:

a. Public transport and bicycle infrastructure requirements
b. Type of land frontage activity / land use patterns
c. Traffic / pedestrian flow characteristics
d. Availability of off-street parking
e. Safety for all users of the street
f. Road type and function
g. Road location
h. Service and emergency vehicle and driveway access requirements

On Street Parking

For the purposes of on street parking management, the City of Perth area is divided into a number of zones (as per figure 1), with each zone having a unique hierarchy of priority for the allocation of scarce kerbside space. These zones are described below and illustrated in Figure 1:

a. **Central zone** – area bounded by Mitchell Freeway, Roe Street, Victoria Avenue, Terrace Road, Riverside Drive and Geoffrey Bolton Avenue.
b. **Foreshore zone** – Mounts Bay Road to west of the Swan Brewery site, Elizabeth Quay, Riverside Drive and Heirisson Island.
c. **Northern zone** – area bounded by Mitchell Freeway, Newcastle Street, Lord Street and Roe Street.
d. **Eastern zone** – area bounded by Graham Farmer Freeway, Lord Street, Victoria Avenue, Riverside Drive and the Swan River to the east.
e. **Western zone** – area bounded by Thomas Street, Mitchell Freeway, Riverside Drive, Fraser Avenue and Kings Park Road.
f. **Southern zone** – the suburbs of Nedlands and Crawley within the City of Perth.

Figure 1 – Kerbside Parking Zones

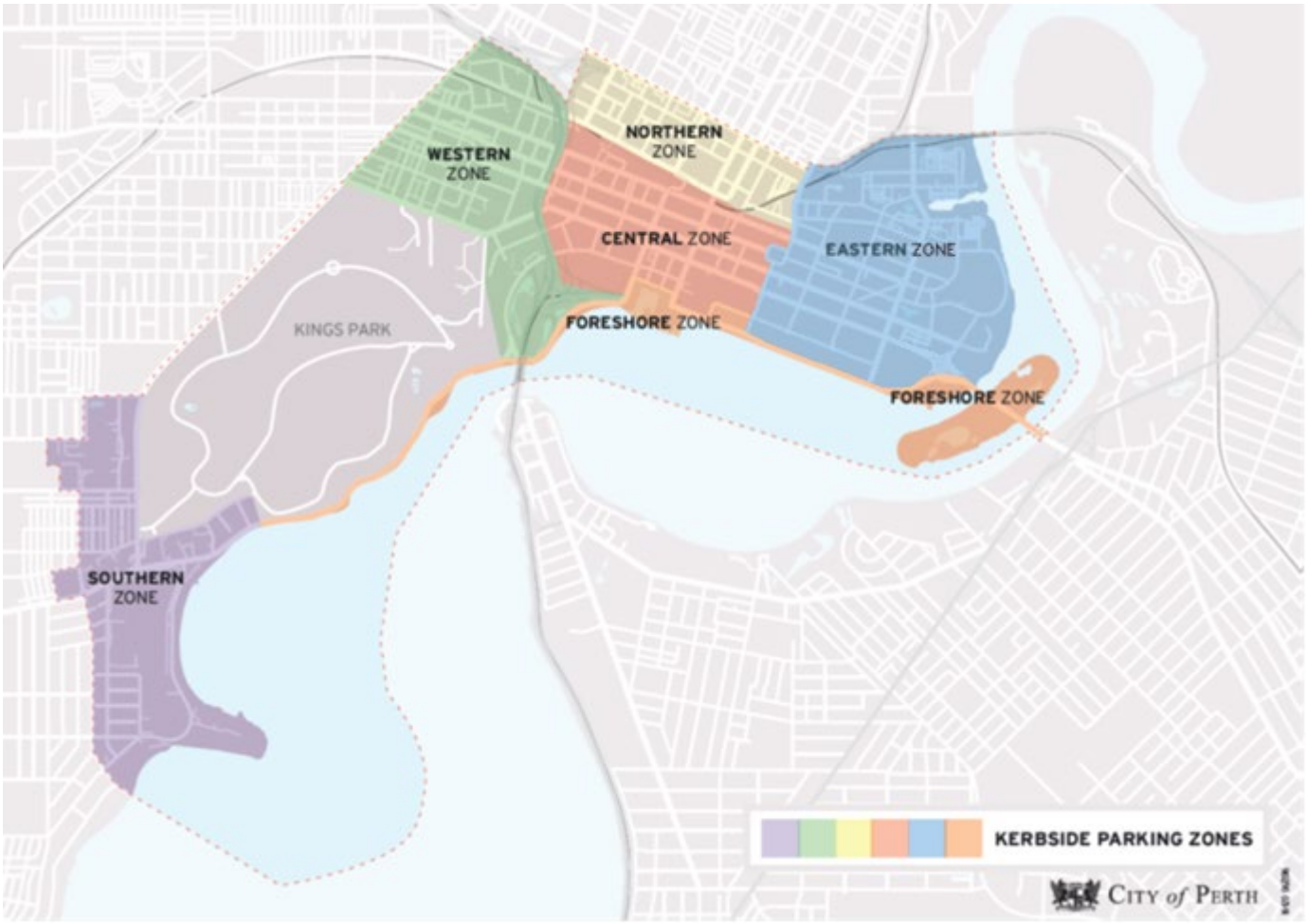

Kerbside Space Hierarchy

The Kerbside Space Hierarchy provides a framework to balance the competing requirements for the use of limited kerbside space. The hierarchy of 'need/priority' allows for the transparent and consistent

determination of the most appropriate use. The hierarchy will be considered in the context of surrounding land uses and the allocation of other kerbside space in the locality.

The allocation of kerbside space will be determined based on the following criteria:

a. Sustainable transport modes, including walking, cycling and public transport, will be assigned the highest priority.
b. Functionality of the street (transport function, business operations and residential and visitor amenity).
c. Private vehicle parking will be awarded the lowest priority, with short stay parking being ranked above long stay and commuter parking.

The above criteria reflect the City's strategic priorities and have been applied to each zone with consideration given to the unique characteristics of the zones and their diverse nature in the development of the following hierarchy of priority.

Table 1 - Hierarchy for Priority of Kerbside Space Provision

Kerbside Parking Zone	Hierarchy for Priority
Central and Foreshore Zones	Pedestrian (universal) access On-road cycling infrastructure (on designated cycle routes) Public bus services Universal access parking Service vehicles Chartered vehicles / Taxis Short stay car/motorcycle parking
Northern, Eastern and Western Zones	Pedestrian (universal) access On-road cycling infrastructure (on designated cycle routes) Public bus services Universal access parking Service vehicles Resident/commercial parking Chartered vehicles / Taxis Short stay car/motorcycle parking Vehicles parked for recreational purposes
Southern Zone	Pedestrian (universal) access On-road cycling infrastructure (on designated cycle routes) Public bus services Universal access parking Service vehicles Resident parking Vehicles parked for recreational purposes Chartered vehicles / Taxis Short stay car/motorcycle parking Long term / student parking

Residential Parking Permits

The permit guidelines shall establish:

a. The eligibility for a residential parking permit
b. The types of residential parking permits
c. The conditions of residential parking permits
d. The term of a permit
e. The process for application or renewal of a permit

The permit guidelines should be consistent with this policy and the kerbside guidelines to ensure the effective use of kerbside space.

Notwithstanding any other provisions which restrict the issuing of a permit, the CEO may, in unusual or exceptional circumstances approve the issue of a permit under whatever conditions the CEO considers necessary.

Stakeholder Engagement

Localised consultation with Stakeholders including businesses and residents should be undertaken for projects that include significant changes to the kerbside environment. This should occur on a project by project basis as required.

Guidelines

This policy is supported by the 'Guidelines for the use of Kerbside Space' (the kerbside guidelines). These address the operational and technical aspects applicable to kerbside space allocation within the City of Perth. Together, the policy and the guidelines will govern the future provision and management of kerbside facilities across the City.

This policy is also supported by the 'Guidelines for the issue of residential parking permit' (the permit guidelines). These address the process for the issue of residential parking permits within the City of Perth. Together with the *City of Perth Parking Local Law 2017*, the guidelines will govern the future provision and management of residential parking permits.

The kerbside guidelines and the permit guidelines shall be adopted, amended or revoked by the Chief Executive Officer.

Document Control

Policy Context

Legislation:	*City of Perth Act 2016, City of Perth Parking Local Law 2017, Road Traffic Code 2000, Road Traffic Act 1974*
Policy:	City of Perth Integrated Transport Strategy, City of Perth Planning Strategy, City of Perth Long Term Cycle Network Plan, Perth Greater CBD Transport Plan
Procedure and Process:	Guidelines for the use of Kerbside Space

Document responsibilities

City of Perth

Custodian:	Alliance Manager Transport and Urban Design	Custodian Unit:	Transport and Urban Design	Decision Maker:	Council

Review management

Review frequency:	Biennial review	Next review due:	January 2023
Risk rating:	High	Document Management Ref:	257224/2020

Document management

Version	Decision reference	Synopsis of changes
1.0	Policy Committee Meeting 8 February 2021 Simple Majority required	Initial policy submitted for approval

City of Perth

Discussion Paper

Review of Policies 22.6 Resident on Street Parking and 22.9 On Street Parking

Prepared by: Transport and Urban Design and Parking - *15 January 2021*

Table of Contents

1. Executive Summary 3

2. Background and Context 4

2.1. Legislation 5

2.2. Alignment to Integrated Planning Framework 5

2.3. City of Perth Inquiry 6

2.4. External Directions - Industry / State Government Guidelines 6

3. Research 7

3.1. Parking Zone Summary Table 7

4. Risks and Issues 10

5. Budget and Resource Implications 10

6. Key Discussion Items and Points of Clarification 10

6.1. Policy objectives and scope 10

6.2. On Street Hierarchy 12

6.3. Guidelines 13

1. Executive Summary

As the City grows, scarce kerbside space that is currently used for on street parking may need to be re-allocated, in line with the City's strategic objectives, to accommodate a beneficial mix of uses including sustainable transport infrastructure, alfresco dining space, street trees, and servicing for businesses. Such changes to the on street or kerbside environment, including modifications to on street parking, can have substantial impacts, and accordingly must be carefully considered.

The process of managing this change is informed and guided by the City of Perth policy 'On Street Parking 22.9'. The objective of the policy is to govern the allocation and management of kerbside space within the City of Perth and to provide a strategic direction for future provision of on-street parking facilities.

The City also maintains Policy 22.6 Resident on Street Parking which sets out the processes surrounding residential parking permits. This policy is extensively operational and references a local law adopted in 1999. It is recommended to be combined into a new policy with a public guideline replacing a large amount of the operational and technical detail.

The policies have been reviewed and updated to affect the following key changes:

1. Expand the policy area to include the suburbs of Nedlands and Crawley within the City of Perth;
2. Provide greater clarity to businesses, residents and visitors regarding the City's approach and priorities for kerbside space;
3. Simplify the policy content and defer operational / technical matters to a set of guidelines;
4. Provide a sound decision making process for the implementation of modifications to kerbside space; and,
5. Align the on street prioritisation framework to accord with the City's strategic priorities.

The new policy is supported by the 'Guidelines for the use of Kerbside Space' (the kerbside guidelines). The guidelines address the operational and technical matters that were previously contained in the policy. Together, the policy and the guidelines will govern the future provision and management of kerbside facilities across the City.

Likewise the new policy will be supported by the 'Guidelines for the issue of Residential Parking Permits' (the permit guidelines). These will address the process for the issue of residential parking permits within the City of Perth. Together with the *City of Perth Parking Local Law 2017*, the guidelines will govern the future provision and management of residential parking permits.

It is proposed to conduct community consultation once the guidelines are drafted, on the draft permit guidelines. Following consultation they will take effect with the repeal of the current policies on 1 July 2021.

2. Background and Context

At its meeting held on 27 January 2009, Council adopted Council Policy 22.9 (On Street Parking) to guide the City's management of the various, and at times, conflicting community demands for on street space and to ensure appropriate turnover of spaces for maximum user benefit.

In **2016** The City of Perth Transport Unit conducted a review of on-street parking following the introduction of the *City of Perth Act*, additional areas resulting from boundary changes formed part of the review and were included in the subsequent draft strategy. The boundary changes included University of Western Australia, the Queen Elizabeth II Medical Centre, Royal Perth Yacht Club and 1,348 new properties formerly within the City of Subiaco.

The overarching objective was to establish the principles and governance framework for on-street space within the City of Perth for the provision of both residential and non-residential on-street parking, including parking for business and commercial purposes.

Special consideration was given for areas likely to experience significant change in on-street parking demand, such as East Perth, due to large-scale events at Optus Stadium.

Based on the review a draft strategy was developed to address optimisation of on-street space for people living within the city, while also considering balancing the needs of commercial and other parking demands, such as visitor requirements.

These were considered critical issues given the cost of parking provision for the City of Perth and the requirement for parking revenue to be maintained to fund community services, operational and capital costs. Particularly important given that in recent times parking revenue has reduced and the Perth Parking Levy has increased.

The proposed objectives were:

- Ensure limited on-street resources are allocated in an equitable manner
- Provide guidance in the provision and positioning of on-street parking
- Achieve balance in accessibility for all users through the appropriate provision of on-street parking amenities
- Manage on-street parking and achieve a balance for residential, commercial and other parking demands
- Address sustainable transport issues
- Ensure the needs of commercial enterprises are not prejudiced by the provision of on-street residential parking
- Acknowledge the limits of parking availability within all localities and issue residential parking permits accordingly
- Recognise that community access to residential areas needs to be maintained

The implementation of the strategy, along with the revised residential parking policy 22.6, were put on hold due to the dismissal of Council and subsequent appointment of Commissioners. The Commissioners requested an external strategic review of parking, the results of which were deemed unsatisfactory by the Commissioners. Several requests were made for additional information until **March 2019** when the Chair Commissioner put the review on hold. An organisational restructure took priority which resulted in on and off-street Parking Units merging, and the objective shifted to the Major Trade Undertaking (MTU).

Council, at its meeting held 3 November 2020, endorsed the establishment of a Policy Committee to review all council policies by 1 September 2021. Accordingly, the *Residential On Street Parking Policy 22.6* has been identified as a priority for review by Council alongside Policy 22.9 On Street Parking.

2.1. Legislation

- Perth Parking Management Act 1999 - An Act that provides statutory authority for the Perth Parking Policy, under which all non-residential parking bays within the boundary of the Perth Parking Management Area (PPMA) are to be licensed. The revenue raised from the parking licensing scheme is used to enhance accessibility and the amenity of the Perth Parking Management Area. The Department of Transport is responsible for administering the Perth Parking Management Act Reference: Perth Parking Management Act 1999.
- Perth Parking Policy 2014 - This policy sets out the approach by the State Government, following consultation with the City of Perth and other responsible planning authorities to the development and management of parking facilities that fall within the Perth Parking Management Area (PPMA).
- Local Government Act 1995 - Provides provision to create local laws, policy's and set fees.
- City of Perth Parking Local Law 2017 - Provides for the management and regulation of parking within the district, the effect of this local law is to manage parking throughout the district to ensure safe, fair and equitable use and access of parking facilities under the care and management of local government. Parking Local Laws cannot contravene an Act or Regulation such as the *Road Traffic Code 2000*

2.2. Alignment to Integrated Planning Framework

Strategic Community Plan	
Aspiration:	**Place** – A well-planned and functional built form environment, promoting world class architecture, appreciation of heritage, diversity of land use and a sustainable, affordable and accessible integrated transport system.
Objective:	**2.4 -** A connected and accessible city with well utilised and sustainable non-car transport options.
Objective:	**2.5** - A parking service model that meets community needs from a best value for money perspective and allows for additional community benefits.
Aspiration:	**Planet -** A city that respects, protects and fosters its natural environment, embraces the principles of sustainability and acknowledges the impacts of our changing climate.
Objective:	**3.4 -** Awareness, acknowledgement and effective response to the impacts of climate change and sea level rise on infrastructure in both the public and private realm.
Aspiration:	**Prosperity -** A city with a diverse and resilient economy capitalising upon its unique competitive advantages and creative reputation, attracting sustainable

	investment in education, tourism, entertainment, commerce, technology and trade.
Objective:	**4.6** - Precincts that utilise their unique sense of place, local pride and enthusiasm to encourage investment and economic activity.
Aspiration:	**Performance -** A city led by a Council and supported by a administration that is committed to sound strategy and governance, excellence in customer service and effective and sincere engagement with all stakeholders.
Objective:	**5.1 -** An integrated strategic framework with clear line of sight between community vision and operational outcome.

2.3. City of Perth Inquiry

Not Applicable.

2.4. External Directions - Industry / State Government Guidelines

1. **The Perth Parking Policy (PPP)** provides statutory planning controls on the provision of non-residential off-street parking within the Perth Parking Management Area (PPMA). The PPMA covered the entirety of the area of the City of Perth prior to the introduction of the *City of Perth Act*, plus a few small sections of the City of Vincent. This policy has not been reviewed since 2012, despite the requirement for a review to occur every two years.

2. **The Perth Parking Management Act 1999** provides the statutory backing to the PPP. It requires all non-residential parking bays within the PPMA to be licensed. This Act also:
   - Establishes the PPMA
   - Requires that parking bays within the PPMA are licensed
   - Provides the DOT with the power to inspect properties and collect information for the purpose of enforcing the Act.
   - Establishes the Perth Parking Licensing Account (PPLA) and
   - Authorises regulations to be made.

Section 23 of the Act is important for the City of Perth as it references the City as follows,

"There shall be charged to the Perth Parking Licensing Account, with the approval of the Minister, after consultation with the City of Perth, any amounts that are, in the opinion of the Minister, necessary or expedient

a) for a purpose within the Perth parking management area that gives effect, or is connected with giving effect, to the Perth Parking Policy; or

b) for the purpose of administering this Act or a purpose connected with its administration."

3. **The Perth Parking Management Regulations 1999** sets the boundary of the PPMA, the annual licence fee and parking bays that are exempt from fees. The regulations also set modified penalty amounts for infringement notices. The regulations specify a licence fee of approximately $1,100 per bay per annum (known as the Perth Parking Levy). This represents a significant cost to the City given the number of car parking bays the City is liable to pay a licence fee for. When the City of Perth borders were extended to Nedlands and Crawley in 2016 the PPMA did not extend to include them.

3. Research

A review of the kerbside environment in the City was undertaken in 2017/18. The review contains recommendations that have been incorporated in the updated policy, as well as an overview of the parking in each kerbside parking zone (see below table). Further research will be undertaken as part of the development and adoption of the City of Perth Integrated Transport Strategy which is scheduled for completion in late 2021 / early 2022. This will inform a review of the guidelines.

3.1. Parking Zone Summary Table

Zone	Boundaries	*On-Street Bay Count	City of Perth Carpark Bay Count	
CENTRAL	Mitchell Freeway, Roe Street, Victoria Avenue, Terrace Road, Riverside Drive and Geoffrey Bolton Avenue.	450	- Pier Street 711 - His Majesty's 648 - The Garage 41 - Elder Street 1054	- Council House 92 - Concert Hall 399 - Fire Station 158
FORESHORE	Mounts Bay Road to west of the Swan Brewery site, Elizabeth Quay, Riverside Drive and Heirisson Island.	150	- Terrace Rd 763 - Point Fraser 265 - Convention Centre 464 - Mounts Bay Rd 10	- Heirisson Island 18 - Plain Street 155 - John Oldham Park 23
NORTHERN	Mitchell Freeway, Newcastle Street, Lord Street and Roe Street.	1050	- James Street 54 - Aberdeen Street 84 - Roe Street 468 - State Library 607	- Cultural Centre 315 - Citi place 480 - Newcastle Street 187 - Aberdeen Garage 15
EASTERN	Graham Farmer Freeway, Lord Street, Victoria Avenue, Riverside Drive and the Swan River to the east	2219	- Queens Gardens 863 - Goderich Street 176 - Hay Street East 25 - Regal Place 289	- Victoria Gardens 14 - Royal Street 735 - Saunders Street 57 - Mardalup Park 11
WESTERN	Thomas Street, Mitchell Freeway, Riverside Drive, Fraser Avenue and Kings Park Road.	1850	- Wellington Street 68 - Mayfair Street 441	- Coolgardie Street 41

SOUTHERN	The suburbs of Nedlands and Crawley within the City of Perth	848 *does not include unmarked bays	- J.H. Abrahams 78	-

*NOTE: On-street bay count does not include special use bays such as ACROD, Loading Zone etc.

3.2. Cost of Residential Parking Permits

The Western Australian government regulates and licenses parking in central Perth under the *Perth Parking Management Act (1999)* which determines that all non-residential bays within the Perth Parking Management Area (PPMA) are licensed and an annual levy, where applicable, must be paid. The PPMA covers Perth CBD, East Perth, West Perth and Northbridge. Residential parking permit holders pay an annual fee of up to $118 ($29.50 for concession) allowing them to park in standard bays and are exempt from on-street parking fees and time restrictions. Therefore, when considering the allocation of residential parking permits it is important to take into account the cost of the parking levy (fees below) versus the income of the permit.

In 2018 DOT considered and approved an application by the City to waive the levy for 151 residential only bays in the East Perth Optus stadium area. This was an exception based on the expectation that residential streets would be parked out during stadium events and therefore, residential parking would need to be preserved. This exemption may be revised in the future, consideration for additional exemptions in other areas would be unlikely.

Parking bay categories and fees

Licence fees are charged in line with the Perth Parking Management Regulations 1999 Schedule 2 Item 11. The fees are not subject to the Goods and Services Tax (GST).

Non-residential parking bays (including tenant parking) that are not available to the general public but are available for use for purposes other than those listed as exemptions (below) (Note: this includes parking bays set aside for customers of, or visitors to, the premises).	$1,169.20 per bay per annum.
Long stay public parking bays	$1,124.40 per bay per annum.
Short stay public parking bays	$1,038.90 per bay per annum.
On-street parking bays	$1,038.90 per bay per annum.
Motorcycle bays	No fee

If you have five or less fee liable parking bays on your property, you do not have to pay a fee but you must still apply for and have a licence for the bays.

REFERENCE-: DEPARTMENT OF TRANSPORT WEBSITE https://www.transport.wa.gov.au/mediaFiles/projects/PROJ_P_LicensedParkingPerthGuide.pdf

The City issues approximately 2,160 residential permits per financial year, this includes three-months, six-months, concessions and multiples for East Perth. The process is very manual with a full-time employee allocated to the function. The cost of producing one permit is approximately $12.37 with a total annual cost of approximately $28,451 It is considered that new technology would drastically reduce this cost. Annual income from the issuing of residential permits is approximately $25,000.

As residential permits provide exemptions for parking fees and time restrictions, loss of on-street parking revenue should be considered. The manual process of the current permit system does not provide data on how often a permit is used only how many permits are issued in any area. Residents are only able to use a permit in their designated area as indicated on parking signs (see example below).

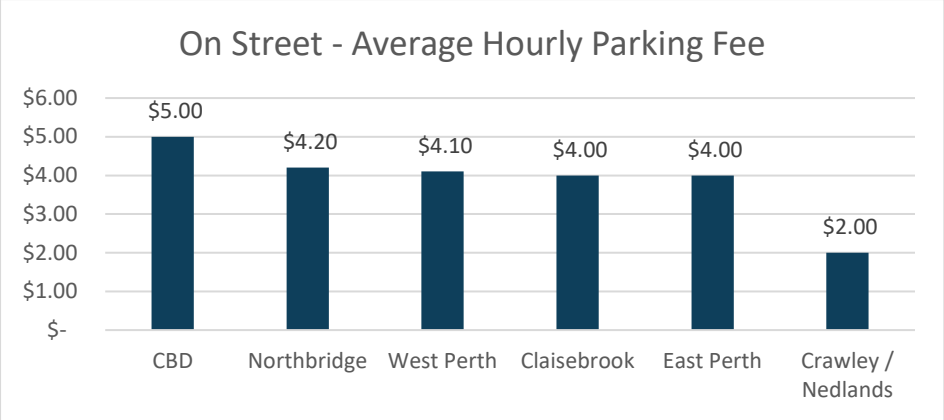

3.2.1. No. of Permits Issued Vs No. of Standard On-street Bays

Area Current Residential Designated Parking Areas	No. of Current Valid permits As at Jan 2021	No. of Standard Parking bays Approx.	Balance of Available *Parking Bays Approx.
Optus Stadium Area 1	678	657	-21
Boans Warehouse Area 3	135	104	-31
Mount Area 5	146	120	-26
Terrace Area 6	129	188	59
Goderick / Forrest Area 7	192	135	-57
Wickham Area 8	218	185	-33
Crawley Area 11	62	126	64
Park Area 13	30	30	0
Nedlands / Crawley	169	1062	893
Outside Areas (exceptions)	80	-	-
TOTAL	1,839	2,607	872

*ONLY INCLUDES STANDARD PARKING BAYS IN THE RESIDENTIAL PARKING AREA

4. Risks and Issues

Parking is a contentious issue with multiple often conflicting views of how it is best managed. What is clear is our residential population is growing and our on-street bay stock is reducing.

Negative stakeholder feedback is often received regarding the kerbside environment. It is considered that localised consultation with Stakeholders including businesses and residents will be required as changes are made to the kerbside space in order to minimise risk. This should occur on a project by project basis as required.

It is recommended community consultation occur in order to enable community members to provide their feedback on residential parking permits.

5. Budget and Resource Implications

Proposed	Estimated Cost
Consult with the community on a precinct basis to propose new policy, provide education about parking constraints and seek views for alternative solutions. **Suggested engagement methods**; • Co-design • Community Education Program • Workshop **Potential Expenses** *(estimates only)* • Precinct booths $6,000 - Nedlands/Crawley, West Perth, East Perth • Advertising, Design & Printing $10,000 • Engage Perth $0.00	$16,000
Additional signage to establish parking permits in Nedlands/Crawley	Nedlands Crawley proposed residential permit areas 500 signs – design & installation

6. Key Discussion Items and Points of Clarification

6.1. Policy objectives and scope

The objectives of the proposed new policy are:

- To provide guidance for the allocation of kerbside space within the City of Perth.

- To ensure the scarce resource of kerbside space is allocated in a suitable way.
- To achieve a balance of accessibility to and within the City for all users.
- To create a more balanced transport system that prioritises sustainable transport modes and places for people.

The policy scope has been expanded to include the entire City of Perth boundary as of 1 July 2016. The current policy does not cover the areas of Crawley and Nedlands that are within the City. The division of the study area into zones has been revised from the four zones currently defined within Policy 22.9 (western, northern, central and eastern zones) to six zones. These zones are illustrated below and include:

a. Central zone – area bounded by Mitchell Freeway, Roe Street, Victoria Avenue, Terrace Road, Riverside Drive and Geoffrey Bolton Avenue.
b. Foreshore zone – Mounts Bay Road to west of the Swan Brewery site, Elizabeth Quay, Riverside Drive and Heirisson Island.
c. Northern zone – area bounded by Mitchell Freeway, Newcastle Street, Lord Street and Roe Street.
d. Eastern zone – area bounded by Graham Farmer Freeway, Lord Street, Victoria Avenue, Riverside Drive and the Swan River to the east.
e. Western zone – area bounded by Thomas Street, Mitchell Freeway, Riverside Drive, Fraser Avenue and Kings Park Road.
f. Southern zone – the suburbs of Nedlands and Crawley within the City of Perth.

Figure 1 – On-Street Parking Management Zones

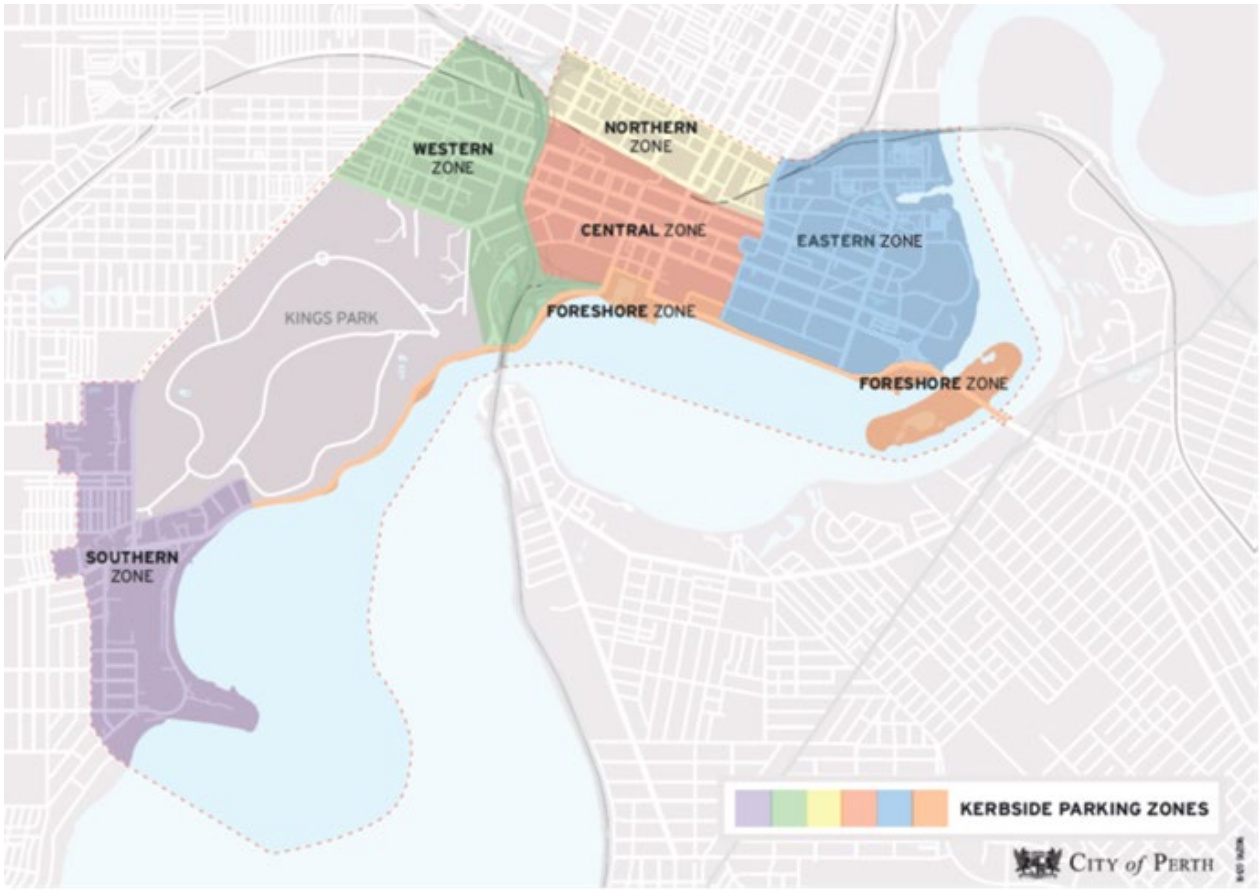

6.2. On Street Hierarchy

Another key addition to the policy is the alignment of the kerbside prioritisation framework to accord with the City's strategic priorities. This includes recognition of sustainable transport modes and places for people as key priorities for kerbside space.

The definition of an on street space hierarchy is required due to the competing requirements for the use of limited on street space. When requests for a change in the existing use of on street space allocation is received at the City, the hierarchy of 'need/priority' allows for the determination of the most appropriate use of on street space. The hierarchy of on street space will be considered in the context of the surrounding land use and the allocation of other on street space in the locality.

The allocation of on street parking will be determined based on the following criteria:

a. Sustainable transport modes, including walking, cycling and public transport, will be assigned the highest priority.
b. Functionality of the street (transport function, business operations and residential and visitor amenity).
c. Private vehicle parking will be awarded the lowest priority, with short stay parking being ranked above long stay and commuter parking.

The above criteria reflect the City's strategic priorities and have been applied to each zone with consideration given to the unique characteristics of the zones and their diverse nature in the development of the following hierarchy of priority.

Table 1 - Hierarchy for Priority of Kerbside Space Provision

Kerbside Parking Zone	Hierarchy for Priority
Central and Foreshore Zones	Pedestrian (universal) access On-road cycling infrastructure (on designated cycle routes) Public bus services Universal access parking Service vehicles Chartered vehicles / Taxis Short stay car/motorcycle parking
Northern, Eastern and Western Zones	Pedestrian (universal) access On-road cycling infrastructure (on designated cycle routes) Public bus services Universal access parking Service vehicles Resident/commercial parking Chartered vehicles / Taxis Short stay car/motorcycle parking Vehicles parked for recreational purposes
Southern Zone	Pedestrian (universal) access On-road cycling infrastructure (on designated cycle routes) Public bus services Universal access parking

Kerbside Parking Zone	Hierarchy for Priority
	Service vehicles Resident parking Vehicles parked for recreational purposes Chartered vehicles / Taxis Short stay car/motorcycle parking Long term / student parking

6.3. Residential parking permits

It is proposed to transfer the contents of Policy 22.6 Residential parking permits into a public guideline. The permit guidelines shall establish:

a. The eligibility for a residential parking permit
b. The types of residential parking permits
c. The conditions of residential parking permits
d. The term of a permit
e. The process for application or renewal of a permit

The permit guidelines should be consistent with the new policy and the kerbside guidelines to ensure the effective use of kerbside space.

The policy will however allow the CEO to issue permits regardless of the conditions given in the permit guidelines and this policy where there are unusual or exceptional circumstances.

6.4. Guidelines

A significant change to the policy is the removal of the technical guidelines. These have been removed from the policy and have been included in a new internal guideline titled 'Guidelines for the use of Kerbside Space'.

These guidelines will address the matters contained in the current policy including:

- Parking management
- Parking controls
- Positioning of parking uses along road sections
- Loading bays
- Bus parking
- Taxi parking
- Parking for people with disabilities
- Motorcycle and scooter parking
- Parking for emergency vehicles
- Tour coach parking
- Universal access bays
- Dual use of bays
- Resident parking
- Parking for charitable organisations

- Alfresco dining
- Verge parking
- Clearways

The removal of the above from the updated policy provides greater simplicity and flexibility for the City. It is expected that the guidelines will be reviewed following the development and adoption of the City of Perth Integrated Transport Strategy which is scheduled for completion in late 2021 / early 2022.

City of Perth

Guidelines for the use of Kerbside Space

15 January 2021

Prepared by:
Transport and Urban Design
Parking Services

Contents

1. Introduction 3
2. Aim 3
3. Guide Area 3
4. Objectives 3
5. Definitions 3
6. General Provisions 4
7. Parking Management 4
8. Hours of Restriction 5
9. Parking Controls 5
10. Positioning Of Parking Uses Along Road Sections 6
11. No Stopping Areas 6
12. Loading Bays 7
13. Bus Parking 7
14. Taxi Parking 8
15. Parking For People With Disabilities 9
16. Motorcycle And Scooter Parking 9
17. Parking For Emergency Vehicles 9
18. Our Coach Parking 9
19. Universal Access Bays ..... Error! Bookmark not defined.
20. Dual Use Of Bays 10
21. Resident Parking 10
22. Parking For Charitable Organisations 10
23. Alfresco Dining 10
24. Verge Parking 10
25. Clearways 10
26. Implementation and Monitoring 10

1. Introduction

- This document outlines the City's approach to the future provision and management of kerbside facilities across the City of Perth.
- This document may be cited as the Guidelines for the use of Kerbside Space.

2. Aim

- To inform the provision and management of on-street / kerbside space within the entire City of Perth area.

3. Guide Area

This document applies to the entire City of Perth local government area.

4. Objectives

- To provide guidance for the allocation of on-street space within the City of Perth.
- To ensure the scarce resource of on-street space is allocated in a suitable way.
- To achieve a balance of accessibility to and within the city for all users.
- To create a more balanced transport system that prioritises sustainable transport modes and places for people.
- To provide guidance to the general positioning of parking uses along road sections.

5. Definitions

'Business areas'	means commercial and retail business localities.
'Charter vehicles only'	means a vehicle licensed as an Omnibus under the *Transport Coordination Act 1966*, but does not include a public bus.
'Charitable Organisation'	means an organisation for which at least 90% of its revenue is not-for-profit i.e. not commercial.
'Commuter parking'	means parking for vehicles driven by people who regularly drive to and from the central Perth area for work purposes during the AM and PM peak periods.
'Area'	means a locality identified in Schedule A of the policy.
'Dwelling Unit'	means a building or portion of a building being used or intended, adapted or designed to be used for the purpose of human habitation by; a) a single person; b) a single family; or c) no more than six (6) persons who do not compromise a single family.
'General parking bays'	means parking for motor vehicles and motorcycles / scooters (excluding service bays, loading zones, taxi ranks and five-minute bays).
'Local Law'	means the City of Perth Parking Local Law 2017 (effective from 14 March 2017).
'Parking permit'	means a parking permit as defined in the Local Law.

'Resident'	means a person occupying a dwelling unit on a permanent basis for a period of three months or more.
'Short stay parking'	means parking for two hours or less in the central, western, northern, eastern and foreshore zones and three hours or less in the southern zone.

6. General Provisions

This Guide has been prepared pursuant to Part 9 of the Local Law.

7. Parking Management

- For the purposes of on-street parking management, the City of Perth area is divided into a number of zones (as per figure 1), with each zone having a unique hierarchy of priority for the allocation of scarce on-street space.

- An order of priority has been adopted for each of the on-street parking zones. Future decisions regarding the allocation of on-street space within each zone should be determined on the basis of the order of priority for each zone.

- Priority should be awarded to vulnerable road users and sustainable transport modes. Within all areas pedestrians should be given the highest priority. Private vehicle parking should have the lowest priority (however short stay parkers should be ranked above long stay parkers and commuters).

- The following order of priority should be adopted for the provision of on-street space within the **Central and Foreshore Zones**:
  - Pedestrian (universal) access
  - On-road cycling infrastructure (on designated cycle routes)
  - Public bus services
  - Universal access parking
  - Service vehicles
  - Chartered vehicles / Taxis
  - Short stay car/motorcycle parking
- The following order of priority should be adopted for the provision of on-street space within the **Northern, Eastern, and Western Zones**:
  - Pedestrian (universal) access
  - On-road cycling infrastructure (on designated cycle routes)
  - Public bus services
  - Universal access parking
  - Service vehicles
  - Resident/commercial parking
  - Chartered vehicles / Taxis
  - Short stay car/motorcycle parking
  - Vehicles parked for recreational purposes
- The following order of priority should be adopted for the provision of on-street space within the **Southern Zone**:
  - Pedestrian (universal) access
  - On-road cycling infrastructure (on designated cycle routes)
  - Public bus services
  - Universal access parking
  - Service vehicles
  - Resident parking
  - Vehicles parked for recreational purposes
  - Chartered vehicles / Taxis
  - Short stay car/motorcycle parking
  - Long term / student parking

Figure 1: Kerbside Parking Zones

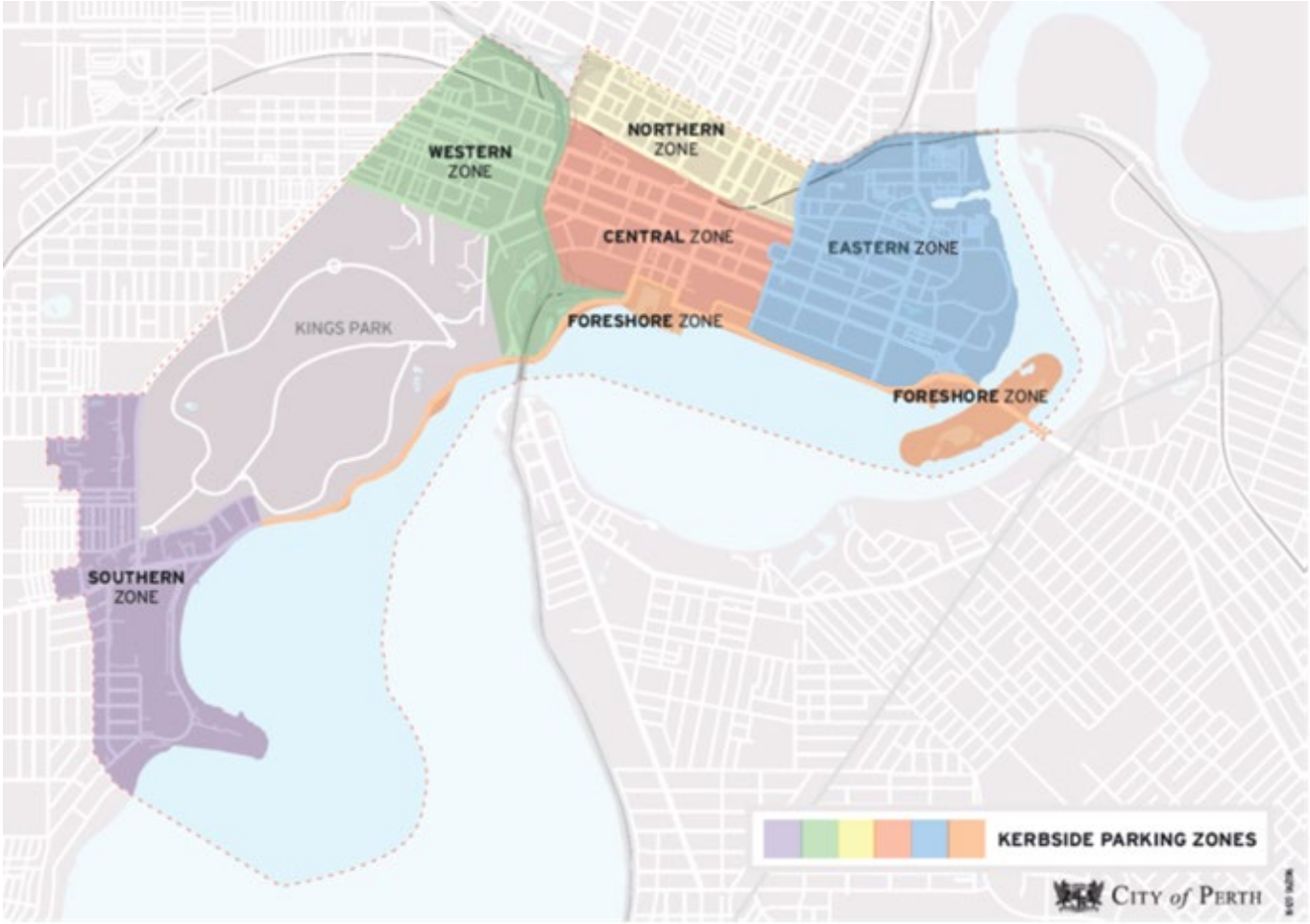

8. Hours of Restriction

The uniform parking restriction system is summarised in Table 1 below. It is recognised that isolated pockets could exist within each zone that may have different requirements to those outlined in this guide and these could be considered by the Council.

Table 1: On-Street Parking Restrictions for Standard Bays

Kerbside Parking Zone	Hours / Days of Operation	General Parking Time Limit
Central Zone	8.00am - 6.00pm (Mon-Sat)* 12.00noon - 6.00pm (Sun and Public Holiday)	15 or 1 hour
Northern Zone	8.00am - 6.00pm (Mon-Sat) 11.00am - 6.00pm (Sun and Public Holiday)	15 or 1 or 2 hours
Western and Eastern Zones	8.00am - 6.00pm (Mon-Fri)	15 or 30 minutes or 2 or 3 hours
Foreshore Zone – Elizabeth Quay (including Barrack Square)	8.00am - 9.00pm (Mon-Sun and Public Holiday)	15 or 1 hour
Foreshore Zone – All Other Areas	8.00am - 6.00pm (Mon-Sun and Public Holiday)	15 or 1 or 2 hours
Southern Zone	8.00am - 6.00pm (Mon – Fri)	15 or 30 minutes or 1, 2 or 3 hours

9. Parking Controls

- AS1742.11 be adopted as the basis of all parking signs in the City of Perth.
- Continuous yellow line marking could be used to supplement no stopping signs. Yellow line marking without the supplementary no stopping signage is not supported.

10. Positioning Of Parking Uses Along Road Sections

- Different categories of on-street parking should be appropriately located along the road section, as summarised in Table 2.
- On-street parking adjacent to crossovers is restricted to a minimum 1.5m on either side of the crossover.
- Areas of on-street space not appropriate for parking shall be controlled by No Stopping signs (and not by No Parking signs) to reduce driver confusion. Table 3 should be adopted where possible with all restrictions being 'No Stopping' and 1.5m clearance to crossovers to be maintained. Figure E1 provides supplementary information.

Table 2: Locations for Parking along a Road Section

Start of road section	Mid-block	End of road section
• Loading bays • Universal access bays • Bus bays (first 25m)	• Private car bays, motorcycle bays, ACROD bays	• Loading bays • Universal access bays • Taxi rank • Bus bays (end 25m)

11. No Stopping Areas

Table 3: No Stopping Areas

Location	Restriction	Restricted Area	
		Approach Side	Departure Side
Signalised intersection	No Stopping	20m	20m
Unsignalised intersection	No Stopping	10m	10m
Level crossing	No Stopping	20m	20m
Unsignalised pedestrian crossing	No Stopping	20m	10m
Signalised pedestrian crossing (non intersection)	No Stopping	10m	3m
Fire hydrant	No Stopping	1m	1m
Australia Post box	No Stopping	3m	3m
Crossover	No Stopping	1.5m either side	

Figure E1 No Stopping Areas for Signalised and Unsignalised Intersections

Measurement of Distance Intersection with Traffic Lights	Measuremetn of Distance T Intersection without Traffic Lights
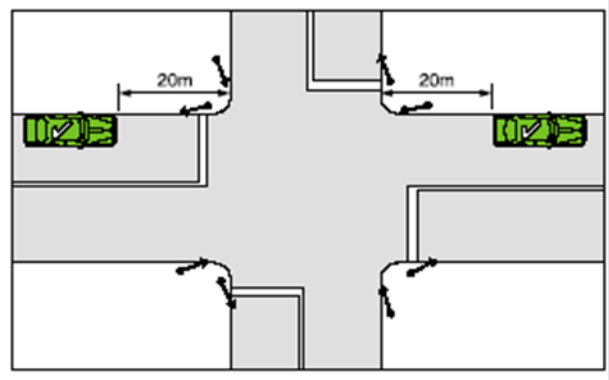	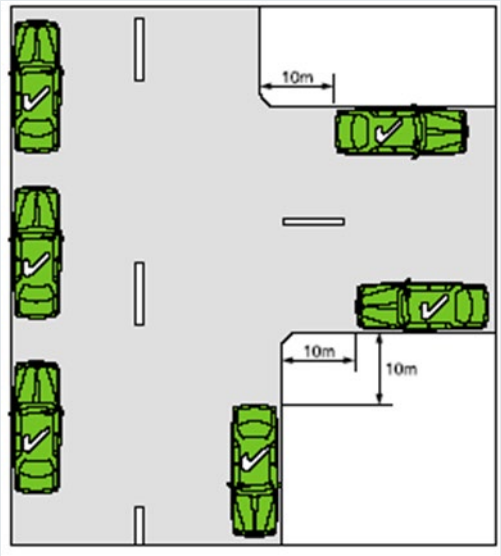

(Source: Australian Road Rules, 1999)

12. Loading Bays

- In response to requests for additional loading bays, consideration will be given as to whether designated loading bays or universal access bays would be more appropriate.
- Extending loading bay time limits to half an hour in the central city will be considered where deemed appropriate.

13. Bus Parking

- Bus layover bays will remain in the eastern zone until such time that off-street bus layover in the area has been established.
- Consideration will be given to the impact on bus operations when proposals to remove existing clearways are determined.

14. Taxi Parking

- The best practice guidelines for taxi rank facilities, as summarised in Table 4, be adopted where possible.
- New taxi ranks be designed to accommodate multi purpose taxis (MPTs) with a minimum width of 3.1m, length of at least 8m and flush kerb access to the footpath.
- Where possible existing taxi ranks be upgraded to disability access requirements to accommodate MPTs.

Table 4: Best Practice Guidelines for Taxi Rank Facilities

<table>
<tr><th rowspan="2">Objective</th><th colspan="6">Recommended Facilities</th></tr>
<tr><th>Transport Interchange</th><th>CBD</th><th>Hospitals</th><th>Hotels</th><th>Recreational Venues</th><th>Taverns & Nightclubs</th></tr>
<tr><td>Safety</td><td colspan="5">Indented bay, public phone, after hours lighting</td><td>Security staff</td></tr>
<tr><td>Comfort</td><td>Also lounge area</td><td colspan="5">Seating, protection from heat and rain, access to nearby toilets, rubbish bins</td></tr>
<tr><td>Location and Design</td><td colspan="6">Easy access to road system, away from parked cars, prominent and convenient position, large enough for MPT to load and unload, central rank preferred to multiple ranks, dedicated ranks preferred to dual uses zones, radio equipment required for communication equipment.</td></tr>
<tr><td>Identification</td><td>Signage from within interchange</td><td>Road markings, high visibility to pedestrians, international signage standards</td><td>Signage from within hospital</td><td colspan="3">Road markings, high visibility to pedestrians, international signage standards</td></tr>
<tr><td>Universal Access</td><td colspan="6">Kerb ramp</td></tr>
</table>

15. Parking For People With Disabilities

- A dedicated ACROD bay should be provided on every street block (see Figure 2 for illustration of typical street block) in the central area where general parking bays are provided.

- Dedicated ACROD parking bays will be provided in accordance with "AS/NZS 2890.6 - Parking facilities - Off-Street Parking for People with Disabilities", at a minimum rate of one ACROD on-street parking bay for every 50 general on-street parking bays.

- Ticket machines be located within 10 metres of ACROD bays where possible to prevent permit holders having to walk long distances.

- Locations for ACROD bays will be determined in accordance with the following criteria:
  - In locations that do not unreasonably affect the flow of traffic
  - If there are no other ACROD bays within close proximity
  - Where existing ACROD bay occupancy levels are over 85%, an additional ACROD bay may be considered in close proximity

Figure 2: Illustration of Typical Street Block

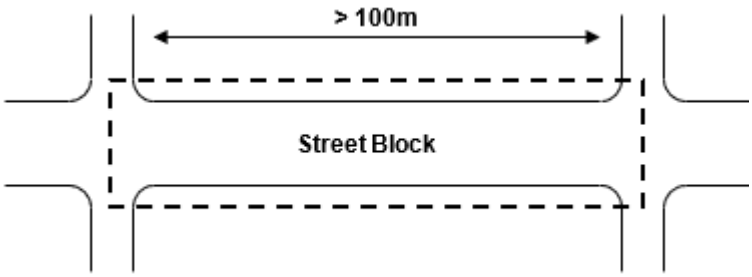

16. Motorcycle And Scooter Parking

- On-street motorcycle parking bays be located on every street block (where general parking bays are provided), at a minimum rate of approximately 1 motorcycle bay for every 20 general car bays.

- Motorcycle parking be charged at 33% of the car parking fee.

- Motorcycle parking be subject to the same general time restrictions as private car bays.

- Parking meters or electronic multi-bay meters be provided for all motorcycle bays.

- Parking of motorcycles and scooters on footpaths is prohibited.

17. Parking For Emergency Vehicles

- Police, ambulance and fire brigade vehicles are permitted to park in any on-street parking bays for operational purposes.

- Vehicles that can not be easily identified as an emergency vehicle can be issued with an on-street parking permit.

18. Charter Vehicle / Tour Coach Parking

- Tour Coach parking facilities will be considered in response to requests.

- Pick-up and set down bays (of appropriate length to accommodate coaches) or universal access bays will be considered as an option to designated Tour Coach bays if appropriate.

- Locations for charter vehicle zones will be determined in accordance with the following criteria:
  - In locations that do not unreasonably affect the flow of traffic
  - Within close proximity to hotels, tour businesses or significant tourist destinations

19. Dual Use Of Bays

- Dual use bays will be considered when requests for on-street parking modifications are received by the City.
- Restrictions for dual use bays will be consistent with the standard hours applicable to an area to avoid confusion.
- Signage for dual restriction needs to be clear, whilst complying with AS1742.11 (Manual of uniform traffic control devices Part 11: Parking controls).

20. Resident Parking

- Resident On-Street Parking is addressed in the Resident On-street Parking Guide 22.6.

21. Parking For Charitable Organisations

- This guide replaces City of Perth Policies 1.5 and 1.10
- On request, one on-street parking space may be made available free of charge to charitable institutions to facilitate the conducting of street appeals.
- Additional bays should be charged at a rate of 50% of the usual parking fee.
- Only general on-street car parking bays should be allocated to charitable organisations, (this excludes ACROD, loading, universal access or other bays).

22. Alfresco Dining

- The assessment of footpath widening proposals (for alfresco dining) and the conversion of embayed parking into alfresco dining areas will take into account the hierarchy of priority within the relevant on-street parking zone.
- ACROD, universal access, bus, coach, loading, taxi, pick up and set down and motorcycle bays should not experience a net loss to accommodate new alfresco dining areas.

23. Verge Parking

- Verge parking is prohibited.

24. Clearways

- Clearways will be reviewed frequently to ensure free traffic flow is maintained.
- Morning and afternoon peak traffic should be monitored and reviewed at least every five years to assess the extent of peak spreading.

25. Implementation and Monitoring

- The use of kerbside space is fluid and should respond to land use changes that occur through development.
- The guidelines should be continually updated as the need arises and the On Street Parking Policy 22.9 should be reviewed every two years with amendments made accordingly.

17. Matters for which the meeting may be closed

17.1 Media Booking, Buying and Planning – EXM000046

Responsible Officer	Anne Banks-McAllister, General Manager Community Development
Voting Requirement	Simple Majority
Attachments	Confidential Attachment 17.1A – Evaluation Report Confidential Attachment 17.1B – Schedule of Rates

Purpose

To recommend appointment of a suitably qualified and experienced contractor for the supply of Media Booking, Buying and Planning. This item was deferred by resolution of Council from the December 2020 Ordinary Council Meeting to the first Ordinary Council Meeting of 2021.

Recommendation

That Council ACCEPTS the most suitable proposal, being that submitted by Initiative Media for the Media Booking, Buying and Planning (Proposal EXM000046) for a period of two years six months in accordance with their submitted schedule of rates in Confidential Attachment 17.1B.

Background

1. The City of Perth currently plans, books and purchases media through contracts that expired on 31 January 2021.

2. The contracts are currently held with The Brand Agency and 303MullenLowe.

3. The City requires specialised media booking, buying and planning services in the future to support any paid marketing or promotional activity that the City may want to conduct. The City does not have these specialist software or skillsets in-house.

4. The provision of Marketing Creative Services is not part of this procurement and subject to a separate procurement process currently occurring in parallel.

5. Review of previous years' expenditure on media booking, buying and planning services indicates an estimated spend of up to $1.9m per annum. There is no minimum required spend in any given year.

6. The City's preferred approach for this contract is procurement through pre-approved suppliers on the State Government Department of Finance Common Use Arrangement CUAMBBP2018.

7. This is an exempt process that does not require a public tender process under Regulation 11 (2) (e) of the *Local Government (Functions and General) Regulations 1996*.

8. The Request for Proposal was released on the City's e-Tendering Portal Tenderlink and closed on 29 October 2020 at 2pm.

9. The scope of this request for proposal included:
   a. CATEGORY A2: Media Booking and Buying – campaign
   b. CATEGORY B: Media Strategy and Channel Planning
   c. CATEGORY C: Additional Advertising Services

Discussion

10. Respondents were required to address the following qualitative selection criteria as set out in the RFP specifications:

    a. The media planning, buying and performance reporting process (30%)
    b. Account personnel (15%)
    c. Value added services (15%)
    d. Presentation on the organisation, services on offer and client portfolio (40%)

11. There are two specialist media organisations on the CUAMBBP2018 managed by the Department of Finance - Initiative Media and Carat who both submitted a response to the City's RFP.

12. Both respondents met all compliance criteria as set out in the specifications document issued by the City.

13. In addition, as pre-approved suppliers on the CUAMBBP2018, both respondents have passed stringent compliance and background checks through the Department of Finance separately to the City's compliance requirements.

14. In response to the assessment criteria, Initiative Media scored 75% ranking first and Carat scored 71% ranking second. Based on these assessed scores, both respondents represent high quality suppliers that are low risk to the City.

15. Initiative Media outlined their own proprietary media planning and buying process called Infinity – an end-to-end process. The booking and buying process is geared towards maximum value for the client beyond set industry discounts. Initiative do not offer creative services and can therefore remain truly independent and agnostic across agencies. All resources working on the account would be based in Perth, Leederville, and have significant industry experience. Initiative demonstrated a comprehensive focus on and overview of data and technology which is available for the City to utilise to strengthen audience segments and improve measurement and reporting of outcomes. Demonstration of some good examples and methodology of use of data tracking and addressable media. Great use of case studies to demonstrate their skills and experience in delivering outcomes for the client.

16. Carat, part of the Dentsu global network, advised their planning process is separated into five stages called "Designing for People" and goes beyond just simple demographics. The approach is data driven using their own proprietary 10,000-person consumer survey and then fused with Roy Morgan data. All staff are based in Perth at Brookfield Place. Key client resources have over 15 years' experience with notable clients. Carat as an agency have 10 years' experience managing the WA Government media account and demonstrated $6.1m of savings off Government rates in previous 12-month period. Case studies presented were considered high level and lacked any significant detail or explanation beyond the showcased metrics. Carat did not provide any significant detail of use of smart data and technology stacks which could add value to the scope of work outside of reference to an ongoing trial. This was considered a key point of difference to the Initiative Media presentation and a potential lack of capability in this space in the short term compared to the other respondent.

17. Both respondents submitted a schedule of rates for services to be provided within the scope of work. An analysis of the rates indicates similar pricing across key line items. Both respondents charge a % on nett media cost across media booking and buying. The City's technical experts on the assessment panel are satisfied that both respondents would provide value for money based on the schedule of rates provided and comparable if not better value than current arrangements in place. The nature of media buying means that the City is guaranteed the Government rate negotiated through the CUA as the maximum price, however, each supplier negotiates their own pricing, often at much cheaper rates than the Government rate which are passed on as savings to the City. It is not possible to compare these rates across suppliers as it is wholly dependent on the supplier, the relationship with the media seller and the volume of media purchased in any given campaign.

18. In order for the panel to be satisfied that the City is receiving value for money based on the submitted price schedules, a comparative analysis was undertaken using sample spend data for items where there was a comparable % of nett media charge levied. It indicated that in two charge categories Carat Media would be cheaper, however on two additional categories Initiative Media would be cheaper. As the City is likely to purchase media from all four of the analysed categories in any given campaign, the overall costs are likely to be very similar and provide the same value for money offering no matter which respondent is contracted.

19. Initiative Media were assessed by the panel as having the best qualitative criteria score and a schedule of rates that would provide value for money to the City over the life of the contract. In addition, their

demonstrated smart data technology capabilities would provide opportunities for the City to significantly enhance its audience segmentation, measurement, tracking and efficiency of marketing spend, and they are recommended as the preferred supplier.

Stakeholder Engagement

20. During the development of the COVID-19 Economic Rebound Strategy, external stakeholders were consulted. These stakeholders had indicated that they supported marketing campaigns to be continued as part of the strategy

Decision Implications

21. If Council does not support the recommendation, the City of Perth will have no arrangements in place to be able to plan media, book media and purchase advertising. The most recent contract to provide these services expired on 31 January 2021. Without a contract the City will not be able to plan and book any advertising as part of marketing campaigns or promotional support for City managed events. There are no in-house specialist systems or skills to be able to provide this service.

Strategic, Legal and Policy Implications

Strategic	
Strategic Community Plan Aspiration:	Prosperity A city with a diverse and resilient economy capitalising upon its unique competitive advantages and creative reputation, attracting sustainable investment in education, tourism, entertainment, commerce, technology and trade.
Strategic Community Plan Objective:	4.1 A sustained increase in leisure and business tourism visitation 4.3 Strategic brand positioning for Perth as a city that is internationally recognisable, unique and inviting 4.4 Attract and support new and existing business to create a CBD retail experience that is superior to suburban competition.
Issue Specific Strategies and Plans:	Corporate Business Plan CBP4.5 Marketing Campaign to promote Perth as Safe & Open

Legal and Policy	
Legislation:	Regulation 11 (2) (e) of the *Local Government (Functions and General) Regulations 1996*
Legal advice:	Not Applicable.
Policy	9.7 Purchasing

	The proposal process has been conducted in accordance with Council Policy 9.7.

Financial Implications

The financial implications of the recommendation(s) are accommodated within the existing budget.

Account Number	1014-100-50-10027 1014-100-50-10031 1014-100-50-10049 1014-100-50-10064 1014-100-50-10072 1014-100-50-10183 1014-100-50-10300 1014-100-50-10274	Operating
Account Description	Various Marketing Campaign Projects	
Total Budget	$1,643,000	
Budget – This report	$0	
Remaining Budget	$83,480	
Budget Impact	Projected to meet budget	

This procurement was discussed at an Elected Member Engagement Session on 19 January 2021. It was confirmed to Elected Members that there is no minimum spend associated with this procurement, the City will only engage the service provider on an as needs basis with approved budget.

Relevant Documents

Not applicable.

Further information

Not applicable.

City of Perth

Confidential Attachment 17.1A and 17.1B

Item 17.1 - Media Booking, Buying and Planning – EXM000046

Agenda Briefing Session

16 February 2021

Distributed to elected members under separate cover

17.2 Safe Night Spaces

Responsible Officer	Anne Banks-McAllister, General Manager Community Development Alliance
Voting Requirement	Absolute Majority
Attachments	Confidential Attachment 17.2A – Evaluation Report Full Safe Night Space Tender RFT 000045 and RFT 000046

Purpose

To appoint an appropriate service provider for Safe Night Spaces and to consider additional capital budget required for Safe Night Space (Women Only) at 160 Hay Street, East Perth.

This item has been moved from the cancelled 2 February 2021 Special Council Meeting into this agenda.

Recommendation

That Council:

1. ACCEPTS the most suitable tender, being that submitted by Ruah Community Services to provide services for the delivery of Safe Night Spaces (Women's Only Tender A RFT 000045) as per the scope of works for a period of two years with three options of extension of up to 12 months as per the Schedule of Rates detailed in Confidential Attachment 17.2A, with annual CPI increases

2. APPROVES the total allocation of $2,417,270 over three financial years towards operating costs for a women's only Safe Night Space located at 160 Hay Street, East Perth, with:
   - 2.1 $265,052 to be allocated from $1.085M available in the COVID-19 Economic Rebound Reserve identified for support and advocacy for people experiencing or at risk of homelessness: including the co-ordination of services and support networks in the 2020/21 financial year
   - 2.2 $1,060,206 to be considered for allocation within the 2021/22 budget
   - 2.3 $1,092,012 to be considered for allocation within the 2022/23 budget

3. APPROVES unbudgeted capital expenditure of $250,000 for Safe Night Space (Women's' only) at 160 Hay Street East Perth

4. NOTES negotiations are ongoing with the State Government on funding the operating costs of safe night spaces for the next two years.

Background

1. Homelessness has a significant impact on our community. With approximately 272 people sleeping rough in the City of Perth each night, the City continues to face challenges to meet the balance of expectations of businesses and residents, while maintaining a duty of care to those people experiencing homelessness and sleeping rough within the City's boundaries.

2. Responsibility for funding homeless services is primarily the responsibility of the State and Federal governments, however the State Government's 10-Year Strategy to End Homelessness (2020-2030) has increased expectations on Local Governments for localised responses. While the City has implemented several initiatives to support people experiencing homelessness, additional action is required to address the number of street present people impacting City ratepayers and visitors.

3. Despite the imminent implementation of the State's Homelessness Strategy, a lag period of at least 1-3 years is expected where the City will continue to experience homeless people and rough sleepers being street present.

4. On 30 July 2019, Council endorsed an Interim Homelessness Plan. The Plan included an action to establish *"a safe shelter outside of the core retail area of the CBD with integrated provision of support services".*

5. On 3 November 2020, Council endorsed the allocation of $575,000 (capex) for the design and refit of 160 Hay Street, East Perth from the $1.085M available in the 2020/21 Covid-19 Economic Rebound Reserve for support and advocacy for people experiencing or at risk of homelessness, including the co-ordination of services and support networks.

Discussion

6. A Safe Night Space is a space where vulnerable people can go to rest, seek informal support and connect to formal support services in a safe and secure environment. Safe Night Spaces are not a long-term solution, they are an interim solution which provide basic shelter and safety for people who are sleeping rough and decrease the risk of further trauma that may be experienced with sleeping rough.

7. Working with key stakeholders it has been identified there is a need for four safe night spaces to cater for women only, general (all genders), youth (16-25) and cultural (Aboriginal peoples); with the urgent prioritisation of a general (all genders) safe night space and a safe night space (women only).

8. A women's only safe night space is proposed to be provided by the City for a trial period of two years funded over three financial years. Council has endorsed the use of the City owned building located at 160 Hay Street, East Perth (formally known as Rod Evans Community Centre).

Service delivery tender (RFT 000045 & RFT 000046)

9. The City of Perth undertook an open public Request for Tender to appoint a suitable Contractor/s for the supply of homeless services for Safe Night Spaces (Women's only & All Genders). This would be a new contract and a new service in the City of Perth.

10. Tender RFT 000045 (Safe Night Space Women's Only) and RFT 000046 (Safe Night Space All Genders) was advertised in the West Australia on 7 November 2020 and on Tenderlink.

11. Service providers were invited to Tender for Tender A (Safe Night Space women's only) or Tender B (Safe Night Space All Genders) or Tender A and B or as a consortium with a clear lead agency for both Safe Night Spaces.

12. At the close of the Tender on 8 December 2020, two (2) submissions were received. Each provider submitted a conforming Tender submission for both Tender A and Tender B.

13. For comparative purposes, the tender submissions were assessed by a tender assessment panel against the following criteria:
    a. Proposed model of service delivery.
    b. Previous experience providing crisis services for people experiencing homelessness.
    c. Integration of service to broader community.
    d. Integration of service to the broader homeless sector.

14. Confidential Attachment 17.2A provides a summary of the assessment against the qualitative criteria. Scoring emphasis was in accordance with the selection criteria above.

15. The evaluation panel recommends Council accepts the tender submitted by Ruah Community Services as the most advantageous Tender.

Stakeholder Engagement

16. The City of Perth Rough Sleeper Advisory Committee was formed in July 2020 with stakeholders from across the sector. From this group, a subcommittee 'Safe Spaces in the Inner-City Working Group' was established to consider safe spaces for people experiencing homelessness.

17. The Safe Spaces in the Inner-City Working Group explored the provision of safe places for people who are sleeping rough as an interim step for the next 1-3 years while longer-term services and accommodation options become available because of the implementation of the State Government's 10 Year Strategy to End Homelessness. Stakeholders from across the sector participated in the engagement, representing the broad cohorts of the rough sleeping community.

18. The Working Group strongly advocated for safe night spaces as a priority rather than increasing day spaces in the inner city. The working group reported adequate safe day spaces in the inner city, albeit significantly underfunded, and identified safe night spaces as crucial in supporting people out of homelessness.

19. To date, two community engagement sessions have been held for the Safe Night Space – Women only at 160 Hay Street, East Perth. Sentiment across the community is there is recognition that safe night spaces are needed for people experiencing homelessness in the interim until initiatives, like Common Ground, are developed. At both sessions, community members felt strongly CCTV was lacking around

the area and required more. Further engagement is planned in the coming months and will be ongoing throughout the trial.

Decision Implications

20. If Council is unable to reach agreement with the State Government to fund the operational costs, the City will need to consider the full capital and operational costs and may seek funding support from other agencies.

21. Inaction will impact the City's reputation with residents, ratepayers, local business and other stakeholders and alternative options to support people sleeping rough in the City will need to be investigated.

Strategic, Legal and Policy Implications

Strategic	
Strategic Community Plan Aspiration:	People A safe, activated, and welcoming city that celebrates its diversity and sense of community, providing unique educational, cultural, sporting and lifestyle offerings.
Strategic Community Plan Objective:	1.3 Accessible and relevant community support services and playing a leading role with homelessness.
Issue Specific Strategies and Plans:	*City of Perth Interim Homelessness Plan* Work with the sector and State Government to establish a safe night space within the City of Perth, with consideration of appropriate support services model and potential location. *COVID-19 Economic Rebound Strategy* Support and advocacy for people experiencing homelessness including the co-ordination of services and support networks.

Legal and Policy	
Legislation:	*Local Government Act 1995* Section 3.58 of the *Local Government Act 1995* Establish the methodologies by with local governments may dispose of property (assets) and are applicable to any asset disposal contemplated by the City.
Legal advice:	Not applicable
Policy	Council Policy 9.12 - Asset Management Council Policy 9.7 - Purchasing

Financial Implications

The financial implications of the recommendations are accommodated within the existing budget.

Service Delivery – Safe Night Space (women's only) 160 Hay Street, East Perth.

Account Number	1057 100 10 10116	Operating
Account Description	Homelessness Response – Safe Night Space	
Total Budget	$1,085,000	
Budget – This report	$265,052 (20/21 financial year)	
Remaining Budget	$819,948	
Budget Impact	Budget allocation of $1,060,206 (21/22) and $1,092,012 (22/23) is required.	

22. Below provides the estimated total capital and operational costs associated with the delivery of Safe Night Space (Women's Only) 160 Hay Street, East Perth. The City continues to advocate to State Government to support operating funding of the Safe Night Space in future financial years. The City will budget for future years in accordance with any future arrangements.

Site		2020/21	2021/22	2022/23	Total Over 3 Years
Hay Street (City owned Asset)	Opex	$265,052	$1,060,206	$1,092,012	**$2,417,270**
	Capex	$575,000 (approved)	-	-	**$575,000**
	Capex	$250,000	-	-	**$250,000**
Sub Totals	**Opex**	$265,052	$1,060,206	$1,092,012	**$2,419,270**
	Capex	$775,000	-	-	**$775,000**
TOTAL (ex-GST)		**$ 1,040,052**	**$ 1,060,206**	**$1,092,012**	**$3,194,270**

Relevant Documents

Not Applicable.

Further information

23. The Design and Construction Tender for 160 Hay Street, East Perth was awarded on 23 December 2020. Costs have presented which could not have been predicted at initial project budgeting stage consisting of the following:

    a. CCTV, Entry and Duress Security costs approximating between $80,000 - $100,000, dependant on selections made by the city, and those that may be indicated as required by the licensees of the facility. This is due to the relatively high security requirement for the building beyond the current security facilitation that presently exists on site.

    b. The result of function tests carried out indicate a high proportion of plant and equipment is non-functioning requiring rectification or decommissioning and replacement. This is primarily due to the lack of utilisation of the building over the past several years. The identified additional works include:

    Non-Compliant

    - Carpark - accessible bays
    - All Entry door widths and threshold ramps
    - Most internal door widths
    - User Accessible Toilet – airlocks and circulation spaces
    - Smoke detection systems
    - Floor Grading to drainage points in wet areas
    - Kitchen range hood
    - Electrical switchboard
    - Emergency lighting and exit signage
    - General lighting

    Non-Functional

    - Multiple plumbing blockages
    - Fitting and fixture defects to wet areas
    - Multiple kitchen electrical and cooking appliances
    - Hot water units
    - Multiple evaporative air conditioning units
    - Multiple refrigerated air conditioning units
    - Cool room cooling unit
    - Freezer Room cooling unit
    - Extensive roof cover and roof plumbing requirements.

    The cost to reinstate existing services equipment approximates $250,000.

City of Perth

Confidential Attachment 17.2A

Item 17.2 – Safe Night Spaces

Agenda Briefing Session

16 February 2021

Distributed to elected members under separate cover

17.3 Electrical Lighting Upgrades Project Financial Year 2020/21

Responsible Officer	Michael Foley, Acting General Manager Infrastructure and Operations
Voting Requirement	Absolute Majority
Attachments	Confidential Attachment 17.3A – Matrix Confidential Attachment 17.3B – Evaluation Report Confidential Attachment 17.3C – Pricing Schedule Confidential Attachment 17.3D – Budget Details

Purpose

To seek Council approval to accept Stiles Electrical & Communication Services Pty Ltd and EOS Electrical as the preferred bidders for the upgrade of streetscaping lighting at a lump sum price for the Royal Street and Adelaide Terrace Project Areas, as well as for other various street lighting renewal and LED lighting upgrades.

Recommendation

That Council:

1. ACCEPTS the most advantageous quotation, being that submitted by Stiles Electrical & Communication Services Pty Ltd for Victoria Ave (St Georges Terrace to Terrace Road) Lighting Upgrade (Quotation EXM000045) at a total lump sum price of $362,939.96 (excluding GST)

2. ACCEPTS the most suitable quotation, being that submitted by EOS Electrical for Supreme Court Gardens LED Upgrade (Quotation EXM000045) at a total lump sum price of $28,249.86 (excluding GST)

3. ACCEPTS the most suitable quotation, being that submitted by EOS Electrical for Street Lighting LED Upgrades 2020 to 21 (Quotation EXM000045) at a lump sum price of $95,483.25 (excluding GST) for the following locations
   3.1 Aberdeen St between Fitzgerald St and Beaufort Street
   3.2 Francis St between Parker St and William Street
   3.3 William St between Roe St and Newcastle Street

4. ACCEPTS the most suitable quotation, being that submitted by Stiles Electrical & Communication Services Pty Ltd for the Adelaide Tce (Victoria Ave to Bennett St) Lighting Upgrade (Quotation EXM000045) at a lump sum price of $934,299.43 (excluding GST) pending budget approval

5. ACCEPTS the most suitable quotation, being that submitted by Stiles Electrical & Communication Services Pty Ltd for Royal Street Stage 1 & Stage 2 (Lord St to Bennett St) Lighting Upgrade (Quotation EXM000045) at a total lump sum price of $1,415,234.57 (excluding GST) pending budget approval

6. ACCEPTS quotation for Royal Street stage 2 with total amount of $1,139,275 subject to 2021-22 budget approval

7. APPROVES BY AN ABSOLUTE MAJORITY budget amendments for Royal Street stage 1 funding requirement of $1,300,000 in 20-21. The funding is to be sourced from current municipal surplus.

Background

1. The projects identified below are part of an ongoing initiative to comply with the City's Public Lighting Framework 2019 – 2029, which has been adopted by Council, and will renew equipment at the end of their useful life and improve lighting levels along the streetscape. LED luminaires will replace the existing High-Pressure Sodium (HPS) lights currently used on the roads to improve quality of lighting, safety and energy efficiency.
   a. Royal Street Project Area (Schedule A)
   b. Adelaide Terrace Project Area (Schedule B)
      i. Adelaide Terrace Lighting Upgrade between Victoria Ave and Bennett St
      ii. Victoria Ave between St Georges Terrace and Terrace Road
   c. Street Lighting Renewals and LED Upgrades 2020 to 2021 Project Area (Schedule C)
      i. Supreme Court Gardens
      ii. Aberdeen St between Fitzgerald St and Beaufort St
      iii. Francis St between Parker St and William St
      iv. William St between Roe St and Newcastle St

2. Bidders were able to provide standalone submission for each of the project areas (Schedule A, B and/or C).

3. A consolidated request for quote for construction was advertised on 25 October 2020 with submissions closing 26 November 2020.

4. Under Regulation 11(2)(b) of the *Local Government (Functions and General) Regulations* 1996, tenders do not have to be publicly invited if the supply of good and services is to be obtained through the WALGA Preferred Supplier Program. This request for quote was released to 17 companies who are prequalified suppliers under WALGA's Energy Services panel (C023_16) and the following three companies submitted quotations by the deadline:
   a. EAMCO Pty Ltd T/As EOS Electrical
   b. Civcon Civil & Project Management Pty Ltd
   c. Stiles Electrical & Communication Services P/L

5. The submitted quotes were evaluated by a panel of City of Perth representatives. A compliance assessment was completed on all bidders that submitted, with all submissions deemed as conforming.

6. The qualitative criteria were as follows
   a. Construction Methodology – 40%
   b. Construction Program – 25%
   c. Projects Experience and Nominated Personnel - 35%

Discussion

7. For works under Schedule A, all three contractors submitted quotes as shown in Confidential Attachment 17.3C. EOS Electrical submitted a price that was significantly lower than the other contractors. A post-quotation clarification was issued to EOS Electrical to confirm their pricing structure, and it was confirmed that their submission did not include the required quantities and services specified

on the drawings. Their submission was deemed to be not acceptable. Stiles and Civcon both provided adequate submissions for Schedule A with both contractors able to meet the City's expectations. Based on a value for money assessment, Stiles Electrical is recommended as the preferred contractor for Schedule A at a price of $1,415,234.57 (excluding GST). The City is required to expedite the Royal Street Light Upgrade works due to ongoing safety concerns within the East Perth Community Group. This was also identified as part of East Perth Motion 2 project findings.

8. For works under Schedule B, only two contractors submitted quotes as shown in Confidential Attachment 17.3C. Stiles provided an adequate response with a lower price compared to Civcon's marginal response. Based on a value for money assessment, Stiles Electrical is recommended as the preferred contractor for Schedule B at a price of $1,297,239.39 (excluding GST). As a result of feedback from the CEO and elected members, the City's Urban design team have identified requirements to accelerate Adelaide Terrace (from Hill Street to Bennett Street) to enhance the CBD entrance, improve the street safety and attractiveness of the City's major street.

9. For works done under Schedule C, all three contractors submitted quotes as shown in Confidential Attachment 17.3C. All three submissions were evaluated by the panel to be adequate submissions with EOS Electricals' submission coming in at the best price. Based on a value for money assessment, EOS Electrical is recommended as the preferred contractor for Schedule C at a price of $123,733.10 (excluding GST).

10. The total cost of the awarded works across both contractors is $2,836,207.06 (excluding GST).

11. WALGA conducts financial checks on all contractors prior to approving them as a WALGA preferred supplier.

12. The Assessment Matrix and Evaluation Report is presented in Confidential Attachment 17.3A and Confidential Attachment 17.3B

Stakeholder Engagement

13. Significant community consultation was carried out as part of the development of the City's Public Lighting Framework to drive the priorities and designs for lighting upgrade requirements across the City. This Framework was endorsed by Council in September 2019.

14. Business owners within 100 metres radius of the works will be informed of the works one month prior to construction and monthly following commencement of works.

Decision Implications

15. The appointment of Stiles Electrical and EOS Electrical to undertake the electrical works will enable the continuation of the lighting upgrade along Adelaide Terrace and improve night time safety along Royal Street. If Council does not support the recommendations to proceed with the project, then there

would be an inconsistency in lighting along Adelaide Terrace and the existing Royal Street lights will not be replaced with energy efficient lights that that will improve safety and visibility.

Strategic, Legal and Policy Implications

Strategic	
Strategic Community Plan Aspiration:	Place A well-planned and functional built form environment, promoting world class architecture, appreciation of heritage, diversity of land use and a sustainable, affordable and accessible integrated transport system
Strategic Community Plan Objective:	2.4 A connected and accessible city with well utilised and sustainable non-car transport options.
Issue Specific Strategies and Plans:	Public Lighting Framework 2019 - 2029

Legal and Policy	
Legislation:	Section 3.57 of the *Local Government Act 1995* requires a local government to invite public tenders before it enters into a certain contract for the supply of goods and services. Regulation 11(2) of the *Local Government (Functions and General) Regulations 1996* provides the exemptions to a tender process. This process was exempt from the requirement to publicly tender as the purchasing is obtained from a pre-qualified supplier under the WALGA Preferred Supply Program
Legal advice:	Not Applicable
Policy	CP9.7 – Purchasing section 4.8 CP – Public Lighting

Financial Implications

Project ID	Account Name	20-21 Revised Budget	21-22 Budget Amendment	Comments
10516	Adelaide Terrace Lighting	$1,441,858.00		Includes Feb Budget review

10518	LED Upgrades Renewal	$250,000.00		Existing Budget
10519	Street Lighting Renewal	$831,000.00		Existing Budget
New	Royal Street Lighting	$1,300,000.00	$1,139,275.00	Stage 1: Depending on Feb council decision for this report Stage 2: Accommodated in LTFP

Refer Confidential Attachment 17.3D for detail of budget information and funded accounts details

Relevant Documents

Not applicable

Further information

Not applicable

City of Perth

Confidential Attachment 17.3A, 17.3B, 17.3C and 17.3D

Item 17.3 – Electrical Lighting Upgrades Project Financial Year 2020/21

Agenda Briefing Session

16 February 2021

Distributed to elected members under separate cover

18. Motions of which notice has been given

This item will be dealt with at the Ordinary Council Meeting.

19. Urgent Business

This item will be dealt with at the Ordinary Council Meeting.

20. Closure