




CITY of PERTH

Annual REPORT

2012/13





Vision

STATEMENT

That as the capital of Western Australia, the city of Perth be widely acclaimed as a city of regional and international significance.

In this vision the city is:

- Known as the capital and a showcase for Western Australia.
- Renowned as a clean, friendly city offering a highly acclaimed quality of life.
- Recognised regionally and internationally as a thriving business centre.
- Known for its staging of cultural and sporting events.
- The primary regional focus of Western Australia.
- A city of international significance in the Asian region.

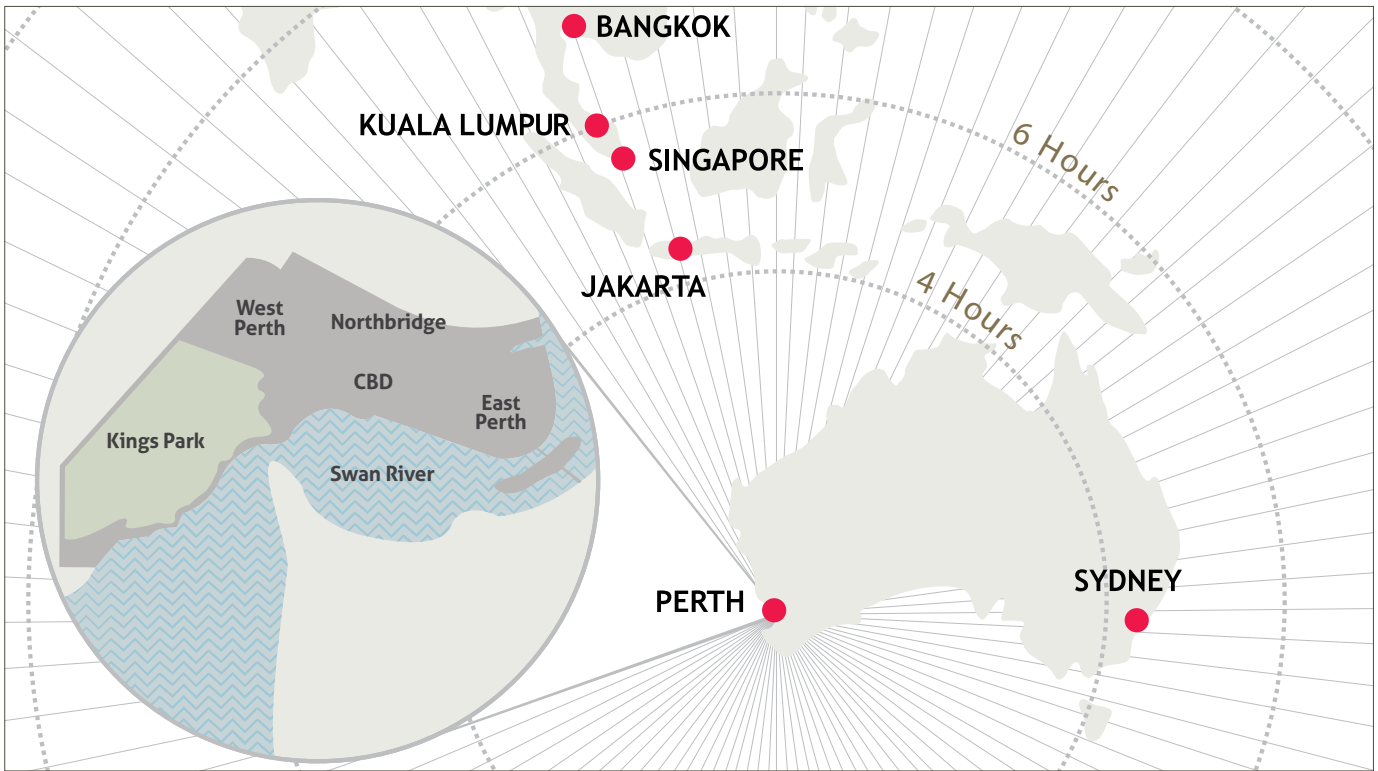
During 2012/13 the City engaged with the public to develop a new Strategic Planning Framework which includes a new Community Vision. Refer page 16.

**“ ...It is important
that we continue to
be pro-active in our
own planning for
the future. ”**

CEO GARY STEVENSON

CONTENTS

1	Contents
2	The State Capital
3	City Statistics
4	Lord Mayor's Message
6	Chief Executive Officer's Message
7	Lord Mayor & Elected Members
10	Corporate Governance
11	Council Committees
12	Elected Member Meeting Attendance
14	Administrative Structure & Roles
16	Strategic Community Plan Vision 2029+
17	Integrated Planning & Reporting Framework
18	Financial Highlights
20	Major Projects
21	Leadership
23	Environment & Climate Change
25	Services
27	Built Environment
28	Vibrancy & Vitality
30	Business
31	Transport & Parking
32	Health & Safety
33	Record Keeping Statement
34	Disability Access and Inclusion
36	Donations & Sponsorships
38	Performance Indicators



About PERTH

The State Capital

Perth is the dynamic and rapidly growing capital city of the State of Western Australia and is located on the Indian Ocean Rim and within the Asia Pacific region, one of the world's fastest growing and developing economic zones.

It is the country's fastest growing local government area and has ranked consistently among the Top 10 most liveable cities in the world, as surveyed by the highly regarded The Economist Intelligence Unit.

Most of Western Australia's 2.35 million people live in the greater metropolitan area of Perth, of which the City of Perth is the nucleus.

The city is a centre of government, commerce, culture, education, sports, recreation, shopping and entertainment. It is set between the beautiful Swan River and the 400 hectares of Kings Park. A large proportion of the City's 8.1sq km area is public open space.

The city has a Mediterranean climate and enjoys more hours of sunshine than any other capital city in the country.

History

The city of Perth has its origins in 1829 when the Swan River Colony was established by the British Government. The city was named after Perth in Scotland.

Prior to that, the area had for thousands of years been an important meeting place for the indigenous Noongar people who have lived in the south-west region of Western Australia for more than 35,000 years.

Perth formally attained 'city' status in 1856 when it was declared a Bishop's See by Queen Victoria. The first meeting of the Perth City Council was held on 10 December 1858. It was not until the centenary of Foundation in 1929 that the position of Mayor

was elevated to Lord Mayor. The Council met at a number of locations over the years, moving to its current home, Council House, in 1963.

In 1994, the sprawling local government area was split into four separate authorities with the creation of the Towns of Vincent, Victoria Park and Cambridge. The City of Perth remained as the capital city of Western Australia.

City Crest

The City of Perth crest features the red cross of Saint George on a white background. Two black swans support a crown in copper, gilt and bronze, set on granite from London's old Waterloo Bridge.



CITY of PERTH

CITY STATISTICS

WESTERN AUSTRALIA AREA	2,525,500 km ²
CITY OF PERTH AREA	8.10 km ²
WESTERN AUSTRALIAN ESTIMATED RESIDENTIAL POPULATION	2.35 million, <i>ABS, June 2011</i>
PERTH METROPOLITAN ESTIMATED RESIDENTIAL POPULATION	1.74 million, <i>ABS June 2011</i>
CITY OF PERTH ESTIMATED RESIDENTIAL POPULATION	19, 043, <i>ABS, June 2012</i>
NUMBER OF HOUSEHOLDS	9,144, <i>ABS, August 2012</i>
TOTAL PRIVATE DWELLINGS	10, 884, <i>ABS, August 2011</i>
WORKFORCE POPULATION IN PERTH	124, 679, <i>ABS, 2011 census</i>
TOTAL OFFICE FLOOR SPACE IN PERTH CBD:	1,577,409sq m, <i>Property Council of Australia (August 2012)</i>
TOTAL OFFICE FLOOR SPACE IN WEST PERTH:	395,525sq m, <i>Property Council of Australia (August 2012)</i>
TOTAL LENGTH OF ROADS	95 km
TOTAL AREA OF PARKLAND AND RESERVES	118 ha
NUMBER OF PARKLAND AREAS AND RESERVES	26
OLDEST PARK	Stirling Gardens 1845
OLDEST BUILDING	The Old Court 1836
LARGEST BUILDING (BY FLOOR AREA)	Brookfield Place 75,000sq m of office space
TALLEST BUILDING	Central Park 261.7 metres (51 floors)
CITY OF PERTH FOUNDATION DAY	12 August 1829
GEOGRAPHICAL COORDINATES	Latitude 31° S, Longitude 115° E
ALTITUDE	11.2 metres above Sea Level
CLIMATE	Mediterranean
AVERAGE TEMPERATURES	Summer 30 C (max) 17 C (min) Winter 18 C (max) 8 C (min)
TIME	Western Australian Time (GMT +8)
SISTER CITIES	Kagoshima, Japan (1974), Houston, Texas, USA (1984), Rhodes, Greece (1984), Megisti, Greece (1984), San Diego, California, USA (1987), Vasto, Italy (1989) Nanjing, China (1998), Taipei, Taiwan (1999), Chengdu City, China (2012)
CHARTERS OF MUTUAL FRIENDSHIP	Grenoble, France (inactive 1985), Perth, Scotland (2006), Seocho City, Seoul Metropolitan Government, Republic of Korea (2008)
COUNCIL COMPOSITION	Lord Mayor and 8 Elected Members
ANNUAL REVENUE BUDGET INCLUDING CAPITAL GRANTS	\$167 million (2012/13)
INTERNATIONAL AIRPORT	10 kilometres from Perth CBD





Lord Mayor's MESSAGE

Perth's quest to be a city people know and love; a city that manages and communicates its growth and change well; as well as being recognised as a city of international significance, continued during 2012/13.

The number of people choosing the City of Perth municipality as their home and their daily workplace continued to grow strongly as our state and city led the nation in economic growth and employment.

Despite its economic position, Perth is a relatively small capital by national standards, covering an area of only 8.1 square kilometres and with a population around the 20,000 mark.

The Council has been a strong advocate for greater efficiency and scale in the third tier of Government via the State Government's plan for local government reform. In its submission to the Minister for Local Government in response to the Metropolitan Local Government Reform Panel's report, the City stated that its local government area should contain key infrastructure sites—such as the University of Western Australia, Burswood Peninsula and the QEII Medical Centre within its boundaries.

The City of Perth has taken a very strategic view of what will serve the greater city best for the next 50 years or so. The Council has been considering the challenges of generational change and higher community expectations. During 2012/13 we asked people what

they wanted to see happen and their responses contributed to our new Strategic Community Plan: Vision 2029+.

This plan seeks to build on the great progress we are all making and sets out a detailed, clear vision for the future of our community, which is also our capital city. As a council and organisation, we are committed to listening and serving our valued stakeholders to ensure Perth reaches its full potential.

The Council welcomed the Government's forward-looking plans for light rail to traverse the CBD but has made it very clear that we do not favour a route through either the Hay or Murray Street Malls. We have stressed to the Minister for Transport that such an outcome would seriously affect the amenity and 'sense of place' of the city's prime retail precinct and have proposed other options for consideration.

The City of Perth's vision is to be renowned as a capital city with world class infrastructure and services that connect its visitors, businesses and residents. Consistent with that aim was a trial of free public wi-fi in the Murray Street Mall, Forrest Place and the Stirling Gardens. This will be extended across the city throughout 2013/14 and beyond.

Another example of Perth embracing the online economy was the announcement by Google that Perth

was Australia's top metropolitan 'eTown'. This new award recognises and ranks those communities which are outpacing the rest of the country in small business use of the web to connect with customers.

The City of Perth won a WA Sustainable Cities Award for its efforts in promoting ongoing interest in the city's heritage and culture. The awards are organised by Keep Australia Beautiful (WA) to recognise councils that are active in their communities and making valuable contributions to environmental sustainability.

The Council is also strongly committed to the concerning issue of housing availability and affordability. Ensuring that people who work in our key city industries are able to live close to where they work is not always easy or possible due to high city rents. I am pleased to report that our city worker housing project in Goderich Street, East Perth, is now close to completion and will provide 48 rental apartments at 80 per cent of market rates. This is a leading initiative of which we are very proud.

In January 2013 I was honoured to be chosen as the first runner-up in the World Mayor Project and received the World Mayor commendation. The result is a great 'plus' for Perth and our status as a rapidly emerging international city. It should help increase awareness of Australia's western gateway capital. I thank all who supported my nomination.

In November 2012, Perth was the host city for the annual Australia-United States Ministerial (AUSMIN) consultations held alternately in the US and Australia. This is the top-level forum for mutual consultations under the ANZUS alliance.

The Council used this occasion to present the Key to the City of Perth to former United States Secretary of State, Hillary Clinton, in recognition of her leadership and outstanding achievements internationally and for the enormous contribution that the U.S. has made to Western Australia over many decades.

On 26-27 July 2012 the City hosted a meeting of the Council of Capital City Lord Mayors (CCCLM). These meetings are an opportunity to share information and ideas about civic improvements and to work collectively to advocate the importance of cities and urban communities on the national stage.

In closing I thank you for your continued support of the work we do and assure you that your Council looks forward to addressing all the challenges that 2013/14 will bring.



The Right Honourable the Lord Mayor
Lisa-M. Scaffidi

30 June 2013





Chief Executive Officer's MESSAGE

The year 2012/13 has been a successful and memorable one for the City, with many projects under way or in the planning stages.

The evidence of change can be seen in so many locations around the city.

In particular, the completion of the latest stage of the Forrest Place redevelopment resulted in a magnificent interactive civic space which is a magnet for people young and old.

Major projects such as Perth City Link and Elizabeth Quay also progressed.

We looked back on the 50th anniversary of the heritage-listed Council House, an occasion celebrated with a major exhibition of memorabilia as well as a commemorative book and souvenirs.

I acknowledge the efforts of my predecessor Frank Edwards, who served the City with distinction for a decade, as well as the City of Perth's achievements prior to my becoming Chief Executive Officer in October 2012.

It was with much enthusiasm that I took up the position of CEO, to lead a dynamic local government authority in the nation's fastest-growing capital city, with all the challenges that entails.

The City of Perth is a fine organisation with a sound reputation as a competent local government and in several aspects, a leader in the local government

sector in Western Australia. However, the best organisations do not rest on their laurels, but strive continually to improve.

In order to go forward with confidence, it is important that the City's organisational structure and goals are attuned to both current and anticipated community needs. Uppermost in our approach is that, as an organisation, we are here to deliver the best possible service to our community and to ensure their living environment is of the highest quality.

A priority has been to develop a new Organisational Development Plan and I am pleased to report that this was adopted by the Council on 20 June 2013.

The Plan sets out the influences, issues and a range of actions that set the direction for the organisation for the next few years and beyond. It was prepared by the Executive Leadership Group following an extensive consultation process and included strong staff input. I recommend that you read the plan, which can be viewed at www.cityofperth.wa.gov.au.

Much thought and effort went into meeting the State Government's July deadline for an Integrated Planning and Reporting Framework. This requires local authorities to develop a Strategic Community Plan that articulates the community's vision and a Corporate Business Plan identifying how the Council will deliver on that vision over four years.

These two plans are supported by a suite of informing strategies required under the Framework, including a Strategic Financial Plan, Asset Management Plan and a Workforce Plan.

All of this has been achieved against the backdrop of the State Government's local government reform agenda which could result in major changes to council boundaries and demographics. Having had first-hand experience of such reform in both Victoria and Queensland, I am confident that the City of Perth can adapt and benefit from change.

Whilst being mindful of the possibility of change, it is important that we continue to be pro-active in our own planning for the future. The City constantly reviews its local laws and policies and during the year the Council approved a review of the Public Trading Local Law to ensure its ongoing relevance.

In the coming year, the Executive Leadership Group and staff look forward to implementing the plans and actions which were developed in 2012/13.

Chief Executive Officer
Gary Stevenson PSM

30 June 2013



Lisa Scaffidi

Councillor *(July 2000 – October 2007)*

Lord Mayor *(from October 2007)*

Ms Scaffidi was elected to the City of Perth as a Councillor in July 2000 and as Lord Mayor in October 2007. Now in her second term as Lord Mayor, Ms Scaffidi is also a city resident. She works full time as Lord Mayor and is very focused on Perth's future growth, the developments that are changing the face of Perth and creating more vitality, amenity and delivering more liveability to the capital city. She is a very enthusiastic worker in the areas of economic development and working with creative sectors to enhance the city's diversity.

During 2012/13 Lord Mayor Scaffidi chaired the Council's General Purposes Committee and was a member of the Works and Urban Development Committee and Employment Committee.

In her role as Lord Mayor, Ms Scaffidi is a member of various external committees and boards including the Central Perth Planning Committee and the Taxi Council of Western Australia. She chairs the Lord Mayor's Distress Relief Fund and is also Patron of the Perth Art Foundation. Ms Scaffidi is also Patron for a number of other Western Australian causes and charities and is the Perth Fashion Festival Ambassador. Ms Scaffidi represents the City of Perth on the Council of Capital City Lord Mayors and is a Past President of the World Energy Cities Partnership, a group of 18 cities around the world, whose economy is largely based on the oil and gas industry.



Janet Davidson, OAM JP

Deputy Lord Mayor

Janet Davidson has been a Councillor at the City of Perth since 1998 and currently holds the office of Deputy Lord Mayor, a position she also held during 2009. During 2012/13 Councillor Davidson chaired the Council's Finance and Budget Committee, Audit Committee and Employment Committee.

Councillor Davidson's background is in education and training and quality assurance/human resource management. She is currently the Executive Officer to the WA Regional Office of The Royal Australian and New Zealand College of Obstetricians and Gynaecologists. With a Master's Degree in Management from the University of Western Australia and a GAICD (Graduate of the Australian Institute of Company Directors), Councillor Davidson is also a trained teacher and a Justice of the Peace. She is a member of the Australian Institute of Management and the Australian Institute of Company Directors.

Councillor Davidson is a member of the WA Library Board (past Chairman), a member of the Local Chambers Perth City (Executive), Australia Day Council (Management Committee) and the Perth Theatre Trust. She is a State Councillor on the WA Local Government Association (WALGA) and is the Chairperson for the Central Metropolitan Zone. Councillor Davidson held the position of National Vice-President of ALGWA (Australian Local Government Women's Association) for seven years (2004 – 2011) and remains the WA delegate to the National Board.



Rob Butler

Councillor

Councillor Rob Butler brings to the City of Perth 20 years of local government experience as a Councillor. Councillor Butler was initially elected to the City of Perth Council in May 2003 and was re-elected in October 2007 and October 2011. During 2012/13 Councillor Butler chaired the Council's Planning Committee and was a member of the Council's Finance and Budget Committee, Employment Committee and Audit Committee.

Councillor Butler is a member of the City of Perth Heritage Board, City of Perth Art Foundation, Local Chambers Perth City (Key Corporate Group), Mindarie Regional Council, the Perth City Link Steering Committee, Perth Theatre Trust, and is one of the Council's delegates to the WA Local Government Association (Central Metropolitan Zone). Councillor Butler is currently the Western Australian Executive Manager of three successful manufacturing and supply companies servicing the mining, oil and gas and general engineering industries throughout Australia.



Judy McEvoy

Councillor

Councillor Judy McEvoy was first elected to the Council of the City of Perth in May 1997 and is a member of the Council's Planning Committee, Works and Urban Development Committee and Employment Committee.

Councillor McEvoy was a business owner/operator in Perth for more than 30 years. Councillor McEvoy has been a resident of West Perth since selling her business in the city in 2004.



James Limnios

Councillor

Councillor James Limnios was elected to Council in October 2009, is Chair of the Council's Works and Urban Development Committee, a member of the Employment Committee and, from April 2013, a member of the Marketing Sponsorship and International Relations Committee. During 2012/13 he was also a member of Council's General Purposes Committee and Parking Committee.

Councillor Limnios is the Council's delegate to the Local Chambers Perth City (Key Corporate Group), Perth City Focus (Inc.) Committee of Management, and the Safer Northbridge Committee of Management. He is also a member of the Rotary Club of Perth.

Councillor Limnios won a "40under40" award in 2004 as one of Western Australia's top 40 entrepreneurs under the age of 40. Councillor Limnios is the Chief Executive Officer of Limnios Property Group, a family owned and managed, city-based business specialising in inner city real estate sales and management, as well development consultancy. In 2006, Cr Limnios completed an Executive Masters of Business Administration through the University of Western Australia and possesses further qualifications in property and real estate.



Eleni Evangel

Councillor

Councillor Eleni Evangel was elected to the City of Perth in May 2005 and was re-elected in 2009. Until March 2013, Councillor Evangel was the Chair of the Council's Marketing, Sponsorship and International Relations Committee and a member of the Planning and Employment Committees. Councillor Evangel was a board/committee member of the Tamala Park Regional Council, Perth Fashion Festival Management Committee and the Perth City Link Steering Committee.

In March 2013, Councillor Evangel was elected to Parliament in the State Government Elections and, in accordance with Section 2.20 of the Local Government Act 1995, upon her election to State Government, Councillor Evangel was disqualified from continuing to hold office as a Member of Council.

Councillor Evangel's academic and professional background is in education and media. She is the Managing Director of her East Perth based production company, 'Alpha to Omega Media', which produces television programs and documentaries for local and international markets. Councillor Evangel has long-term family and business ties to the Northbridge community, and is a member of the Business Improvement Group of Northbridge (BigN).



Lyndon Rodgers

Councillor

Lyndon Rodgers was elected to Council in October 2009 and is a resident of East Perth. During 2012/13 Councillor Rodgers was the Chairperson of the Council's Parking Committee and a member of the Employment Committee. He is the Council's delegate to the City of Perth Art Foundation, Swan River Protection Strategy Advisory Committee, Heritage Perth Committee and the Perth SafeCity Working Group

Councillor Rodgers has been a self-employed business proprietor for more than 40 years, operating a medium sized family business in manufacturing, retail and contracting within the construction and service industry. Councillor Rodgers has diversified into real estate and property management/development with special interests in building project management. Councillor Rodgers had a long involvement with apprentice training being an industry advocate for industrial training and a founding Director of Co-ordinated Contractors, which at the time of inception was an employer of more than 40 apprentices to the plumbing and painting industries.



Jim Adamos

Councillor

Councillor Jim Adamos was elected to Council in October 2011 and during 2012/13 was a member of the Council's Finance and Budget, Audit, Marketing, Sponsorship and International Relations and Employment Committees and, from April 2013, the Planning Committee. He is Council's delegate on the Perth Convention Bureau Board and represents the City on the Perth Art Foundation Inc. and the Perth Theatre Trust.

Councillor Adamos holds a Bachelor of Business degree with a major in Accounting and his focus has been on management consulting and business improvement strategies for various organisations. A father of two young children, Councillor Adamos is a long time resident of the city. He brings to Council an interest in culture and the arts, sustainability, and community safety and security and is keen to encourage further business investment in the City.



Lily Chen

Councillor

Lily Chen was elected to Council in October 2011. During 2012/13, Councillor Chen was a member of the Council's Marketing, Sponsorship and International Relations Committee (and Chair of this Committee from April 2013), General Purposes, Parking and Employment Committees. Councillor Chen represents the Council on the Kulcha Oz Concert Committee, Heirisson Island Sculpture Park Committee and the Perth Safecity Working Group.

Fluent in Chinese, Councillor Chen is a lawyer and operates her own law firm from a property she owns in the city. She has particular interests in attracting investment to the City and promoting culture and the arts.

Corporate GOVERNANCE

Council structure

The Council of the City of Perth consists of a popularly elected Lord Mayor and eight Councillors. Each is elected for a four-year term. Elections are held every two years with half of the Council seats being contested at each election. The next local government election will be conducted in October 2013.

The Council meets every third Tuesday evening as part of a three-week business cycle. Council meetings are open to the public.

During 2012/13 there was a total of nine Committees established by Council. The six main Committees each comprised three Elected Members and met on the first and second weeks of a three-week business cycle. Other Committee meetings are scheduled as required.

Decision-making process

Reports to the Council and its Committees are the formal method by which the administration provides advice to Elected Members. The Committees consider matters relevant to their role and subsequently make recommendations to Council. Where a Committee has been provided Delegated Authority to make decisions on behalf of the Council, the Committee can make determinations without the matter being referred to the Council. Committees with Delegated Authority are open for the public to attend.

Agendas of the Council and Committees with Delegated Authority are available publicly on the City's website and for inspection prior to meetings. Minutes of all Council and committee meetings are also available to the public.

The Council is responsible for setting the long-term direction and goals of the City. The City's Strategic Plan is tied to the City's annual Budget and internal Unit Business Plans, which outline the actions to be taken to achieve the Strategic Plan. Corporate performance measures have also been established.

The Council regularly reviews its Policy Manual to ensure policies comply with legislative requirements, reflect the strategic direction of the Council and to improve the operations of the City. The Policy Manual is publicly available on the City's website.

Community engagement

The Council has a Community Consultation Policy as the basis for broad community participation on relevant issues. This system involves a combination of community forums, special interest advisory groups and targeted consultation to obtain public feedback and input on specific issues.

Legal issues

Each year, local governments must complete a Compliance Audit Return for the Department of Local Government and Communities. The Audit Return provides prompts in relation to the local government's statutory obligations in a number of areas, such as tenders, meetings, disclosure of financial interests and financial management.

Matters identified as non-compliance were reported to the Council at its meeting held in March 2013. The annual Audit Return provides the City with the opportunity to review practices and implement

improvements that contribute to the long term capacity of the City to operate in accordance with Local Government Act 1995 requirements. Remedies have been put in place to ensure that the City's legal obligations are fully met in the future.

During the year an internal Annual Performance 'Health Check' program was also conducted. The aim of this program is to ensure the City is meeting its good governance and due diligence obligations. The approach is similar to that used by the Department of Local Government and Communities and consists of a self-assessment by each of the City's units. This program has resulted in improvements across the organisation. Any non-compliance matters are investigated by the CEO and appropriate action taken and monitored.

The Local Government Act 1995 requires that the City's Delegations of Authority Register be reviewed annually. A report on the review of the Council's statutory delegations was considered by the Council at its meeting held June 2013.

As a result of continual review of the City's local laws, in the 2012/13 year the City amended its Dogs Local Law. Reviews and amendments also commenced on the City's Thoroughfares and Public Places Local Law 2007, Public Trading Local Law 2005 and the Parking Local Law 2010.

Register of complaints

No complaints were received or recorded under section 5.121 of the Local Government Act 1995, during the 2012/13 Financial Year.

Council COMMITTEES

In accordance with the Local Government Act 1995, the Council established a number of Committees to support the operations of the Council. With the exception of the Design Advisory Committee, the membership of all of the Committees comprises a number of Elected Members as determined and appointed by the Council. The following information provides a brief description of the role of each of these Committees during the 2012/13 Financial Year.

Finance and Budget Committee

This Committee makes recommendations to Council regarding the financial management of the City, including budgeting, payment of accounts, the collection of debts and investment of funds. It also deals with property management issues and the City's Strategic and Annual Plans.

Audit Committee

This Committee is responsible for meeting with the Auditor at least once every year and making recommendations to the Council in relation to all audit matters.

General Purposes Committee

This Committee considers a wide variety of issues such as safety and security, public health, Elected Member protocols and benefits, house management issues such as civic receptions and legislative issues including Council's policies, local laws and Register of Delegations. The Committee also deals with public art and issues relating to the Council's civic buildings.

Parking Committee

This Committee makes recommendation to Council on the development and operation of City-owned or operated off-street parking facilities and the management and enforcement of on-street parking restrictions. It may also identify new business opportunities relating to car parking.

Planning Committee

This Committee makes recommendations to Council on a wide variety of planning issues; its primary role being to consider applications for development within the city. It also considers the City Planning Scheme and planning policies, identification of long-term planning opportunities, strategic town planning initiatives, economic development, heritage matters, transport and traffic network planning issues, environmental noise management, liquor licensing and applications for major events.

Marketing, Sponsorship and International Relations Committee

This committee is responsible for marketing of the city, such as initiatives to promote Perth as a tourist destination, events held within Forrest Place and the Malls and Christmas decorations. The committee also assesses requests for donations and sponsorship and deals with international relations including Sister City relationships, US Naval visits and the World Energy Cities Partnership.

Works and Urban Development Committee

This Committee considers works related to the City's infrastructure, such as streets, reserves, recreational and civic facilities and other public places. The Committee also makes recommendations on waste management issues and initiatives and considers proposals for the facade lighting of buildings.

Employment Committee

This Committee plays a major role in the recruitment and performance reviews of the Chief Executive Officer. The Committee also considers recommendations on the recruitment and new employment contracts of other senior positions.

Design Advisory Committee

The Design Advisory Committee provides independent technical advice and recommendations to the Council in respect to applications requesting a plot ratio bonus in the Central Area and design issues on other applications referred to it for consideration. The membership of this Committee comprises senior management and external professionals.

Elected Member Meeting

ATTENDANCE

Committee	Members	Ordinary Meetings Held	Number of Ordinary Meetings Attended	Special Meetings Held	Number of Special Meetings Attended
Parking	Cr. Chen	12	8	N/A	
	Cr. Limnios	12	8	N/A	
	Cr. Rodgers	12	12	N/A	
Works and Urban Development	Lord Mayor (Scaffidi)	16	13	1	1
	Cr. Limnios	16	13	1	1
	Cr. McEvoy	16	15	1	1
Marketing, Sponsorship and International Relations (Jul 2012 to Mar 2013)	Cr. Adamos	10	10	N/A	
	Cr. Chen	10	10	N/A	
	Cr. Evangel	10	6	N/A	
Marketing, Sponsorship and International Relations (Apr 2013 to Jun 2013)	Cr. Adamos	3	2	N/A	
	Cr. Chen	3	3	N/A	
	Cr. Limnios	3	3	N/A	
General Purposes	Lord Mayor (Scaffidi)	15	11	1	1
	Cr. Limnios	15	11	1	1
	Cr. Chen	15	13	1	0
Finance and Budget	Cr. Adamos	14	11	N/A	
	Cr. Butler	14	13	N/A	
	Cr. Davidson	14	11	N/A	
Planning (Jul 2012 - Mar 2013)	Cr. Butler	12	11	N/A	
	Cr. Evangel	12	6	N/A	
	Cr. McEvoy	12	12	N/A	
Planning (Apr 2013 to Jun 2013)	Cr. Butler	4	4	N/A	
	Cr. Evangel	4	4	N/A	
	Cr. McEvoy	4	3	N/A	
Audit	Cr. Adamos	1		N/A	
	Cr. Butler	1	1	N/A	
	Cr. Davidson	1	1	N/A	

Committee	Members	Ordinary Meetings Held	Number of Ordinary Meetings Attended	Special Meetings Held	Number of Special Meetings Attended
Employment	Lord Mayor (Scaffidi)	4	4	N/A	
	Cr. Davidson	4	4	N/A	
	Cr. McEvoy	4	3	N/A	
	Cr. Evangel	4	2	N/A	
	Cr. Rodgers	4	3	N/A	
	Cr. Limnios	4	3	N/A	
	Cr. Butler	4	3	N/A	
	Cr. Chen	4	3	N/A	
	Cr. Adamos	4	4	N/A	
Design Advisory	MacKay	4	3	N/A	
	Ciemitis	4	4	N/A	
	Kerr	4	3	N/A	
	Karotkin	4	4	N/A	
	Sharp	4	1	N/A	
	Woodland/Payne	4	3	N/A	
	CEO Edwards/Stevenson	4	2	N/A	
	Director City Planning & Dev.	4	4	N/A	
Council (Jul 2012 - Mar 2013)	Lord Mayor (Scaffidi)	11	10	2	2
	Cr Davidson	11	11	2	2
	Cr Adamos	11	10	2	2
	Cr. Butler	11	9	2	2
	Cr. Chen	11	9	2	2
	Cr. Evangel	11	9	2	1
	Cr. Limnios	11	9	2	1
	Cr. McEvoy	11	10	2	2
	Cr. Rodgers	11	11	2	1
Council (Apr 2013 - Jun 2013)	Lord Mayor (Scaffidi)	5	4	4	3
	Cr Davidson	5	4	4	3
	Cr Adamos	5	5	4	4
	Cr. Butler	5	5	4	4
	Cr. Chen	5	3	4	4
	Cr. Limnios	5	4	4	3
	Cr. McEvoy	5	5	4	3
	Cr. Rodgers	5	5	4	3

Administrative Structure & ROLES



**Planning and
Development
Directorate**

Director:

MARTIN
MILEHAM

Planning & Development

Sustainable City Development

Role: The Sustainable City Development Unit uses in-house technical expertise and skills in strategic town planning, heritage, social policy and environment to identify, develop and review plans, strategies, guidelines, programs and projects on issues that guide the future sustainable development of the city.

Approval Services

Role: Approval Services is responsible for allowing for the growth and development of the city and the conduct of city events while also ensuring that the health, safety, convenience and amenities within the City are not compromised. The Unit provides a single point of access for customers providing all approval and licensing services.

City Design

Role: City Design is responsible for the physical improvements of the existing public domain, the creation of new public spaces and facilities throughout the city and preparing and implementing strategic transport initiatives that will produce an attractive, functional and sustainable city environment.

Economic Development


Role: The Economic Development Unit assists in guiding the delivery of sustained prosperity in Perth's business community. It aims to identify, develop, implement and review its strategies and plans to achieve a diversified economic base with a general improvement in the quality of economic productivity, not just simply growth in GDP terms. The unit facilitates communication between the public, business community and government agencies to work collectively to create an environment that fosters sustainable economic growth.



Service Units Directorate

Director:


GARRY DUNNE



Business Units Directorate

Director:

DOUGLAS FORSTER



Corporate Services Directorate

Director:

ROBERT MIANICH

Service Units

Compliance Services

Role: Delivers parking, safety and security and environmental health services within the City of Perth. The unit places a strong emphasis on educating and informing the public and businesses of their compliance responsibilities. Cases of non-compliance are pursued in accordance with local, state and federal laws as required and in a fair and equitable manner.

Property Management

Role: To manage, develop and maintain the City's property portfolio.

Library Services

Role: The public library is a multi-purpose community facility which provides access to recreation, leisure, culture, research and life-long learning to residents and visitors.

Community Services

Role: Provides and facilitate diverse community, customer and cultural services, and the provision of facilities that assist and contribute to the wellbeing of city residents, visitors and workers.

Marketing, Communications & Events

Role: To encourage visitation to the city by carrying out destination marketing campaigns and presenting a varied program of events throughout the year. To provide a quality visitor information service in Forrest Place. To ensure quality internal and external communications through a variety of media with all stakeholders of the city while striving to create a sense of pride in the capital city for all West Australians.

Customer Service

Role: To provide a central point for Customer Service provision for both internal and external Customers.

Business Units

Parks and Landscape Services

Role: The presentation and maintenance of the city's expansive open spaces, streetscapes and parklands to a level of service and quality commensurate with Perth as a city for people and the capital of Western Australia.

Works and Services

Role: The preservation and rehabilitation of the city's physical assets including roads, stormwater facilities, pedestrian pavements and access ways. Works and Services provides cost-effective, customer-focused services for city cleaning, waste management, recycling and litter.

Off-Street Parking

Role: The planning, management and maintenance of off-street car parking in the city so as to provide convenient, low cost and easily accessible facilities suited to the needs of users.

Contract and Asset Management Services

Role: Responsible for tender, contract preparation and advice; coordination of the City's assets in a cost-efficient manner to achieve transparency and accountability.

Corporate Services

Corporate Support

Role: To provide quality corporate administrative services to enhance and support the Council's decision-making process.

Financial Services

Role: To support the management of the City's financial resources in an efficient and effective manner and to meet all statutory obligations.

Human Resources

Role: To provide efficient and effective personnel and industrial relations support services in recognition of the fact that staff are our most valuable resource.

Information Services

Role: To provide a quality information technology service that supports and enhances the business of the City of Perth.

Strategic Community Plan

VISION 2029+

Over the past 12 months the City has been actively engaging with the community to develop a new Strategic Community Plan. Vision 2029+ sets out the community's vision, aspirations and objectives for the district over the coming 10-plus years. The Strategic Community Plan is the first part of the City's fulfilment of the Integrated Planning and Reporting Framework which requires all local governments in Western Australia to develop long-term community plans.

The Council engaged the community in setting the vision and priorities for the coming decade and beyond. In response, the Council has created a vision that highlights the elements it will focus on and the outcomes to which it will contribute.

In April 2013 a series of stakeholder workshops were conducted based on five key themes:

- Getting Around Perth
- Perth as a Capital City
- Living in Perth
- Perth at Night
- Healthy and Active in Perth

A total of 111 participants comprising a diverse range of stakeholders were involved in this process.

A dedicated online engagement website was established to collect information from the community. The website focused on two key questions:

- What are the three key elements of your vision for Perth City?
- What are the top three things you think the City of Perth should focus on in the next 10 years?

A total of 59 comments were received through the website with a broader visitation from 2,140 users.

At the conclusion of this process a new Community Vision was endorsed by the Council on 20 June 2013. It states that:

Perth is renowned as an accessible city. It is alive with urban green networks that are safe and vibrant. As a global city, there is a diverse culture that attracts visitors. It provides city living at its best. Local and global businesses thrive here. Perth honours its past, while creating a sustainable future.

Integrated Planning & Reporting FRAMEWORK

The Department of Local Government and Communities, through changes to the Local Government Act 1995, introduced the Integrated Planning & Reporting Framework. The intent of the Framework is to ensure that the Council's decisions take the community's aspirations into account to deliver the best results possible with the resources available.

The Strategic Community Plan sets the scene for the whole framework—it expresses the community's vision for the future and shows how the Council and community intend to make progress over a ten-year period.

Detailed implementation for the next four years is covered in the Corporate Business Plan 2013/14 – 2017/18.

The Informing Strategies—the Long term Financial Plan, Asset Management Plans and Workforce Plan, show how the plan will be managed and resourced.

The Strategic Community Plan is a ten-year plan. However, it is not fixed for ten years—it would be long out of date by then. Rather, it is a rolling plan which is reviewed every two years. The two-yearly reviews alternate between a minor review (updating as needed) and a major review (seeking community input and retesting the vision). In order to come into alignment with the electoral cycle, a major review will be completed post-Lord Mayoral election in 2015-16¹ and every two years thereafter.

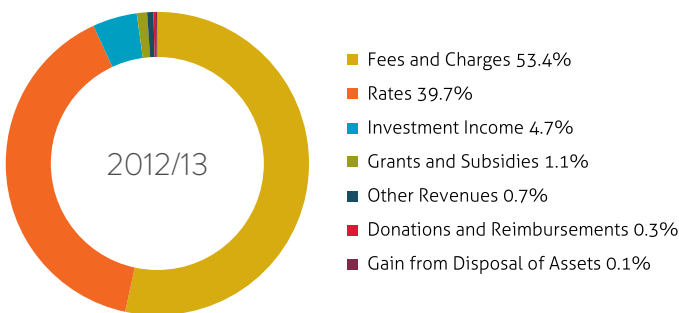
The plan is continuously looking ahead, so each review keeps a ten-year horizon. This is to ensure that the best decisions are made in the short to medium term.

¹ This does not preclude a review post-election 2013/14 if the Council chooses.



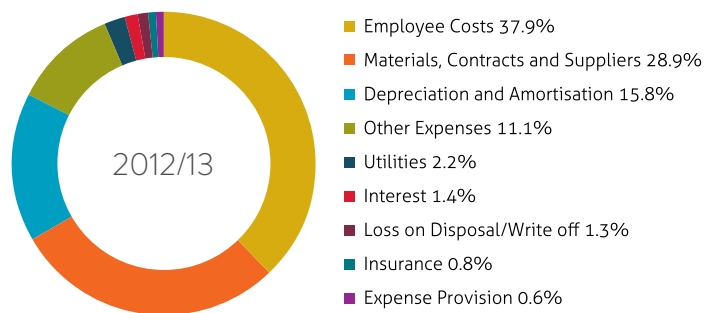
Financial Highlights

2012/13



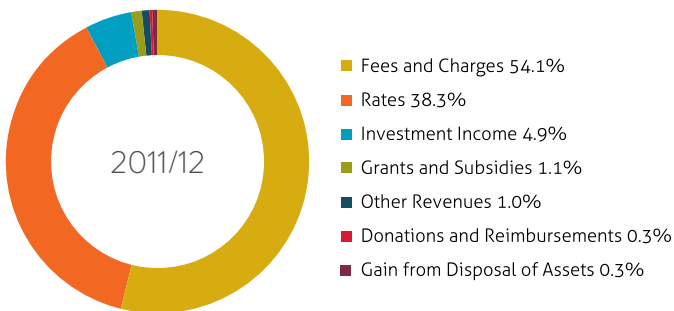
2012/13

- Fees and Charges 53.4%
- Rates 39.7%
- Investment Income 4.7%
- Grants and Subsidies 1.1%
- Other Revenues 0.7%
- Donations and Reimbursements 0.3%
- Gain from Disposal of Assets 0.1%



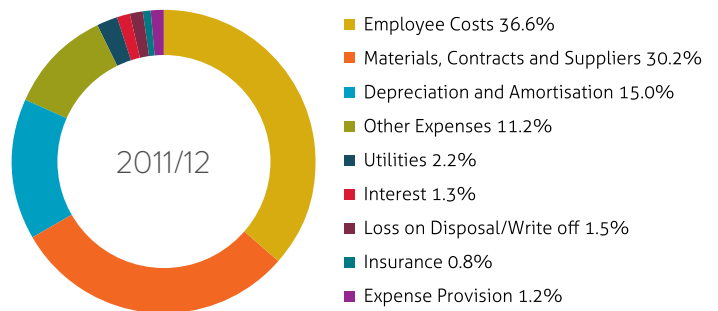
2012/13

- Employee Costs 37.9%
- Materials, Contracts and Suppliers 28.9%
- Depreciation and Amortisation 15.8%
- Other Expenses 11.1%
- Utilities 2.2%
- Interest 1.4%
- Loss on Disposal/Write off 1.3%
- Insurance 0.8%
- Expense Provision 0.6%



2011/12

- Fees and Charges 54.1%
- Rates 38.3%
- Investment Income 4.9%
- Grants and Subsidies 1.1%
- Other Revenues 1.0%
- Donations and Reimbursements 0.3%
- Gain from Disposal of Assets 0.3%



2011/12

- Employee Costs 36.6%
- Materials, Contracts and Suppliers 30.2%
- Depreciation and Amortisation 15.0%
- Other Expenses 11.2%
- Utilities 2.2%
- Interest 1.3%
- Loss on Disposal/Write off 1.5%
- Insurance 0.8%
- Expense Provision 1.2%

Operating Revenue from Ordinary Activities


Operating Expenditure from Ordinary Activities

Income:

- Including capital grants and contributions, revenue exceeded \$167 million in 2012/13.
- Rates raised amounted to \$67.2 million, an increase of 10.7% on the previous year due mainly to a ratebase increase as a result of an unusual amount of new building completions.
- Parking fees amounted to \$66.5 million, a 5.9% increase over 2011/12.
- Investment earnings exceeded \$8 million, a marginal improvement on last year's result in spite of a lower interest rate environment.

Expenses:

- Operating Expenses at \$143 million were contained to a 1.4% increase over last year's expenditure.
- Employee costs made up 37.9% of the City's operating expenditure and rose 5% when compared with the previous year.
- Materials and contracts expenditure reduced by \$1.3 million mainly due to savings in discretionary expenditure including legal fees and consultancy.



Significant Items:


- Revaluation of investment properties carried out annually resulted in a reduction of \$2.2 million mainly in the value of colonnades.
- Revaluation of Open air car park infrastructure resulted in an additional \$2.2 million being brought to account.
- Plant and equipment carrying values were higher than market and written down by \$1.4 million.
- The City's share of the disposal of land at Tamala Park resulted in a profit of \$1.1 million.

Funding Capital Expenditure:

- Capital expenditure of \$68.5 million cash spent was funded from various sources.
- \$23.8 million was borrowed to fund the City of Perth Library project but most was held over as construction began late in the financial year.
- Capital Grants received, amounted to \$3.5 million.
- Reserves funded \$14.4 million of capital expenditure.



Major PROJECTS



Major projects which will transform the city continued to progress steadily during 2012/13.

These included State Government developments such as the Elizabeth Quay waterfront project, the Perth City Link and Riverside development being undertaken by the Metropolitan Redevelopment Authority.

The new Perth Arena opened its doors on 10 November 2012 and one of its early events was the Hyundai Hopman Cup, a prestigious tennis tournament held for the first time within the City's boundaries.

The groundwork for the Cathedral and Treasury development also commenced.

From 2012 to 2015, the Precinct will undergo a period of significant transformation which will include the restoration of the Old Treasury Buildings, a new office tower, the new City of Perth Library, an upgrade to St George's Plaza plus vibrant new commercial and public spaces.

The Cathedral + Treasury Precinct is a coordinated development carried out by the State Government, City of Perth, Anglican Diocese of Perth, FJM Property, Mirvac and the Public Trustee.

Plans were unveiled for a new City of Perth Library, with construction due to start soon on the library and public plaza in Perth's city centre. Doric Contractors were awarded the \$33 million project to be built on Hay Street at the former Law Chambers site. The library complex will include meeting rooms, gallery space, a cafe and historical displays.

In November the new look Forrest Place was revealed, including the Water Labyrinth, an interactive water sculpture created by Jeppe Hein exclusively for Forrest Place.

Forrest Place has received a much needed breath of fresh air which will ensure its position as the number one public square in Perth is retained.

As well as Water Labyrinth, Forrest Place has new seating and alfresco areas, new lighting, nine semi-mature Chinese Elms and removable umbrellas in the sunken area to provide much needed shade and new granite paving throughout.

These improvements complement the enhancement of Wellington Street and Perth Station forecourt, new stage and change room/toilet facilities.

Leadership

Vision 2029+

Engagement with the public was enlisted as part of the process to develop a new Strategic Community Plan titled Vision 2029+. A dedicated website was set up to enable people to say what they love about the city, what they would like to see more of, what could be improved and what critical challenges they think Perth will face in the future.

Organisational Development Plan

The City produced an Organisational Development Plan drawing on extensive consultation and staff input. The plan identifies ways that the organisation can continue to improve and also sets the future direction for the organisation.

Local government reform

The Council approved a detailed submission to the State Local Government Minister in response to the final report of the Metropolitan Local Government Reform Panel. The submission proposed that the City of Perth local government area should be expanded and that the number of authorities involved in planning matters be rationalised.

World mayors

Lord Mayor Lisa Scaffidi was first runner-up in the World Mayor Prize and was also awarded the World Mayor commendation. The City Mayors Foundation, an international think tank on local government, organises the World Mayor Project and awards the World Mayor Prize every two years.

Key to the City

The then United States Secretary of State Hillary Clinton was conferred with a Key to the City of Perth by Lord Mayor Lisa Scaffidi on 13 November 2012. The honour was in recognition of Ms Clinton's leadership and outstanding achievements internationally and the enormous contribution that the United States has made to Western Australia over many decades.

Heritage Award

Two city properties shared the City of Perth Heritage Award. The joint winners of the \$10,000 prize were Perth Diocesan Trustees for the restoration of St George's Cathedral and Brookfield CitySquare Lots Pty Ltd for the restoration and adaptive re-use of the Newspaper House and Perth Technical College buildings.

Lord Mayors meet

The City of Perth hosted Lord Mayors from across Australia when the Council of Capital City Lord Mayors (CCCLM) met at Council House in July 2012. The meetings are an opportunity to share information and ideas about civic improvements and to work collectively to advocate the importance of cities and urban communities on the national stage.

Sister Cities

A number of education scholarship programs were undertaken with sister cities, including the "Picture Yourself in Perth" education scholarship programs in Chengdu (China) and Nanjing; the "Experience Study in Perth" scholarship in Seocho (South Korea) and the Kastellorizo Student Exchange Program. These programs were operated in partnership with the Department of State Development, Tourism Western Australia,

Perth Education City, education providers and the Australian Friends of Kastellorizo Association.

Google recognition

Perth was named one of Australia's top 10 eTowns. This new Google award recognises and ranks those communities which are outpacing the rest of the country in having its small businesses use the web to connect with customers and grow. Google looked at more than 600 local government areas to analyse which communities are contributing the most to the digital economy.

Chengdu link

The Cities of Perth and Chengdu in China cemented their ties with the signing of a formal Sister City Agreement by Dr Ge Honglin in Chengdu on 13 September 2012. A pre-recorded video of Lord Mayor Lisa Scaffidi signing the Agreement in Perth was played at the Chengdu function.

History Award

The winner of the City of Perth's inaugural History Award was Mrs Hilaire Natt for her entry on the Bon Marche store in Hay Street. The award is an initiative of the History Centre at the City of Perth Library and is designed to generate interest in the history of the City of Perth and to encourage community members to research aspects of the City.

Anti-racism

The Council formally expressed its support for a key part of the Australian Human Rights Commission's National Anti-Racism Strategy, the *Racism. It Stops With Me* campaign. The City is committed to leading by example when it comes to countering racism and promoting equal opportunity.



Environment & CLIMATE CHANGE

EcoHub Perth

The City's on-line sustainability hub was launched on 10 September 2012 during the first Sustainable Spring campaign. The site features information and inspiration to encourage the community to live, work, and play more sustainably and a space for users to share ideas. EcoHub Perth also allows users to measure the reduction in their ecological footprint. The site had 6,326 unique visitors (8,041 total visits) to 30 June and 152 profiles were registered.

Sustainability award

The City of Perth received a WA Sustainable Cities Award for its efforts in promoting ongoing interest in the city's heritage and culture. The awards are organised by Keep Australia Beautiful (WA) to recognise councils active in their communities and making valuable contributions towards environmental sustainability.

Green grants

The Council approved environment grants and sponsorships totalling more than \$55,000 to a range of business and community groups. The funds assist in the process of achieving city sustainability.

CitySwitch

The strong commitment to the CitySwitch Green Office partnership continued. As at 30 June 2013, 52 signatories, representing 53 tenancies, had signed to the national commercial tenant energy efficiency program. This represented 280,098 sqm, or 14% of the net lettable area in the city. The City offered a matched funding grant for new signatories to help meet the cost of NABERS energy assessments.

Carbon offsets

The City's efforts to offset greenhouse emissions generated by cars in the city continued with Council approval of a tender to Carbon Conscious to plant and maintain 85,000 trees at a property near Wongan Hills in the Eastern Wheatbelt. The new plantings of native mallee trees will add to the stock of 170,000 native trees already planted at Kojonup (2009) and Koorda (2011).


Earth Hour

The City renewed its support for Earth Hour by encouraging businesses to turn off lights on Saturday 23 March. This annual event unites the world in calling for action to reduce people's environmental impact. Once again, the Lord Mayor was Earth Hour Ambassador for Perth.

Waterwise Council

The City of Perth was the first metro Waterwise Council in WA, joining the program in 2009. The program focuses on operational and behaviour water efficiency and conservation. The program is coordinated by the Water Corporation and the Department of Water. During 2012/13 water consumption by the City of Perth decreased by 1.58% from 670,260kL to 660,320kL.

library



Services

Drainage upgrade

A drainage upgrade was undertaken in Terrace Road to meet the needs of new residential developments. The work involved laying larger stormwater pipes which will increase capacity to carry run-off water and improve flood immunity.

Library

The City of Perth Library had a busy year with 3110 new members, an increase of 16 per cent on the previous year. Visitation to the library rose by 42 per cent and the number of loans increased by 23 per cent to 224,242. Opening hours on Saturdays were extended to 4pm.

Library resources

The online trend continued with e-books, e-magazines, online newspapers and courses being added to the library resource offerings.

History Centre

The Library's History Centre commenced digitising its photo collection. The Streetscapes will document the changing face of the city.

Homeless Connect

This event attracted some 700 homeless and disadvantaged people who were able to connect with a wide range of service providers, including housing, legal, medical, dental, employment, identification and recreational. Homeless Connect is organised by the City in partnership with Volunteering WA.

Volunteer hosts

The i-City volunteers continued to perform a valuable role in providing visitor information about the city and conducting walking tours of significant sites. They contributed 9,520 hours of volunteering in 2012/13, helping an average of 570 visitors each day.

Graffiti removal

The City's graffiti removal team recorded more than 3,500 graffiti incidents during the year and were able to treat the vast majority successfully. The City's graffiti hotline is 1800-109-010.

Community Centre

The Citiplace Community Centre provides services to meet the needs of people aged 55 and over and for people with disabilities. Services provided include podiatry, hairdressing, computing and leisure activities. In 2012/13 an estimated 135,780 people visited the centre. The centre provides low cost meals and refreshments, including breakfast.

Rod Evans Centre

Located at 160 Hay Street at the eastern end of the city, the Rod Evans Centre offers a range of services, including centre-based and delivered meals, social and exercise opportunities, podiatry, hairdressing and support for city residents.

Public toilets


A 24-hour accessible Automatic Public Toilet is now installed in Forrest Place. The Council will spend more than \$2.8 million over five years to increase and improve public toilet facilities in the city including an upgrade of the Queens Gardens toilets.

Rest Centre

The Citiplace Rest Centre located near the Perth Station concourse continues to provide a valuable service to the community. It now has expanded, 24-hour accessibility on Friday and Saturday nights. Services provided include lockers, showers and stroller hire.

Child Care Centre

The Citiplace Child Care Centre provided long day care for 81 families (93 children) and occasional care for 266 families (359 children) in 2012/13.



Built ENVIRONMENT

Forrest Place

The extensive Forrest Place redevelopment was completed in November 2012. It featured the installation of the Jeppe Hein interactive sculpture Water Labyrinth as well as new seating and alfresco areas, new lighting, trees, shade umbrellas and granite paving throughout.

Affordable rental housing

Construction of the City of Perth's East Perth housing project for key city workers neared completion. The Goderich Street development has 48 apartments with six units designed for people with special needs and disabilities.

Library contract

The Council awarded Doric Contractors Pty Ltd the tender to build the City of Perth's exciting new public library and a plaza in the Cathedral and Treasury precinct at a cost of \$33.3 million. It is the City of Perth's largest civic construction commitment since the Perth Concert Hall was constructed in 1973.

Plot ratio

Major changes to plot ratio under the City Planning Scheme No. 2 were implemented in March. Amendment 24 increased the maximum plot ratio applicable in the Hamilton Precinct. Amendment 25 increased maximum plot ratios across large parts of the city, with a focus on hotel and residential developments.

Planning amendments

The Council initiated an important amendment to the City Planning Scheme No. 2. Amendment 26 proposed changes to the built form controls (heights and setbacks) across large parts of the city. The amendment provides greater flexibility in determining building heights.

Heritage grants

Heritage grants totalling \$307,799 across ten city buildings were approved by the Council in 2012/13. The grants go towards the cost of projects, ranging from the preparation of conservation plans to upgrading building facades. A review of the program revealed a total of 91 grants totalling \$2.15 million had been allocated since 2003. This has resulted in Council leveraging an additional \$8.88 million of landowner investment in heritage buildings.

Rate relief

During the year the Council provided rate relief valued at \$240,560 to 173 heritage-listed properties. Rate relief is awarded to those owners who demonstrate an ongoing commitment to looking after their heritage property.

Ratio transfer

The City facilitates the sale of unused development potential of heritage buildings. Since the inception of the program in 2005 there have been 28 transfers of plot ratio totalling 11,416 sq metres with an approximate value in excess of \$6.5 million.

Planning strategy

The Council made a submission to the State Department of Planning on the draft State Planning Strategy. The strategy was produced in conjunction with other government departments and agencies with the intention of integrating planning and development across the state. The City's submission stressed that the Government needed to think well beyond four-year parliamentary terms.

Point Fraser

The City welcomed the start of works for a new tourist and hospitality development on the Swan River at Point Fraser. The development, being undertaken by a private developer, City Foreshore Investments Pty Ltd, will feature a cafe restaurant, tourist outlets, function centre, wine bar, waterfront alfresco dining, take-away facilities and supper club.

Vibrancy & VITALITY

Social Media

The City of Perth's social media following has improved substantially this financial year.

The City of Perth Facebook page likes increased by 248% and the Twitter page followers increased by 368%.

Across both platforms the City of Perth reached an audience of 22,620 people with information about City of Perth initiatives and projects.

The City of Perth subsite Show Me Perth also uses social media platforms to promote city events and venues.

The Show Me Perth Facebook page likes increased by 128% and the Twitter page followers increased by 291%.

Across both platforms Show Me Perth reached an audience of 13,260 people.

Show Me Perth also enhanced their social media in the final quarter of the financial year adding Instagram and Pinterest.

Free wi-fi

The City introduced a trial free wireless internet service in the Murray Street Mall, Forrest Place and Stirling Gardens. These temporary locations complemented the successful Northbridge Piazza free wi-fi service which had been operating for more than two years connecting people to the internet.

Olympic Games

The City hosted a welcome-home ceremony for athletes who competed in the Olympic Games in London in July-August 2012. The event, in Murray Street Mall, was jointly hosted with the State Government.

Twilight markets

The Twilight Hawkers Markets returned to Forrest Place during summer. The Friday markets have proved extremely successful with their offerings of international cuisine attracting evening crowds to the CBD.

Sunday markets

The City also conducted Sunday markets under the banner of Perth Home Grown during March. The markets featured fresh organic produce including farm-fresh fruit, vegetables, free range eggs, honey and nuts.

Forrest Place artwork

The Lord Mayor opened the redeveloped Forrest Place on 16 November 2012 and unveiled Jeppe Hein's interactive water sculpture, the Water Labyrinth, which has become a major city attraction, especially for children.

Skyworks

The City of Perth Australia Day Skyworks again attracted people in large numbers to the Swan River foreshore for a truly spectacular pyrotechnic display. The City organised a large range of Australia Day events including the 29th annual Skyworks display.

Eat Drink Perth

The City's popular food and wine promotion, Eat Drink Perth, was held in March. The program included family friendly events, progressive dinners, high teas, wine tastings and pop-up bars. The event launched with Food Meets Fashion in Hay Street Mall.

Innovation Month

The Northbridge Piazza was the venue for Innovation Month in April. The event featured seminars, demonstrations, performances, art installations, films and workshops, all in the name of forward thinking.

Winter Arts

A diverse program of 180 events at numerous venues around the city was on offer in the City of Perth Winter Arts Season. The City organises the annual event, which draws on the talent and creativity of some 70 local arts organisations.

Northbridge Piazza

The Piazza continued to be a hive of activity during the year with regular film screenings and other entertainment on offer. These included:

Piazzarama Northbridge – a series of monthly, free, family activities.

Sunday Piazza Live – the City teamed with the Business Improvement Group of Northbridge (BigN) to present regular Sunday afternoon sessions featuring live bands and musicians.

Free Flicks for Kids – specially chosen films on Saturday afternoons.

Hyundai Hopman Cup

This internationally recognised tennis tournament was staged for the first time at the spectacular new Perth Arena. The City provided sponsorship of \$100,000 for the event.

Event website

The events-related website showmepertth.com.au continues to grow in popularity. In 2012/13 the site registered 968,769 hits (685,122 unique hits). Interest peaked during Christmas (December), Skyworks (January), Anzac Day (April) and Eat Drink Perth (March). The main interest, outside Australia, came from the United States, the United Kingdom, Singapore, Malaysia and New Zealand.

Event approvals

Despite losing the Esplanade Reserve as an event venue, the City has continued to attract major events to the city's foreshore. The City approved 225 events on the City's roads and reserves in 2012/13. Several new events were staged, including the 'Colour Run' which attracted 10,000 people.

Artist exchange

Four painters from Perth's Sister City of Chengdu visited Perth and recorded their impressions of our city. Their paintings were presented to the Chengdu Government for display at an international museum at the famous Tianfu Square. Four WA artists had earlier visited Chengdu.

Foodchain

Foodchain is the City's program of youth projects. In addition to developing all-age music events, projects and mentoring programs, Foodchain works to provide young emerging artists with exhibition sites and commissions that enliven public spaces with exciting and innovative contemporary arts programming.

Real to Reel

A pop-up recording studio and mp3 archive was organised in Northbridge. In December, 20 young musicians recorded 42 original tracks across three evenings. Artists also proposed space transformation concepts to create a unique performance environment.

Northbridge O-Day

A group of young musicians proposed a Team Up! project at a vacant Northbridge property. On two afternoons their musician peers formed one-off fantasy bands and recorded their new tracks in a jungle-inspired environment with themed projections and a limbo competition.

Transart

Young artists were commissioned to deliver new works in public space. Two sound commissions were installed across Northbridge and Perth, accompanied by the *Perthume* project which saw artists work with the community to gather organic matter that was distilled to form fragrances representative of Perth.

Youth Ambassador

Perth Youth Advisory Council member Cameron Jansen travelled to China, Korea and Japan under the International Youth Ambassador Program. He engaged with young people, local government authorities and senior business leaders on topics including youth empowerment, education and urban development.



Business

Public trading

The City began a review of its Public Trading Local Law 2005 to ensure it better aligns with the Council's strategic goal of creating a vibrant city. Among matters covered in the review are mobile food and beverage vendor operations, distribution of pamphlets and outdoor fitness groups.

Matched grants

The Matched Funding Business Grants program continued to support and encourage innovative projects. Funding of up to \$20,000, on a dollar-for-dollar basis, is available to help local businesses turn innovative ideas and expansion projects into action. In 2012/13 six projects received grants totalling \$88,000.

Small business

Grants of up to \$2,000 are offered to small businesses seeking assistance with start-up, expansion or other innovative and creative projects that provide a clear benefit both to the business and the city. In 2012/13, nine small business grants were made to businesses for alfresco furniture, signage, website development, marketing materials and fit-out works.

Green grants

The City of Perth offers environmental grants to help projects get off the ground. Fully Funded Environment Grants of up to \$2,000 are available to improve environment sustainability, awareness and connection to the environment and Matched Environment Funding Grants of up to \$10,000 to improve the environmental sustainability of a property, business or residence.

International scope

The City followed up a large number of international business enquiries and has met with and supported companies from the UK, Norway, Canada and the US looking to establish offices in Perth. The City provided investment briefings for two Chinese business delegations in April 2013—the China Business Migration delegation and the China Entrepreneurs Federation delegation.

Branding campaign

The City of Perth won the national Government Communications Australia (GCA) award for Best Marketing Communication Campaign (over \$10,000) for its 'Get to Know Me' destination campaign. Advertisements invited people to share in the rebirth and progress of Perth City. The campaign, developed by Marketforce, was recognised for its contemporary, engaging tone and received a positive audience reception.



Transport & PARKING

Parking award

City of Perth Parking (CPP) was awarded the prestigious title of 'Parking Organisation of the Year' by the International Parking Institute. The award recognised the City for its professionalism and contribution to the parking industry, including its "exceptional efforts" to integrate technology and enhance sustainability throughout its parking operations.

Parking discount

City of Perth Parking introduced discount parking on weekends at three of its car parks. Rates were reduced by half for the first four hours of parking, allowing families sufficient time to shop and enjoy the city's entertainment and unique attractions.

Light rail

The Council supported the State Government's intention to establish a light rail system but expressed opposition to a suggested route along Hay and Murray Street Malls on the grounds it would have a detrimental effect on the prime retail and pedestrian area. The Council submitted other options for the CBD section of the project.

Goderich St Car Park

The redeveloped Goderich Street Car Park opened for business on 18 February 2013. The car park has 176 bays and is the first CPP car park to feature paperless licence plate recognition technology and payment systems.

Pedestrian crossings

The City continued to implement its strategy of standardising pedestrian crossings when crossings at both the Wellington/Barrack Street and the Wellington/William Street intersections were made parallel with traffic flow in February. This assists more efficient traffic flow.

Two-way traffic

In April, Beaufort Street (between Roe and Newcastle Streets) was converted to two-way traffic. This change is consistent with the City's plan to improve Perth's CBD by returning one-way streets to two-way flow where practical. This is designed to reduce traffic speeds, assist people moving in and around the city and improve connectivity between existing streets.

Health & SAFETY

Cycle Plan

The Council announced its vision and long-term plans for cycling and bike infrastructure. The first City of Perth Cycle Plan 2029 and Cycle Implementation Program 2012 – 2017 will ensure Perth continues to develop as a cycle-friendly city.

Health & wellbeing

The City of Perth undertook an extensive community consultation process to aid the preparation of a new Public Health and Wellbeing Plan. The plan will provide strategic guidance and identify areas and programs to create more opportunities for residents and workers to be active.

Smoking ban

The Council agreed to introduce smoke-free zones in three of its most popular pedestrian areas. The Hay and Murray Street Malls and Forrest Place will be declared smoke-free when the City of Perth Thoroughfares and Public Places Local Law is amended.

CCTV

The City's Surveillance Centre continues to provide a valued community service 24 hours a day, seven days a week, monitoring 206 CCTV cameras in various locations throughout the city and providing an after hours emergency communication service.

Surveillance centre

Much of the year was spent planning for the relocation of the Surveillance Centre from its existing State-owned premises at Perth Station to refurbished Council-owned premises in Plain Street, East Perth, effective from December 2013. Coinciding with this move will be the conversion of the existing analogue system to a new digital video management system which will result in greater storage and retrieval capabilities as well as a number of other improved operating features.

Food sampling

As part of routine food monitoring and sampling, 120 samples were collected and 28 were found non-compliant (23%) when assessed against the requirements of the Australia – New Zealand Food Standards Code. These included labelling issues, undeclared allergens and non-compliant nutritional information.

Health inspections

The City has 876 registered food businesses and a total of 3,550 inspections/assessments were conducted (compared with 3,802 in 2011/12). A total of 23 Food Act Improvement Notices and 48 Food Warning Letters were issued in 2012/13 and 5 Food Act Infringement Notices (14 in 2011/12). There were 2 Food Act prosecutions.

Noise incidents

There was a total of 258 registered noise complaints (compared with 205 for 2011/12). Complaints included 6 about noisy alarms, 14 air-conditioning, 27 commercial works, 22 concert/event noise, 89 construction noise and 66 for amplified music.

Temporary toilets

Three mobile toilets were installed near night-time entertainment venues in Northbridge and the CBD for the convenience of patrons and to reduce the incidence of urination in laneways and other public spaces.

Record Keeping STATEMENT

The City of Perth is committed to the reliable and systematic management of government records in accordance with legislative requirements and best practice standards.

Record Keeping Plan

The City's current Record Keeping Plan, RKP2009049, is approved to December 2014.

Record keeping systems

All corporate record keeping procedures were reviewed and updated in 2012/13. The Administrative Policy on Record Keeping was reviewed, with no amendments, in November 2012.

A review of the record keeping capabilities of various corporate systems commenced in May 2013 and is due for completion in the first quarter of 2013/14. Findings will be incorporated into the City's Record Keeping Plan.

The City implemented the General Disposal Authority for Source Records in May 2013. The implementation plan was reviewed and supported by the State Records Office.

Original source records to October 2010 were disposed of in accordance with Disposal Authority RD2007017.

Training and awareness-raising

A permanent full-time Records Trainer role was established in 2012/13, enabling the City to continue to provide the following training to staff:

- Record keeping inductions – focusing on record keeping processes at the City.
- Record keeping awareness training – focusing on obligations under the *State Records Act, 2000*.
- Record keeping systems training – focusing on how to use TRIM to manage records.

The City continues to raise record keeping awareness by:

- Holding record keeping forums.
- Broadcasting record keeping tips.
- Providing content for the staff internal newsletter on good record keeping practices.

Significant improvements by units in their record keeping practices have been made with the support of the full-time trainer. Commencing in 2013/14, an annual review of the training program will be conducted.

This report has been published in accordance with the requirements of the *State Records Act, 2000*.



Disability Access & INCLUSION

The City is committed to furthering the principles and objectives of the Disability Services Act 1993, with a particular focus on the six outcomes identified in the Disability Services Regulations 2004. The guiding principle is inclusiveness for all people.

The current City of Perth Disability Access and Inclusion Plan (DAIP) 2011 – 2015 was endorsed by Council in December 2011 and then lodged with the Disability Services Commission as per the statutory requirements. This is the fourth disability plan to be implemented by the City under the Disability Services Act.

The DAIP contains 7 outcomes, 24 strategies and 72 tasks that have been assigned and agreed for implementation over the life of the plan.

Throughout 2012/13 the City has continued with the implementation of actions identified in its DAIP leading to improvements in terms of access, information and awareness of the needs of people with disability and their families. This has resulted in greater participation and involvement in services and programs, accessing facilities and information, and events.

Significant City achievements during 2012/13 include:

- The City of Perth Access Working Group (made up from community members, representatives from disability organisations and City staff) reviewed 15 new projects at their early planning and design stage and provided access advice and recommendations. Projects reviewed included:
 - City of Perth Library
 - Elizabeth Quay public realm design
 - Perth City Link – Perth Station changes
 - Point Fraser hospitality precinct
 - City of Perth footpath and crossing audit
 - Wellington Street Draft Concept Plan – footpath and bike lane
 - Multi-function poles – St Georges Terrace
 - The Link Project – (Access) Road Design
 - Sutherland and Roe Street footpath and traffic signal upgrade
 - Mount Street Bridge pedestrian priority zone
 - Old Treasury Building Office Tower – tactiles
 - Queens Gardens, toilet redevelopment
 - City of Perth website redevelopment
 - Central Institute of Technology and Museum Street Masterplan
- The City of Perth's Key City Worker Housing development project at 111-133 Goderich Street, East Perth, was nearing completion. Six units have been designed in accordance with the Adaptable Housing Standards and are suitable for people with disability.
- Continued implementation of the You're Welcome: Accessible Bars, Restaurants and Cafes project.
- There is steady improvement within the organisation in DAIP activity reporting by contractors and agents. This reflects greater compliance with the Disability Services Act's intention that public monies be used to provide services accessible to all members of the community.
- The City of Perth footpaths and crossings access audit project identified barriers to access for people with disabilities in terms of the provision of a safe, continuous, accessible path of travel and made recommendations for remediation. As a response to the report:
 - Project managers in the public domain are encouraged to utilise the services of a certified access consultant at the early planning and design stage and/or be presented to the City of Perth Access Working group for consideration.



- Compliance checks need to be escalated to ensure staff, contractors and builders working within the public domain provide a safe, continuous, accessible path of travel.
- A specific staff strategy be implemented to assist asset custodians to understand the significance of the Australian Standards and work through the issues identified in the report.
- The City of Perth Access Maps brochure was updated. Now in its seventh edition, the booklet provides information to people with a disability about the wide range of facilities in the city. It also provides more general information for all individuals visiting the city.
- The City of Perth website is undergoing redevelopment. The website is designed to comply with the guidelines issued by W3C/WAI (World Wide Web Consortium/Web Accessibility Initiative). The City is committed to meeting priority 2 (AA) guidelines of the WCAG 2.0 (Web Content Accessibility Guidelines), and priority 3 (AAA) where possible, which is the highest level of conformance that can be achieved. As part of ongoing development the City of Perth is committed to "Universal Access and Inclusion" rather than "access for people with disability", with the emphasis on mainstream facilities and services available through the website being accessible for all including children, seniors, people from culturally and linguistically diverse backgrounds, tourists, and people with disability.
- All City of Perth printed brochures have been requested to carry the message that they are available in alternative formats (e.g. electronic and large print) on request in accordance with the City's Accessible Public Information Policy and Procedures.
- The Citiplace Rest Centre continues to provide toilet facilities for people with disability. Included within the facility is an accessible toilet with a hoist and an adult change table for people with high support needs.
- The Citiplace Community Centre continues to provide a wide and varied range of activities and services for people over the age of 55 years and people with disability. The centre offers low cost meals and refreshments in the dining room, podiatry and hairdressing, wheelchairs and motorised scooter (Shoprider) hire and a wide range of activities.

Donations & SPONSORSHIPS

Donations

\$

Association for Citroen Enthusiasts - French Car Festival	660
Australian Society for Medical Research	1,500
Cancer Council Of WA	921
Cancer Support WA Inc	987
Catch Music Inc	400
Centre for Cerebral Palsy	2,000
Court Welfare Service	2,000
Curtin University	900
East Perth Community Safety Group	8,700
East Perth Rotary Club	149
Hellenic Community of WA	12,000
Hellenic Women's Association Inc	1,500
Integral Health and Fitness	2,000
John Hughes Big Walk	180
Juvenile Diabetes Research Foundation (DA)	418
Lions Club	275
Mercedes College	2,000
Mission Australia	2,500
National Flag Association WA Inc	5,563
Nth American Veterans' Unit	550
PCYC Circus Quirkus	500
Perth Dinghy Sailing Club	4,000
Rotary Club of West Perth	1,000
Royal WA Historical Society	760
Sorry Day and Reconciliation Week	6,176
St George's Cathedral	3,000
The Big Issue	950
Uniting Care (Pancake Day)	195
Uthando Project	1,000
Variety Basher's Club of WA Inc	161
Volunteering WA	5,000
WA Special Needs Christmas Party	330
Westcare Inc	2,000
Western Australian Band Association Inc	2,000
Women in Super Mother's Day Classic	12,000

Total

84,275

Cultural Sponsorship

\$

Agelink	5,616
Aimee Smith	8,500
Artrage	50,000
Artrinsic	38,479
Ausdance	7,000
Awesome	100,000
Bantus Capoeira	925
Black Swan Theatre Co.	30,000
Blue Room Theatre	52,531
Climbing Vine	4,591
Duck House	8,000
Equity	2,000
Folk World	8,500
Goodbye Jamie Boyd	5,000
Itzel Rosas Garcia	5,000
NAIDOC	35,000
Nulsen Association	5,000
Perth Centre for Photography	10,000
Perth Theatre Company	20,000
Perth International Arts Festival	350,788
Perth Institute of Contemporary Art	40,000
Propel Youth Arts WA	4,000
pvi Collective	10,000
Remida	1,954
St George's Foundation	2,500
Steps Youth Dance	9,000
Strut Dance Inc	11,362
Sue Peacock	8,295
Toni Wilkinson	2,000
Voces Inc	10,000
Voyces	3,300
WA Ballet	54,496
WA Opera	153,930
WA Poets Inc	3,000
WA Youth Theatre	6,000
WASO	193,930
WAYJO	3,000

Total

1,263,697

Event and Sports Sponsorship

\$

East Perth Twilight Picnic in the Park	20,000
Miss Universe Registration Day	20,000
Open House Perth	10,000
PolArt	10,000
Rotary Ramble	25,000
Swan Festival of Lights	10,000
WALGA Banners in the Terrace	4,022
Hyundai Hopman Cup	100,000
V8 Supercars CBD activation	6,000
Butchers Picnic 2013	12,000
Oz Concert 2013	30,000
Elements	14,340
Claisebrook Carnivale and Duck Derby 2013	20,000
Perth International Jazz Festival	15,000
Cultures of China, Festival of Spring	7,500
City to Surf	25,000
HBF Fitness Program	2,245
QUIT Targa West Tarmac Rally	53,000
Ride to Work	6,000
Santos Great Bike Ride	21,000
Weet-bix Kids TRYathlon 2013	12,000
Asics Bridges Fun Run 2013	6,500
State Tee Ball Championships 2013	5,000
UWCT Perth 2013	20,000
Freeway Bike Hike 2013	30,000
BHP Billiton Aquatic Superswim 2013	30,000
HBF Run for a Reason	\$25,000
Pride Festival Fairday and Parade	45,000
IGA Carols by Candlelight	33,000
RAC Channel Seven Christmas Pageant with the City of Perth	140,000
ANZAC Day Celebrations	44,940
Thrill the World	2,000
Read Out Loud	2,000
Perth Fashion Festival 2012 & WA Fashion Awards	295,000
Chinese New Year Fair 2013	50,000

Total

1,151,547

Corporate Sponsorship

\$

Australian Broadcasting Commission	1,841
Australian Youth Climate Coalition	1,747
Breast Cancer Network Australia	1,163
Cancer Support WA Inc	2,865
Great Southern Tourism Events	1,186
PolArt	1,698

Total

10,500

Economic Development Sponsorship

\$

Made on the Left Business Workshop	1,000
Asia/Oceania Travel, Tourism and Hospitality Law Conference	2,000
Perth GovHack 2013	2,000
Perth Education City	10,000
40 Under 40 Awards	20,000
Perth Start Up Weekend 2012	5,000
Business Foundations Creative Industries Workshops	3,500
AOG	50,000
Local Chambers	8,000
Perth Start-Up Weekend 2013	5,000
The Founder Institute	12,000
Australasian Gas Technology Conference and Exhibition	10,000

Total

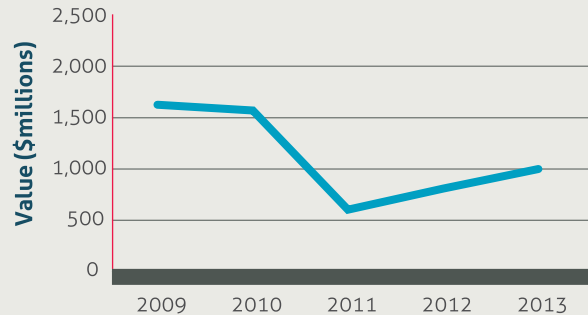
128,500

Performance Indicators

2012/13

Economy and City Vibrancy Outcomes

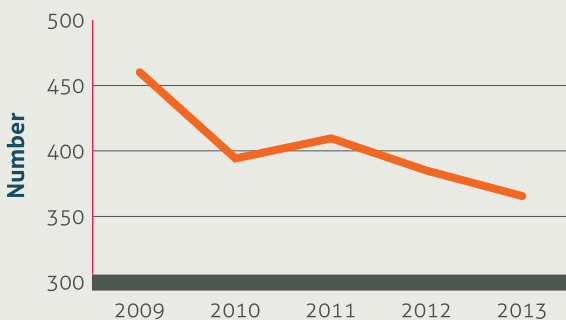
- A sustainable business and tourism destination recognised for its distinctive qualities (including its liveability, river setting and cleanliness) and for its indigenous history, heritage and people.
- A globally connected city playing a key role in the Indian Ocean Rim and the Pacific Rim, with a diverse and resilient economy with a spirit of innovation.
- Increased city vibrancy while maintaining its high ranking as a liveable city.



Value of Planning Applications 2012/13: \$1,012.4 million

Commentary

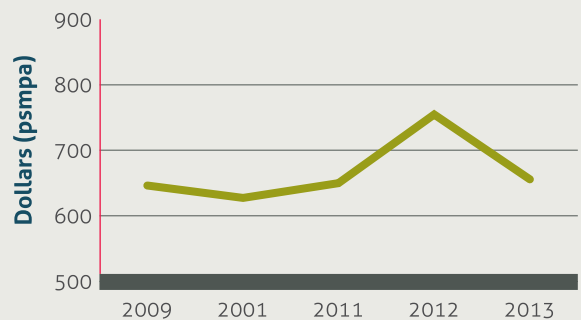
The value of determinations issued in 2012/13 was \$1,012.4 million. This figure is higher than the previous year's total, with the 7 LDAP applications contributing a value of \$396,890 to the total. Panel arrangements and were therefore determined by the Council.



Number of Planning Applications 2012/13: 366

Commentary

A total of 366 planning determinations were issued in 2012/13. This total was slightly down on the previous year's total by 19 applications. This figure includes 7 applications that were determined by the Perth Local Development Assessment Panel (LDAP).

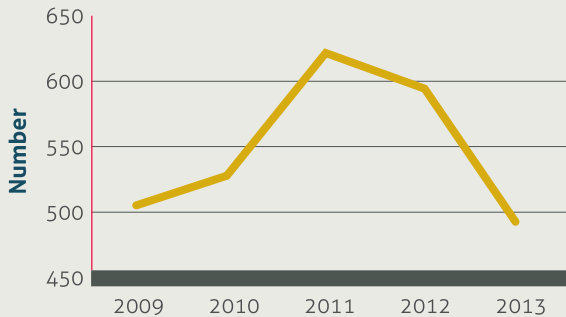


Average Office Rent 2012/13: \$656.18/sqm per annum

Commentary

The Perth CBD vacancy factor increased to 6.9% as at July 2013, with a net absorption of -12,504sqm and supply additions of 9,144sqm, according to the Property Council of Australia (WA).

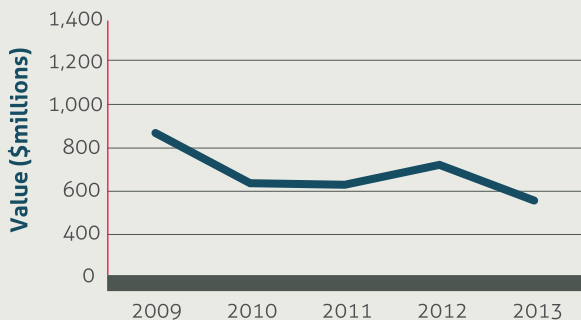
For 2012/13 Performance Indicators are presented to reflect the progress towards the Outcomes the City of Perth will focus on 2009-2029 as listed in the "City of Perth 2029 Vision and Four Year Strategic Plan".



Number of Building Licences 2012/13: 491

Commentary

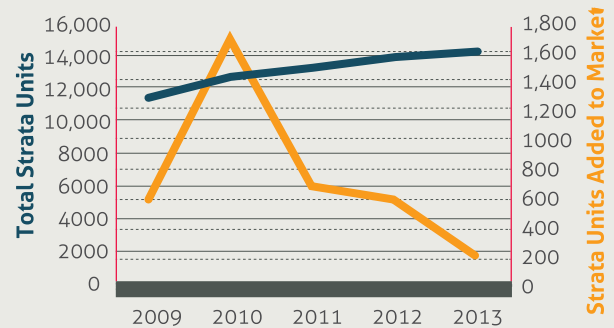
A total of 491 Building Permits were issued in 2012/13. This is lower than the previous financial year by 102 applications however, is considered only marginally below the six year average of 538 building permits per financial year.



Value of Building Licences 2012/13: \$533.4 million

Commentary

The value of Building Permits issued in 2012/13 was \$533.4 million. This figure is the lowest recorded since 2006/07 (\$483.5 million) and is reflective of the decline in Building Permits issued and the scale of development projects.



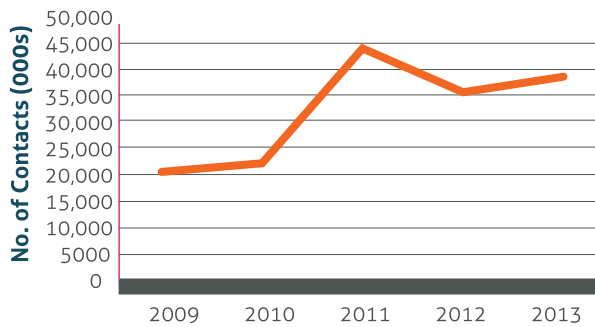
Residential Strata Units 2012/13: 14,105

Commentary

The number of approved residential strata lots within the city continues to grow, although at a slower rate compared with recent high growth outputs. Total approved residential strata lots within the city represents the strata lots that are approved and registered by Landgate and were still registered as at 30 June 2013. This means that any lots that were approved and registered but then removed from the list, for whatever reason, are not depicted in the statistics. The number of residential strata lots approved and actually added to the market for 2012/13 was reduced to 242, which is possibly more reflective of a longer term development growth trend in the city.

Community Outcomes

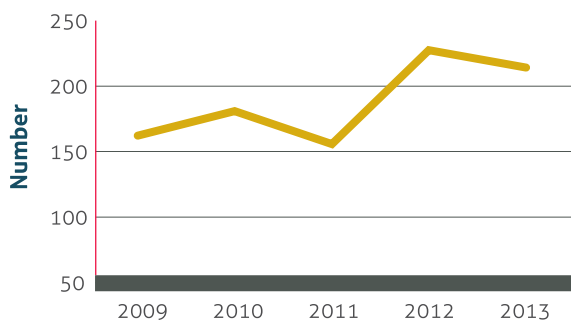
- The services and facilities needed by the community are planned for and provided by the City of Perth, other government and non-government organisations or the community itself.
- The physical and mental health of the community is enhanced through the City's role as regulator and service provider. The city is a safe place for residents, workers and visitors.
- A diverse and fair community that caters equally for people's needs.
- Appreciation and support for the culture and heritage value of the city.
- The city is a safe place for residents, workers and visitors.



Contacts – Ranger Services Community Presence Activities 2012/13: 38,533

Commentary

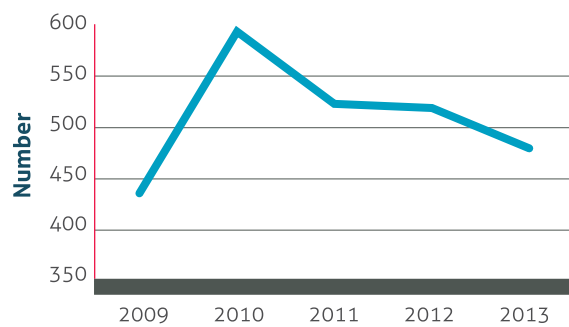
Ranger/Security Officer Service activities increased in 2012/13. Compliance checks, emergency response and general patrolling activities all increased to more normal levels this year, while the associated required enforcement activities declined with more compliance with Local Laws being observed.



Events Licences Approved 2012/13: 213

Commentary

For the past 5 years the popularity of parks and reserves for events in the city has continually increased with figures peaking in 2011/2012. The numbers have fallen slightly this year due to the loss of the Esplanade Reserve which held an average of 60 events per year prior to construction commencing on Elizabeth Quay. Other contributing factors included several Main Roads closures that affected access to events and the City was advised that the lack of, and expense, of hotel accommodation in the city deterred some interstate and international visitors.



Environmental Health Service requests (response to complaints) 2012/13: 482

Commentary

Complaints decreased from the levels of 2011/12. The top three categories for complaints during the year were noise (54%), followed by health nuisance (18%) and food (16%). Noise within the City of Perth continues to be a challenging issue due to the number of construction projects and an increasing residential demographic. However, food and health nuisance complaints declined compared with the previous year.



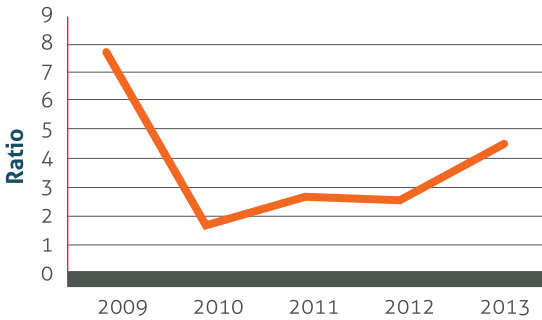
Events Sponsored by the City 2012/13: 87

Commentary

The City sponsored a wide range of events including the Hyundai Hopman Cup, Perth Fashion Festival, HBF Run for a Reason, Chevron City to Surf, Oz Concert, Anzac Day and Chinese New Year. The number of projects applying for support has increased by 43.7%.

Capable and Responsive Organisation Outcomes

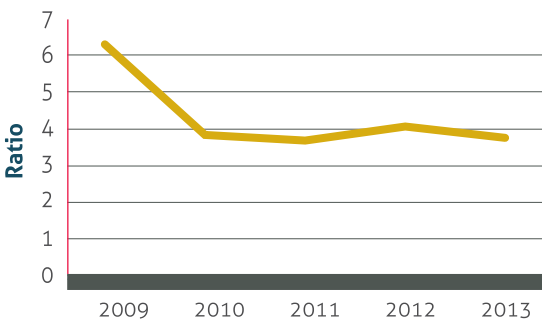
- A high standard of governance is maintained and is seen to be maintained by Elected Members and staff who understand their obligations and make decisions accordingly.
- A capable and motivated workforce to deliver the City's services into the future.
- The tax regime required to fund City programs is kept to a minimum.
- A diverse revenue base with new sources of revenue
- The utilisation of assets to produce revenue is maximised
- Technological innovation and systems support the efficient delivery of service
- Capital expenditure initiatives can be adequately funded.



Debt Service Ratio 2012/13: 4.48

Commentary

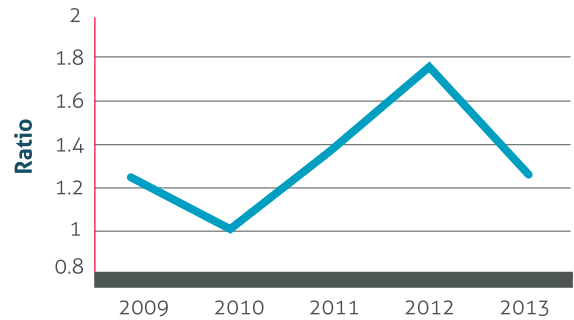
The Debt Service Ratio measures the City's ability to service debt (principal and interest) out of its available operating revenue. The lower the ratio, the greater the ability of the City to service the debt. The Debt Service Ratio increased from 2011/12. There were increased capital and interest repayments made in 2012/13 due to new borrowings raised, even though available operating income increased by \$10.9 million during the year.



Liquidity Ratio 2012/13: 3.76

Commentary

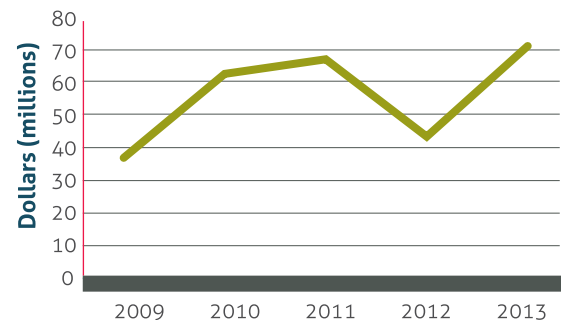
The Liquidity Ratio shows the liquid assets in relationship to liquid liabilities of the City. There has been a decrease in the Liquidity Ratio this financial year and although investments have increased there has also been a bigger increase in current liabilities.



Current Ratio 2012/13: 1.27

Commentary

The Current Ratio is an indication of the City's short-term debt obligations. The higher the ratio, the greater the liquidity. The current ratio is equal to current assets, minus restricted assets, divided by current liabilities, minus liabilities associated with restricted assets. The decrease in the ratio is mainly due to a decrease in unrestricted investments of \$4.2 million and an increase in loan liabilities of \$3.0 million during the year.



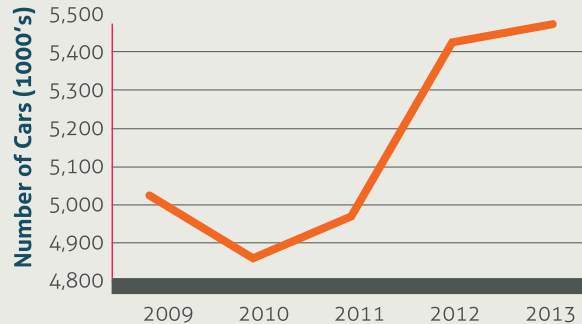
Capital Expenditure 2012/13: \$70.9 million

Commentary

Capital Expenditure increased by \$27.6 million on the 2011/12 expenditure of \$43.3 million. The main items of expenditure were \$16.3 million for the development of the new City of Perth Library and plaza at Cathedral Square, \$10.2 million for the redevelopment of the Goderich Street Car Park and Affordable Housing project, \$7.1 million for the redevelopment of Forrest Place, \$3.4 million on the revamping of Beaufort Street for two-way traffic and \$2.4 million for the development of land at Tamala Park.

Urban Outcomes

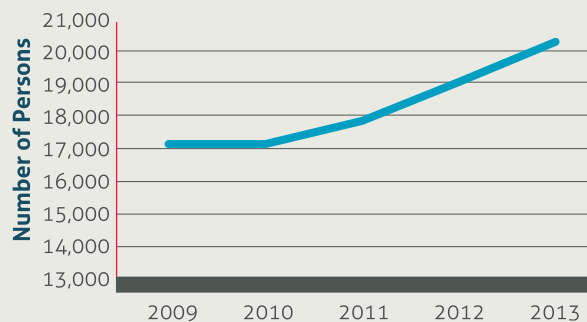
- A city achieving high-quality design in all projects and improving the urban and built environment to a standard comparable to the best cities in the world but unique to Perth.
- Agreement with the State Government on an overarching framework to guide the development of the city, including the river and foreshore, to achieve the city of Perth's long-term vision to maintain an open foreshore with nodes of development to bring people to the river.
- The City of Perth is known for a diverse range of quality public spaces that attract people to the capital city to work, live and play. Vibrant public spaces ensure Perth is a safe and enticing destination offering a "point of difference" from suburban experiences. Public places will be accessible and welcoming to all people and provide a range of opportunities to meet and contribute to the cultural heart of Western Australia.



Use of City of Perth Car Parks 2012/13: 5,486,349

Commentary

Patronage in car parks saw a growth of 79,000 customers with only 5,000 of this number being for open air parking. Included in the growth of under-cover car parks was an increase of 32,000 for Elder Street Car Park, mainly due to the opening of the Perth Arena in November 2012. Elder Street Car Park is now consistently at 80-90% capacity on weekdays.



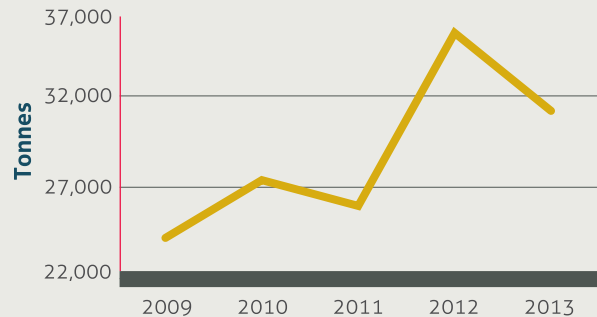
City Population 2012/13: 20,357

Commentary

The estimated residential population of the city in June 2013 was 20,357. This represents 5.78% growth over the past 12 months and continues the strong growth of recent years.

Environment Outcomes

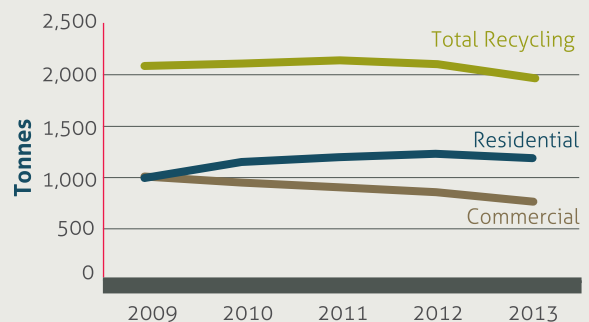
- The city is a model of how a liveable urban environment can co-exist with its natural environment and contribute to global sustainability.



Waste 2012/13: 31,413 tonnes

Commentary

Total waste collected decreased by 13% over the previous year. This is directly attributable to a 24% decrease in construction and demolition waste resulting from works undertaken directly by the City. This decrease follows an abnormally high increase last year. Waste from residential and commercial properties increased by a nominal 5%.



Recycling 2012/13: 1,959 tonnes

Commentary

Recycling tonnages continue to decline as a result of private contractors offering complete services. Commercial recycling decreased by 10% while residential recycling went against a five year trend and decreased by 3%. Bin lifts in both the commercial and residential sectors increased by 4%.



CITY of PERTH

27 St Georges Terrace, Perth, Western Australia
GPO Box C120 Perth, Western Australia 6839

Phone +61 9 9461 3333 *Facsimile* +61 8 9461 3083

Email info.city@cityofperth.wa.gov.au

Internet www.cityofperth.wa.gov.au

ABN 83 780 118 628